

# POCKET DIGEST



## IOWA PUBLIC LIBRARY STATISTICS FY09

State Library of Iowa

**Pocket Digest  
Iowa Public Library Statistics  
FY09**

---

---

**Mary Wegner, State Librarian  
Scott Dermont, Data Coordination and Analysis**

---

---

Library Development  
State Library of Iowa  
1112 E. Grand Ave.  
Des Moines, Iowa 50319  
800-248-4483  
<http://www.statelibraryofiowa.org/>

This publication is supported by the Institute of Museum and Library Services (IMLS) under provisions of the Library Services and Technology Act (LSTA) as administered by the State Library of Iowa.

## Table of Contents

---

Introduction	2
National Rankings	3
Amazing Facts about Iowa Public Libraries	5
Did You Know?	6
A Typical Day in Iowa's Public Libraries	7
Collections	8
Income	9
Expenditures	11
Usage	13
Staffing	15
Selected Statistics by Public Library Size	16

## Introduction

---

The information in this digest comes from the FY09 Iowa Annual Public Library Survey. It reflects the activities of 522 of the 543 public libraries in Iowa. Full details may be found at <http://www.statelibraryofiowa.org/ld/statistics>.

Information for the national rankings on pages 3 to 4 comes from *Public Libraries in the United States: Fiscal Year 2007* by the Institute of Museum and Library Services, Washington D.C., June 2009. The full report can be found at [http://harvester.census.gov/imls/pubs/pls/pub\\_detail.asp?id=122](http://harvester.census.gov/imls/pubs/pls/pub_detail.asp?id=122)

## National Rankings

---

The Institute for Museum and Library Services (IMLS) issues state-by-state rankings for public libraries. These numbers are for FY07 compiled in 2008. The rankings include all 50 states plus the District of Columbia.

(Per capita)	Iowa's Rank	Iowa Average	National Average	FY07 Rank
Library visits	11	6.27	4.91	14
Reference transactions	45	0.65	1.00	40
Circulation	12	9.96	7.42	10
Books owned	11	4.31	2.78	11
Local income	26	\$29.44	\$31.68	25
State income	32	\$0.85	\$2.52	29
Other income	24	\$2.74	\$3.29	20
Total income	29	\$33.21	\$37.66	27
Collection expenditures	19	\$4.79	\$4.59	17

## National Rankings (Cont.)

(Per capita)	Iowa's Rank	Iowa Average	National Average	FY07 Rank
Staff expenditures	22	\$21.97	\$22.91	22
Total expenditures	24	\$33.26	\$34.95	23

(Per 1000 population)				
Audios owned	10	216.98	157.19	9
Videos owned	9	240.84	158.67	8
Periodicals owned	3	12.82	6.28	2
Interlibrary loans	19	106.32	171.11	18

(Per 25,000 population)				
Paid FTE librarians	3	8.20	4.04	3
Other paid FTE staff	38	6.39	8.35	39
Total paid FTE staff	19	14.59	12.38	17
Paid FTE w/ ALA/MLS	30	2.08	2.75	28

## **Amazing Facts about Iowa Public Libraries**

- ❖ Iowa has 543 public libraries with 21 branches and 4 bookmobiles.
- ❖ Of the 543 public libraries, 415 serve populations of less than 2,500.
- ❖ There are over 2 million registered borrowers in Iowa public libraries, a 21 percent increase from 1999 to 2009.
- ❖ Since 1999, library visits to Iowa public libraries increased 41 percent and the number of materials checked out rose 22 percent (1999 to 2009).
- ❖ 94,717 children participated in the FY09 Summer Library Program.
- ❖ Philanthropist Andrew Carnegie helped 101 communities in Iowa build public libraries.

## Did You Know?

---

### In FY09, Iowa public libraries:

- ❖ Were open to the public 974,263 hours
- ❖ Offered more than 61,000 programs attended by 1,366,582 people
- ❖ Had over 2 million registered borrowers
- ❖ Employed 3,237 staff
- ❖ Spent over \$14.1 million on collections
- ❖ Owned over 13.6 million items
- ❖ Owned 3,817 public access computers
- ❖ **Did all of this and spent an average of \$31.20 per Iowan**



## **A Typical Day in Iowa's Public Libraries Includes:**

---

- ❖ Welcoming 51,355 people
- ❖ Helping 11,190 people access the Internet
- ❖ Teaching 5 Internet or computer classes
- ❖ Checking out 78,641 items of all types
- ❖ Adding 2,720 new books
- ❖ Answering 4,858 reference questions
- ❖ Hosting 167 programs for 3,744 attendees

## Collections

---

- ❖ During FY09, Iowa public libraries added approximately 1.2 million items to their collections. This accounted for about 9 percent of their existing collections.
- ❖ On average, libraries also withdrew about 8.9 percent of their collections.
- ❖ 13.66 million materials owned include:
  - ♦ 11.9 million books
  - ♦ 743,000 video recordings
  - ♦ 642,000 audio recordings
  - ♦ 150,000 downloadable items
  - ♦ 190,000 other items
  - ♦ 36,300 magazine subscriptions

## Income

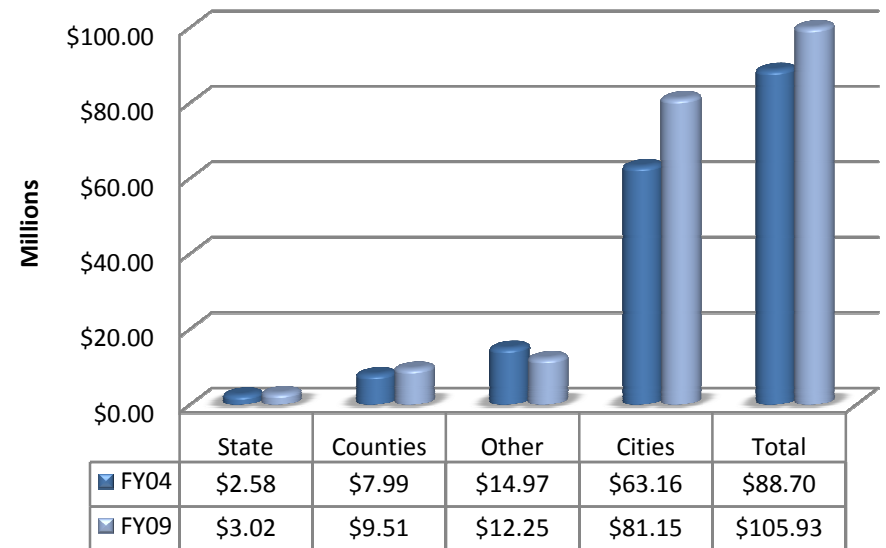
---

**Iowa public libraries reported total operating income of \$105.9 million in FY09.**

- ❖ Income for public libraries includes:
  - ♦ \$81.1 million (76.6%) from cities (includes special levies)
  - ♦ \$9.5 million (9.0%) from counties
  - ♦ \$5.3 million (4.7%) from gifts and endowments
  - ♦ \$3.0 million (2.8%) from state sources
  - ♦ \$2.9 million (2.7%) from fines and fees
  - ♦ \$1.6 million (1.5%) from grants
  - ♦ \$1.0 million (0.9%) from other sources

**Libraries also received \$32.4 million from capital revenue.**

## Library Operating Income Trends



## **Expenditures**

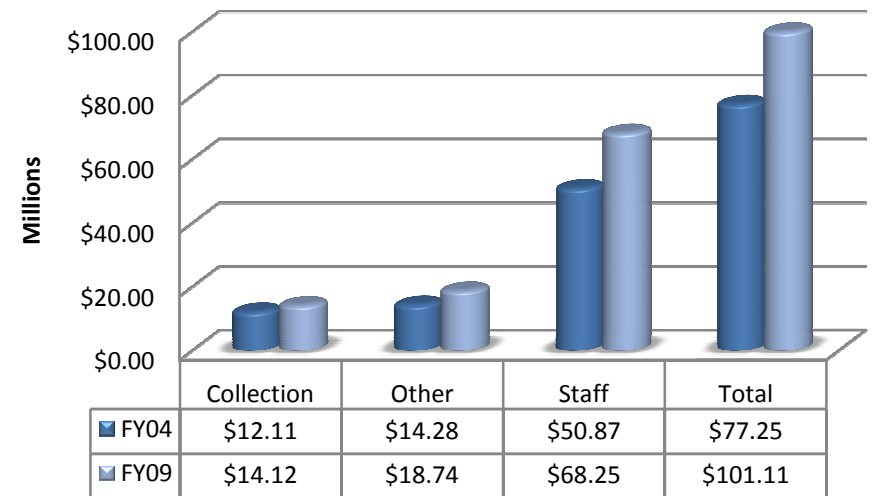
---

**Iowa public libraries reported total operating expenditures of \$101.1 million in FY09.**

- ❖ Expenditures for public libraries include:
  - ♦ \$ 68.3 million (67.6%) for staff
  - ♦ \$ 14.1 million (13.5%) for collections
  - ♦ \$ 18.7 million (18.5%) for all other expenditures (plant operation, equipment, utilities)

**Libraries also expended \$35 million in capital outlay.**

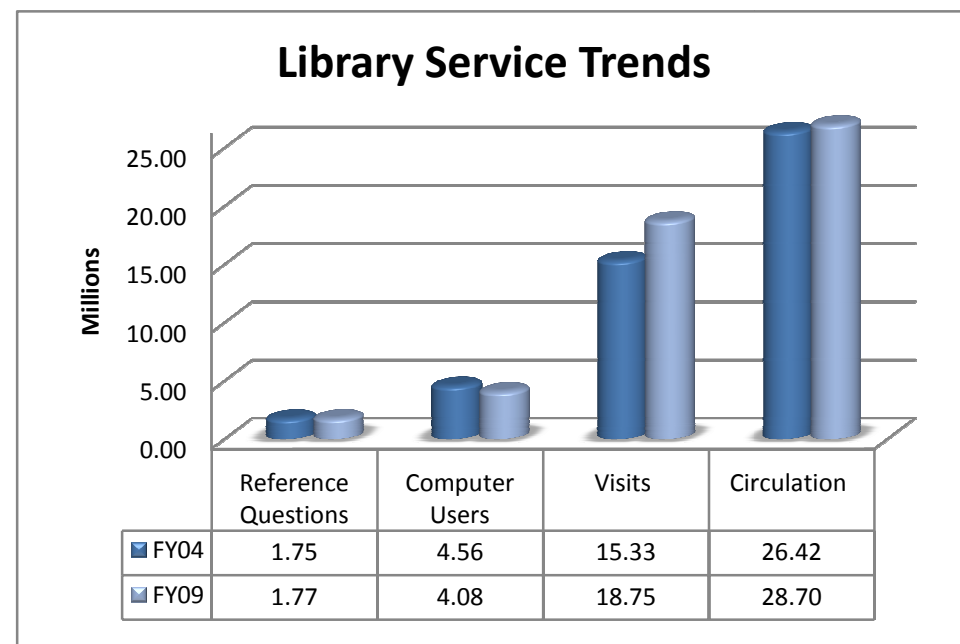
## Library Operating Expenditure Trends



## Usage FY09

---

- ❖ **Iowans checked out 28.7 million items from public libraries**
  - ♦ 10.7 million (37.3%) adult books
  - ♦ 8.3 million (28.9%) children's books
  - ♦ 5.9 million (20.2%) video recordings
  - ♦ 2.2 million (7.7%) audio recordings
  - ♦ 0.9 million (3.1%) magazines
  - ♦ 0.7 million (2.4%) other items
- ❖ **There were 18.75 million visits to public libraries**
- ❖ **Visitors used Internet computers 4.08 million times**
- ❖ **Librarians answered 1.77 million reference questions**





## Staffing

---

**Annually, Iowa public libraries spend a total of \$53 million for staff salaries and \$15.3 million for employee benefits.**

- ❖ The average Iowa public library spends nearly 68 percent of its budget for staff costs.
- ❖ Iowa public libraries employ 1,093 FTE librarians. (One Full-Time Equivalent = one 40-hour work week)
- ❖ Iowa public libraries employ 773 FTE “other” staff.
- ❖ There are 249 FTE library employees in Iowa with a Masters of Library Science (MLS) degree.
- ❖ Iowa ranks 30<sup>th</sup> in the nation of MLS librarians per 25,000 population. (2007)

## Iowa Public Libraries

The 543 public libraries in Iowa are divided into 8 categories based on the population of the city served. The following table shows total number of libraries and number of libraries that submitted data for the FY09 Annual Survey. Averages are based on libraries that submitted surveys.

Size Category	Population	Total Libraries	# Submitted
A	0-499	141	129
B	500-999	138	132
C	1,000-2,499	134	132
D	2,500-4,999	50	49
E	5,000-9,999	42	42
F	10,000-24,999	15	15
G	25,000-49,999	10	10
H	50,000 and above	10	10
I	County Library	3	3

## Category A Libraries (0-499)

---

129 public libraries serve a population of 499 or less.

Category	FY09 Average
Population served	330
Total number of staff (FTE)	.57
Total income	\$22,303
Total for salaries	\$9,880
Registered borrowers	408
Items owned	8,033
Items checked out	5,626
Library visits	4,394
Number of Internet users	1,288
Program attendance	396
Hours open per week	19.9

## Category B Libraries (500-999)

---

132 public libraries serve a population of 500-999.

Category	FY09 Average
Population served	749
Total number of staff (FTE)	.89
Total income	\$40,339
Total for salaries	\$18,667
Registered borrowers	883
Items owned	12,236
Items checked out	12,991
Library visits	8,530
Number of Internet users	2,242
Program attendance	705
Hours open per week	26.5

## Category C Libraries (1,000-2,499)

---

132 public libraries serve a population of 1,000-2,499.

Category	FY09 Average
Population served	1,557
Total number of staff (FTE)	2.46
Total income	\$79,809
Total for salaries	\$37,469
Registered borrowers	1,769
Items owned	18,271
Items checked out	23,862
Library visits	16,402
Number of Internet users	4,559
Program attendance	1,393
Hours open per week	36.8

## Category D Libraries (2,500-4,999)

---

49 public libraries serve a population of 2,500-4,999.

Category	FY09 Average
Population served	3,448
Total number of staff (FTE)	3.60
Total income	\$167,853
Total for salaries	\$83,403
Registered borrowers	4,167
Items owned	30,088
Items checked out	55,654
Library visits	38,604
Number of Internet users	7,770
Program attendance	2,987
Hours open per week	47.9

## Category E Libraries (5,000-9,999)

---

42 public libraries serve a population of 5,000-9,999.

Category	FY09 Average
Population served	6,888
Total number of staff (FTE)	6.25
Total income	\$354,921
Total for salaries	\$174,805
Registered borrowers	7,849
Items owned	48,566
Items checked out	106,948
Library visits	88,569
Number of Internet users	16,650
Program attendance	6,305
Hours open per week	54.4

## **Category F Libraries (10,000-24,999)**

---

**15 public libraries serve a population of 10,000-24,999.**

<b>Category</b>	<b>FY09 Average</b>
<b>Population served</b>	14,257
<b>Total number of staff (FTE)</b>	9.8
<b>Total income</b>	\$694,936
<b>Total for salaries</b>	\$347,148
<b>Registered borrowers</b>	14,862
<b>Items owned</b>	73,349
<b>Items checked out</b>	172,804
<b>Library visits</b>	123,502
<b>Number of Internet users</b>	22,004
<b>Program attendance</b>	9,752
<b>Hours open per week</b>	58.8



## **Category G Libraries (25,000-49,999)**

---

**10 public libraries serve a population of 25,000-49,999.**

<b>Category</b>	<b>FY09 Average</b>
<b>Population served</b>	30,186
<b>Total number of staff (FTE)</b>	18.7
<b>Total income</b>	\$1,408,334
<b>Total for salaries</b>	\$717,055
<b>Registered borrowers</b>	26,551
<b>Items owned</b>	125,847
<b>Items checked out</b>	425,048
<b>Library visits</b>	280,680
<b>Number of Internet users</b>	48,866
<b>Program attendance</b>	15,054
<b>Hours open per week</b>	65.9

## Category H Libraries (50,000+)

10 public libraries serve a population of 50,000 or more.

Category Including Branches	FY09 Average
Population served	85,542
Total number of staff (FTE)	49.4
Total income	\$3,786,942
Total for salaries	\$1,966,042
Registered borrowers	59,276
Items owned	238,495
Items checked out	872,958
Library visits	511,923
Number of Internet users	109,990
Program attendance	31,115
Hours open per week	111.7

STATE LIBRARY OF IOWA  
1112 E GRAND AVE  
DES MOINES IA 50319