



**OFFICE OF AUDITOR OF STATE
STATE OF IOWA**

David A. Vaudt, CPA
Auditor of State

State Capitol Building
Des Moines, Iowa 50319-0004

Telephone (515) 281-5834 Facsimile (515) 242-6134

NEWS RELEASE

FOR RELEASE _____ October 16, 2009

Contact: Andy Nielsen
515/281-5834

Auditor of State David A. Vaudt today released an audit report on the Student Health Facility Revenue Bond Funds of Iowa State University of Science and Technology for the year ended June 30, 2009.

The financial information included in this report is also included in the Annual Financial Report of Iowa State University of Science and Technology and the Comprehensive Annual Financial Report of the State of Iowa.

A copy of the audit report is available for review in the Office of Auditor of State and on the Auditor of State's web site at <http://auditor.iowa.gov/reports/index.html>.

###

**STUDENT HEALTH FACILITY REVENUE BOND FUNDS
IOWA STATE UNIVERSITY OF SCIENCE AND TECHNOLOGY**

**INDEPENDENT AUDITOR'S REPORT
BASIC FINANCIAL STATEMENTS
AND SUPPLEMENTARY INFORMATION**

JUNE 30, 2009

Table of Contents

		<u>Page</u>
Independent Auditor’s Report		3-4
Basic Financial Statements:	<u>Exhibit</u>	
Statement of Net Assets	A	6
Statement of Revenues, Expenses and Changes in Fund Net Assets	B	7
Statement of Cash Flows	C	8
Notes to Financial Statements		9-13
Supplementary Information:	<u>Schedule</u>	
Combining Fund Financial Statements:		
Combining Statement of Net Assets	1	16-17
Combining Statement of Revenues, Expenses and Changes in Fund Net Assets	2	18-19
Schedule of Student Fee Receipts	3	20
Schedule of Student Enrollment	4	21
Staff		22



OFFICE OF AUDITOR OF STATE
STATE OF IOWA

David A. Vaudt, CPA
Auditor of State

State Capitol Building
Des Moines, Iowa 50319-0004

Telephone (515) 281-5834 Facsimile (515) 242-6134

Independent Auditor's Report

To the Members of the Board of Regents,
State of Iowa:

We have audited the accompanying statement of net assets, and the related statements of revenues, expenses and changes in fund net assets and cash flows, of the Student Health Facility Revenue Bond Funds of Iowa State University of Science and Technology (Iowa State University) as of and for the year ended June 30, 2009, which collectively comprise the Bond Funds' basic financial statements listed in the table of contents. We have also audited the financial statements of each individual fund of the Student Health Facility Revenue Bond Funds of Iowa State University as of and for the year ended June 30, 2009 presented in the combining fund financial statements in the supplementary information listed in the table of contents. These financial statements are the responsibility of the University's management. Our responsibility is to express opinions on these financial statements based on our audit.

We conducted our audit in accordance with U.S. generally accepted auditing standards. Those standards require that we plan and perform the audit to obtain reasonable assurance about whether the financial statements are free of material misstatement. An audit includes examining, on a test basis, evidence supporting the amounts and disclosures in the financial statements. An audit also includes assessing the accounting principles used and significant estimates made by management, as well as evaluating the overall financial statement presentation. We believe our audit provides a reasonable basis for our opinions.

As discussed in note 1, the financial statements present only the Student Health Facility Revenue Bond Funds and do not purport to, and do not, present fairly the financial position of Iowa State University as of June 30, 2009 and the changes in its financial position and its cash flows for the year then ended in conformity with U.S. generally accepted accounting principles.

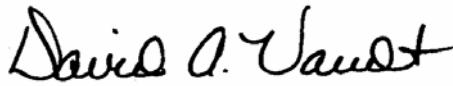
In our opinion, the financial statements referred to above present fairly, in all material respects, the financial position of the Student Health Facility Revenue Bond Funds of Iowa State University as of June 30, 2009, and the changes in its financial position and its cash flows for the year then ended in conformity with U.S. generally accepted accounting principles. In addition, in our opinion, the combining fund financial statements referred to above present fairly, in all material respects, the respective financial position of each individual fund of the Student Health Facility Revenue Bond Funds of Iowa State University as of June 30, 2009, and the respective changes in financial position of each individual fund for the year then ended in conformity with U.S. generally accepted accounting principles.

In connection with our audit, nothing came to our attention that caused us to believe Iowa State University was not in compliance with the accounting requirements of the Board of Regents Resolution for the issuance of the Student Health Facility Revenue Bonds.


Iowa State University has not presented Management's Discussion and Analysis for the Student Health Facility Revenue Bond Funds that the Governmental Accounting Standards Board has determined is necessary to supplement, although not required to be part of, the financial statements.

This report, a public record by law, is intended solely for the information and use of the officials and employees of Iowa State University, the members of the Board of Regents, citizens of the State of Iowa and other parties to whom Iowa State University may report. This report is not intended to be and should not be used by anyone other than these specified parties.

Our audit was conducted for the purpose of forming opinions on the financial statements taken as a whole. The supplementary information included as Schedules 3 and 4 is presented for purposes of additional analysis and is not a required part of the financial statements. The information included in the schedule of student fee receipts has been subjected to the auditing procedures applied in our audit of the financial statements and, in our opinion, is fairly stated in all material respects in relation to the financial statements taken as a whole. The information in the schedule of student enrollment has not been subjected to the auditing procedures applied in our audit of the financial statements and, accordingly, we express no opinion on it.



DAVID A. VAUDT, CPA
Auditor of State



WARREN G. JENKINS, CPA
Chief Deputy Auditor of State

September 28, 2009

Basic Financial Statements

Exhibit AStudent Health Facility Revenue Bond Funds
Iowa State University of Science and Technology

Statement of Net Assets

June 30, 2009

Assets

Current assets:

Cash and cash equivalents	\$ 2,615,774
Cash with paying agents	373,986
Accounts receivable, less allowance for doubtful accounts of \$20,390	337,498
Prepaid expense	57,112
Inventory	246,692
Total current assets	<u>3,631,062</u>

Noncurrent assets:

Cash and cash equivalents	1,476,472
Interest receivable	4
Capital assets, net	4,243,218
Total noncurrent assets	<u>5,719,694</u>
Total assets	<u>9,350,756</u>

Liabilities

Current liabilities:

Accounts payable	53,428
Accrued salaries and wages	7,828
Interest payable	58,986
Compensated absences payable	417,462
Revenue bonds payable, current portion	315,000
Total current liabilities	<u>852,704</u>

Noncurrent liabilities:

Accounts payable	71,604
Revenue bonds payable, noncurrent portion	1,860,000
Total noncurrent liabilities	<u>1,931,604</u>
Total liabilities	<u>2,784,308</u>

Net assets

Invested in capital assets, net of related debt	2,383,218
Restricted for debt service	1,476,476
Unrestricted	2,706,754
Total net assets	<u>\$ 6,566,448</u>

See the accompanying notes which are an integral part of these financial statements.

Student Health Facility Revenue Bond Funds
Iowa State University of Science and Technology

Statement of Revenues, Expenses and Changes in Fund Net Assets

Year ended June 30, 2009

Operating revenues:	
Student health services	\$ 6,676,213
Other operating revenues	1,925,463
Total operating revenues	<u>8,601,676</u>
Operating expenses:	
Student health services	6,498,253
Other operating expenses	2,041,562
Depreciation	246,860
Total operating expenses	<u>8,786,675</u>
Operating loss	<u>(184,999)</u>
Nonoperating revenues (expenses):	
Investment income	105,226
Net decrease in fair value of investments	(2,944)
Interest expense	(117,972)
Legal and administrative expense	(1,123)
Loss on disposal of capital assets	(27,982)
Net nonoperating revenues (expenses)	<u>(44,795)</u>
Loss before other revenues and transfers	<u>(229,794)</u>
Other revenues and transfers:	
Allocation of student fees from other University funds	421,367
Transfer to other University funds	(2,967)
Total other revenues and transfers	<u>418,400</u>
Increase in net assets	188,606
Net assets beginning of year	<u>6,377,842</u>
Net assets end of year	<u><u>\$ 6,566,448</u></u>

See the accompanying notes which are an integral part of these financial statements.

Student Health Facility Revenue Bond Funds
Iowa State University of Science and Technology

Statement of Cash Flows

Year ended June 30, 2009

Cash flows from operating activities:	
Cash received from operations	\$ 8,600,586
Cash paid for operations	(8,574,664)
Net cash provided by operating activities	<u>25,922</u>
Cash flows from capital financing activities:	
Additions to capital assets	(113,019)
Student fees received from other University funds	421,367
Administrative expense	(1,123)
Transfers to other University funds	(2,967)
Principal paid on capital debt	(315,000)
Interest paid on capital debt	(117,972)
Net cash used by capital financing activities	<u>(128,714)</u>
Cash flows from investing activities:	
Interest on investments	105,990
Proceeds from sales of investments	590,947
Purchase of investments	(166,333)
Net cash provided by investing activities	<u>530,604</u>
Net increase in cash and cash equivalents	427,812
Cash and cash equivalents beginning of year	<u>3,664,434</u>
Cash and cash equivalents end of year	<u>\$ 4,092,246</u>
Reconciliation of operating loss to net cash provided by operating activities:	
Operating loss	\$ (184,999)
Adjustments to reconcile operating loss to net cash provided by operating activities:	
Depreciation	246,860
Changes in assets and liabilities:	
(Increase) in accounts receivable	(1,090)
(Increase) in prepaid expense	(45,098)
(Increase) in inventory	(33,178)
Increase in accounts payable	12,802
(Decrease) in accrued salaries and wages	(4,866)
Increase in compensated absences payable	35,491
Net cash provided by operating activities	<u>\$ 25,922</u>
Reconciliation of cash and cash equivalents to the Statement of Net Assets:	
Cash and cash equivalents classified as current assets	\$ 2,615,774
Cash and cash equivalents classified as noncurrent assets	<u>1,476,472</u>
Total cash and cash equivalents	<u>\$ 4,092,246</u>

See the accompanying notes which are an integral part of these financial statements.

Student Health Facility Revenue Bond Funds
Iowa State University of Science and Technology

Notes to Financial Statements

June 30, 2009

(1) Summary of Significant Accounting Policies

Reporting Entity

The Student Health Facility Revenue Bond Funds were created by resolution of the Board of Regents, State of Iowa which authorized the issuance of revenue bonds to be used to construct, improve and equip a Student Health Center on the campus of Iowa State University of Science and Technology. The revenue bonds are issued on behalf of the University.

The financial statements of the Student Health Facility Revenue Bond Funds of Iowa State University of Science and Technology (University) include only the financial position and operating activities of the Student Health Facility Revenue Bond Funds. These financial statements present only a portion of the funds of the University.

Basis of Presentation

Basic Financial Statements – The Statement of Net Assets, the Statement of Revenues, Expenses and Changes in Fund Net Assets and the Statement of Cash Flows report information on all of the activities of the Student Health Facility Revenue Bond Funds. For the most part, the effect of interfund activity has been removed from these statements.

The Statement of Net Assets presents assets and liabilities, with the difference reported as net assets. Net assets are reported in three categories.

Invested in capital assets, net of related debt consists of capital assets, net of accumulated depreciation and reduced by outstanding balances for bonds and other debt attributable to the acquisition, construction or improvement of those assets.

Restricted net assets result when constraints placed on net asset use are either externally imposed or imposed by law through constitutional provisions or enabling legislation.

Unrestricted net assets consist of net assets not meeting the definition of the two preceding categories. Unrestricted net assets often have constraints on resources imposed by management which can be removed or modified.

The Statement of Revenues, Expenses and Changes in Fund Net Assets demonstrates how net assets changed during the fiscal year.

The Statement of Cash Flows presents information related to cash inflows and outflows, summarized by operating, capital financing and investing activities.

Fund Financial Statements – In order to ensure observance of limitations and restrictions placed on the use of resources available to the University, the accounts of the University are maintained in accordance with the principles of “fund accounting” under which resources for various projects are classified for accounting and reporting purposes into funds that are in accordance with activities or objectives specified.

The University’s accounts and transactions include those related to the Student Health Facility Revenue Bonds issued by the University. These fund financial statements reflect only those accounts and transactions related to these bonds. These accounts and transactions are included as a portion of the University’s Plant Funds. Plant Funds are used to account for the transactions relating to investment in University properties. Plant Funds include the following funds: (1) Retirement of Indebtedness and (2) Investment in Plant. Retirement of Indebtedness, including the Sinking, Reserve, Excess and Arbitrage Reserve Funds established by the bond resolution, is comprised of amounts to provide for payment of principal and interest. Investment in Plant is comprised of amounts representing the total of buildings and equipment, all net of accumulated depreciation and the related liabilities.

The Current Fund, including the Operations Fund, is classified as a University Auxiliary Enterprise to account for transactions of substantially self-supporting activities that primarily perform a service to students.

The following funds are required by the bond resolution:

Operations Fund - The Operations Fund is used to account for all financial activity of the Student Health Facility, except those to be accounted for in another fund.

Bond Sinking Fund (Sinking Fund) - The bond resolution provides all Student Health Facility fees received and collected shall be segregated and deposited into the Bond Sinking Fund until there has been accumulated therein an amount equal to the full amount of principal and interest which will become due and payable on and prior to the next succeeding January 1 and July 1 on all Bonds then outstanding. The Bond Sinking Fund shall be used solely and only and is pledged for the purpose of paying the principal of and interest on the Bonds authorized and Bonds ranking on a parity therewith and for no other purpose.

Debt Service Reserve Fund (Reserve Fund) - The bond resolution establishes a Debt Service Reserve Fund as additional security for the Bonds. The Debt Service Reserve Fund will be funded in an amount equal to the lesser of (i) ten percent of the stated principal amount of the Bonds, (ii) the maximum annual payments of principal of and interest on the Bonds or (iii) 125% of the average annual principal and interest requirements on the Bonds (the “Debt Service Reserve Requirement”). The Debt Service Reserve Fund was funded at Bond closing in the amount of \$434,060. All moneys credited to the Debt Service Reserve Fund shall be transferred to the Bond Sinking Fund and used for the payment of the principal of and interest on the Bonds whenever for any reason the funds on deposit in the Bond Sinking Fund are insufficient to pay such principal and interest when due. All amounts in excess of the Debt Service Reserve Requirement shall be transferred to the Excess Fund.

Excess Fund - The bond resolution provides all Student Health Facility fees not required to be deposited into the Bond Sinking Fund be deposited into the Excess Fund. In addition, all excess amounts in the Bond Sinking Fund and Debt Service Reserve Fund shall be deposited in the Excess Fund. All moneys deposited in the Excess Fund shall be (a) transferred and credited to the Bond Sinking Fund whenever necessary to prevent or remedy a default in the payment of the principal of or interest on the Bonds or parity bonds or (b) transferred and credited to the Debt Service Reserve Fund whenever any deficiency may exist in the Debt Service Reserve Fund or whenever necessary to replace funds transferred from the Debt Service Reserve Fund to the Bond Sinking Fund. Until so used, moneys credited to the Excess Fund may be used for any lawful purpose, as determined by the Board of Regents, including without limitation the following: (1) to purchase Bonds or parity bonds prior to maturity and (2) to pay the cost of constructing, acquiring and improving the Project or extraordinary costs of operating, repairing or maintaining the Project.

Arbitrage Reserve Fund - Moneys credited to the Arbitrage Reserve Fund shall be used for the payment of arbitrage rebates and related administrative expenses.

Basis of Accounting

Basis of accounting refers to when revenues and expenses are recognized in the accounts and are reported in the financial statements. Basis of accounting relates to the timing of the measurements made, regardless of the measurement focus applied.

The accompanying financial statements have been prepared on the accrual basis of accounting in conformity with U.S. generally accepted accounting principles. Revenues are recorded when earned and expenses are recorded when the liability is incurred.

Purchases of facilities and equipment providing future benefits are capitalized and depreciated.

Cash, Cash Equivalents and Investments

The University deposits the cash of most funds in commingled bank accounts and makes disbursements from the combined cash balances. An individual fund's cash balance represents that fund's cumulative deposits to and disbursements from the University's bank accounts. For purposes of the Statement of Net Assets and the Statement of Cash Flows, the University considers all highly liquid investments with an original maturity of three months or less to be cash equivalents.

Investments are reported at fair value.

Accounts Receivable

Accounts receivable represent unpaid pharmacy services from customers and unpaid student health fees.

Inventory

Inventory is stated at the lower of cost (weighted average) or market.

Capital Assets

Capital assets are defined by the University as assets with an initial individual cost of more than \$5,000 for equipment or \$50,000 for buildings. Such assets are recorded at historical cost when purchased or constructed.

The costs of normal maintenance and repair that do not add to the value of the asset or materially extend asset lives are not capitalized.

Outlays for capital assets are capitalized as projects are constructed. During the year ended June 30, 2009, no interest costs were capitalized.

Depreciation is computed using the straight-line method over the following estimated useful lives:

<u>Asset</u>	<u>Years</u>
Buildings	25-40
Equipment	5-15

(2) Cash, Cash Equivalents and Investments

The University's deposits were covered by federal depository insurance or by the State Sinking Fund in accordance with Chapter 12C of the Code of Iowa. In the unlikely event a bank fails, the State Treasurer first determines the amount of the loss and validates the amount of applicable FDIC insurance. He is empowered by this chapter to cover the remaining loss from the State Sinking Fund for public deposits in banks. If the balance in the State Sinking Fund is inadequate to pay the entire loss, he is empowered to make assessments against other banks to insure there will be no loss of public funds. Cash in banks of \$3,659,270 is combined with other University funds. The money market balance for the Student Health Facility Revenue Bond Funds is \$432,976, which is considered to be a cash equivalent.

(3) Capital Assets

The following is a summary of capital assets activity in the Investment in Plant Fund for the Student Health Center for the year ended June 30, 2009:

	<u>Balance</u>				<u>Balance</u>
	<u>July 1,</u>				<u>June 30,</u>
	<u>2008</u>	<u>Additions</u>	<u>Transfers</u>	<u>Deletions</u>	<u>2009</u>
Capital assets, nondepreciable:					
Construction in progress	\$ -	184,374	-	-	184,374
Capital assets, depreciable:					
Buildings	6,566,173	-	-	-	6,566,173
Equipment	848,418	-	-	(137,081)	711,337
Total capital assets, depreciable	7,414,591	-	-	(137,081)	7,277,510
Less accumulated depreciation:					
Buildings	(2,463,103)	(149,448)	-	-	(2,612,551)
Equipment	(617,802)	(97,412)	-	109,099	(606,115)
Total accumulated depreciation	(3,080,905)	(246,860)	-	109,099	(3,218,666)
Depreciable capital assets, net	4,333,686	(246,860)	-	(27,982)	4,058,844
Total capital assets, net	\$ 4,333,686	(62,486)	-	(27,982)	4,243,218

The cost of land is not reflected in the Statement of Net Assets. This land is included in other accounts of the University.

(4) Revenue Bonds Payable

The bonds, issued on July 1, 1995 for \$5,140,000, were used to construct, improve and equip a Student Health Center on the campus of the University. The bonds bear interest at rates ranging from 5.20% to 5.50% per year, payable semi-annually on January 1 and July 1. The bonds mature on July 1, in annual amounts as follows:

Year Ending June 30,	Principal	Interest	Total
2010	\$ 315,000	109,625	424,625
2011	330,000	92,450	422,450
2012	345,000	74,308	419,308
2013	365,000	55,046	420,046
2014	820,000	22,550	842,550
Total	\$ 2,175,000	353,979	2,528,979

Under the provisions of the bond resolution, these bonds will be retired solely from proceeds of Student Health Facility fees and project income from Student Health Center operations. The bonds are also payable from, but not secured by, gift and other income. The bonds are subject to redemption prior to their respective maturities at the option of the Board of Regents, State of Iowa.

In accordance with the provisions of the bond resolution, all principal and interest maturing July 1 of each year shall be considered to be obligations of the then immediately preceding fiscal year. Therefore, such debt is reflected in the Sinking Fund.

At June 30, 2009, cash with paying agents of \$373,986 was on deposit in the Agency Fund of the University for the purpose of paying current obligations of bond principal and interest.

(5) Debt Service Coverage

Student Health Facility Revenue Bond principal and interest payments totaling \$432,972 due January 1 and July 1, 2009 require debt service coverage of a minimum of 120%, or \$519,566. Student Health Facility fees of \$421,367, investment income of \$105,226 and excess funds available of \$1,022,026 provided debt service coverage of \$1,548,619, or 358% of the principal and interest due for the year ended June 30, 2009.

The debt service coverage for the current and two prior years is as follows:

Year Ended June 30,	Principal and Interest	Required Debt Service Coverage	Actual Debt Service Coverage	Required Coverage Percentage	Actual Coverage Percentage
2009	\$ 432,972	519,566	1,548,619	120%	358%
2008	433,572	520,286	1,591,718	120	367
2007	433,108	519,730	1,553,345	120	359

**Student Health Facility Revenue Bond Funds
Iowa State University of Science and Technology**

Supplementary Information

Student Health Facility Revenue Bond Funds
Iowa State University of Science and Technology

Combining Statement of Net Assets

June 30, 2009

	Plant Funds			
	Current Operations Fund	Retirement of Indebtedness		
		Sinking Fund	Reserve Fund	Excess Fund
Assets				
Current assets:				
Cash and cash equivalents	\$ 2,615,774	-	-	-
Cash with paying agents	-	373,986	-	-
Accounts receivable, less allowance for doubtful accounts of \$20,390	337,498	-	-	-
Prepaid expense	57,112	-	-	-
Inventory	246,692	-	-	-
Total current assets	3,257,076	373,986	-	-
Noncurrent assets:				
Cash and cash equivalents	-	-	431,278	1,045,194
Interest receivable	-	-	4	-
Capital assets, net	-	-	-	-
Total noncurrent assets	-	-	431,282	1,045,194
Total assets	3,257,076	373,986	431,282	1,045,194
Liabilities				
Current liabilities:				
Accounts payable	53,428	-	-	-
Accrued salaries and wages	7,828	-	-	-
Interest payable	-	58,986	-	-
Compensated absences payable	417,462	-	-	-
Revenue bonds payable, current portion	-	315,000	-	-
Total current liabilities	478,718	373,986	-	-
Noncurrent liabilities:				
Accounts payable	71,604	-	-	-
Revenue bonds payable, noncurrent portion	-	-	-	-
Total noncurrent liabilities	71,604	-	-	-
Total liabilities	550,322	373,986	-	-
Net assets				
Net investment in plant	-	-	-	-
Restricted for debt service	-	-	431,282	1,045,194
Unrestricted	2,706,754	-	-	-
Total net assets	\$ 2,706,754	-	431,282	1,045,194

See the accompanying notes which are an integral part of these financial statements.

Investment in Plant	Total
-	2,615,774
-	373,986
-	337,498
-	57,112
-	246,692
-	3,631,062
-	1,476,472
-	4
4,243,218	4,243,218
4,243,218	5,719,694
4,243,218	9,350,756
-	53,428
-	7,828
-	58,986
-	417,462
-	315,000
-	852,704
-	71,604
1,860,000	1,860,000
1,860,000	1,931,604
1,860,000	2,784,308
2,383,218	2,383,218
-	1,476,476
-	2,706,754
2,383,218	6,566,448

Student Health Facility Revenue Bond Funds
Iowa State University of Science and Technology

Combining Statement of Revenues, Expenses and Changes in Fund Net Assets

Year ended June 30, 2009

	Current Operations Fund	Sinking Fund
Operating revenues:		
Student health services	\$ 6,676,213	-
Other operating revenues	1,925,463	-
Total operating revenues	<u>8,601,676</u>	<u>-</u>
Operating expenses:		
Student health services	6,498,253	-
Other operating expenses	2,041,562	-
Depreciation	-	-
Total operating expenses	<u>8,539,815</u>	<u>-</u>
Operating income (loss)	<u>61,861</u>	<u>-</u>
Nonoperating revenues (expenses):		
Investment income	71,789	5
Net decrease in fair value of investments	-	-
Interest expense	-	(117,972)
Legal and administrative expense	-	-
Loss on disposal of capital assets	-	-
Net nonoperating revenues (expenses)	<u>71,789</u>	<u>(117,967)</u>
Income (loss) before other revenues (expenses) and transfers	<u>133,650</u>	<u>(117,967)</u>
Other revenues, (expenses) and transfers:		
Capital Improvements	(184,374)	-
Allocation of student fees from other University funds	-	421,367
Non-mandatory transfers	-	-
Mandatory transfers	-	11,471
Transfer of revenue bonds payable	-	(315,000)
Transfer to other University funds	(2,967)	-
Total other revenues (expenses) and transfers	<u>(187,341)</u>	<u>117,838</u>
Increase (decrease) in net assets	(53,691)	(129)
Net assets beginning of year	<u>2,760,445</u>	<u>129</u>
Net assets end of year	<u>\$ 2,706,754</u>	<u>-</u>

See the accompanying notes which are an integral part of these financial statements.

Plant Funds				
Retirement of Indebtedness				
Reserve Fund	Excess Fund	Arbitrage Reserve Fund	Investment in Plant	Total
-	-	-	-	6,676,213
-	-	-	-	1,925,463
-	-	-	-	8,601,676
-	-	-	-	6,498,253
-	-	-	-	2,041,562
-	-	-	246,860	246,860
-	-	-	246,860	8,786,675
-	-	-	(246,860)	(184,999)
6,734	26,698	-	-	105,226
(2,944)	-	-	-	(2,944)
-	-	-	-	(117,972)
-	(273)	(850)	-	(1,123)
-	-	-	(27,982)	(27,982)
3,790	26,425	(850)	(27,982)	(44,795)
3,790	26,425	(850)	(274,842)	(229,794)
-	-	-	184,374	-
-	-	-	-	421,367
(1,695)	845	850	-	-
(7,369)	(4,102)	-	-	-
-	-	-	315,000	-
-	-	-	-	(2,967)
(9,064)	(3,257)	850	499,374	418,400
(5,274)	23,168	-	224,532	188,606
436,556	1,022,026	-	2,158,686	6,377,842
431,282	1,045,194	-	2,383,218	6,566,448

Schedule 3

Student Health Facility Revenue Bond Funds
Iowa State University of Science and Technology

Student Fee Receipts

Year ended June 30, 2009

	Student Health Facility		Student Health Service	
	Fee Rate	Fees Collected	Fee Rate	Fees Collected
Fall Semester, 2008*	\$ 8.00	\$ 208,410	\$ 95.00	\$ 2,419,132
Spring Semester, 2009	8.00	208,896	95.00	2,270,555
Summer Semester 2009**	4.00	<u>7,061</u>	49.00	<u>48,984</u>
Total		<u>\$ 424,367</u>		<u>\$ 4,738,671</u>

* Includes fee receipts for the period from July to December, 2008 primarily related to the Fall Semester.

** Summer Semester 2009 fees collected in June 2009 and not deferred.

See accompanying independent auditor's report.

Student Health Facility Revenue Bond Funds
Iowa State University of Science and Technology

Student Enrollment
(Unaudited)

Year ended June 30, 2009

Enrollment at Iowa State University of Science and Technology for the year ended June 30, 2009 was as follows:

Summer Semester, 2008	8,918
Fall Semester, 2008	26,856
Spring Semester, 2009	25,312

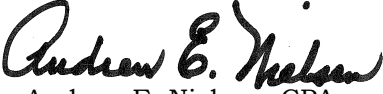
See accompanying independent auditor's report.

Student Health Facility Revenue Bond Funds
Iowa State University of Science and Technology

Staff

This audit was performed by:

Ernest H. Ruben, Jr., CPA, Manager
Rosemary E. Nielsen, Assistant Auditor
Justin M. Scherrman, Auditor Intern


Andrew E. Nielsen, CPA
Deputy Auditor of State