



# Iowa Infection Surveillance Network (IISN)

## Influenza and Other Respiratory Virus Weekly Activity Report

For the week ending June 20, 2009, Week 24



### Influenza Quick Stats\*:

Iowa activity level: **Sporadic<sup>1</sup>**  
 Lab-confirmed cases: 5  
 Outpatient % ILI<sup>2</sup>: 0.44% (threshold 2.1%)  
 Hospitalizations for ILI<sup>2</sup>: 1

School ILI<sup>2</sup> and ≥10% absence reports will resume this fall (2009-2010 school year).

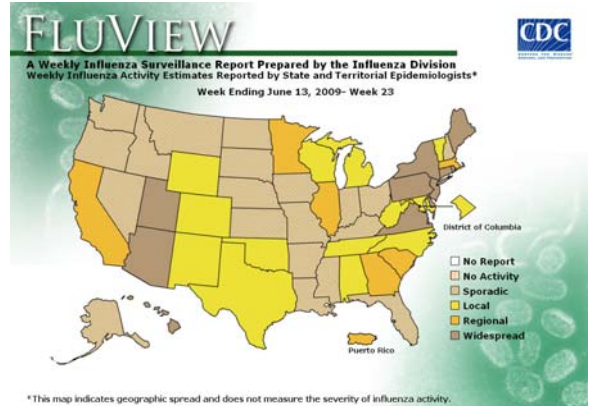
### Iowa Summary

Iowa is experiencing minimal levels of pandemic influenza activity. One hospitalization due to pandemic influenza was reported this week in an Iowa child.

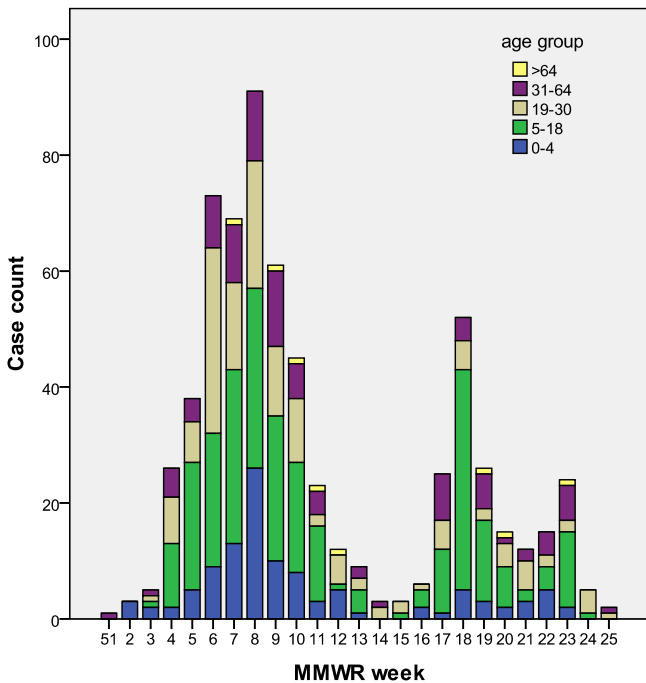
Testing criteria are limited to patients at high risk for complications from influenza and hospitalized with influenza-associated conditions.

The RSV surveillance program is being revised. The Iowa Department of Public Health is working with the University Hygienic Laboratory and other health partners to ensure data reported next year more accurately reflects RSV activity in the state. RSV data will be re-introduced to this report late summer or early fall.

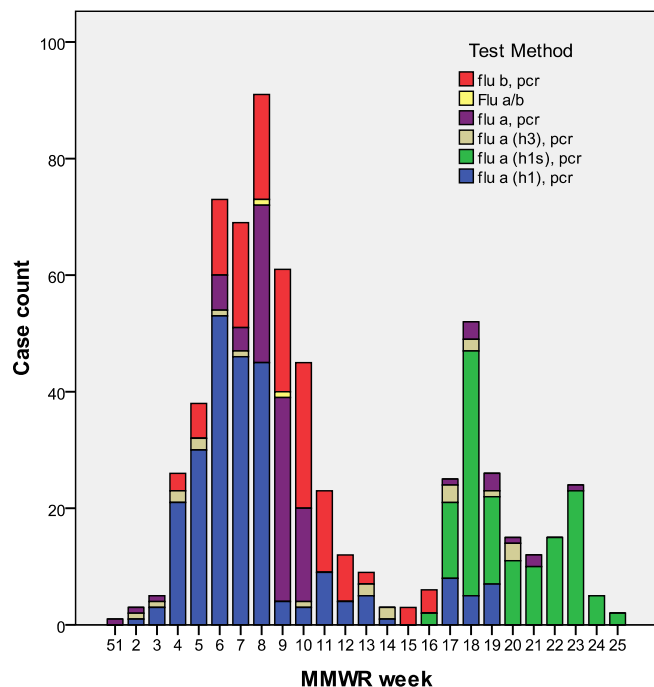
**Laboratory-confirmed cases:** (excludes rapid test positives; only weeks with cases are included in the table; includes several labs)



Lab-confirmed influenza cases by age group



Lab-confirmed influenza cases by type and strain



<sup>1</sup> **No Activity:** No laboratory-confirmed cases of influenza and no reported increase in the number of cases of influenza-like illness (ILI<sup>2</sup>).  
**Sporadic:** Small numbers of laboratory-confirmed influenza cases or a single influenza outbreak has been reported, but there is no increase in cases of ILI<sup>2</sup>.  
**Local:** Outbreaks of influenza or increases in ILI cases and recent laboratory-confirmed influenza in a single region of the state.  
**Regional:** Outbreaks of influenza or increases in ILI and recent laboratory-confirmed influenza in at least two but less than half the regions of the state.  
**Widespread:** Outbreaks of influenza or increases in ILI cases and recent laboratory-confirmed influenza in at least half the regions of the state.

<sup>2</sup> ILI: Influenza-like Illness is defined as a fever of ≥100° F as well as cough and/or sore throat.

Division of Acute Disease Prevention and Emergency Response  
Center for Acute Disease Epidemiology

Laboratory-confirmed cases are primarily reported by the University Hygienic Laboratory (UHL). UHL also determines the type and strain such as seasonal A (H1), seasonal A (H3), and Novel Influenza A (H1N1). Influenza is not a required reportable disease. Laboratory data is used to confirm the presence of influenza and the types and strains circulating, not determine the exact number of cases in Iowa.

MMWR week	Flu A (H1), PCR	Flu A (H1s*), PCR	Flu A (H3), PCR	Flu A, PCR	Flu A/B	Flu B, PCR	Total
51	0	0	0	1	0	0	1
2	1	0	1	1	0	0	3
3	3	0	1	1	0	0	5
4	21	0	2	0	0	3	26
5	30	0	2	0	0	6	38
6	53	0	1	6	0	13	73
7	46	0	1	4	0	18	69
8	45	0	0	27	1	18	91
9	4	0	0	35	1	21	61
10	3	0	1	16	0	25	45
11	9	0	0	0	0	14	23
12	4	0	0	0	0	8	12
13	5	0	2	0	0	2	9
14	1	0	2	0	0	0	3
15	0	0	0	0	0	3	3
16	0	2	0	0	0	4	6
17	8	13	3	1	0	0	25
18	5	42	2	3	0	0	52
19	7	15	1	3	0	0	26
20	0	11	3	1	0	0	15
21	0	10	0	2	0	0	12
22	0	15	0	0	0	0	15
23	0	23	0	1	0	0	24
24	0	5	0	0	0	0	5
Total	245	136	22	102	2	135	642

\*Pandemic influenza A H1N1

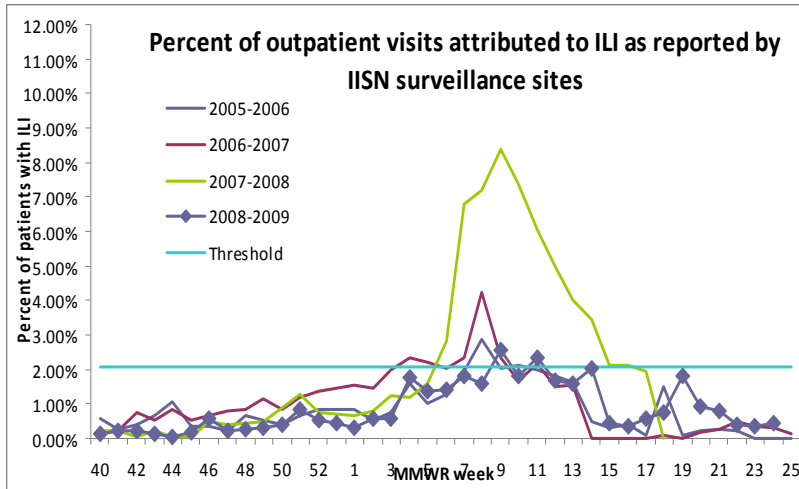
**Influenza Rapid Test Results:**

These results are based upon tests performed at sentinel laboratories participating in influenza surveillance.

Region	Tested	Flu A	Flu B	A/B	% Positive
<b>Region 1-</b> Boone, Calhoun, Carroll, Dallas, Greene, Grundy, Hamilton, Hardin, Jasper, Marshall, Polk, Poweshiek, Story, Tama, Warren, Webster	2	1	0	0	50.0%
<b>Region 2-</b> Allamakee, Bremer, Butler, Cerro Gordo, Chickasaw, Emmet, Fayette, Floyd, Franklin, Hancock, Howard, Humboldt, Kossuth, Mitchell, Winnebago, Winneshiek, Worth, Wright	8	1	0	0	12.5%
<b>Region 3-</b> Buena Vista, Cherokee, Clay, Crawford, Dickinson, Ida, Lyon, Monona, O'Brien, Osceola, Palo Alto, Plymouth, Pocahontas, Sac, Sioux, Woodbury	18	3	1	0	22.2%
<b>Region 4-</b> Adair, Adams, Audubon, Cass, Clarke, Decatur, Fremont, Guthrie, Harrison, Madison, Mills, Montgomery, Page, Pottawattamie, Ringgold, Shelby, Taylor, Union	0	0	0	0	0.0%
<b>Region 5-</b> Appanoose, Davis, Des Moines, Henry, Jefferson, Keokuk, Lee, Louisa, Lucas, Mahaska, Marion, Monroe, Muscatine, Van Buren, Wapello, Washington, Wayne	4	0	0	0	0.0%
<b>Region 6-</b> Benton, Black Hawk, Buchanan, Cedar, Clayton, Clinton, Delaware, Dubuque, Iowa, Jackson, Johnson, Jones, Linn, Scott	52	2	0	0	3.8%
<b>TOTAL</b>	<b>84</b>	<b>7</b>	<b>1</b>	<b>0</b>	<b>9.5%</b>

**Outpatient Health Care Provider Influenza Surveillance (Sentinel Surveillance):**

There are 18 sentinel surveillance sites throughout Iowa surveying patient populations for influenza-like illness (ILI<sup>2</sup>).



# sites reporting	3
Age 0-4	2
Age 5-24	4
Age 25-64	0
Age over 64	0
Total ILI	6
Total patients	1,334
<b>% ILI<sup>2</sup></b>	<b>0.44%</b>

**Hospital and Long-term Care Facility Influenza**

**Surveillance:**

There are 29 hospitals participating in influenza surveillance. Hospitals track the total number of patients hospitalized weekly with ILI<sup>2</sup> or pneumonia who also have a positive influenza laboratory result. The total number of patients surveyed this week was 120.

