



# Iowa Influenza Surveillance Network (IISN)

## Influenza and Other Respiratory Virus Weekly Activity Report

\*\*\*CORRECTED AND UPDATED\*\*\*

As of 10:00am on Friday, May 29, 2009

### Seasonal Influenza Quick Stats:

|                                 |                             |
|---------------------------------|-----------------------------|
| Iowa activity level:            | <b>Sporadic<sup>1</sup></b> |
| Lab-confirmed cases:            | 0                           |
| Outpatient % ILI <sup>2</sup> : | 0.44% (threshold 2.1%)      |
| Hospitalizations:               | 3                           |
| School % absence:               | 1.21% (threshold 3.06%)     |
| School days ≥10% absence:       | 0                           |



### Novel Influenza A H1N1 Summary:

|   |      |
|---|------|
| Confirmed cases to date <sup>3</sup> :            | 91   |
| Probable cases to date <sup>4</sup> :             | 0    |
| Previously probable cases now suspect/not a case: | 4    |
| Total tests performed since 4/28:                 | 1694 |

This is the last Iowa Department of Public Health influenza report that will contain Novel Influenza A H1N1 case counts and demographic case data. The University Hygienic Laboratory is only testing patients who are at high risk for complications from influenza infection and those presently hospitalized or who are health care workers. H1N1 surveillance will continue and activity will be reported in this weekly report.

**All data are preliminary and may change as more reports are received.**

| Demographic  |             |             |
|--------------|-------------|-------------|
| Age          | Age range   | 1-66 years  |
|              | Median      | 15 years    |
|              | Mean        | 16.3 years  |
| Gender       | Female      | 47          |
|              | Male        | 42          |
|              | Unknown     | 2           |
| Symptoms     | Fever       | 96% (68/71) |
|              | Cough       | 95% (68/71) |
|              | Sore throat | 71% (50/71) |
|              | Vomiting    | 14% (11/69) |
|              | Diarrhea    | 15% (11/70) |
| Hospitalized |             | 0           |

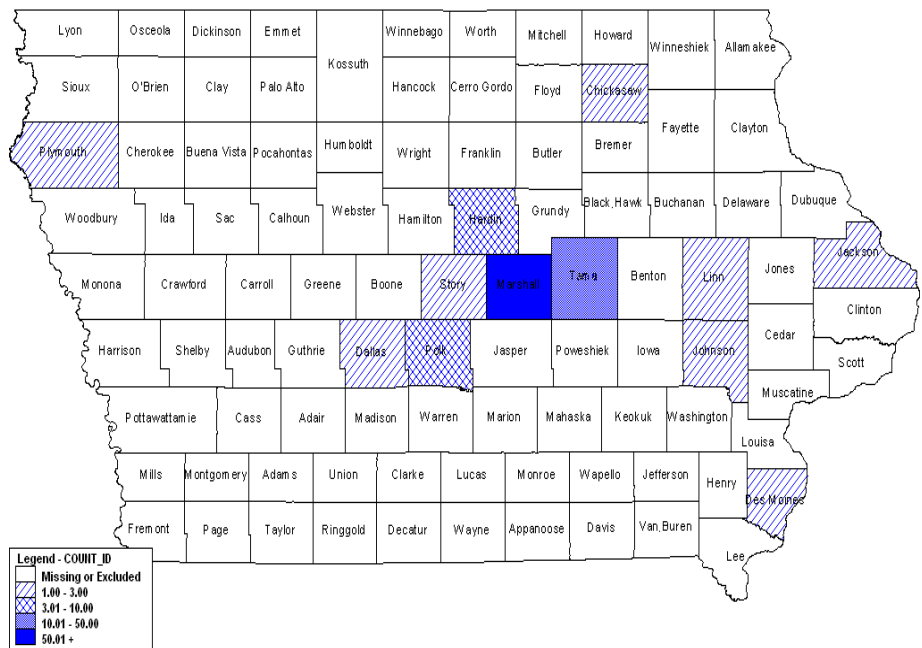


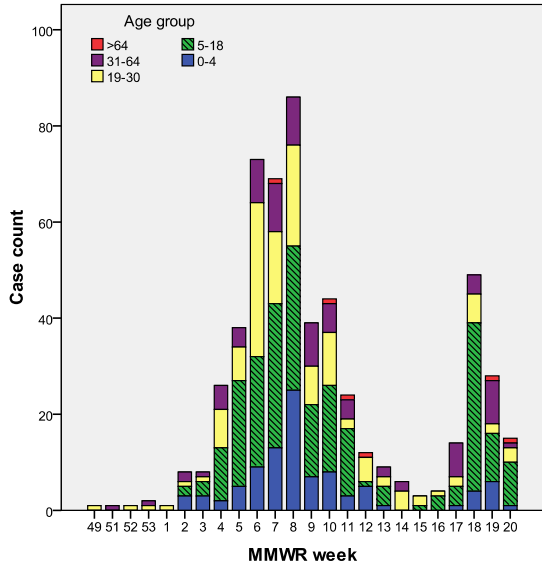
Figure 1. Counties with laboratory-confirmed cases of Novel Influenza A H1N1

For more information please review the materials on the IDPH novel influenza website at [www.idph.state.ia.us/h1n1.asp](http://www.idph.state.ia.us/h1n1.asp).

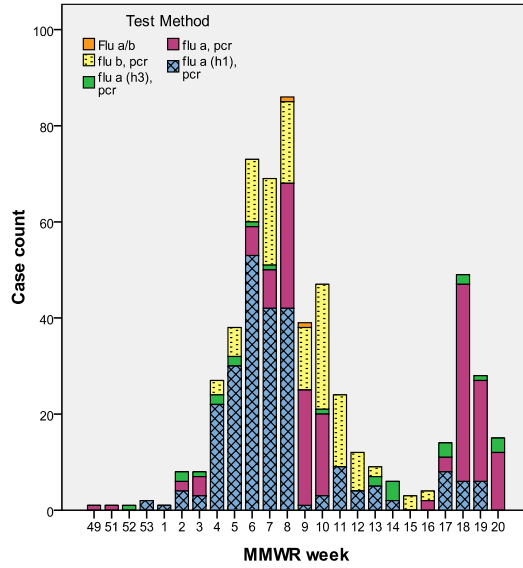
<sup>1</sup> No Activity: No laboratory-confirmed cases of influenza and no reported increase in the number of cases of influenza-like illness (ILI).  
<sup>2</sup> Sporadic: Small numbers of laboratory-confirmed influenza cases or a single influenza outbreak has been reported, but there is no increase in cases of ILI.  
<sup>3</sup> Local: Outbreaks of influenza or increases in ILI cases and recent laboratory-confirmed influenza in a single region of the state.  
<sup>4</sup> Regional: Outbreaks of influenza or increases in ILI and recent laboratory-confirmed influenza in at least two but less than half the regions of the state.  
<sup>5</sup> Widespread: Outbreaks of influenza or increases in ILI cases and recent laboratory-confirmed influenza in at least half the regions of the state.  
<sup>6</sup> Influenza-like illness is defined as fever ≥100°F and cough and/or sore throat.  
<sup>7</sup> Confirmed case definition: a person with acute febrile respiratory illness that has tested positive for novel influenza A by PCR or viral culture.  
<sup>8</sup> Probable case definition: a person with acute febrile respiratory illness that has tested positive for influenza A, but negative for H1 and H3 seasonal flu by PCR.  
**Program contacts:** Meghan Harris, MPH [mharris@idph.state.ia.us](mailto:mharris@idph.state.ia.us) and 515-281-7134 or Ariel Pleva, MPH [apleva@idph.state.ia.us](mailto:apleva@idph.state.ia.us) 515-725-2136.  
 This report is published on the web at <http://www.idph.state.ia.us/adper/iisn.asp>.

**Antiviral resistance:** Since October 1, 2008, 893 seasonal influenza A (H1N1), 145 influenza A (H3N2), and 444 influenza B viruses have been tested for resistance to the neuraminidase inhibitors (oseltamivir and zanamivir). Additional information on antiviral recommendations for treatment and chemoprophylaxis of influenza is available at <http://www.cdc.gov/h1n1flu/recommendations.htm>.

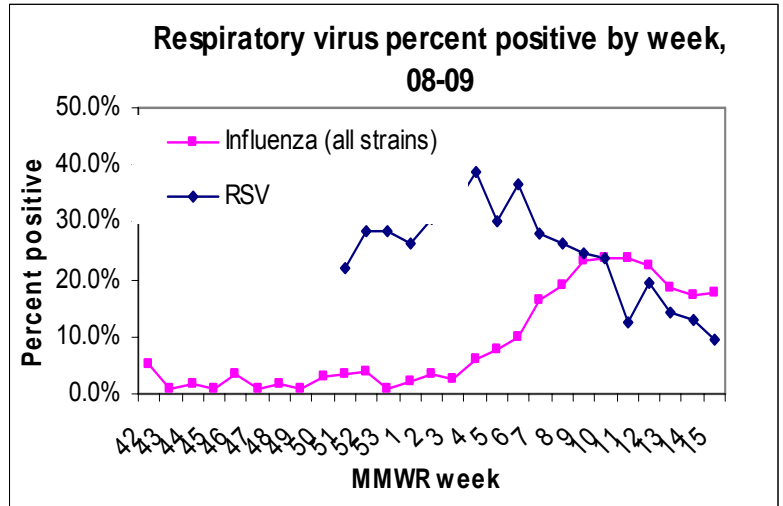
Lab-confirmed influenza cases by age group



Lab-confirmed influenza cases by type and strain



| MMWR week | flu a (h1) | flu a (h3) | flu a | flu a/b | flu b | Total |
|-----------|------------|------------|-------|---------|-------|-------|
| 49        | 0          | 0          | 1     | 0       | 0     | 1     |
| 51        | 0          | 0          | 1     | 0       | 0     | 1     |
| 52        | 0          | 1          | 0     | 0       | 0     | 1     |
| 53        | 2          | 0          | 0     | 0       | 0     | 2     |
| 1         | 1          | 0          | 0     | 0       | 0     | 1     |
| 2         | 4          | 2          | 2     | 0       | 0     | 8     |
| 3         | 3          | 1          | 4     | 0       | 0     | 8     |
| 4         | 22         | 2          | 0     | 0       | 3     | 27    |
| 5         | 30         | 2          | 0     | 0       | 6     | 38    |
| 6         | 53         | 1          | 6     | 0       | 13    | 73    |
| 7         | 42         | 1          | 8     | 0       | 18    | 69    |
| 8         | 42         | 0          | 26    | 1       | 17    | 86    |
| 9         | 1          | 0          | 24    | 1       | 13    | 39    |
| 10        | 3          | 1          | 17    | 0       | 26    | 47    |
| 11        | 9          | 0          | 0     | 0       | 15    | 24    |
| 12        | 4          | 0          | 0     | 0       | 8     | 12    |
| 13        | 5          | 2          | 0     | 0       | 2     | 9     |
| 14        | 2          | 4          | 0     | 0       | 0     | 6     |
| 15        | 0          | 0          | 0     | 0       | 3     | 3     |
| 16        | 0          | 0          | 2     | 0       | 2     | 4     |
| 17        | 8          | 3          | 3     | 0       | 0     | 14    |
| 18        | 6          | 2          | 41    | 0       | 0     | 49    |
| 19        | 6          | 1          | 21    | 0       | 0     | 28    |
| 20        | 0          | 3          | 12    | 0       | 0     | 15    |
| Total     | 243        | 26         | 168   | 2       | 126   | 565   |



**Laboratory-confirmed cases:** (excludes rapid test positives; only weeks with cases are included in the table; includes several labs)

**Influenza and Other Respiratory Viral Laboratory Data:**

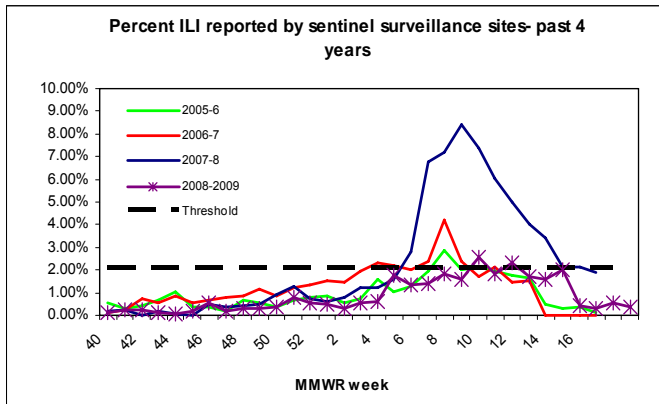
Laboratory-confirmed cases are primarily reported by the University Hygienic Laboratory (UHL only). UHL also determines the type and strain (AH1, AH3). Influenza is not a required reportable disease. Laboratory data is used to confirm the presence of influenza and the types and strains circulating, not determine the exact number of cases in Iowa.

| Region  | INFLUENZA  |           |          |          |             | RSV*      |          |             |
|---|------------|-----------|----------|----------|-------------|-----------|----------|-------------|
|   | Tested     | Flu A     | Flu B    | Both     | % Positive  | Tested    | Positive | % Positive  |
| <b>Region 1-</b> Boone, Calhoun, Carroll, Dallas, Greene, Grundy, Hamilton, Hardin, Jasper, Marshall, Polk, Poweshiek, Story, Tama, Warren, Webster                                     | 66         | 0         | 1        | 0        | 1.5%        | 8         | 0        | 0.0%        |
| <b>Region 2-</b> Allamakee, Bremer, Butler, Cerro Gordo, Chickasaw, Emmet, Fayette, Floyd, Franklin, Hancock, Howard, Humboldt, Kossuth, Mitchell, Winnebago, Winneshiek, Worth, Wright | 18         | 0         | 2        | 0        | 11.1%       | 6         | 0        | 0.0%        |
| <b>Region 3-</b> Buena Vista, Cherokee, Clay, Crawford, Dickinson, Ida, Lyon, Monona, O'Brien, Osceola, Palo Alto, Plymouth, Pocahontas, Sac, Sioux, Woodbury                           | 51         | 0         | 0        | 0        | 0.0%        | 4         | 0        | 0.0%        |
| <b>Region 4-</b> Adair, Adams, Audubon, Cass, Clarke, Decatur, Fremont, Guthrie, Harrison, Madison, Mills, Montgomery, Page, Pottawattamie, Ringgold, Shelby, Taylor, Union             | 31         | 0         | 0        | 0        | 0.0%        | 3         | 0        | 0.0%        |
| <b>Region 5-</b> Appanoose, Davis, Des Moines, Henry, Jefferson, Keokuk, Lee, Louisa, Lucas, Mahaska, Marion, Monroe, Muscatine, Van Buren, Wapello, Washington, Wayne                  | 16         | 2         | 0        | 0        | 12.5%       | 7         | 4        | 57.1%       |
| <b>Region 6-</b> Benton, Black Hawk, Buchanan, Cedar, Clayton, Clinton, Delaware, Dubuque, Iowa, Jackson, Johnson, Jones, Linn, Scott   | 202        | 12        | 2        | 0        | 6.9%        | 52        | 1        | 1.9%        |
| <b>TOTAL</b>  | <b>384</b> | <b>14</b> | <b>5</b> | <b>0</b> | <b>4.9%</b> | <b>80</b> | <b>5</b> | <b>6.3%</b> |

\*The CDC epidemic threshold for RSV is ~10% of all test results reported as positive. Additional RSV trends may be viewed at <http://www.cdc.gov/surveillance/nrevss/rsv/state.html>.

**Outpatient Health Care Provider Influenza Surveillance (Sentinel Surveillance):**

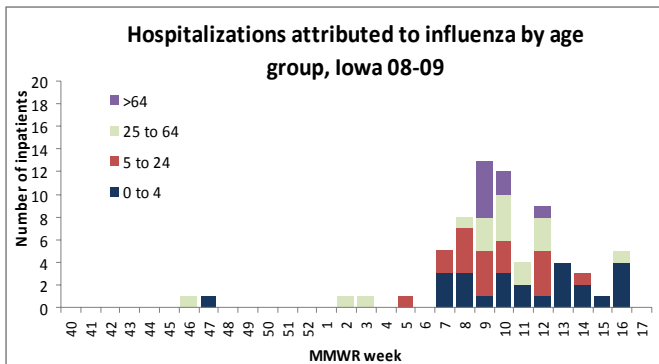
There are 18 sentinel surveillance sites throughout Iowa surveying patient populations for influenza-like illness (ILI).



|                   |              |
|-------------------|--------------|
| # sites reporting | 3            |
| Age 0-4           | 0            |
| Age 5-24          | 2            |
| Age 25-64         | 1            |
| Age over 64       | 0            |
| Total ILI         | 3            |
| Total patients    | 668          |
| <b>% ILI</b>      | <b>0.44%</b> |

**Hospital and Long-term Care Facility Influenza Surveillance:**

There are 29 hospitals participating in influenza surveillance. Hospitals track the total number of patients hospitalized weekly with influenza and/or pneumonia who also have a positive influenza laboratory result. The total number of patients surveyed this week was 3,648.



There were no cases of influenza reported in long-term care facilities.

**School Illness Surveillance:**

There are approximately 50 school sites reporting into the IISN. All sites track the average number of students enrolled and the number absent due to illness weekly.

|  |              |
|--|--------------|
| <b>Number of sites reporting</b>                   | <b>12</b>    |
| Total students surveyed                            | 9,239        |
| Total absences due to illness                      | 702          |
| <b>Average percent absence due to illness</b>      | <b>1.21%</b> |
| Median percent absence due to illness              | 1.30%        |
| 2007-2008 percent absence due to illness same week | N/A          |

