



Iowa Influenza Surveillance Network (IISN)

Influenza and Other Respiratory Virus Weekly Activity Report

For the week ending January 10, 2009 Week 1



Influenza Quick Stats:

Iowa activity level: **Sporadic¹**
 Lab-confirmed cases: 3
 Sentinel % ILI²: 0.36% (threshold 2.1%)
 Hospitalizations: 0
 School % absence: 1.52% (threshold 3.06%)
 School days ≥10% absence: 0



Iowa activity summary:

There were three lab confirmed cases of AH1 reported this week.

National activity summary: Regional influenza was reported by four states; local was reported by 11 states, sporadic by 30 states including the District of Columbia, and no activity was reported by five states.

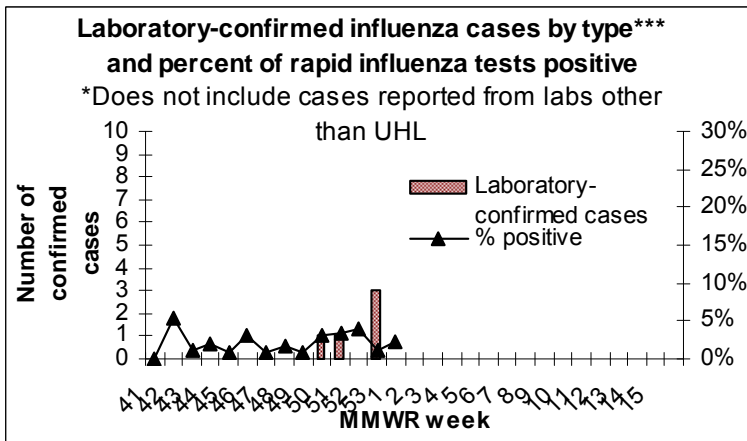
Influenza and Other Respiratory Viral Laboratory Data:

Laboratory-confirmed cases are primarily reported by the University Hygienic Laboratory (UHL). UHL also determines the type and strain (AH1, AH3). Influenza is not a required reportable disease. Laboratory data is used to confirm the presence of influenza and the types and strains circulating, not determine the exact number of cases in Iowa.

Region	INFLUENZA					RSV*		
	Tested	Flu A	Flu B	Both	% Positive	Tested	Positive	% Positive
Region 1- Boone, Calhoun, Carroll, Dallas, Greene, Grundy, Hamilton, Hardin, Jasper, Marshall, Polk, Poweshiek, Story, Tama, Warren, Webster	34	0	0	0	0.0%	9	0	0.0%
Region 2- Allamakee, Bremer, Butler, Cerro Gordo, Chickasaw, Emmet, Fayette, Floyd, Franklin, Hancock, Howard, Humboldt, Kossuth, Mitchell, Winnebago, Winneshiek, Worth, Wright	12	0	0	0	0.0%	10	1	10.0%
Region 3- Buena Vista, Cherokee, Clay, Crawford, Dickinson, Ida, Lyon, Monona, O'Brien, Osceola, Palo Alto, Plymouth, Pocahontas, Sac, Sioux, Woodbury	26	0	0	0	0.0%	21	6	28.6%
Region 4- Adair, Adams, Audubon, Cass, Clarke, Decatur, Fremont, Guthrie, Harrison, Madison, Mills, Montgomery, Page, Pottawattamie, Ringgold, Shelby, Taylor, Union	4	0	0	0	0.0%	1	1	100.0%
Region 5- Appanoose, Davis, Des Moines, Henry, Jefferson, Keokuk, Lee, Louisa, Lucas, Mahaska, Marion, Monroe, Muscatine, Van Buren, Wapello, Washington, Wayne	34	0	0	0	0.0%	26	10	38.5%
Region 6- Benton, Black Hawk, Buchanan, Cedar, Clayton, Clinton, Delaware, Dubuque, Iowa, Jackson, Johnson, Jones, Linn, Scott	208	6	0	1	3.4%	89	23	25.8%
TOTAL	318	6	0	1	2.2%	156	41	26.3%

*The CDC epidemic threshold for RSV is ~10% of all test results reported as positive.

**Additional RSV trends may be viewed at <http://www.cdc.gov/surveillance/nrvss/rsv/state.html>.



¹ **No Activity:** No laboratory-confirmed cases of influenza and no reported increase in the number of cases of influenza-like illness (ILI).

Sporadic: Small numbers of laboratory-confirmed influenza cases or a single influenza outbreak has been reported, but there is no increase in cases of ILI.

Local: Outbreaks of influenza or increases in ILI cases and recent laboratory-confirmed influenza in a single region of the state.

Regional: Outbreaks of influenza or increases in ILI and recent laboratory-confirmed influenza in at least two but less than half the regions of the state.

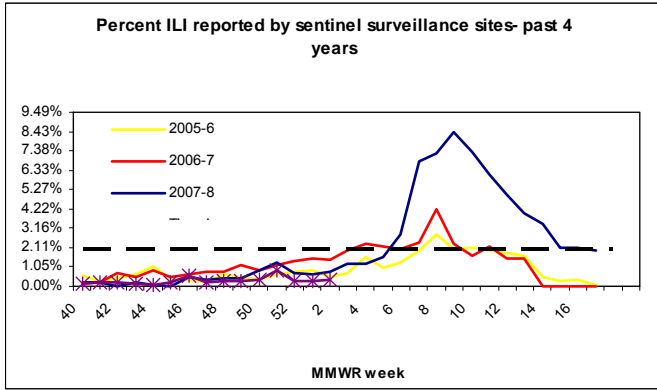
Widespread: Outbreaks of influenza or increases in ILI cases and recent laboratory-confirmed influenza in at least half the regions of the state.

² Influenza-like illness is defined as fever ≥100°F and cough and/or sore throat.

* Laboratory-confirmed cases do not include rapid influenza positives. **Count does not reflect ACTUAL number of flu cases in IA.**

Outpatient Health Care Provider Influenza Surveillance (Sentinel Surveillance):

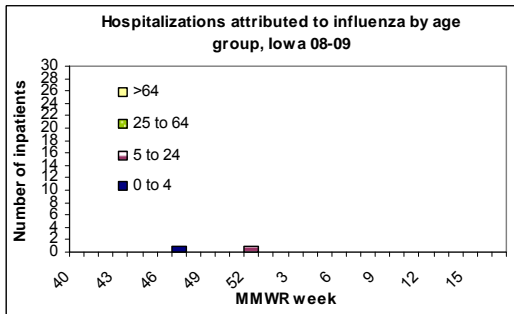
There are 18 sentinel surveillance sites throughout Iowa surveying patient populations for influenza-like illness (ILI).



# sites reporting	8
Age 0-4	3
Age 5-24	5
Age 25-64	4
Age over 64	0
Total ILI	12
Total patients	3,319
% ILI	0.36%

Hospital and Long-term Care Facility Influenza Surveillance:

There are 29 hospitals participating in influenza surveillance. Hospitals track the total number of patients hospitalized weekly with influenza and/or pneumonia who also have a positive influenza laboratory result. The total number of patients surveyed this week was 5,125.

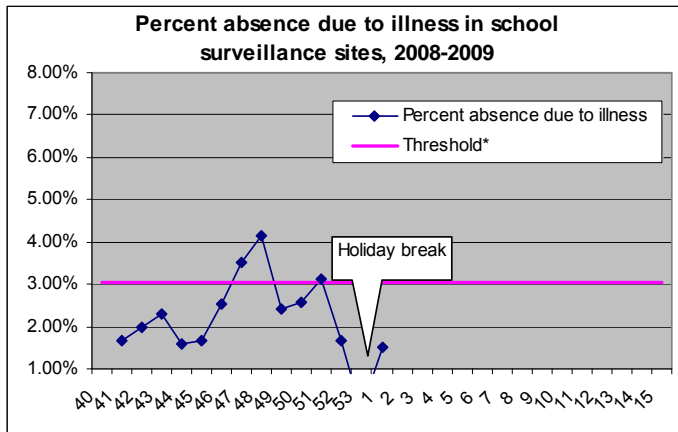


There was one case of influenza reported in a long-term care facility and the resident has been vaccinated for influenza this season.

School Illness Surveillance:

There are approximately 50 school sites reporting into the IISN. All sites track the average number of students enrolled and the number absent due to illness weekly.

Number of sites reporting	29
Total students surveyed	18,473
Total absences due to illness	1,417
Average percent absence due to illness	1.52%
Median percent absence due to illness	1.82%
2007-2008 percent absence due to illness same week	2.46%



Total Cases of Influenza in Iowa:

Reporting Week	Influenza Strain		
	AH1	AH3	B
41			
42			
43			
44			
45			
46			
47			
48			
49			
50	1		
51			
52	1		1
53	5		1
1	3		
Total	10	2	0

U.S. Virologic Surveillance:

Cumulatively for the 2008-09 influenza season influenza A is being reported 81.2% and Influenza B is being reported 18.8% nationally.