

# Iowa Department of Elder Affairs

## Unmet Needs Report SFY 2007

(July 2006 - June 2007)

Iowa Department of Elder Affairs

Jessie M. Parker Building

510 East 12<sup>th</sup> Street

Des Moines, IA 50319-9025

Phone: (515) 725-3333

Fax: (515) 725-3300

[www.state.ia.us/elderaffairs](http://www.state.ia.us/elderaffairs)

(September 2007)

## **Unmet Needs Reporting System**

Despite the successes of the Senior Living Program and other efforts of the Iowa Aging Network, there continue to be documented unmet needs throughout the state, in part because of general fund budget reductions. This report is a compilation of unmet needs data reported to the Department of Elder Affairs (DEA) from the 13 Area Agencies on Aging. The sources for this data come from the Case Management Program for the Frail Elderly (CMPFE) and service providers under contract with the Area Agencies on Aging that have identified service needs for elderly Iowans that the aging networks are unable to meet.

***This report is provided as a tool that identifies unmet needs of elderly Iowans that have contact with AAA's and their service providers and should not be considered all inclusive and definitive.***

## Document Description

<b>Unmet Needs Fast Facts:</b>	Provides a listing of quick facts related to Unmet Needs reported during SFY 2007.	Page 4
<b>Unmet Needs:</b>	Provides a listing of reported Unmet Needs sorted by total units of service in descending order	Page 5
<b>Unmet Needs Graph:</b>	Provides graph comparing SFY05, SFY06 & SFY07 total units of service using SFY07 total units ranking in descending order as the base line and data table comparing SFY03, SFY04, SFY05, SFY06 & SFY07.	Page 6 to 7
<b>Unmet Needs Mapping:</b>	Provides a county mapping of the top 12 total units of service with reported reasons for the unmet need excluding the service "Other".	Pages 8 to 19
<b>Unmet Needs by Service &amp; Reason:</b>	Provides an alphabetical listing of services reported as unmet needs and the total contacts, units and average units per contact by services and reported reasons.	Pages 20 to 21
<b>Unmet Needs by County:</b>	Provides an alphabetical listing of counties and services reported as unmet needs and the total contacts, units and average units per contact by services.	Pages 22 to 28
<b>Unmet Needs by County, Service &amp; Reason:</b>	Provides an alphabetical listing of counties and services reported as unmet needs and the total contacts, units and average units per contact by county, services and reported reasons.	Pages 29 to 45
<b>Data Source</b>	Data used for this report is data reported to the Department of Elder Affairs from Area Agencies on Aging through the Unmet Needs Reporting System.	
<b>Client Totals</b>	The Unmet Needs Reporting System does not collect unique contact identifiers so contact totals may or may not represent unduplicated contact counts.	

## Unmet Needs Fast Facts

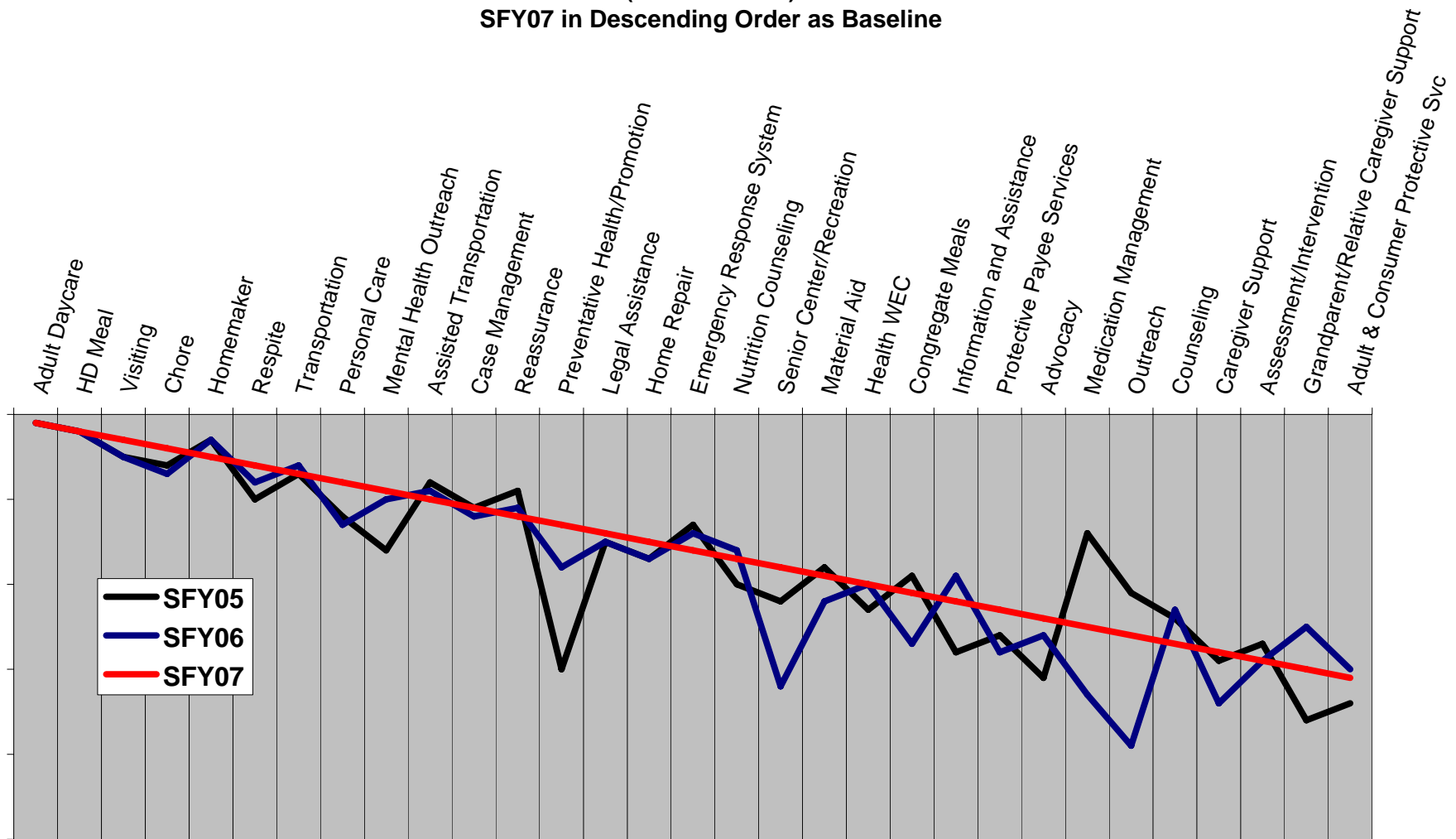
SFY 2007

- **76 (77%)** of Iowa's 99 counties reported unmet needs
- The total number of reported unmet need units were **50,566**
- The total number of reported unmet need contacts were **5,547**
- **Adult Daycare** reported the highest number of units at **14,198**
- **Visiting** reported the highest number of contacts at **835**
- **Medication Management** showed the greatest improvement over a three year period going from a total units ranking of **14<sup>th</sup>** in SFY 2005 to **25<sup>th</sup>** in SFY 2007
- **No Provider Available** was the number one reason for **50%** of the services reporting unmet needs.

## Unmet Needs SFY 2007

Service	Contacts	Units	Avg. Per Contact	Unit Of Measure	Rank By Units	Rank By Contacts	Rank By Avg. / Contact
Adult Daycare	269	14,198	52.8	1 hour	1	9	1
Home Delivered Meals	284	7,726	27.2	1 meal	2	7	3
Visiting	835	4,610	5.5	1 visit	3	1	12
Chore	586	4,361	7.4	1 hour	4	2	9
Homemaker	576	4,050	7.0	1 hour	5	3	10
Respite	77	3,882	50.4	1 hour	6	16	2
Transportation	506	2,851	5.6	1 one-way trip(s)	7	4	11
Personal Care	173	1,455	8.4	1 hour	8	11	7
Mental Health Outreach	168	1,324	7.9	1/4 hour	9	12	8
Assisted Transportation	268	1,202	4.5	1 one-way trip	10	10	13
Case Management	379	1,132	3.0	1 hour	11	6	18
Reassurance	86	907	10.5	1 contact	12	15	6
Preventive Health Promotion	445	746	1.7	1 contact	13	5	23
Legal Assistance	112	361	3.2	1 hour	14	14	17
Home Repair	153	318	2.1	1 hour	15	13	20
Emergency Response System	282	282	1.0	1 client	16	8	28
Nutrition Counseling	73	254	3.5	1 session	17	17	16
Senior Center	8	105	13.1	1 hour	18	25	5
Material Aide	72	78	1.1	1 client	19	18	26
Health WEC	62	63	1.0	1 hour	20	19	27
Congregate Meals	3	49	16.3	1 meal	21	30	4
Information & Assistance	27	30	1.1	1 contact	22	20	25
Protective Payee Svc	11	26	2.4	1 contact	23	23	19
Advocacy	6	25	4.2	1 hour	24	26	14
Medication Management	13	25	1.9	1 client	25	21	22
Outreach	12	24	2.0	1 contact	26	22	21
Counseling	4	14	3.5	1 hour	27	28	15
Caregiver Support	9	9	1.0	1 hour	28	24	29
Assessment & Intervention	6	7	1.2	1 hour	29	27	24
Grandparent Relative Support	4	4	1.0	1 client	30	29	30
Adult Consumer Protection Svc	2	2	1.0	1 hour	31	31	31

**Unmet Needs by Unit Ranking  
(SFY05- SFY07 )  
SFY07 in Descending Order as Baseline**



Adult Day Care and Home Delivered Meals remained the top 2 reported units of unmet service needs from SFY05 –SFY07. Medication Management and Outreach showed the greatest improvement over the 3 year period.

**Unmet Needs Report  
SFY Ranking Comparison  
Total Units in Descending Order  
SFY 03 – SFY 07**

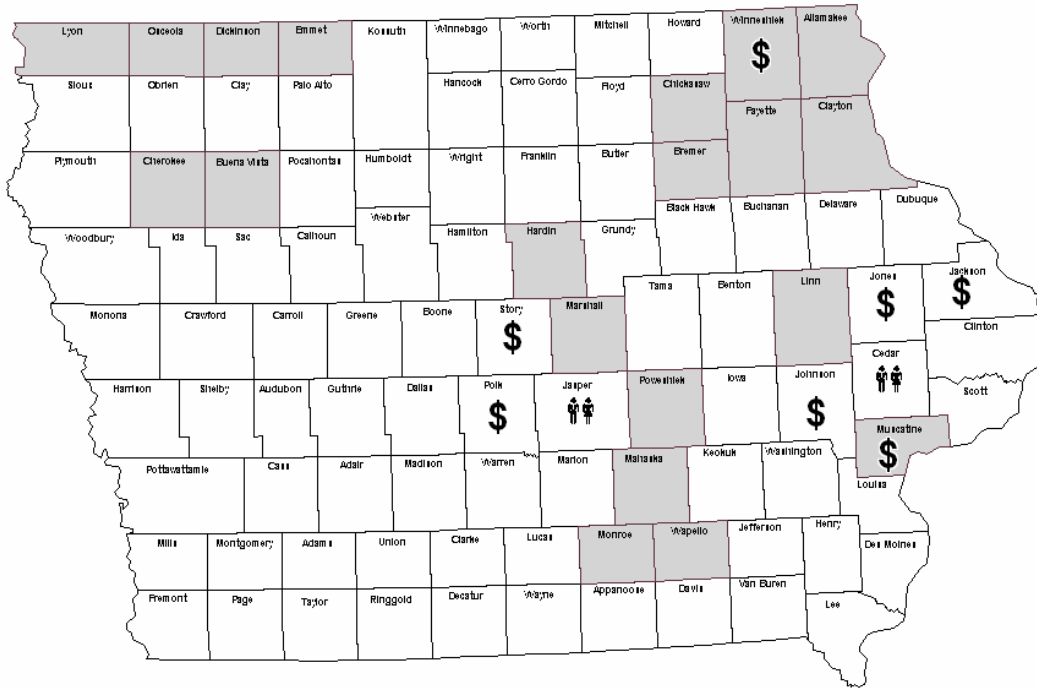
<b>Service</b>	<b>SFY 03</b>	<b>SFY 04</b>	<b>SFY 05</b>	<b>SFY 06</b>	<b>SFY 07</b>	<b>Unit Measure</b>
Adult & Consumer Protective Svc	31	34	33	30	31	1 hour
Adult Daycare	2	1	1	1	1	1 hour
Advocacy	30	31	31	26	24	1 hour
Assessment/Intervention	18	19	27	29	29	1 hour
Assisted Transportation	13	7	8	9	10	1 one-way trip
Caregiver Support	16	26	29	NA	28	1 hour
Case Management	11	10	11	12	11	1 hour
Chore	8	6	6	7	4	1 hour
Congregate Meals	17	14	19	27	21	1 meal
Counseling	21	18	24	23	27	1 hour
Education/Lifetime Learning	36	28	NA	NA	NA	1 hour
Emergency Response System	15	16	13	14	16	1 client/month
Employment	34	35	32	NA	NA	1 placement
Grandparent/Relative Caregiver Support	28	33	NA	25	30	1 client
HD Meals	3	2	2	2	2	1 meal
Health WEC	24	29	23	20	20	1 hour
Home Repair	19	17	17	17	15	1 hour
Homemaker	4	4	3	3	5	1 hour
Information and Assistance	27	32	28	19	22	1 contact
Legal Assistance	14	15	15	15	14	1 hour
Legal Education	35	36	34	NA	NA	1 contact
Material Aid	23	23	18	22	19	1 client
Medication Management	20	21	14	33	25	1 client
Mental Health Outreach	1	9	16	10	9	1/4 hour
Nutrition Counseling	22	20	20	16	17	1 hour
Nutrition Education	32	27	25	NA	NA	1 session
Other	7	3	4	4	NA	NA
Outreach	33	25	21	NA	26	1 contact
Personal Care	12	12	12	13	8	1 hour
Preventative Health Promotion	25	30	30	18	13	1 contact
Protective Payee Svc	26	22	26	28	23	1 contact
Reassurance	6	5	9	11	12	1 call
Respite	9	11	10	8	6	1 hour
Senior Center/Recreation	29	24	22	32	18	1 hour
Transportation	10	8	7	6	7	1 one-way trip
Visiting	5	13	5	5	3	1 Visit

**NA = no unmet needs were reported**

# Adult Day Care

Contacts: 269

Units: 14,198



No Provider    
 \$ No Funding / Funding Inadequate    
 👤 No Staffing

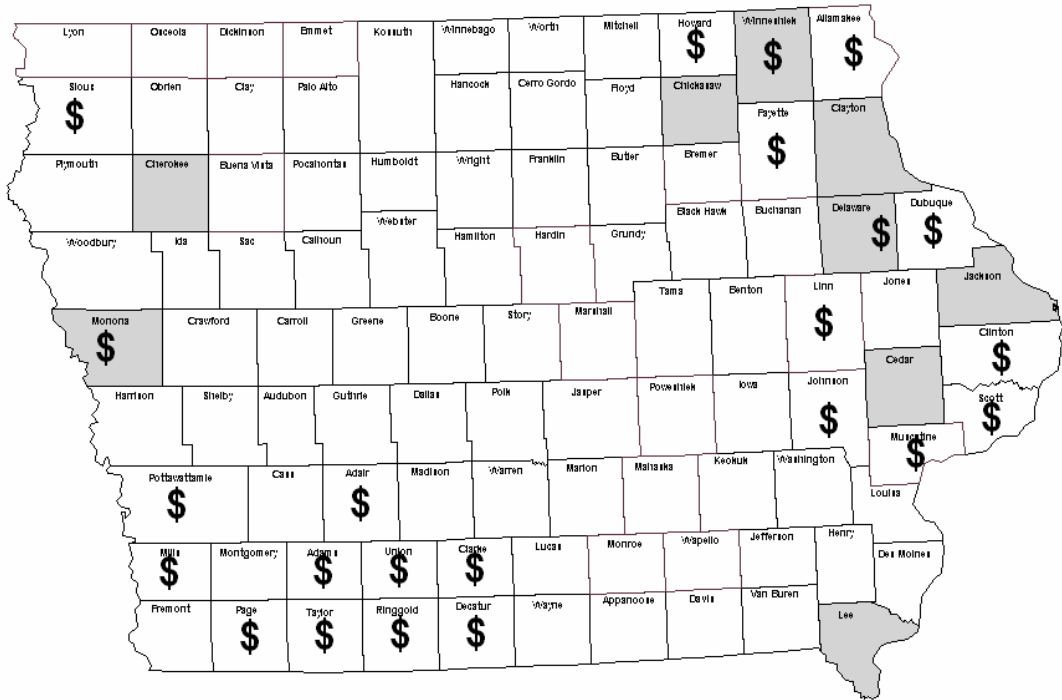
No Provider		No Funding / Funding Inadequate	No Staffing
Allamakee	Linn	Jackson	Cedar
Bremer	Lyon	Johnson	Jasper
Buena Vista	Mahaska	Jones	
Cherokee	Marshall	Muscatine	
Chickasaw	Monroe	Polk	
Clayton	Muscatine	Story	
Dickinson	Osceola	Winneshiek	
Emmet	Poweshiek		
Fayette	Wapello		
Hardin	Winneshiek		



# Home Delivered Meal

Contacts: 284

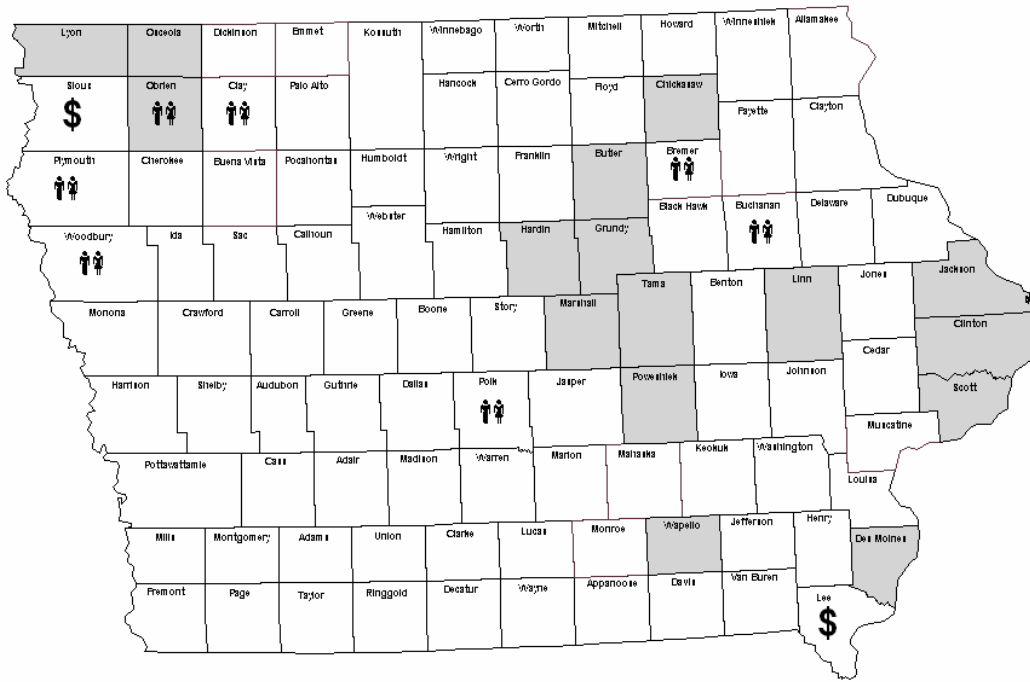
Units: 7,726



■ No Provider    \$ No Funding / Funding Inadequate    👤 No Staffing

No Provider	No Funding / Funding Inadequate		No Staffing
Cedar	Adair	Mills	None
Cherokee	Adams	Monona	
Chickasaw	Allamakee	Muscatine	
Clayton	Clarke	Page	
Delaware	Clinton	Pottawattamie	
Jackson	Decatur	Ringgold	
Lee	Delaware	Scott	
Monona	Dubuque	Sioux	
Winneshiak	Fayette	Taylor	
	Howard	Union	
	Johnson	Winneshiak	
	Linn		

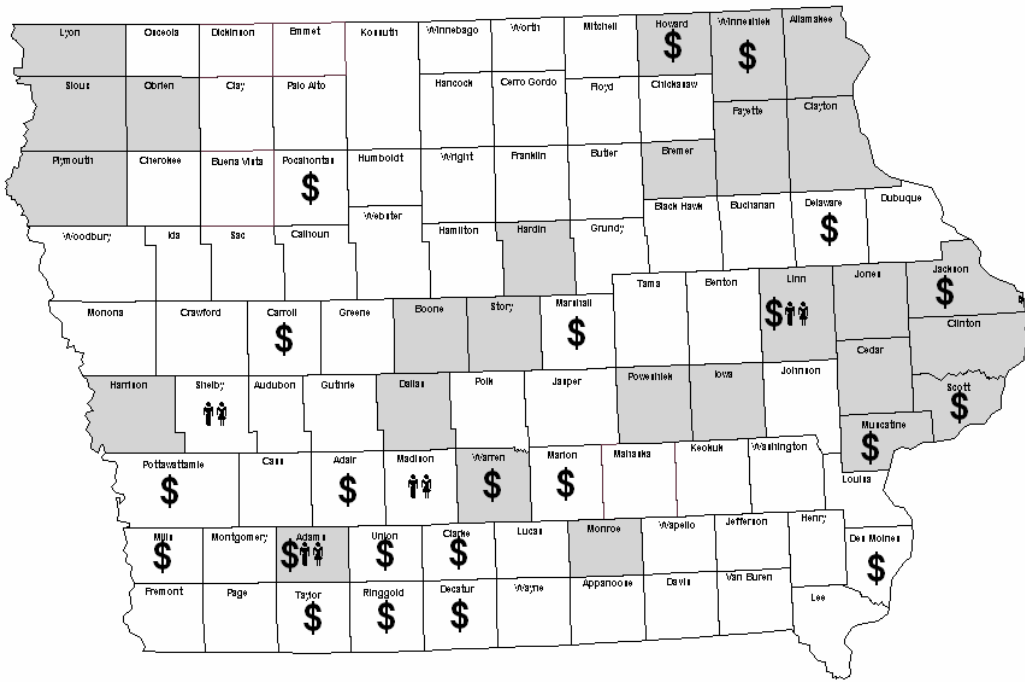
**Visiting  
Contacts: 835  
Units: 4.610**



No Provider    
 \$ No Funding / Funding Inadequate    
 
♂  
♀
 No Staffing

No Provider		No Funding / Funding Inadequate	No Staffing
Butler	Lyon	Lee	Bremer
Chickasaw	Marshall	Sioux	Buchanan
Clinton	O'Brien		Clay
Des Moines	Osceola		O'Brien
Grundy	Poweshiek		Plymouth
Hardin	Scott		Polk
Jackson	Tama		Woodbury
Linn	Wapello		

**Chore**  
**Contacts: 586**  
**Units: 4,361**



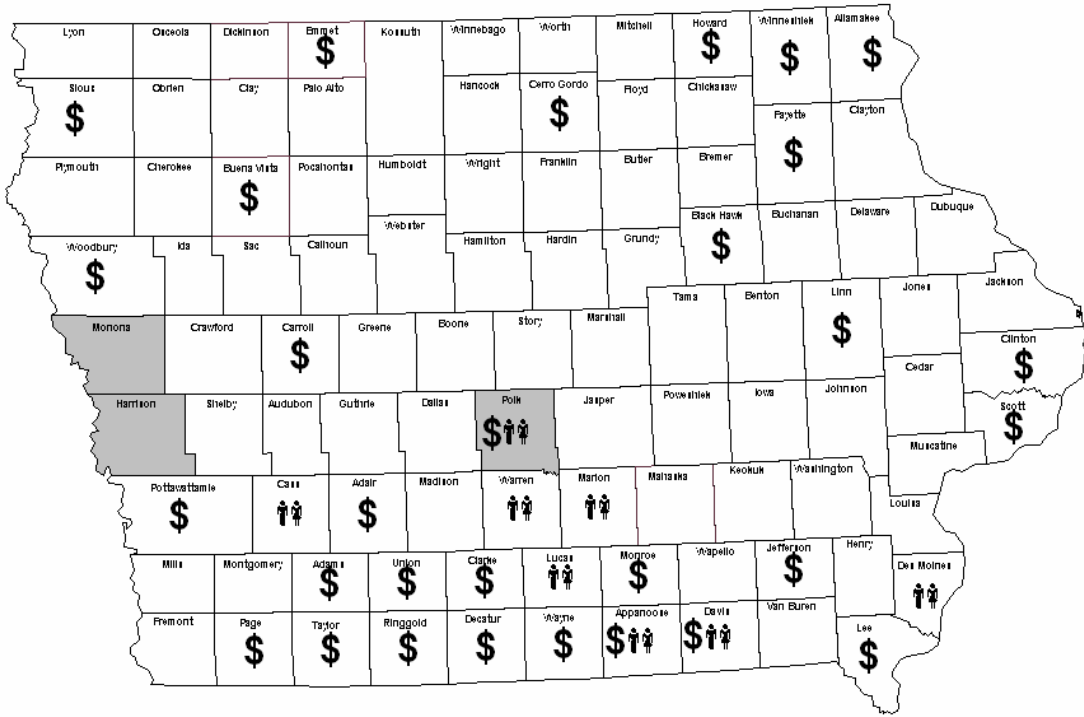
No Provider    
 \$ No Funding / Funding Inadequate    
 No Staffing

No Provider		No Funding / Funding Inadequate		No Staffing
Adams	Jones	Adair	Marshall	Adams
Allamakee	Linn	Adams	Mills	Linn
Boone	Lyon	Carroll	Muscatine	Madison
Bremer	Monroe	Clarke	Pocahontas	Shelby
Cedar	Muscatine	Decatur	Pottawattamie	
Clayton	Obrien	Decatur	Ringgold	
Clinton	Plymouth	Des Moines	Scott	
Dallas	Poweshiek	Howard	Taylor	
Fayette	Scott	Jackson	Union	
Hardin	Sioux	Linn	Warren	
Harrison	Story	Marion	Winneshiek	
Howard	Warren			
Iowa	Winneshiek			
Jackson				

# Homemaker

Contacts: 576

Units: 4,050

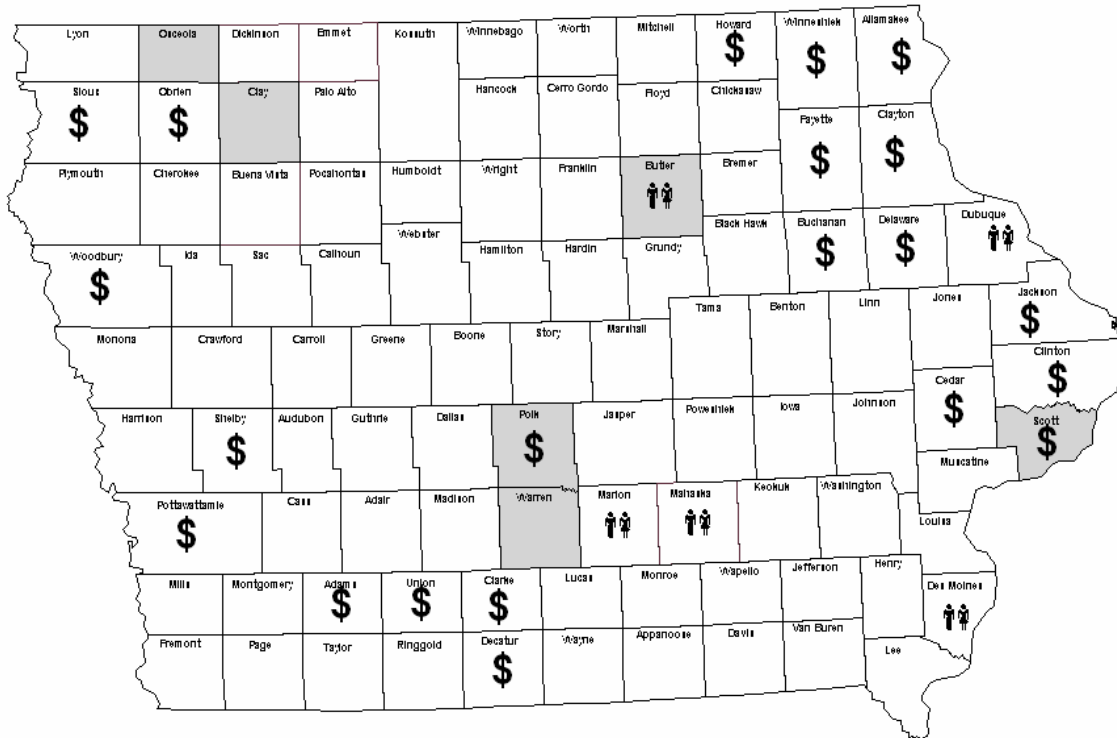


■ No Provider    \$ No Funding / Funding Inadequate    👤 No Staffing

No Provider	No Funding / Funding Inadequate	No Staffing
Harrison	Adair	Appanoose
Monona	Adams	Cass
Polk	Allamakee	Davis
	Appanoose	Des Moines
	Black Hawk	Lucas
	Buena Vista	Marion
	Carroll	Polk
	Cerro Gordo	Warren
	Clarke	
	Clinton	
	Davis	
	Decatur	
	Emmet	
	Fayette	
	Howard	
	Jefferson	
	Lee	
	Linn	
	Monroe	
	Page	
	Polk	
	Pottawattamie	
	Ringgold	
	Scott	
	Sioux	
	Taylor	
	Union	
	Wayne	
	Winneshiek	
	Woodbury	

# Respite

**Contacts: 77**  
**Units: 3,882**



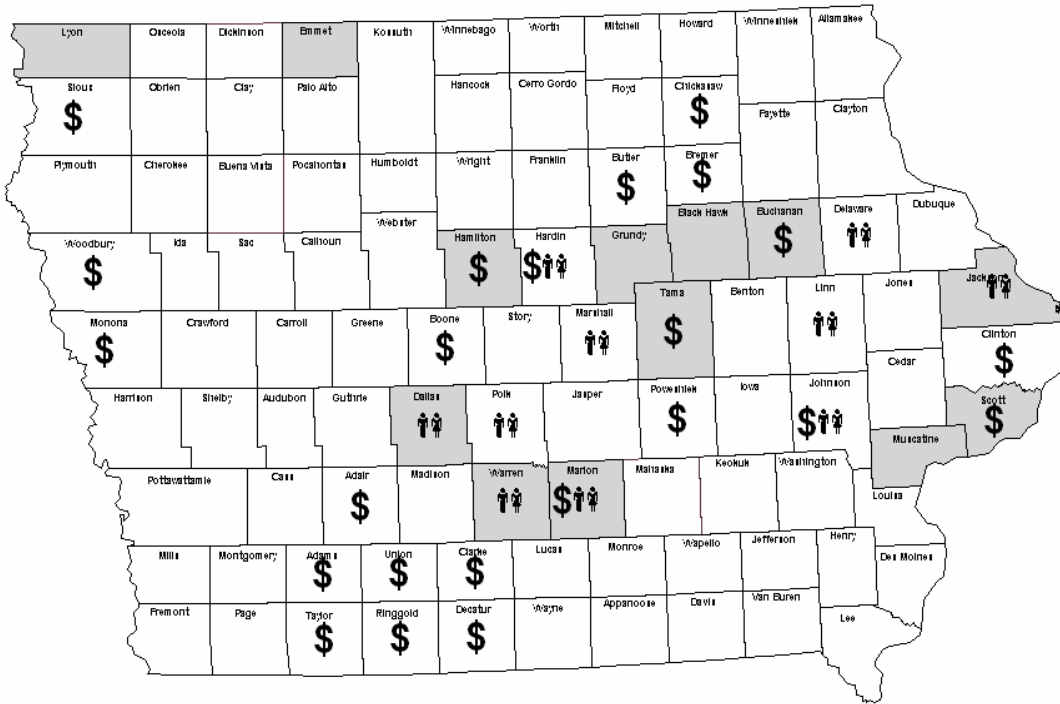
No Provider    
 \$ No Funding / Funding Inadequate    
 👨👩👧 No Staffing

No Provider	No Funding / Funding Inadequate	No Staffing
Butler	Adams	Jackson
Clay	Allamakee	Obrien
Osceola	Buchanan	Polk
Polk	Cedar	Pottawattamie
Scott	Clarke	Scott
Warren	Clayton	Shelby
	Clinton	Sioux
	Decatur	Union
	Delaware	Winneshiek
	Fayette	Woodbury
	Howard	

# Transportation

Contacts: 506

Units: 2,851



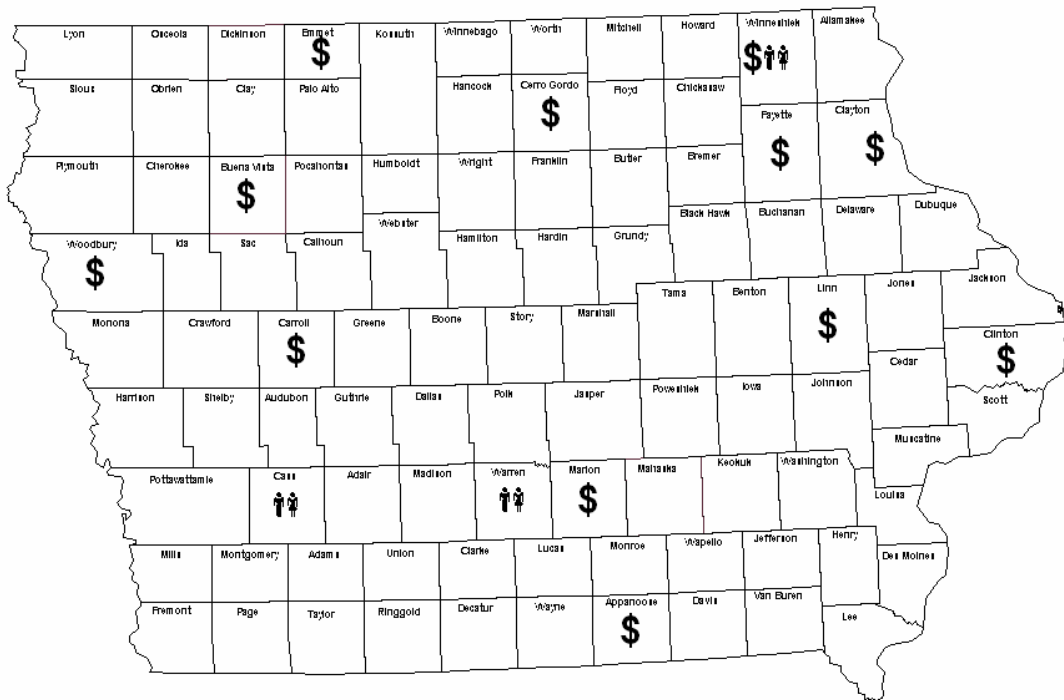
■ No Provider    \$ No Funding / Funding Inadequate    👤 No Staffing

No Provider	No Funding / Funding Inadequate		No Staffing
Black Hawk	Adair	Johnson	Dallas
Buchanan	Adams	Marion	Delaware
Dallas	Boone	Monona	Hardin
Emmet	Bremer	Poweshiek	Jackson
Grundy	Buchanan	Ringgold	Johnson
Hamilton	Butler	Scott	Linn
Jackson	Chickasaw	Sioux	Marion
Lyon	Clarke	Tama	Marshall
Marion	Clinton	Taylor	Polk
Muscatine	Decatur	Union	Warren
Scott	Hamilton	Woodbury	
Tama	Hardin		
Warren			

# Personal Care

Contacts: 173

Units: 1.455



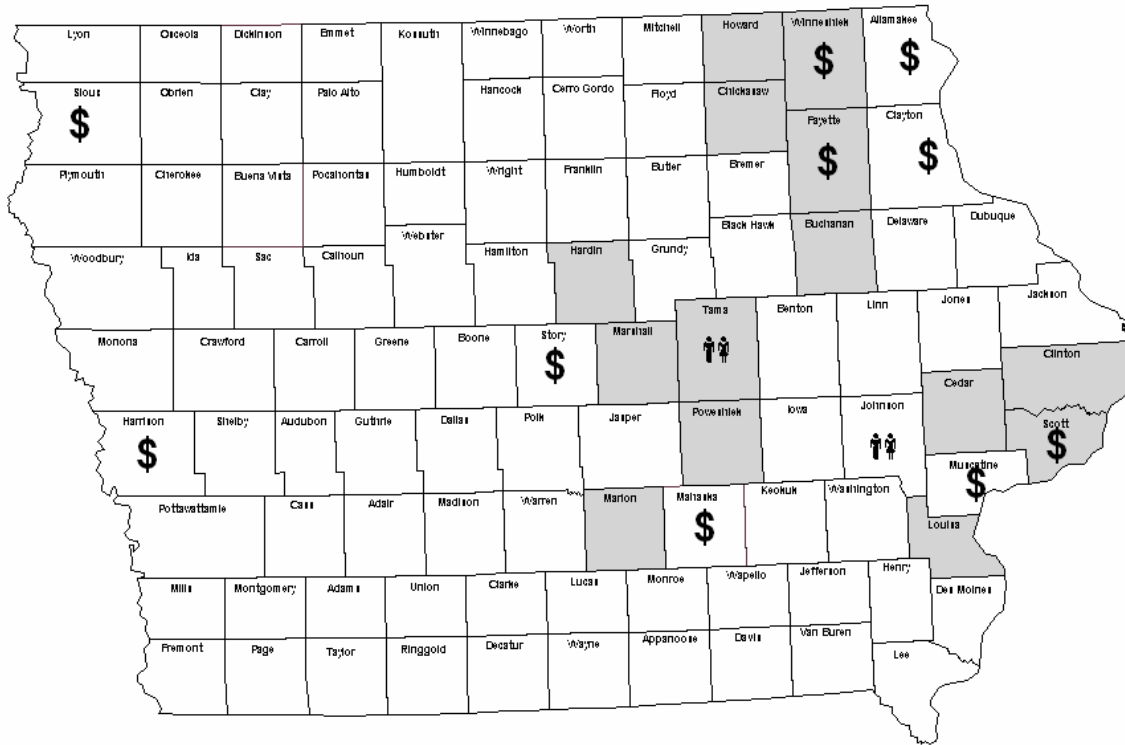
■ No Provider     \$ No Funding / Funding Inadequate     👤 No Staffing

No Provider	No Funding / Funding Inadequate	No Staffing
None	Appanoose Buena Vista Carroll Cerro Gordo Clayton Clinton Emmet Fayette Linn Marion Winneshiek Woodbury	Cass Warren Winneshiek

# Mental Health Outreach

Contacts: 168

Units: 1,324



■ No Provider    \$ No Funding / Funding Inadequate    👤 No Staffing

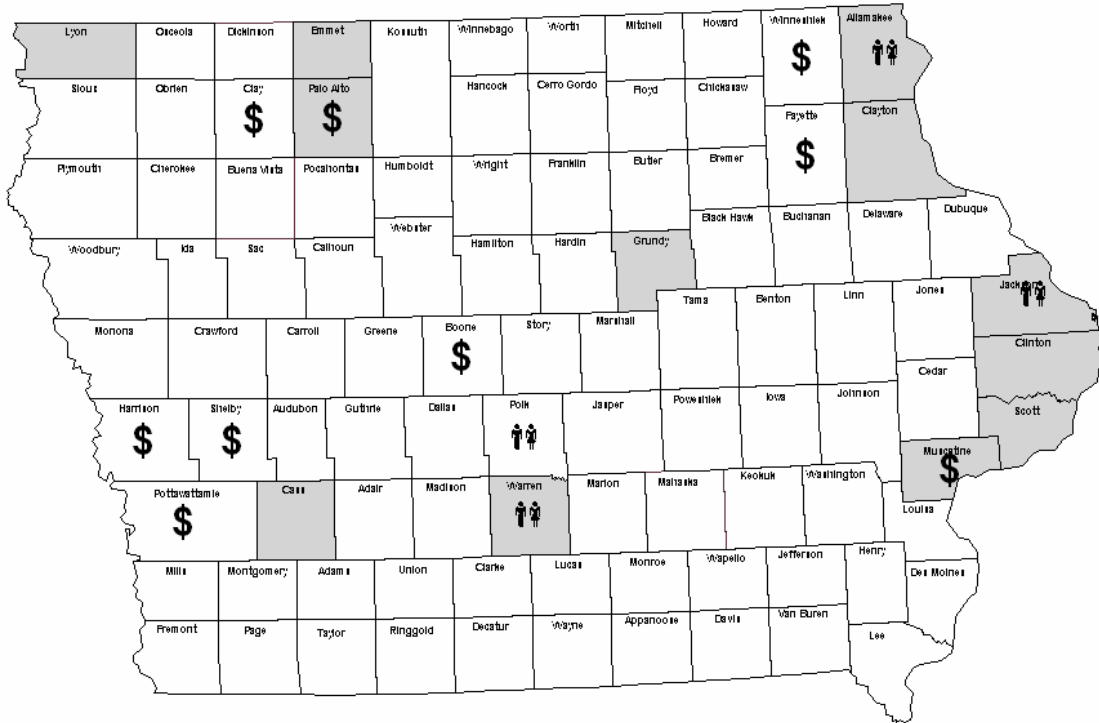
No Provider		No Funding / Funding Inadequate	No Staffing
Buchanan	Louisa	Allamakee	Johnson
Cedar	Marion	Clayton	Tama
Chickasaw	Marshall	Fayette	
Clinton	Poweshiek	Harrison	
Fayette	Scott	Mahaska	
Hardin	Tama	Muscatine	
Howard	Winneshiek	Scott	
		Sioux	
		Story	
		Winneshiek	



# Assisted Transportation

Contacts: 268

Units: 1,202



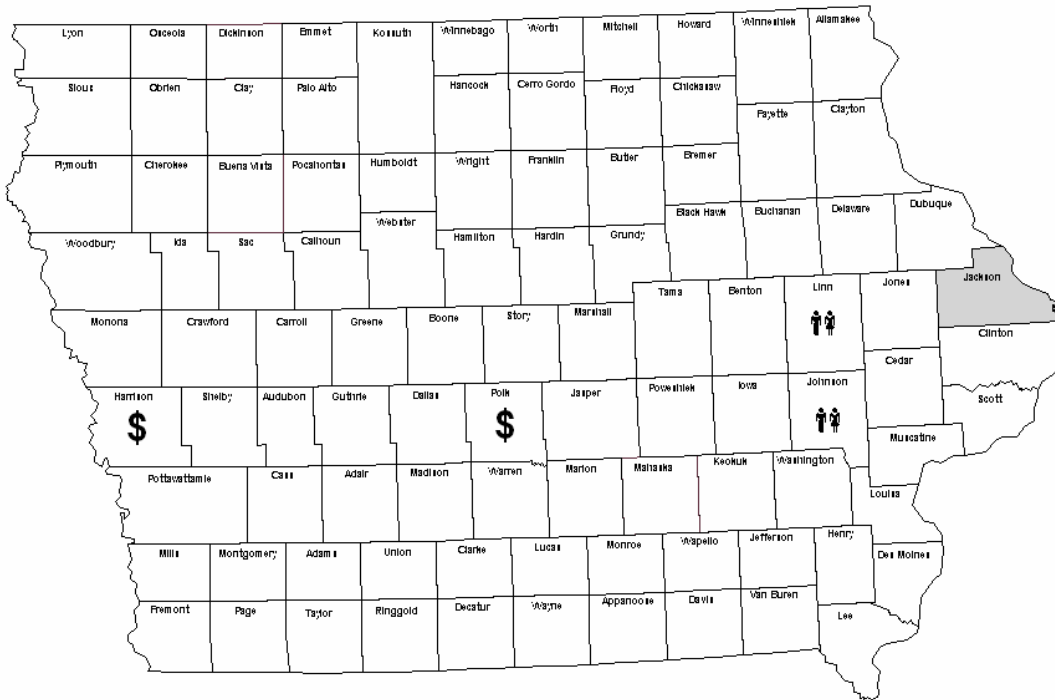
No Provider    
 \$ No Funding / Funding Inadequate    
 👤👤 No Staffing

No Provider	No Funding / Funding Inadequate	No Staffing
Allamakee	Boone	Allamakee
Cass	Clay	Jackson
Clayton	Fayette	Polk
Clinton	Harrison	Warren
Emmet	Muscatine	
Grundy	Palo Alto	
Jackson	Pottawattamie	
Lyon	Shelby	
Muscatine	Winneshiek	
Palo Alto		
Scott		
Warren		

# Case Management

Contacts: 379

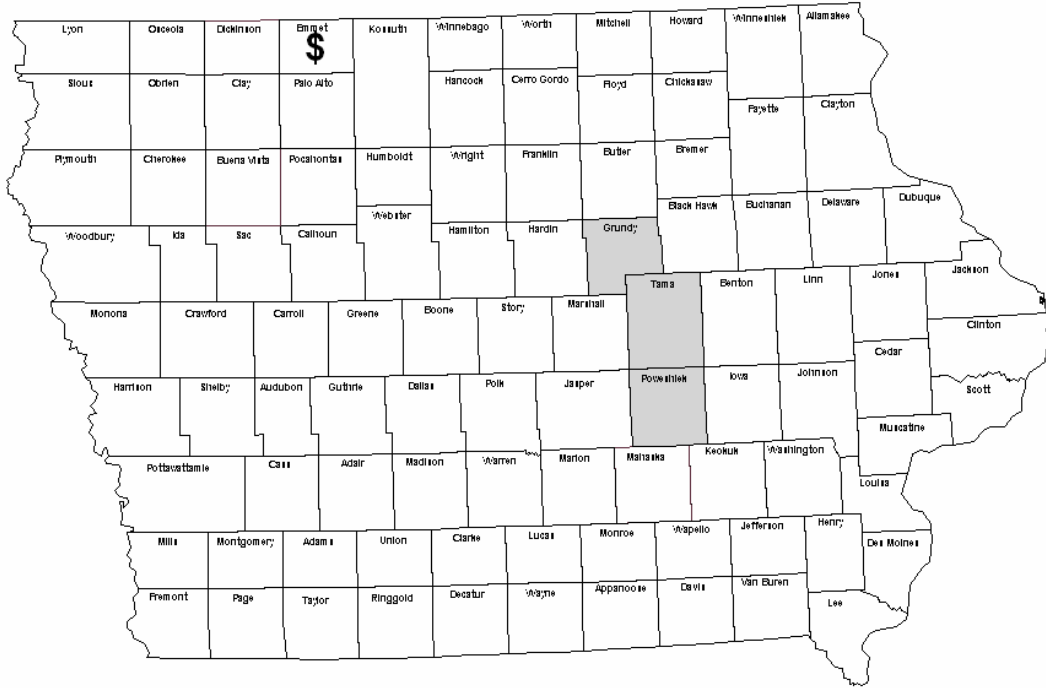
Units: 1,132



No Provider
 \$ No Funding / Funding Inadequate
 
 No Staffing

No Provider	No Funding / Funding Inadequate	No Staffing
Jackson	Harrison Polk	Johnson Linn

**Reassurance  
Contacts: 86  
Units: 907**



No Provider    
 \$ No Funding / Funding Inadequate    
 👤 No Staffing

No Provider	No Funding / Funding Inadequate	No Staffing
Grundy Poweshiek Tama	Emmet	None

## Unmet Needs by Service and Reason (SFY07)

### Adult Consumer Protection Svc

	<u>Contacts</u>	<u>Units</u>	<u>Avg/Cont</u>
No Provider Available	2	2	1.0

### Adult Daycare

	<u>Contacts</u>	<u>Units</u>	<u>Avg/Cont</u>
Funding Source Inadequate to Cover Costs	36	599	16.6
No Funding Source	31	902	29.1
No Provider Available	199	12,633	63.5
Unable to Staff Number of Hours	3	64	21.3

### Advocacy

	<u>Contacts</u>	<u>Units</u>	<u>Avg/Cont</u>
No Provider Available	6	25	4.2

### Assessment & Intervention

	<u>Contacts</u>	<u>Units</u>	<u>Avg/Cont</u>
No Funding Source	5	5	1.0
No Provider Available	1	2	2.0

### Assisted Transportation

	<u>Contacts</u>	<u>Units</u>	<u>Avg/Cont</u>
Funding Source Inadequate to Cover Costs	111	268	2.4
No Funding Source	61	420	6.9
No Provider Available	84	475	5.7
Other	6	17	2.8
Unable to Staff Number of Hours	6	22	3.7

### Caregiver Support

	<u>Contacts</u>	<u>Units</u>	<u>Avg/Cont</u>
Funding Source Inadequate to Cover Costs	3	3	1.0
No Funding Source	2	2	1.0
No Provider Available	3	3	1.0
Other	1	1	1.0

### Case Management

	<u>Contacts</u>	<u>Units</u>	<u>Avg/Cont</u>
Funding Source Inadequate to Cover Costs	353	1,059	3.0
No Funding Source	2	2	1.0
No Provider Available	1	10	10.0
Other	3	3	1.0
Unable to Staff Number of Hours	20	58	2.9

### Chore

	<u>Contacts</u>	<u>Units</u>	<u>Avg/Cont</u>
Funding Source Inadequate to Cover Costs	70	1,243	17.8
No Funding Source	28	414	14.8
No Provider Available	463	2,525	5.5
Other	3	30	10.0
Unable to Staff Number of Hours	22	149	6.8

### Congregate Meals

	<u>Contacts</u>	<u>Units</u>	<u>Avg/Cont</u>
No Provider Available	3	49	16.3

### Counseling

	<u>Contacts</u>	<u>Units</u>	<u>Avg/Cont</u>
No Provider Available	4	14	3.5

### Emergency Response System

	<u>Contacts</u>	<u>Units</u>	<u>Avg/Con</u>
Funding Source Inadequate to Cover Costs	8	8	1.0
No Funding Source	233	233	1.0
No Provider Available	4	4	1.0
Other	6	6	1.0
Unable to Staff Number of Hours	31	31	1.0

### Grandparent Relative Support

	<u>Contacts</u>	<u>Units</u>	<u>Avg/Con</u>
No Provider Available	4	4	1.0

### HD Meals

	<u>Contacts</u>	<u>Units</u>	<u>Avg/Con</u>
Funding Source Inadequate to Cover Costs	54	1,614	29.9
No Funding Source	177	4,973	28.1
No Provider Available	36	704	19.6
Other	17	435	25.6

### Health WEC

	<u>Contacts</u>	<u>Units</u>	<u>Avg/Con</u>
Funding Source Inadequate to Cover Costs	33	34	1.0
No Funding Source	29	29	1.0

### Home Repair

	<u>Contacts</u>	<u>Units</u>	<u>Avg/Con</u>
Funding Source Inadequate to Cover Costs	59	126	2.1
No Funding Source	52	147	2.8
No Provider Available	17	20	1.2
Other	24	24	1.0
Unable to Staff Number of Hours	1	1	1.0

### Homemaker

	<u>Contacts</u>	<u>Units</u>	<u>Avg/Con</u>
Funding Source Inadequate to Cover Costs	293	2,079	7.1
No Funding Source	129	1,507	11.7
No Provider Available	7	28	4.0
Other	1	4	4.0
Unable to Staff Number of Hours	146	432	3.0

### Information & Assistance

	<u>Contacts</u>	<u>Units</u>	<u>Avg/Con</u>
No Funding Source	10	13	1.3
Unable to Staff Number of Hours	17	17	1.0

### Legal Assistance

	<u>Contacts</u>	<u>Units</u>	<u>Avg/Con</u>
Funding Source Inadequate to Cover Costs	73	270	3.7
No Funding Source	6	19	3.2
No Provider Available	10	10	1.0
Other	8	8	1.0
Unable to Staff Number of Hours	15	54	3.6

### Material Aide

	<u>Contacts</u>	<u>Units</u>	<u>Avg/Con</u>
Funding Source Inadequate to Cover Costs	27	32	1.2
No Funding Source	29	30	1.0
No Provider Available	6	6	1.0
Other	10	10	1.0

## Unmet Needs by Service and Reason (SFY07)

### Medication Management

	<u>Contacts</u>	<u>Units</u>	<u>Avg/Cont</u>
Funding Source Inadequate to Cover Costs	12	24	2.0
Other	1	1	1.0

### Mental Health Outreach

	<u>Contacts</u>	<u>Units</u>	<u>Avg/Cont</u>
Funding Source Inadequate to Cover Costs	86	650	7.6
No Funding Source	18	209	11.6
No Provider Available	49	411	8.4
Other	9	33	3.7
Unable to Staff Number of Hours	6	21	3.5

### Nutrition Counseling

	<u>Contacts</u>	<u>Units</u>	<u>Avg/Cont</u>
Funding Source Inadequate to Cover Costs	2	4	2.0
No Funding Source	5	5	1.0
No Provider Available	64	229	3.6
Other	2	16	8.0

### Outreach

	<u>Contacts</u>	<u>Units</u>	<u>Avg/Cont</u>
No Provider Available	11	14	1.3
Other	1	10	10.0

### Personal Care

	<u>Contacts</u>	<u>Units</u>	<u>Avg/Cont</u>
Funding Source Inadequate to Cover Costs	100	1,224	12.2
No Funding Source	27	148	5.5
Other	3	23	7.7
Unable to Staff Number of Hours	43	60	1.4

### Preventive Health Promotion

	<u>Contacts</u>	<u>Units</u>	<u>Avg/Cont</u>
Funding Source Inadequate to Cover Costs	438	735	1.7
No Funding Source	7	11	1.6

### Protective Payee Svc

	<u>Contacts</u>	<u>Units</u>	<u>Avg/Cont</u>
No Funding Source	2	10	5.0
No Provider Available	9	16	1.8

### Reassurance

	<u>Contacts</u>	<u>Units</u>	<u>Avg/Cont</u>
Funding Source Inadequate to Cover Costs	6	62	10.3
No Provider Available	80	845	10.6

### Respite

	<u>Contacts</u>	<u>Units</u>	<u>Avg/Cont</u>
Funding Source Inadequate to Cover Costs	41	3,358	81.9
No Funding Source	16	291	18.2
No Provider Available	11	90	8.2
Other	1	25	25.0
Unable to Staff Number of Hours	8	118	14.8

### RSVP

	<u>Contacts</u>	<u>Units</u>	<u>Avg/Cont</u>
No Provider Available	62	438	7.1
Unable to Staff Number of Hours	1	8	8.0

### Senior Center

	<u>Contacts</u>	<u>Units</u>	<u>Avg/Cont</u>
Funding Source Inadequate to Cover Costs	3	40	13.3
No Provider Available	5	65	13.0

### Transportation

	<u>Contacts</u>	<u>Units</u>	<u>Avg/Con</u>
Funding Source Inadequate to Cover Costs	172	1,256	7.3
No Funding Source	73	396	5.4
No Provider Available	80	547	6.8
Other	7	78	11.1
Unable to Staff Number of Hours	174	574	3.3

### Visiting

	<u>Contacts</u>	<u>Units</u>	<u>Avg/Con</u>
Funding Source Inadequate to Cover Costs	50	155	3.1
No Funding Source	445	766	1.7
No Provider Available	204	2,146	10.5
Unable to Staff Number of Hours	136	1,543	11.3

## Unmet Needs by County (SFY07)

### Adair

	<u>Contacts</u>	<u>Units</u>	<u>Avg/Cont</u>
Chore	3	80	26.7
Emergency Response System	4	4	1.0
HD Meals	4	121	30.3
Homemaker	4	90	22.5
Transportation	2	80	40.0

### Adams

	<u>Contacts</u>	<u>Units</u>	<u>Avg/Cont</u>
Chore	9	190	21.1
Emergency Response System	5	5	1.0
HD Meals	7	287	41.0
Homemaker	5	120	24.0
Respite	1	30	30.0
Transportation	3	90	30.0

### Allamakee

	<u>Contacts</u>	<u>Units</u>	<u>Avg/Cont</u>
Adult Daycare	1	20	20.0
Assisted Transportation	11	195	17.7
Chore	11	51	4.6
Emergency Response System	3	3	1.0
HD Meals	5	70	14.0
Homemaker	1	5	5.0
Mental Health Outreach	1	20	20.0
Respite	2	40	20.0

### Appanoose

	<u>Contacts</u>	<u>Units</u>	<u>Avg/Cont</u>
Emergency Response System	30	30	1.0
Home Repair	1	1	1.0
Homemaker	104	782	7.5
Legal Assistance	3	13	4.3
Personal Care	21	160	7.6

### Benton

	<u>Contacts</u>	<u>Units</u>	<u>Avg/Cont</u>
Emergency Response System	2	2	1.0
Material Aide	1	1	1.0

### Black Hawk

	<u>Contacts</u>	<u>Units</u>	<u>Avg/Cont</u>
Home Repair	13	13	1.0
Homemaker	2	14	7.0
Legal Assistance	8	8	1.0
Mental Health Outreach	1	4	4.0
Personal Care	1	10	10.0
Transportation	1	4	4.0

### Boone

	<u>Contacts</u>	<u>Units</u>	<u>Avg/Cont</u>
Assisted Transportation	124	233	1.9
Chore	1	4	4.0
Transportation	153	292	1.9

### Bremer

	<u>Contacts</u>	<u>Units</u>	<u>Avg/Cont</u>
Adult Daycare	2	30	15.0
Chore	1	10	10.0
Material Aide	1	1	1.0
Nutrition Counseling	4	4	1.0
Transportation	4	20	5.0
Visiting	5	60	12.0

### Buchanan

	<u>Contacts</u>	<u>Units</u>	<u>Avg/Cont</u>
Adult Consumer Protection Svc	1	1	1.0
Caregiver Support	3	3	1.0
Case Management	3	3	1.0
Emergency Response System	5	5	1.0
Home Repair	1	1	1.0
Legal Assistance	7	7	1.0
Medication Management	1	1	1.0
Mental Health Outreach	5	8	1.6
Respite	2	3	1.5
Transportation	4	24	6.0
Visiting	6	400	66.7

### Buena Vista

	<u>Contacts</u>	<u>Units</u>	<u>Avg/Cont</u>
Adult Daycare	1	72	72.0
Homemaker	6	11	1.8
Legal Assistance	2	23	11.5
Personal Care	9	42	4.7

### Butler

	<u>Contacts</u>	<u>Units</u>	<u>Avg/Cont</u>
HD Meals	2	62	31.0
Material Aide	1	1	1.0
Respite	2	20	10.0
Transportation	3	22	7.3
Visiting	5	70	14.0

### Carroll

	<u>Contacts</u>	<u>Units</u>	<u>Avg/Cont</u>
Chore	6	44	7.3
Homemaker	39	42	1.1
Legal Assistance	2	10	5.0
Personal Care	30	30	1.0

### Cass

	<u>Contacts</u>	<u>Units</u>	<u>Avg/Cont</u>
Assisted Transportation	18	18	1.0
Emergency Response System	75	75	1.0
Homemaker	6	15	2.5
Legal Assistance	7	7	1.0
Material Aide	1	1	1.0
Personal Care	8	11	1.4

## Unmet Needs by County (SFY07)

### **Cedar**

	<u>Contacts</u>	<u>Units</u>	<u>Avg/Cont</u>
Adult Daycare	2	16	8.0
Chore	5	100	20.0
HD Meals	2	20	10.0
Mental Health Outreach	5	100	20.0
Respite	2	40	20.0

### **Cerro Gordo**

	<u>Contacts</u>	<u>Units</u>	<u>Avg/Cont</u>
Homemaker	6	29	4.8
Legal Assistance	33	132	4.0
Personal Care	15	131	8.7

### **Cherokee**

	<u>Contacts</u>	<u>Units</u>	<u>Avg/Cont</u>
Adult Daycare	12	1,898	158.2
HD Meals	4	124	31.0
Home Repair	12	12	1.0
Preventive Health Promotion	1	5	5.0

### **Chickasaw**

	<u>Contacts</u>	<u>Units</u>	<u>Avg/Cont</u>
Adult Daycare	2	40	20.0
HD Meals	1	12	12.0
Home Repair	1	1	1.0
Mental Health Outreach	1	4	4.0
Transportation	20	150	7.5
Visiting	7	110	15.7

### **Clarke**

	<u>Contacts</u>	<u>Units</u>	<u>Avg/Cont</u>
Chore	2	60	30.0
Emergency Response System	6	6	1.0
HD Meals	6	180	30.0
Home Repair	2	2	1.0
Homemaker	11	250	22.7
Legal Assistance	3	5	1.7
Respite	1	30	30.0
Transportation	6	190	31.7

### **Clay**

	<u>Contacts</u>	<u>Units</u>	<u>Avg/Cont</u>
Assisted Transportation	3	33	11.0
Legal Assistance	1	6	6.0
Material Aide	1	1	1.0
Respite	1	4	4.0
Visiting	1	3	3.0

### **Clayton**

	<u>Contacts</u>	<u>Units</u>	<u>Avg/Cont</u>
Adult Daycare	3	55	18.3
Assisted Transportation	2	30	15.0
Chore	15	93	6.2
Congregate Meals	1	23	23.0
Emergency Response System	16	16	1.0
HD Meals	15	242	16.1
Home Repair	1	10	10.0
Mental Health Outreach	4	60	15.0
Personal Care	3	30	10.0
Respite	1	20	20.0

### **Clinton**

	<u>Contacts</u>	<u>Units</u>	<u>Avg/Cont</u>
Assisted Transportation	1	10	10.0
Caregiver Support	1	1	1.0
Chore	1	10	10.0
Emergency Response System	1	1	1.0
HD Meals	1	31	31.0
Home Repair	1	1	1.0
Homemaker	1	15	15.0
Material Aide	1	1	1.0
Mental Health Outreach	5	28	5.6
Nutrition Counseling	43	192	4.5
Outreach	11	14	1.3
Personal Care	1	31	31.0
Protective Payee Svc	1	8	8.0
Respite	2	50	25.0
Senior Center	1	15	15.0
Transportation	1	10	10.0
Visiting	2	10	5.0

### **Dallas**

	<u>Contacts</u>	<u>Units</u>	<u>Avg/Cont</u>
Chore	7	40	5.7
Material Aide	1	1	1.0
Transportation	27	54	2.0

### **Davis**

	<u>Contacts</u>	<u>Units</u>	<u>Avg/Cont</u>
Homemaker	7	76	10.9

### **Decatur**

	<u>Contacts</u>	<u>Units</u>	<u>Avg/Cont</u>
Chore	5	150	30.0
Emergency Response System	11	11	1.0
HD Meals	9	319	35.4
Homemaker	9	200	22.2
Respite	3	64	21.3
Transportation	4	160	40.0

## Unmet Needs by County (SFY07)

### Delaware

	<u>Contacts</u>	<u>Units</u>	<u>Avg/Cont</u>
Chore	2	6	3.0
HD Meals	4	51	12.8
Nutrition Counseling	1	1	1.0
Respite	1	15	15.0
Transportation	1	2	2.0

### Des Moines

	<u>Contacts</u>	<u>Units</u>	<u>Avg/Cont</u>
Advocacy	3	15	5.0
Chore	1	4	4.0
Counseling	2	12	6.0
Homemaker	1	24	24.0
Legal Assistance	4	12	3.0
Material Aide	2	3	1.5
Mental Health Outreach	2	17	8.5
Respite	1	40	40.0
Visiting	1	4	4.0

### Dickinson

	<u>Contacts</u>	<u>Units</u>	<u>Avg/Cont</u>
Adult Daycare	41	4,576	111.6
Legal Assistance	1	2	2.0

### Dubuque

	<u>Contacts</u>	<u>Units</u>	<u>Avg/Cont</u>
Emergency Response System	3	3	1.0
HD Meals	2	62	31.0
Home Repair	2	2	1.0
Material Aide	7	7	1.0
Nutrition Counseling	2	4	2.0
Respite	3	42	14.0

### Emmet

	<u>Contacts</u>	<u>Units</u>	<u>Avg/Cont</u>
Adult Daycare	15	1,920	128.0
Assisted Transportation	26	47	1.8
Homemaker	53	103	1.9
Personal Care	10	57	5.7
Reassurance	6	62	10.3
Transportation	24	240	10.0

### Fayette

	<u>Contacts</u>	<u>Units</u>	<u>Avg/Cont</u>
Adult Consumer Protection Svc	1	1	1.0
Adult Daycare	2	43	21.5
Assisted Transportation	1	5	5.0
Chore	11	60	5.5
Emergency Response System	37	37	1.0
HD Meals	5	76	15.2
Homemaker	8	37	4.6
Mental Health Outreach	13	166	12.8
Personal Care	3	17	5.7
Respite	1	30	30.0

### Grundy

	<u>Contacts</u>	<u>Units</u>	<u>Avg/Cont</u>
Assisted Transportation	4	16	4.0
Home Repair	2	2	1.0
Mental Health Outreach	1	4	4.0
Reassurance	12	200	16.7
Transportation	16	40	2.5
Visiting	8	200	25.0

### Hamilton

	<u>Contacts</u>	<u>Units</u>	<u>Avg/Cont</u>
Health WEC	1	2	2.0
Transportation	3	27	9.0

### Hardin

	<u>Contacts</u>	<u>Units</u>	<u>Avg/Cont</u>
Adult Daycare	13	234	18.0
Chore	2	20	10.0
Counseling	1	1	1.0
Material Aide	4	5	1.3
Mental Health Outreach	6	36	6.0
RSVP	31	240	7.7
Senior Center	2	20	10.0
Transportation	5	42	8.4
Visiting	20	105	5.3

### Harrison

	<u>Contacts</u>	<u>Units</u>	<u>Avg/Cont</u>
Assessment & Intervention	5	5	1.0
Assisted Transportation	8	13	1.6
Caregiver Support	2	2	1.0
Case Management	2	2	1.0
Chore	18	39	2.2
Emergency Response System	1	1	1.0
Health WEC	29	29	1.0
Home Repair	3	6	2.0
Homemaker	5	10	2.0
Mental Health Outreach	4	4	1.0
Preventive Health Promotion	6	6	1.0

### Henry

	<u>Contacts</u>	<u>Units</u>	<u>Avg/Cont</u>
Emergency Response System	1	1	1.0
HD Meals	1	20	20.0
Homemaker	1	4	4.0
Legal Assistance	1	4	4.0

### Howard

	<u>Contacts</u>	<u>Units</u>	<u>Avg/Cont</u>
Chore	5	37	7.4
Emergency Response System	17	17	1.0
HD Meals	2	61	30.5
Homemaker	2	11	5.5
Mental Health Outreach	3	35	11.7
Respite	2	20	10.0



## Unmet Needs by County (SFY07)

<b>Iowa</b>				<b>Linn</b>			
	<u>Contacts</u>	<u>Units</u>	<u>Avg/Cont</u>		<u>Contacts</u>	<u>Units</u>	<u>Avg/Cont</u>
Chore	8	80	10.0	Adult Daycare	1	8	8.0
Emergency Response System	1	1	1.0	Case Management	10	28	2.8
<b>Jackson</b>				<b>Louisia</b>			
	<u>Contacts</u>	<u>Units</u>	<u>Avg/Cont</u>		<u>Contacts</u>	<u>Units</u>	<u>Avg/Cont</u>
Adult Daycare	2	10	5.0	Chore	25	383	15.3
Assisted Transportation	2	35	17.5	HD Meals	1	60	60.0
Case Management	1	10	10.0	Home Repair	3	132	44.0
Chore	13	138	10.6	Homemaker	1	57	57.0
HD Meals	4	124	31.0	Material Aide	7	7	1.0
Home Repair	9	9	1.0	Personal Care	3	720	240.0
Respite	1	10	10.0	Transportation	1	50	50.0
Transportation	3	15	5.0	Visiting	10	114	11.4
Visiting	4	20	5.0	<b>Lucas</b>			
<b>Jasper</b>					<u>Contacts</u>	<u>Units</u>	<u>Avg/Cont</u>
	<u>Contacts</u>	<u>Units</u>	<u>Avg/Cont</u>	Mental Health Outreach	1	16	16.0
Adult Daycare	1	48	48.0	<b>Lyon</b>			
<b>Jefferson</b>					<u>Contacts</u>	<u>Units</u>	<u>Avg/Cont</u>
	<u>Contacts</u>	<u>Units</u>	<u>Avg/Cont</u>	Homemaker	5	10	2.0
Homemaker	2	31	15.5	Legal Assistance	1	2	2.0
Legal Assistance	3	7	2.3	<b>Madison</b>			
<b>Johnson</b>					<u>Contacts</u>	<u>Units</u>	<u>Avg/Cont</u>
	<u>Contacts</u>	<u>Units</u>	<u>Avg/Cont</u>	Adult Daycare	19	1,748	92.0
Adult Daycare	2	14	7.0	Assisted Transportation	12	72	6.0
Case Management	10	30	3.0	Chore	84	636	7.6
Emergency Response System	1	1	1.0	Home Repair	3	3	1.0
HD Meals	17	445	26.2	Transportation	12	104	8.7
Home Repair	2	6	3.0	Visiting	29	305	10.5
Material Aide	4	4	1.0	<b>Mahaska</b>			
Mental Health Outreach	5	20	4.0		<u>Contacts</u>	<u>Units</u>	<u>Avg/Cont</u>
RSVP	1	8	8.0	Chore	3	9	3.0
Transportation	6	112	18.7	<b>Marion</b>			
<b>Jones</b>					<u>Contacts</u>	<u>Units</u>	<u>Avg/Cont</u>
	<u>Contacts</u>	<u>Units</u>	<u>Avg/Cont</u>	Adult Daycare	10	182	18.2
Adult Daycare	6	72	12.0	Legal Assistance	4	13	3.3
Chore	17	148	8.7	Mental Health Outreach	1	2	2.0
<b>Keokuk</b>				Nutrition Counseling	8	12	1.5
	<u>Contacts</u>	<u>Units</u>	<u>Avg/Cont</u>	Protective Payee Svc	4	4	1.0
Legal Assistance	5	7	1.4	Respite	2	25	12.5
<b>Lee</b>				<b>Marion</b>			
	<u>Contacts</u>	<u>Units</u>	<u>Avg/Cont</u>		<u>Contacts</u>	<u>Units</u>	<u>Avg/Cont</u>
Advocacy	3	10	3.3	Chore	1	4	4.0
Caregiver Support	1	1	1.0	Home Repair	1	1	1.0
HD Meals	1	25	25.0	Homemaker	44	142	3.2
Homemaker	1	80	80.0	Information & Assistance	17	17	1.0
Legal Assistance	2	7	3.5	Mental Health Outreach	1	10	10.0
Material Aide	2	2	1.0	Personal Care	6	34	5.7
Mental Health Outreach	1	4	4.0	Respite	1	1	1.0
Protective Payee Svc	2	2	1.0	Transportation	12	14	1.2
Transportation	2	26	13.0				
Visiting	439	439	1.0				

## Unmet Needs by County (SFY07)

### Marshall

	<u>Contacts</u>	<u>Units</u>	<u>Avg/Cont</u>
Adult Daycare	30	637	21.2
Caregiver Support	2	2	1.0
Chore	4	16	4.0
Grandparent Relative Support	4	4	1.0
Material Aide	11	11	1.0
Mental Health Outreach	8	64	8.0
RSVP	31	198	6.4
Transportation	1	50	50.0
Visiting	7	91	13.0

### Mills

	<u>Contacts</u>	<u>Units</u>	<u>Avg/Cont</u>
Chore	11	105	9.5
HD Meals	31	800	25.8

### Monona

	<u>Contacts</u>	<u>Units</u>	<u>Avg/Cont</u>
HD Meals	27	621	23.0
Homemaker	1	10	10.0
Transportation	1	16	16.0

### Monroe

	<u>Contacts</u>	<u>Units</u>	<u>Avg/Cont</u>
Adult Daycare	10	480	48.0
Chore	5	40	8.0
Homemaker	4	100	25.0
Legal Assistance	2	5	2.5
Nutrition Counseling	8	16	2.0

### Montgomery

	<u>Contacts</u>	<u>Units</u>	<u>Avg/Cont</u>
Home Repair	2	2	1.0

### Muscatine

	<u>Contacts</u>	<u>Units</u>	<u>Avg/Cont</u>
Adult Daycare	4	65	16.3
Assisted Transportation	6	82	13.7
Chore	2	20	10.0
Congregate Meals	1	25	25.0
Emergency Response System	1	1	1.0
HD Meals	2	62	31.0
Home Repair	6	6	1.0
Material Aide	3	3	1.0
Mental Health Outreach	1	16	16.0
Senior Center	3	45	15.0
Transportation	7	100	14.3

### Obrien

	<u>Contacts</u>	<u>Units</u>	<u>Avg/Cont</u>
Chore	1	5	5.0
Legal Assistance	2	12	6.0
Material Aide	1	2	2.0
Preventive Health Promotion	438	735	1.7
Respite	1	32	32.0
Visiting	9	108	12.0

### Osceola

	<u>Contacts</u>	<u>Units</u>	<u>Avg/Cont</u>
Adult Daycare	5	200	40.0
Home Repair	8	8	1.0
Nutrition Counseling	6	24	4.0
Respite	2	16	8.0
Visiting	9	90	10.0

### Page

	<u>Contacts</u>	<u>Units</u>	<u>Avg/Cont</u>
Emergency Response System	1	1	1.0
HD Meals	38	1,120	29.5
Homemaker	4	40	10.0

### Palo Alto

	<u>Contacts</u>	<u>Units</u>	<u>Avg/Cont</u>
Assisted Transportation	2	5	2.5

### Plymouth

	<u>Contacts</u>	<u>Units</u>	<u>Avg/Cont</u>
Chore	2	8	4.0
Emergency Response System	1	1	1.0
Home Repair	11	11	1.0
Visiting	16	320	20.0

### Pocahontas

	<u>Contacts</u>	<u>Units</u>	<u>Avg/Cont</u>
Chore	2	3	1.5

### Polk

	<u>Contacts</u>	<u>Units</u>	<u>Avg/Cont</u>
Adult Daycare	13	156	12.0
Assisted Transportation	1	2	2.0
Case Management	353	1,059	3.0
Homemaker	8	116	14.5
Information & Assistance	9	9	1.0
Respite	2	14	7.0
Transportation	134	298	2.2
Visiting	87	348	4.0

### Pottawattamie

	<u>Contacts</u>	<u>Units</u>	<u>Avg/Cont</u>
Assisted Transportation	13	180	13.8
Chore	11	350	31.8
HD Meals	28	870	31.1
Home Repair	25	25	1.0
Homemaker	5	150	30.0
Legal Assistance	1	1	1.0
Respite	17	436	25.6

## Unmet Needs by County (SFY07)

### Poweshiek

	<u>Contacts</u>	<u>Units</u>	<u>Avg/Cont</u>
Adult Daycare	21	345	16.4
Chore	5	10	2.0
Counseling	1	1	1.0
Home Repair	1	1	1.0
Material Aide	4	4	1.0
Mental Health Outreach	6	16	2.7
Protective Payee Svc	2	2	1.0
Reassurance	28	445	15.9
Transportation	5	10	2.0
Visiting	50	500	10.0

### Ringgold

	<u>Contacts</u>	<u>Units</u>	<u>Avg/Cont</u>
Chore	4	90	22.5
Emergency Response System	11	11	1.0
HD Meals	11	398	36.2
Home Repair	2	2	1.0
Homemaker	11	160	14.5
Transportation	2	110	55.0

### Scott

	<u>Contacts</u>	<u>Units</u>	<u>Avg/Cont</u>
Assisted Transportation	4	22	5.5
Chore	4	29	7.3
Congregate Meals	1	1	1.0
Emergency Response System	1	1	1.0
HD Meals	3	62	20.7
Home Repair	9	9	1.0
Homemaker	1	10	10.0
Material Aide	7	7	1.0
Mental Health Outreach	5	79	15.8
Outreach	1	10	10.0
Personal Care	1	1	1.0
Respite	3	81	27.0
Senior Center	2	25	12.5
Transportation	3	35	11.7
Visiting	1	1	1.0

### Shelby

	<u>Contacts</u>	<u>Units</u>	<u>Avg/Cont</u>
Assisted Transportation	12	24	2.0
Chore	12	24	2.0
Medication Management	12	24	2.0
Respite	1	1	1.0

### Sioux

	<u>Contacts</u>	<u>Units</u>	<u>Avg/Cont</u>
Chore	87	609	7.0
HD Meals	2	46	23.0
Health WEC	32	32	1.0
Homemaker	13	49	3.8
Legal Assistance	2	5	2.5
Mental Health Outreach	20	317	15.9
Respite	2	16	8.0
Transportation	2	4	2.0
Visiting	56	482	8.6

### Story

	<u>Contacts</u>	<u>Units</u>	<u>Avg/Cont</u>
Adult Daycare	40	1,168	29.2
Chore	150	300	2.0
Mental Health Outreach	60	240	4.0

### Tama

	<u>Contacts</u>	<u>Units</u>	<u>Avg/Cont</u>
Home Repair	8	28	3.5
Mental Health Outreach	3	9	3.0
Nutrition Counseling	1	1	1.0
Reassurance	40	200	5.0
Transportation	12	82	6.8
Visiting	40	400	10.0

### Taylor

	<u>Contacts</u>	<u>Units</u>	<u>Avg/Cont</u>
Chore	5	110	22.0
Emergency Response System	12	12	1.0
HD Meals	11	441	40.1
Homemaker	12	236	19.7
Transportation	2	80	40.0

### Union

	<u>Contacts</u>	<u>Units</u>	<u>Avg/Cont</u>
Chore	6	170	28.3
Emergency Response System	10	10	1.0
HD Meals	13	417	32.1
Homemaker	12	285	23.8
Legal Assistance	1	3	3.0
Respite	1	40	40.0
Transportation	6	170	28.3

### Van Buren

	<u>Contacts</u>	<u>Units</u>	<u>Avg/Cont</u>
Legal Assistance	3	10	3.3

### Wapello

	<u>Contacts</u>	<u>Units</u>	<u>Avg/Cont</u>
Adult Daycare	5	60	12.0
Home Repair	18	18	1.0
Legal Assistance	6	22	3.7
Visiting	3	30	10.0

## Unmet Needs by County (SFY07)

### Warren

	<u>Contacts</u>	<u>Units</u>	<u>Avg/Cont</u>
Assessment & Intervention	1	2	2.0
Assisted Transportation	5	10	2.0
Chore	15	46	3.1
Homemaker	75	112	1.5
Personal Care	34	46	1.4
Respite	5	22	4.4
Transportation	8	28	3.5

### Washington

	<u>Contacts</u>	<u>Units</u>	<u>Avg/Cont</u>
Home Repair	1	1	1.0
Material Aide	1	4	4.0

### Wayne

	<u>Contacts</u>	<u>Units</u>	<u>Avg/Cont</u>
Homemaker	44	295	6.7
Legal Assistance	1	1	1.0

### Webster

	<u>Contacts</u>	<u>Units</u>	<u>Avg/Cont</u>
Legal Assistance	7	37	5.3

### Winneshiek

	<u>Contacts</u>	<u>Units</u>	<u>Avg/Cont</u>
Adult Daycare	6	101	16.8
Assisted Transportation	13	170	13.1
Chore	4	30	7.5
Emergency Response System	20	20	1.0
HD Meals	15	267	17.8
Homemaker	31	139	4.5
Mental Health Outreach	5	45	9.0
Personal Care	7	60	8.6
Protective Payee Svc	2	10	5.0
Respite	1	20	20.0

### Woodbury

	<u>Contacts</u>	<u>Units</u>	<u>Avg/Cont</u>
Emergency Response System	6	6	1.0
HD Meals	10	230	23.0
Home Repair	5	5	1.0
Homemaker	31	190	6.1
Information & Assistance	1	4	4.0
Material Aide	12	12	1.0
Personal Care	21	75	3.6
Respite	13	2,720	209.2
Transportation	10	100	10.0
Visiting	20	400	20.0

## Unmet Needs by County, Service and Reason (SFY07)

### Adair

	<u>Contacts</u>	<u>Units</u>	<u>Avg/Cont</u>
<b>Chore</b>			
No Funding Source	3	80	26.7
<b>Emergency Response System</b>			
No Funding Source	4	4	1.0
<b>HD Meals</b>			
No Funding Source	4	121	30.3
<b>Homemaker</b>			
No Funding Source	4	90	22.5
<b>Transportation</b>			
Funding Source Inadequate to Cover Costs	1	30	30.0
No Funding Source	1	50	50.0

### Adams

	<u>Contacts</u>	<u>Units</u>	<u>Avg/Cont</u>
<b>Chore</b>			
Funding Source Inadequate to Cover Costs	7	150	21.4
No Provider Available	1	20	20.0
Unable to Staff Number of Hours	1	20	20.0
<b>Emergency Response System</b>			
No Funding Source	5	5	1.0
<b>HD Meals</b>			
Funding Source Inadequate to Cover Costs	2	62	31.0
No Funding Source	5	225	45.0
<b>Homemaker</b>			
Funding Source Inadequate to Cover Costs	1	30	30.0
No Funding Source	4	90	22.5
<b>Respite</b>			
Funding Source Inadequate to Cover Costs	1	30	30.0
<b>Transportation</b>			
Funding Source Inadequate to Cover Costs	3	90	30.0

### Allamakee

	<u>Contacts</u>	<u>Units</u>	<u>Avg/Con</u>
<b>Adult Daycare</b>			
No Provider Available	1	20	20.0
<b>Assisted Transportation</b>			
No Provider Available	10	185	18.5
Unable to Staff Number of Hours	1	10	10.0
<b>Chore</b>			
No Provider Available	11	51	4.6
<b>Emergency Response System</b>			
No Funding Source	3	3	1.0
<b>HD Meals</b>			
No Funding Source	5	70	14.0
<b>Homemaker</b>			
No Funding Source	1	5	5.0
<b>Mental Health Outreach</b>			
No Funding Source	1	20	20.0
<b>Respite</b>			
No Funding Source	2	40	20.0
<b>Appanoose</b>			
<b>Emergency Response System</b>			
Unable to Staff Number of Hours	30	30	1.0
<b>Home Repair</b>			
Funding Source Inadequate to Cover Costs	1	1	1.0
<b>Homemaker</b>			
Funding Source Inadequate to Cover Costs	92	672	7.3
Unable to Staff Number of Hours	12	110	9.2
<b>Legal Assistance</b>			
Funding Source Inadequate to Cover Costs	3	13	4.3
<b>Personal Care</b>			
Funding Source Inadequate to Cover Costs	21	160	7.6
<b>Benton</b>			
<b>Emergency Response System</b>			
No Provider Available	2	2	1.0
<b>Material Aide</b>			
Funding Source Inadequate to Cover Costs	1	1	1.0

## Unmet Needs by County, Service and Reason (SFY07)

### Black Hawk

	<u>Contacts</u>	<u>Units</u>	<u>Avg/Cont</u>
<b>Home Repair</b>			
Funding Source Inadequate to Cover Costs	1	1	1.0
No Funding Source	12	12	1.0
<b>Homemaker</b>			
No Funding Source	2	14	7.0
<b>Legal Assistance</b>			
Other	8	8	1.0
<b>Mental Health Outreach</b>			
Other	1	4	4.0
<b>Personal Care</b>			
Other	1	10	10.0
<b>Transportation</b>			
No Provider Available	1	4	4.0

### Boone

	<u>Contacts</u>	<u>Units</u>	<u>Avg/Cont</u>
<b>Assisted Transportation</b>			
Funding Source Inadequate to Cover Costs	101	187	1.9
No Funding Source	23	46	2.0
<b>Chore</b>			
No Provider Available	1	4	4.0
<b>Transportation</b>			
Funding Source Inadequate to Cover Costs	116	218	1.9
No Funding Source	37	74	2.0

### Bremer

	<u>Contacts</u>	<u>Units</u>	<u>Avg/Cont</u>
<b>Adult Daycare</b>			
No Provider Available	2	30	15.0
<b>Chore</b>			
No Provider Available	1	10	10.0
<b>Material Aide</b>			
Other	1	1	1.0
<b>Nutrition Counseling</b>			
No Funding Source	4	4	1.0
<b>Transportation</b>			
No Funding Source	4	20	5.0
<b>Visiting</b>			
Unable to Staff Number of Hours	5	60	12.0

### Buchanan

	<u>Contacts</u>	<u>Units</u>	<u>Avg/Cont</u>
<b>Adult Consumer Protection Svc</b>			
No Provider Available	1	1	1.0
<b>Caregiver Support</b>			
Funding Source Inadequate to Cover Costs	3	3	1.0
<b>Case Management</b>			
Other	3	3	1.0
<b>Emergency Response System</b>			
Funding Source Inadequate to Cover Costs	1	1	1.0
Other	4	4	1.0
<b>Home Repair</b>			
No Funding Source	1	1	1.0
<b>Legal Assistance</b>			
No Provider Available	3	3	1.0
Unable to Staff Number of Hours	4	4	1.0
<b>Medication Management</b>			
Other	1	1	1.0
<b>Mental Health Outreach</b>			
No Provider Available	1	4	4.0
Other	4	4	1.0
<b>Respite</b>			
Funding Source Inadequate to Cover Costs	2	3	1.5
<b>Transportation</b>			
Funding Source Inadequate to Cover Costs	1	10	10.0
No Provider Available	2	13	6.5
Other	1	1	1.0
<b>Visiting</b>			
Unable to Staff Number of Hours	6	400	66.7
<b>Buena Vista</b>			
<b>Adult Daycare</b>			
No Provider Available	1	72	72.0
<b>Homemaker</b>			
Funding Source Inadequate to Cover Costs	6	11	1.8
<b>Legal Assistance</b>			
Unable to Staff Number of Hours	2	23	11.5
<b>Personal Care</b>			
Funding Source Inadequate to Cover Costs	9	42	4.7

## Unmet Needs by County, Service and Reason (SFY07)

<b><u>Butler</u></b>				<b><u>Cedar</u></b>			
	<u>Contacts</u>	<u>Units</u>	<u>Avg/Cont</u>		<u>Contacts</u>	<u>Units</u>	<u>Avg/Cont</u>
<b>HD Meals</b>				<b>Adult Daycare</b>			
Other	2	62	31.0	Unable to Staff Number of Hours	2	16	8.0
<b>Material Aide</b>				<b>Chore</b>			
Funding Source Inadequate to Cover Costs	1	1	1.0	No Provider Available	5	100	20.0
<b>Respite</b>				<b>HD Meals</b>			
No Provider Available	1	10	10.0	No Provider Available	2	20	10.0
Unable to Staff Number of Hours	1	10	10.0	<b>Mental Health Outreach</b>			
<b>Transportation</b>				No Provider Available			
Funding Source Inadequate to Cover Costs	3	22	7.3	5			
<b>Visiting</b>				<b>Respite</b>			
No Provider Available	5	70	14.0	Funding Source Inadequate to Cover Costs	2	40	20.0
<b><u>Carroll</u></b>				<b><u>Cerro Gordo</u></b>			
	<u>Contacts</u>	<u>Units</u>	<u>Avg/Cont</u>		<u>Contacts</u>	<u>Units</u>	<u>Avg/Cont</u>
<b>Chore</b>				<b>Homemaker</b>			
Funding Source Inadequate to Cover Costs	6	44	7.3	Funding Source Inadequate to Cover Costs	6	29	4.8
<b>Homemaker</b>				<b>Legal Assistance</b>			
Funding Source Inadequate to Cover Costs	39	42	1.1	Funding Source Inadequate to Cover Costs	33	132	4.0
<b>Legal Assistance</b>				<b>Personal Care</b>			
Funding Source Inadequate to Cover Costs	2	10	5.0	Funding Source Inadequate to Cover Costs	15	131	8.7
<b>Personal Care</b>				<b><u>Cherokee</u></b>			
Funding Source Inadequate to Cover Costs	30	30	1.0		<u>Contacts</u>	<u>Units</u>	<u>Avg/Cont</u>
<b><u>Cass</u></b>				<b>Adult Daycare</b>			
	<u>Contacts</u>	<u>Units</u>	<u>Avg/Cont</u>	No Provider Available	12	1,898	158.2
<b>Assisted Transportation</b>				<b>HD Meals</b>			
No Provider Available	18	18	1.0	No Provider Available	4	124	31.0
<b>Emergency Response System</b>				<b>Home Repair</b>			
No Funding Source	75	75	1.0	Other	12	12	1.0
<b>Homemaker</b>				<b>Preventive Health Promotion</b>			
Unable to Staff Number of Hours	6	15	2.5	No Funding Source	1	5	5.0
<b>Legal Assistance</b>				<b><u>Chickasaw</u></b>			
No Provider Available	7	7	1.0		<u>Contacts</u>	<u>Units</u>	<u>Avg/Cont</u>
<b>Material Aide</b>				<b>Adult Daycare</b>			
Other	1	1	1.0	No Provider Available	2	40	20.0
<b>Personal Care</b>				<b>HD Meals</b>			
Unable to Staff Number of Hours	8	11	1.4	No Provider Available	1	12	12.0
				<b>Home Repair</b>			
				Funding Source Inadequate to Cover Costs	1	1	1.0
				<b>Mental Health Outreach</b>			
				No Provider Available	1	4	4.0
				<b>Transportation</b>			
				No Funding Source	20	150	7.5
				<b>Visiting</b>			
				No Provider Available	7	110	15.7

## Unmet Needs by County, Service and Reason (SFY07)

### Clarke

	<u>Contacts</u>	<u>Units</u>	<u>Avg/Cont</u>
<b>Chore</b>			
Funding Source Inadequate to Cover Costs	1	30	30.0
No Funding Source	1	30	30.0
<b>Emergency Response System</b>			
No Funding Source	6	6	1.0
<b>HD Meals</b>			
No Funding Source	6	180	30.0
<b>Home Repair</b>			
Funding Source Inadequate to Cover Costs	2	2	1.0
<b>Homemaker</b>			
Funding Source Inadequate to Cover Costs	1	25	25.0
No Funding Source	10	225	22.5
<b>Legal Assistance</b>			
No Funding Source	3	5	1.7
<b>Respite</b>			
No Funding Source	1	30	30.0
<b>Transportation</b>			
Funding Source Inadequate to Cover Costs	6	190	31.7
<b>Clay</b>			
	<u>Contacts</u>	<u>Units</u>	<u>Avg/Cont</u>
<b>Assisted Transportation</b>			
Funding Source Inadequate to Cover Costs	3	33	11.0
<b>Legal Assistance</b>			
Funding Source Inadequate to Cover Costs	1	6	6.0
<b>Material Aide</b>			
No Funding Source	1	1	1.0
<b>Respite</b>			
No Provider Available	1	4	4.0
<b>Visiting</b>			
Unable to Staff Number of Hours	1	3	3.0

### Clayton

	<u>Contacts</u>	<u>Units</u>	<u>Avg/Cont</u>
<b>Adult Daycare</b>			
No Provider Available	3	55	18.3
<b>Assisted Transportation</b>			
No Provider Available	2	30	15.0
<b>Chore</b>			
No Provider Available	15	93	6.2
<b>Congregate Meals</b>			
No Provider Available	1	23	23.0
<b>Emergency Response System</b>			
No Funding Source	16	16	1.0
<b>HD Meals</b>			
No Provider Available	15	242	16.1
<b>Home Repair</b>			
No Funding Source	1	10	10.0
<b>Mental Health Outreach</b>			
No Funding Source	4	60	15.0
<b>Personal Care</b>			
Funding Source Inadequate to Cover Costs	1	20	20.0
No Funding Source	2	10	5.0
<b>Respite</b>			
No Funding Source	1	20	20.0



## Unmet Needs by County, Service and Reason (SFY07)

### Clinton

	<u>Contacts</u>	<u>Units</u>	<u>Avg/Cont</u>
<b>Assisted Transportation</b>			
No Provider Available	1	10	10.0
<b>Caregiver Support</b>			
No Provider Available	1	1	1.0
<b>Chore</b>			
No Provider Available	1	10	10.0
<b>Emergency Response System</b>			
Funding Source Inadequate to Cover Costs	1	1	1.0
<b>HD Meals</b>			
Funding Source Inadequate to Cover Costs	1	31	31.0
<b>Home Repair</b>			
Funding Source Inadequate to Cover Costs	1	1	1.0
<b>Homemaker</b>			
Funding Source Inadequate to Cover Costs	1	15	15.0
<b>Material Aide</b>			
No Funding Source	1	1	1.0
<b>Mental Health Outreach</b>			
No Provider Available	5	28	5.6
<b>Nutrition Counseling</b>			
No Provider Available	41	176	4.3
Other	2	16	8.0
<b>Outreach</b>			
No Provider Available	11	14	1.3
<b>Personal Care</b>			
Funding Source Inadequate to Cover Costs	1	31	31.0
<b>Protective Payee Svc</b>			
No Provider Available	1	8	8.0
<b>Respite</b>			
No Funding Source	2	50	25.0
<b>Senior Center</b>			
Funding Source Inadequate to Cover Costs	1	15	15.0
<b>Transportation</b>			
Funding Source Inadequate to Cover Costs	1	10	10.0
<b>Visiting</b>			
No Provider Available	2	10	5.0

### Dallas

	<u>Contacts</u>	<u>Units</u>	<u>Avg/Con</u>
<b>Chore</b>			
No Provider Available	7	40	5.7
<b>Material Aide</b>			
Funding Source Inadequate to Cover Costs	1	1	1.0
<b>Transportation</b>			
No Provider Available	10	20	2.0
Unable to Staff Number of Hours	17	34	2.0
<b>Davis</b>			
<b>Homemaker</b>			
Funding Source Inadequate to Cover Costs	6	73	12.2
Unable to Staff Number of Hours	1	3	3.0
<b>Decatur</b>			
<b>Chore</b>			
Funding Source Inadequate to Cover Costs	4	120	30.0
No Funding Source	1	30	30.0
<b>Emergency Response System</b>			
No Funding Source	11	11	1.0
<b>HD Meals</b>			
No Funding Source	9	319	35.4
<b>Homemaker</b>			
Funding Source Inadequate to Cover Costs	1	15	15.0
No Funding Source	8	185	23.1
<b>Respite</b>			
Funding Source Inadequate to Cover Costs	2	50	25.0
No Funding Source	1	14	14.0
<b>Transportation</b>			
Funding Source Inadequate to Cover Costs	4	160	40.0
<b>Delaware</b>			
<b>Chore</b>			
No Funding Source	2	6	3.0
<b>HD Meals</b>			
No Funding Source	3	26	8.7
No Provider Available	1	25	25.0
<b>Nutrition Counseling</b>			
No Funding Source	1	1	1.0
<b>Respite</b>			
Funding Source Inadequate to Cover Costs	1	15	15.0
<b>Transportation</b>			
Unable to Staff Number of Hours	1	2	2.0

## Unmet Needs by County, Service and Reason (SFY07)

### Des Moines

	<u>Contacts</u>	<u>Units</u>	<u>Avg/Cont</u>
<b>Advocacy</b>			
No Provider Available	3	15	5.0
<b>Chore</b>			
Funding Source Inadequate to Cover Costs	1	4	4.0
<b>Counseling</b>			
No Provider Available	2	12	6.0
<b>Homemaker</b>			
Unable to Staff Number of Hours	1	24	24.0
<b>Legal Assistance</b>			
Unable to Staff Number of Hours	4	12	3.0
<b>Material Aide</b>			
Funding Source Inadequate to Cover Costs	1	2	2.0
No Funding Source	1	1	1.0
<b>Mental Health Outreach</b>			
Other	2	17	8.5
<b>Respite</b>			
Unable to Staff Number of Hours	1	40	40.0
<b>Visiting</b>			
No Provider Available	1	4	4.0
<b>Dickinson</b>			
	<u>Contacts</u>	<u>Units</u>	<u>Avg/Cont</u>
<b>Adult Daycare</b>			
No Provider Available	41	4,576	111.6
<b>Legal Assistance</b>			
No Funding Source	1	2	2.0
<b>Dubuque</b>			
	<u>Contacts</u>	<u>Units</u>	<u>Avg/Cont</u>
<b>Emergency Response System</b>			
Funding Source Inadequate to Cover Costs	3	3	1.0
<b>HD Meals</b>			
No Funding Source	1	31	31.0
Other	1	31	31.0
<b>Home Repair</b>			
Funding Source Inadequate to Cover Costs	2	2	1.0
<b>Material Aide</b>			
Funding Source Inadequate to Cover Costs	3	3	1.0
No Funding Source	4	4	1.0
<b>Nutrition Counseling</b>			
Funding Source Inadequate to Cover Costs	2	4	2.0
<b>Respite</b>			
Unable to Staff Number of Hours	3	42	14.0

### Emmet

	<u>Contacts</u>	<u>Units</u>	<u>Avg/Cont</u>
<b>Adult Daycare</b>			
No Provider Available	15	1,920	128.0
<b>Assisted Transportation</b>			
No Provider Available	26	47	1.8
<b>Homemaker</b>			
Funding Source Inadequate to Cover Costs	53	103	1.9
<b>Personal Care</b>			
Funding Source Inadequate to Cover Costs	10	57	5.7
<b>Reassurance</b>			
Funding Source Inadequate to Cover Costs	6	62	10.3
<b>Transportation</b>			
No Provider Available	24	240	10.0
<b>Fayette</b>			
	<u>Contacts</u>	<u>Units</u>	<u>Avg/Cont</u>
<b>Adult Consumer Protection Svc</b>			
No Provider Available	1	1	1.0
<b>Adult Daycare</b>			
No Provider Available	2	43	21.5
<b>Assisted Transportation</b>			
Funding Source Inadequate to Cover Costs	1	5	5.0
<b>Chore</b>			
No Provider Available	11	60	5.5
<b>Emergency Response System</b>			
No Funding Source	37	37	1.0
<b>HD Meals</b>			
No Funding Source	5	76	15.2
<b>Homemaker</b>			
No Funding Source	8	37	4.6
<b>Mental Health Outreach</b>			
No Funding Source	6	100	16.7
No Provider Available	7	66	9.4
<b>Personal Care</b>			
No Funding Source	3	17	5.7
<b>Respite</b>			
Funding Source Inadequate to Cover Costs	1	30	30.0

## Unmet Needs by County, Service and Reason (SFY07)

### Grundy

	<u>Contacts</u>	<u>Units</u>	<u>Avg/Cont</u>
<b>Assisted Transportation</b>			
No Provider Available	4	16	4.0
<b>Home Repair</b>			
Funding Source Inadequate to Cover Costs	2	2	1.0
<b>Mental Health Outreach</b>			
Other	1	4	4.0
<b>Reassurance</b>			
No Provider Available	12	200	16.7
<b>Transportation</b>			
No Provider Available	16	40	2.5
<b>Visiting</b>			
No Provider Available	8	200	25.0
<b>Hamilton</b>			
	<u>Contacts</u>	<u>Units</u>	<u>Avg/Cont</u>
<b>Health WEC</b>			
Funding Source Inadequate to Cover Costs	1	2	2.0
<b>Transportation</b>			
Funding Source Inadequate to Cover Costs	2	26	13.0
No Provider Available	1	1	1.0
<b>Hardin</b>			
	<u>Contacts</u>	<u>Units</u>	<u>Avg/Cont</u>
<b>Adult Daycare</b>			
No Provider Available	13	234	18.0
<b>Chore</b>			
No Provider Available	2	20	10.0
<b>Counseling</b>			
No Provider Available	1	1	1.0
<b>Material Aide</b>			
Funding Source Inadequate to Cover Costs	2	3	1.5
No Funding Source	1	1	1.0
No Provider Available	1	1	1.0
<b>Mental Health Outreach</b>			
No Provider Available	6	36	6.0
<b>RSVP</b>			
No Provider Available	31	240	7.7
<b>Senior Center</b>			
No Provider Available	2	20	10.0
<b>Transportation</b>			
Funding Source Inadequate to Cover Costs	2	14	7.0
Unable to Staff Number of Hours	3	28	9.3
<b>Visiting</b>			
No Provider Available	20	105	5.3

### Harrison

	<u>Contacts</u>	<u>Units</u>	<u>Avg/Cont</u>
<b>Assessment &amp; Intervention</b>			
No Funding Source	5	5	1.0
<b>Assisted Transportation</b>			
Funding Source Inadequate to Cover Costs	4	9	2.3
Other	4	4	1.0
<b>Caregiver Support</b>			
No Funding Source	2	2	1.0
<b>Case Management</b>			
No Funding Source	2	2	1.0
<b>Chore</b>			
No Provider Available	18	39	2.2
<b>Emergency Response System</b>			
Other	1	1	1.0
<b>Health WEC</b>			
No Funding Source	29	29	1.0
<b>Home Repair</b>			
No Provider Available	2	5	2.5
Unable to Staff Number of Hours	1	1	1.0
<b>Homemaker</b>			
No Provider Available	5	10	2.0
<b>Mental Health Outreach</b>			
No Funding Source	4	4	1.0
<b>Preventive Health Promotion</b>			
No Funding Source	6	6	1.0
<b>Henry</b>			
	<u>Contacts</u>	<u>Units</u>	<u>Avg/Cont</u>
<b>Emergency Response System</b>			
Other	1	1	1.0
<b>HD Meals</b>			
Other	1	20	20.0
<b>Homemaker</b>			
Other	1	4	4.0
<b>Legal Assistance</b>			
Unable to Staff Number of Hours	1	4	4.0

## Unmet Needs by County, Service and Reason (SFY07)

### Howard

	<u>Contacts</u>	<u>Units</u>	<u>Avg/Cont</u>
<b>Chore</b>			
No Funding Source	1	10	10.0
No Provider Available	4	27	6.8

### **Emergency Response System**

No Funding Source	17	17	1.0
-------------------	----	----	-----

### **HD Meals**

No Funding Source	2	61	30.5
-------------------	---	----	------

### **Homemaker**

Funding Source Inadequate to Cover Costs	1	5	5.0
No Funding Source	1	6	6.0

### **Mental Health Outreach**

No Provider Available	3	35	11.7
-----------------------	---	----	------

### **Respite**

No Funding Source	2	20	10.0
-------------------	---	----	------

### Iowa

	<u>Contacts</u>	<u>Units</u>	<u>Avg/Cont</u>
<b>Chore</b>			
No Provider Available	8	80	10.0
<b>Emergency Response System</b>			
No Provider Available	1	1	1.0

### Jackson

	<u>Contacts</u>	<u>Units</u>	<u>Avg/Con</u>
<b>Adult Daycare</b>			
Funding Source Inadequate to Cover Costs	2	10	5.0

### **Assisted Transportation**

No Provider Available	1	31	31.0
Unable to Staff Number of Hours	1	4	4.0

### **Case Management**

No Provider Available	1	10	10.0
-----------------------	---	----	------

### **Chore**

Funding Source Inadequate to Cover Costs	1	10	10.0
No Funding Source	2	28	14.0
No Provider Available	8	80	10.0
Other	2	20	10.0

### **HD Meals**

No Provider Available	4	124	31.0
-----------------------	---	-----	------

### **Home Repair**

Funding Source Inadequate to Cover Costs	5	5	1.0
No Funding Source	4	4	1.0

### **Respite**

Funding Source Inadequate to Cover Costs	1	10	10.0
--	---	----	------

### **Transportation**

No Provider Available	1	5	5.0
Unable to Staff Number of Hours	2	10	5.0

### **Visiting**

No Provider Available	4	20	5.0
-----------------------	---	----	-----

### Jasper

	<u>Contacts</u>	<u>Units</u>	<u>Avg/Con</u>
<b>Adult Daycare</b>			
Unable to Staff Number of Hours	1	48	48.0

### Jefferson

	<u>Contacts</u>	<u>Units</u>	<u>Avg/Con</u>
<b>Homemaker</b>			
Funding Source Inadequate to Cover Costs	2	31	15.5
<b>Legal Assistance</b>			
Funding Source Inadequate to Cover Costs	3	7	2.3

## Unmet Needs by County, Service and Reason (SFY07)

### Johnson

	<u>Contacts</u>	<u>Units</u>	<u>Avg/Cont</u>
<b>Adult Daycare</b>			
Funding Source Inadequate to Cover Costs	2	14	7.0
<b>Case Management</b>			
Unable to Staff Number of Hours	10	30	3.0
<b>Emergency Response System</b>			
Unable to Staff Number of Hours	1	1	1.0
<b>HD Meals</b>			
Funding Source Inadequate to Cover Costs	17	445	26.2
<b>Home Repair</b>			
No Funding Source	2	6	3.0
<b>Material Aide</b>			
No Provider Available	4	4	1.0
<b>Mental Health Outreach</b>			
Unable to Staff Number of Hours	5	20	4.0
<b>RSVP</b>			
Unable to Staff Number of Hours	1	8	8.0
<b>Transportation</b>			
No Funding Source	1	12	12.0
Other	1	20	20.0
Unable to Staff Number of Hours	4	80	20.0
<b>Jones</b>			
	<u>Contacts</u>	<u>Units</u>	<u>Avg/Cont</u>
<b>Adult Daycare</b>			
Funding Source Inadequate to Cover Costs	6	72	12.0
<b>Chore</b>			
No Provider Available	17	148	8.7
<b>Keokuk</b>			
	<u>Contacts</u>	<u>Units</u>	<u>Avg/Cont</u>
<b>Legal Assistance</b>			
Funding Source Inadequate to Cover Costs	5	7	1.4

### Lee

	<u>Contacts</u>	<u>Units</u>	<u>Avg/Cont</u>
<b>Advocacy</b>			
No Provider Available	3	10	3.3
<b>Caregiver Support</b>			
Other	1	1	1.0
<b>HD Meals</b>			
No Provider Available	1	25	25.0
<b>Homemaker</b>			
Funding Source Inadequate to Cover Costs	1	80	80.0
<b>Legal Assistance</b>			
Unable to Staff Number of Hours	2	7	3.5
<b>Material Aide</b>			
No Funding Source	2	2	1.0
<b>Mental Health Outreach</b>			
Other	1	4	4.0
<b>Protective Payee Svc</b>			
No Provider Available	2	2	1.0
<b>Transportation</b>			
Other	2	26	13.0
<b>Visiting</b>			
Funding Source Inadequate to Cover Costs	37	37	1.0
No Funding Source	402	402	1.0

## Unmet Needs by County, Service and Reason (SFY07)

<u>Linn</u>	<u>Contacts</u>	<u>Units</u>	<u>Avg/Cont</u>	<u>Lyon</u>	<u>Contacts</u>	<u>Units</u>	<u>Avg/Cont</u>
<b>Adult Daycare</b>				<b>Adult Daycare</b>			
No Provider Available	1	8	8.0	No Provider Available	19	1,748	92.0
<b>Case Management</b>				<b>Assisted Transportation</b>			
Unable to Staff Number of Hours	10	28	2.8	No Provider Available	12	72	6.0
<b>Chore</b>				<b>Chore</b>			
Funding Source Inadequate to Cover Costs	15	223	14.9	No Provider Available	84	636	7.6
No Provider Available	4	64	16.0	<b>Home Repair</b>			
Unable to Staff Number of Hours	6	96	16.0	Funding Source Inadequate to Cover Costs	3	3	1.0
<b>HD Meals</b>				<b>Transportation</b>			
Funding Source Inadequate to Cover Costs	1	60	60.0	No Provider Available	12	104	8.7
<b>Home Repair</b>				<b>Visiting</b>			
Funding Source Inadequate to Cover Costs	1	48	48.0	No Provider Available	29	305	10.5
No Funding Source	2	84	42.0	<b>Madison</b>	<u>Contacts</u>	<u>Units</u>	<u>Avg/Cont</u>
<b>Homemaker</b>				<b>Chore</b>			
Funding Source Inadequate to Cover Costs	1	57	57.0	Unable to Staff Number of Hours	3	9	3.0
<b>Material Aide</b>				<b>Mahaska</b>	<u>Contacts</u>	<u>Units</u>	<u>Avg/Cont</u>
Funding Source Inadequate to Cover Costs	1	1	1.0	<b>Adult Daycare</b>			
No Funding Source	6	6	1.0	No Provider Available	10	182	18.2
<b>Personal Care</b>				<b>Legal Assistance</b>			
Funding Source Inadequate to Cover Costs	3	720	240.0	Funding Source Inadequate to Cover Costs	4	13	3.3
<b>Transportation</b>				<b>Mental Health Outreach</b>			
Unable to Staff Number of Hours	1	50	50.0	Funding Source Inadequate to Cover Costs	1	2	2.0
<b>Visiting</b>				<b>Nutrition Counseling</b>			
No Provider Available	10	114	11.4	No Provider Available	8	12	1.5
<b>Louisa</b>	<u>Contacts</u>	<u>Units</u>	<u>Avg/Cont</u>	<b>Protective Payee Svc</b>			
<b>Mental Health Outreach</b>				No Provider Available	4	4	1.0
No Provider Available	1	16	16.0	<b>Respite</b>			
<b>Lucas</b>	<u>Contacts</u>	<u>Units</u>	<u>Avg/Cont</u>	Unable to Staff Number of Hours	2	25	12.5
<b>Homemaker</b>							
Unable to Staff Number of Hours	5	10	2.0				
<b>Legal Assistance</b>							
Funding Source Inadequate to Cover Costs	1	2	2.0				

## Unmet Needs by County, Service and Reason (SFY07)

### Marion

	<u>Contacts</u>	<u>Units</u>	<u>Avg/Cont</u>
<b>Chore</b>			
Funding Source Inadequate to Cover Costs	1	4	4.0
<b>Home Repair</b>			
No Provider Available	1	1	1.0
<b>Homemaker</b>			
Unable to Staff Number of Hours	44	142	3.2
<b>Information &amp; Assistance</b>			
Unable to Staff Number of Hours	17	17	1.0
<b>Mental Health Outreach</b>			
No Provider Available	1	10	10.0
<b>Personal Care</b>			
Funding Source Inadequate to Cover Costs	5	22	4.4
Other	1	12	12.0
<b>Respite</b>			
Unable to Staff Number of Hours	1	1	1.0
<b>Transportation</b>			
Funding Source Inadequate to Cover Costs	3	5	1.7
No Provider Available	2	2	1.0
Other	1	1	1.0
Unable to Staff Number of Hours	6	6	1.0
<b>Marshall</b>			
	<u>Contacts</u>	<u>Units</u>	<u>Avg/Cont</u>
<b>Adult Daycare</b>			
No Provider Available	30	637	21.2
<b>Caregiver Support</b>			
No Provider Available	2	2	1.0
<b>Chore</b>			
Funding Source Inadequate to Cover Costs	4	16	4.0
<b>Grandparent Relative Support</b>			
No Provider Available	4	4	1.0
<b>Material Aide</b>			
Funding Source Inadequate to Cover Costs	10	10	1.0
No Provider Available	1	1	1.0
<b>Mental Health Outreach</b>			
No Provider Available	8	64	8.0
<b>RSVP</b>			
No Provider Available	31	198	6.4
<b>Transportation</b>			
Unable to Staff Number of Hours	1	50	50.0
<b>Visiting</b>			
No Provider Available	7	91	13.0

### Mills

	<u>Contacts</u>	<u>Units</u>	<u>Avg/Cont</u>
<b>Chore</b>			
No Funding Source	11	105	9.5
<b>HD Meals</b>			
No Funding Source	30	770	25.7
Other	1	30	30.0
<b>Monona</b>			
	<u>Contacts</u>	<u>Units</u>	<u>Avg/Cont</u>
<b>HD Meals</b>			
No Funding Source	23	529	23.0
No Provider Available	4	92	23.0
<b>Homemaker</b>			
No Provider Available	1	10	10.0
<b>Transportation</b>			
No Funding Source	1	16	16.0
<b>Monroe</b>			
	<u>Contacts</u>	<u>Units</u>	<u>Avg/Cont</u>
<b>Adult Daycare</b>			
No Provider Available	10	480	48.0
<b>Chore</b>			
No Provider Available	5	40	8.0
<b>Homemaker</b>			
Funding Source Inadequate to Cover Costs	4	100	25.0
<b>Legal Assistance</b>			
Funding Source Inadequate to Cover Costs	2	5	2.5
<b>Nutrition Counseling</b>			
No Provider Available	8	16	2.0
<b>Montgomery</b>			
	<u>Contacts</u>	<u>Units</u>	<u>Avg/Cont</u>
<b>Home Repair</b>			
Other	2	2	1.0

## Unmet Needs by County, Service and Reason (SFY07)

### Muscatine

	<u>Contacts</u>	<u>Units</u>	<u>Avg/Cont</u>
<b>Adult Daycare</b>			
Funding Source Inadequate to Cover Costs	1	15	15.0
No Provider Available	3	50	16.7
<b>Assisted Transportation</b>			
Funding Source Inadequate to Cover Costs	1	30	30.0
No Provider Available	5	52	10.4
<b>Chore</b>			
Funding Source Inadequate to Cover Costs	1	10	10.0
No Provider Available	1	10	10.0
<b>Congregate Meals</b>			
No Provider Available	1	25	25.0
<b>Emergency Response System</b>			
Funding Source Inadequate to Cover Costs	1	1	1.0
<b>HD Meals</b>			
Funding Source Inadequate to Cover Costs	1	31	31.0
Other	1	31	31.0
<b>Home Repair</b>			
No Funding Source	6	6	1.0
<b>Material Aide</b>			
No Funding Source	3	3	1.0
<b>Mental Health Outreach</b>			
Funding Source Inadequate to Cover Costs	1	16	16.0
<b>Senior Center</b>			
No Provider Available	3	45	15.0
<b>Transportation</b>			
No Provider Available	6	80	13.3
Other	1	20	20.0

### Obrien

	<u>Contacts</u>	<u>Units</u>	<u>Avg/Cont</u>
<b>Chore</b>			
No Provider Available	1	5	5.0
<b>Legal Assistance</b>			
No Funding Source	2	12	6.0
<b>Material Aide</b>			
No Funding Source	1	2	2.0
<b>Preventive Health Promotion</b>			
Funding Source Inadequate to Cover Costs	438	735	1.7
<b>Respite</b>			
No Funding Source	1	32	32.0
<b>Visiting</b>			
No Provider Available	8	96	12.0
Unable to Staff Number of Hours	1	12	12.0
<b>Osceola</b>			
	<u>Contacts</u>	<u>Units</u>	<u>Avg/Cont</u>
<b>Adult Daycare</b>			
No Provider Available	5	200	40.0
<b>Home Repair</b>			
No Provider Available	8	8	1.0
<b>Nutrition Counseling</b>			
No Provider Available	6	24	4.0
<b>Respite</b>			
No Provider Available	2	16	8.0
<b>Visiting</b>			
No Provider Available	9	90	10.0
<b>Page</b>			
	<u>Contacts</u>	<u>Units</u>	<u>Avg/Cont</u>
<b>Emergency Response System</b>			
No Funding Source	1	1	1.0
<b>HD Meals</b>			
No Funding Source	38	1,120	29.5
<b>Homemaker</b>			
No Funding Source	4	40	10.0
<b>Palo Alto</b>			
	<u>Contacts</u>	<u>Units</u>	<u>Avg/Cont</u>
<b>Assisted Transportation</b>			
Funding Source Inadequate to Cover Costs	1	4	4.0
No Provider Available	1	1	1.0



## Unmet Needs by County, Service and Reason (SFY07)

### Plymouth

	<u>Contacts</u>	<u>Units</u>	<u>Avg/Cont</u>
<b>Chore</b>			
No Provider Available	2	8	4.0
<b>Emergency Response System</b>			
No Provider Available	1	1	1.0
<b>Home Repair</b>			
Funding Source Inadequate to Cover Costs	1	1	1.0
Other	10	10	1.0
<b>Visiting</b>			
Unable to Staff Number of Hours	16	320	20.0

### Pocahontas

	<u>Contacts</u>	<u>Units</u>	<u>Avg/Cont</u>
<b>Chore</b>			
Funding Source Inadequate to Cover Costs	2	3	1.5

### Polk

	<u>Contacts</u>	<u>Units</u>	<u>Avg/Cont</u>
<b>Adult Daycare</b>			
Funding Source Inadequate to Cover Costs	10	80	8.0
No Funding Source	3	76	25.3

### **Assisted Transportation**

Unable to Staff Number of Hours	1	2	2.0
---------------------------------	---	---	-----

### **Case Management**

Funding Source Inadequate to Cover Costs	353	1,059	3.0
--	-----	-------	-----

### **Homemaker**

Funding Source Inadequate to Cover Costs	5	92	18.4
No Provider Available	1	8	8.0
Unable to Staff Number of Hours	2	16	8.0

### **Information & Assistance**

No Funding Source	9	9	1.0
-------------------	---	---	-----

### **Respite**

No Funding Source	1	8	8.0
No Provider Available	1	6	6.0

### **Transportation**

Unable to Staff Number of Hours	134	298	2.2
---------------------------------	-----	-----	-----

### **Visiting**

Unable to Staff Number of Hours	87	348	4.0
---------------------------------	----	-----	-----

### Pottawattamie

	<u>Contacts</u>	<u>Units</u>	<u>Avg/Cont</u>
<b>Assisted Transportation</b>			
No Funding Source	13	180	13.8

### **Chore**

Funding Source Inadequate to Cover Costs	11	350	31.8
--	----	-----	------

### **HD Meals**

Funding Source Inadequate to Cover Costs	26	810	31.2
No Funding Source	2	60	30.0

### **Home Repair**

Funding Source Inadequate to Cover Costs	25	25	1.0
--	----	----	-----

### **Homemaker**

Funding Source Inadequate to Cover Costs	5	150	30.0
--	---	-----	------

### **Legal Assistance**

Funding Source Inadequate to Cover Costs	1	1	1.0
--	---	---	-----

### **Respite**

Funding Source Inadequate to Cover Costs	17	436	25.6
--	----	-----	------

### Poweshiek

	<u>Contacts</u>	<u>Units</u>	<u>Avg/Cont</u>
<b>Adult Daycare</b>			
No Provider Available	21	345	16.4

### **Chore**

No Provider Available	5	10	2.0
-----------------------	---	----	-----

### **Counseling**

No Provider Available	1	1	1.0
-----------------------	---	---	-----

### **Home Repair**

No Provider Available	1	1	1.0
-----------------------	---	---	-----

### **Material Aide**

Funding Source Inadequate to Cover Costs	4	4	1.0
--	---	---	-----

### **Mental Health Outreach**

No Provider Available	6	16	2.7
-----------------------	---	----	-----

### **Protective Payee Svc**

No Provider Available	2	2	1.0
-----------------------	---	---	-----

### **Reassurance**

No Provider Available	28	445	15.9
-----------------------	----	-----	------

### **Transportation**

Funding Source Inadequate to Cover Costs	5	10	2.0
--	---	----	-----

### **Visiting**

No Provider Available	50	500	10.0
-----------------------	----	-----	------

## Unmet Needs by County, Service and Reason (SFY07)

### Ringgold

	<u>Contacts</u>	<u>Units</u>	<u>Avg/Cont</u>
<b>Chore</b>			
Funding Source Inadequate to Cover Costs	2	50	25.0
No Funding Source	2	40	20.0
<b>Emergency Response System</b>			
No Funding Source	11	11	1.0
<b>HD Meals</b>			
Funding Source Inadequate to Cover Costs	2	57	28.5
No Funding Source	9	341	37.9
<b>Home Repair</b>			
No Funding Source	2	2	1.0
<b>Homemaker</b>			
Funding Source Inadequate to Cover Costs	3	30	10.0
No Funding Source	8	130	16.3
<b>Transportation</b>			
Funding Source Inadequate to Cover Costs	2	110	55.0

### Scott

	<u>Contacts</u>	<u>Units</u>	<u>Avg/Con</u>
<b>Assisted Transportation</b>			
No Provider Available	2	9	4.5
Other	2	13	6.5
<b>Chore</b>			
Funding Source Inadequate to Cover Costs	2	15	7.5
No Provider Available	1	4	4.0
Other	1	10	10.0
<b>Congregate Meals</b>			
No Provider Available	1	1	1.0
<b>Emergency Response System</b>			
Funding Source Inadequate to Cover Costs	1	1	1.0
<b>HD Meals</b>			
Funding Source Inadequate to Cover Costs	2	31	15.5
Other	1	31	31.0
<b>Home Repair</b>			
Funding Source Inadequate to Cover Costs	2	2	1.0
No Funding Source	7	7	1.0
<b>Homemaker</b>			
Funding Source Inadequate to Cover Costs	1	10	10.0
<b>Material Aide</b>			
Funding Source Inadequate to Cover Costs	2	2	1.0
No Funding Source	5	5	1.0
<b>Mental Health Outreach</b>			
Funding Source Inadequate to Cover Costs	4	75	18.8
No Provider Available	1	4	4.0
<b>Outreach</b>			
Other	1	10	10.0
<b>Personal Care</b>			
Other	1	1	1.0
<b>Respite</b>			
Funding Source Inadequate to Cover Costs	1	24	24.0
No Provider Available	1	32	32.0
Other	1	25	25.0
<b>Senior Center</b>			
Funding Source Inadequate to Cover Costs	2	25	12.5
<b>Transportation</b>			
Funding Source Inadequate to Cover Costs	1	5	5.0
No Provider Available	1	20	20.0
Other	1	10	10.0
<b>Visiting</b>			
No Provider Available	1	1	1.0

## Unmet Needs by County, Service and Reason (SFY07)

### Shelby

	<u>Contacts</u>	<u>Units</u>	<u>Avg/Cont</u>
<b>Assisted Transportation</b>			
No Funding Source	12	24	2.0

#### **Chore**

Unable to Staff Number of Hours 12 24 2.0

#### **Medication Management**

Funding Source Inadequate to Cover Costs 12 24 2.0

#### **Respite**

No Funding Source 1 1 1.0

### Sioux

	<u>Contacts</u>	<u>Units</u>	<u>Avg/Cont</u>
<b>Chore</b>			
No Provider Available	87	609	7.0

#### **HD Meals**

No Funding Source 2 46 23.0

#### **Health WEC**

Funding Source Inadequate to Cover Costs 32 32 1.0

#### **Homemaker**

Funding Source Inadequate to Cover Costs 13 49 3.8

#### **Legal Assistance**

Funding Source Inadequate to Cover Costs 1 4 4.0

Unable to Staff Number of Hours 1 1 1.0

#### **Mental Health Outreach**

Funding Source Inadequate to Cover Costs 20 317 15.9

#### **Respite**

No Funding Source 2 16 8.0

#### **Transportation**

No Funding Source 2 4 2.0

#### **Visiting**

Funding Source Inadequate to Cover Costs 13 118 9.1

No Funding Source 43 364 8.5

### Story

	<u>Contacts</u>	<u>Units</u>	<u>Avg/Cont</u>
<b>Adult Daycare</b>			
Funding Source Inadequate to Cover Costs	15	408	27.2
No Funding Source	25	760	30.4

#### **Chore**

No Provider Available 150 300 2.0

#### **Mental Health Outreach**

Funding Source Inadequate to Cover Costs 60 240 4.0

### Tama

	<u>Contacts</u>	<u>Units</u>	<u>Avg/Cont</u>
<b>Home Repair</b>			
Funding Source Inadequate to Cover Costs	8	28	3.5

#### **Mental Health Outreach**

No Provider Available 2 8 4.0

Unable to Staff Number of Hours 1 1 1.0

#### **Nutrition Counseling**

No Provider Available 1 1 1.0

#### **Reassurance**

No Provider Available 40 200 5.0

#### **Transportation**

Funding Source Inadequate to Cover Costs 11 76 6.9

No Provider Available 1 6 6.0

#### **Visiting**

No Provider Available 40 400 10.0

### Taylor

	<u>Contacts</u>	<u>Units</u>	<u>Avg/Cont</u>
<b>Chore</b>			
Funding Source Inadequate to Cover Costs	2	50	25.0
No Funding Source	3	60	20.0

#### **Emergency Response System**

No Funding Source 12 12 1.0

#### **HD Meals**

No Funding Source 11 441 40.1

#### **Homemaker**

No Funding Source 12 236 19.7

#### **Transportation**

Funding Source Inadequate to Cover Costs 2 80 40.0

## Unmet Needs by County, Service and Reason (SFY07)

### Union

	<u>Contacts</u>	<u>Units</u>	<u>Avg/Cont</u>
<b>Chore</b>			
Funding Source Inadequate to Cover Costs	5	150	30.0
No Funding Source	1	20	20.0
<b>Emergency Response System</b>			
Funding Source Inadequate to Cover Costs	1	1	1.0
No Funding Source	9	9	1.0
<b>HD Meals</b>			
Funding Source Inadequate to Cover Costs	2	87	43.5
No Funding Source	11	330	30.0
<b>Homemaker</b>			
Funding Source Inadequate to Cover Costs	7	165	23.6
No Funding Source	5	120	24.0
<b>Legal Assistance</b>			
Unable to Staff Number of Hours	1	3	3.0
<b>Respite</b>			
No Funding Source	1	40	40.0
<b>Transportation</b>			
Funding Source Inadequate to Cover Costs	6	170	28.3
<b>Van Buren</b>			
	<u>Contacts</u>	<u>Units</u>	<u>Avg/Cont</u>
<b>Legal Assistance</b>			
Funding Source Inadequate to Cover Costs	3	10	3.3
<b>Wapello</b>			
	<u>Contacts</u>	<u>Units</u>	<u>Avg/Cont</u>
<b>Adult Daycare</b>			
No Provider Available	5	60	12.0
<b>Home Repair</b>			
Funding Source Inadequate to Cover Costs	3	3	1.0
No Funding Source	15	15	1.0
<b>Legal Assistance</b>			
Funding Source Inadequate to Cover Costs	6	22	3.7
<b>Visiting</b>			
No Provider Available	3	30	10.0

### Warren

	<u>Contacts</u>	<u>Units</u>	<u>Avg/Cont</u>
<b>Assessment &amp; Intervention</b>			
No Provider Available	1	2	2.0
<b>Assisted Transportation</b>			
No Provider Available	2	4	2.0
Unable to Staff Number of Hours	3	6	2.0
<b>Chore</b>			
Funding Source Inadequate to Cover Costs	5	14	2.8
No Provider Available	10	32	3.2
<b>Homemaker</b>			
Unable to Staff Number of Hours	75	112	1.5
<b>Personal Care</b>			
Unable to Staff Number of Hours	34	46	1.4
<b>Respite</b>			
No Provider Available	5	22	4.4
<b>Transportation</b>			
No Provider Available	3	12	4.0
Unable to Staff Number of Hours	5	16	3.2
<b>Washington</b>			
	<u>Contacts</u>	<u>Units</u>	<u>Avg/Cont</u>
<b>Home Repair</b>			
Funding Source Inadequate to Cover Costs	1	1	1.0
<b>Material Aide</b>			
Funding Source Inadequate to Cover Costs	1	4	4.0
<b>Wayne</b>			
	<u>Contacts</u>	<u>Units</u>	<u>Avg/Cont</u>
<b>Homemaker</b>			
Funding Source Inadequate to Cover Costs	44	295	6.7
<b>Legal Assistance</b>			
Funding Source Inadequate to Cover Costs	1	1	1.0
<b>Webster</b>			
	<u>Contacts</u>	<u>Units</u>	<u>Avg/Cont</u>
<b>Legal Assistance</b>			
Funding Source Inadequate to Cover Costs	7	37	5.3

## Unmet Needs by County, Service and Reason (SFY07)

### Winneshiek

	<u>Contacts</u>	<u>Units</u>	<u>Avg/Cont</u>
<b>Adult Daycare</b>			
No Funding Source	3	66	22.0
No Provider Available	3	35	11.7
<b>Assisted Transportation</b>			
No Funding Source	13	170	13.1
<b>Chore</b>			
No Funding Source	1	5	5.0
No Provider Available	3	25	8.3
<b>Emergency Response System</b>			
No Funding Source	20	20	1.0
<b>HD Meals</b>			
No Funding Source	11	227	20.6
No Provider Available	4	40	10.0
<b>Homemaker</b>			
No Funding Source	31	139	4.5
<b>Mental Health Outreach</b>			
No Funding Source	3	25	8.3
No Provider Available	2	20	10.0
<b>Personal Care</b>			
No Funding Source	6	57	9.5
Unable to Staff Number of Hours	1	3	3.0
<b>Protective Payee Svc</b>			
No Funding Source	2	10	5.0
<b>Respite</b>			
No Funding Source	1	20	20.0

### Woodbury

	<u>Contacts</u>	<u>Units</u>	<u>Avg/Cont</u>
<b>Emergency Response System</b>			
No Funding Source	6	6	1.0
<b>HD Meals</b>			
Other	10	230	23.0
<b>Home Repair</b>			
No Provider Available	5	5	1.0
<b>Homemaker</b>			
No Funding Source	31	190	6.1
<b>Information &amp; Assistance</b>			
No Funding Source	1	4	4.0
<b>Material Aide</b>			
No Funding Source	4	4	1.0
Other	8	8	1.0
<b>Personal Care</b>			
Funding Source Inadequate to Cover Costs	5	11	2.2
No Funding Source	16	64	4.0
<b>Respite</b>			
Funding Source Inadequate to Cover Costs	13	2,720	209.2
<b>Transportation</b>			
Funding Source Inadequate to Cover Costs	3	30	10.0
No Funding Source	7	70	10.0
<b>Visiting</b>			
Unable to Staff Number of Hours	20	400	20.0