

# Iowa Department of Elder Affairs

## Unmet Needs Report SFY 2004

(July 2003 - June 2004)

Iowa Department of Elder Affairs

Clemens Building, 3<sup>rd</sup> Floor

200 10<sup>th</sup> Street

Des Moines, IA 50309-3609

Phone: (515) 242-3333

Fax: (515) 242-3300

[www.state.ia.us/elderaffairs](http://www.state.ia.us/elderaffairs)

(January 2005)

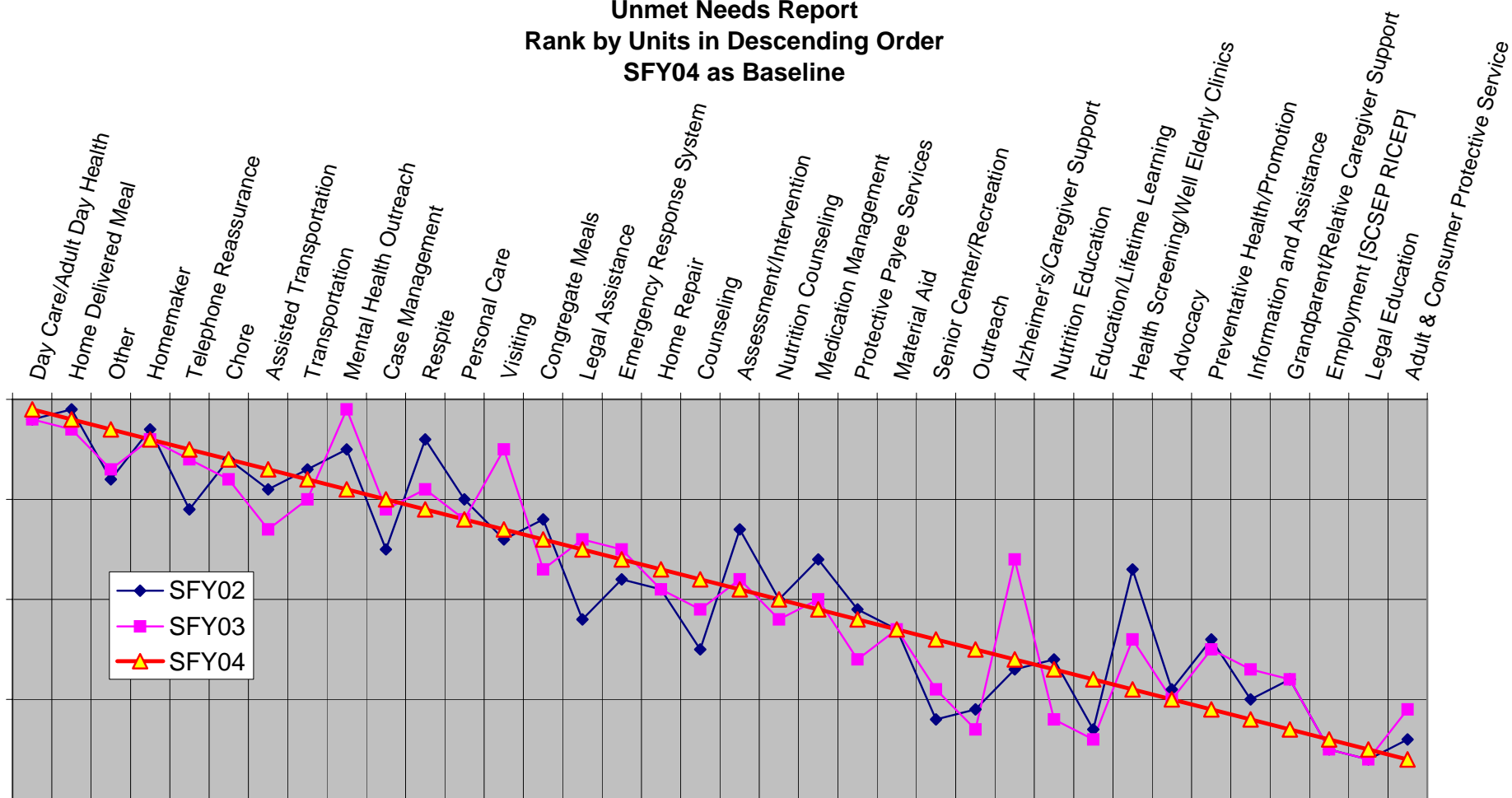
## Document Description

<b>Unmet Needs:</b>	Provides a listing of reported Unmet Needs sorted by total units of service in descending order	Page 2
<b>Unmet Needs Graph:</b>	Provides graph comparing SFY 02, SFY03 & SFY04 units by total units of service ranking in descending order using SFY04 as the base line.	Pages 3 to 4
<b>Unmet Needs Mapping:</b>	Provides a county mapping of the top 12 total units of service with reported reasons for the unmet need excluding the service Other.	Pages 5 to 10
<b>Unmet Needs by Service &amp; Reason:</b>	Provides an alphabetical listing of services reported as unmet needs and the total Clients, units and average units per client services by reported reason.	Pages 11 to 12
<b>Unmet Needs by County:</b>	Provides an alphabetical listing of counties and services reported as unmet needs and the total Clients, units and average units per client services by service.	Pages 13 to 20
<b>Unmet Needs by County, Service &amp; Reason:</b>	Provides an alphabetical listing of counties and services reported as unmet needs and the total Clients, units and average units per client services by service reason.	Pages 21 to 38
<b>Data Source</b>	Data used for this report is data reported to the Department of Elder Affairs from Area Agencies on Aging through the Unmet Needs Reporting System.	
<b>Client Totals</b>	Due to reporting issues, client totals may or may not represent unduplicated client counts.	

## Unmet Needs

Service	Clients	Units	Avg. Per Contact	Unit Of Measure	Rank By Units	Rank By Clients	Rank By Avg./Client
Day Care/Adult Day Health	280	10,803	38.6	1 hour	1	9	1
Home Delivered Meal	332	8,937	26.9	1 meal	2	7	4
Other	399	8,049	20.2		3	4	5
Homemaker	795	7,721	9.7	1 hour	4	2	13
Telephone Reassurance	209	4,001	19.1	1 call	5	10	6
Chore	425	3,752	8.8	1 hour	6	3	15
Assisted Transportation	132	3,670	27.8	1 one-way trip	7	16	3
Transportation	310	3,079	9.9	1 one-way trip(s)	8	8	12
Mental Health Outreach	85	2,817	33.1	1/4 hour	9	17	2
Case Management	822	2,760	3.4	1 hour	10	1	20
Respite	143	2,435	17.0	1 hour	11	14	8
Personal Care	171	1,873	11.0	1 hour	12	11	9
Visiting	361	1,786	4.9	1 Visit	13	6	16
Congregate Meals	52	933	17.9	1 meal	14	20	7
Legal Assistance	149	622	4.2	1 hour	15	12	18
Emergency Response System	380	382	1.0	1 client/month	16	5	29
Home Repair	140	372	2.7	1 hour	17	15	23
Counseling	21	215	10.2	1 hour	18	23	11
Assessment/Intervention	149	194	1.3	1 hour	19	13	27
Nutrition Counseling	53	174	3.3	1 hour	20	19	21
Medication Management	47	162	3.4	1 client	21	21	19
Protective Payee Services	26	74	2.8	1 contact	22	22	22
Material Aid	66	68	1.0	1 client	23	18	28
Senior Center/Recreation	7	65	9.3	1 hour	24	27	14
Outreach	9	39	4.3	1 contact	25	26	17
Alzheimer's/Caregiver Support	15	28	1.9	1 hour	26	24	24
Nutrition Education	13	22	1.7	1 session	27	25	25
Education/Lifetime Learning	2	21	10.5	1 hour	28	31	10
Health Screening/Well Elderly Clinics	6	9	1.5	1 hour	29	28	26
Preventative Health/Promotion	3	3	1.0	1 contact	30	29	30
Advocacy	3	3	1.0	1 hour	31	30	31
Information and Assistance	1	1	1.0	1 contact	32	32	32

### Unmet Needs Report Rank by Units in Descending Order SFY04 as Baseline

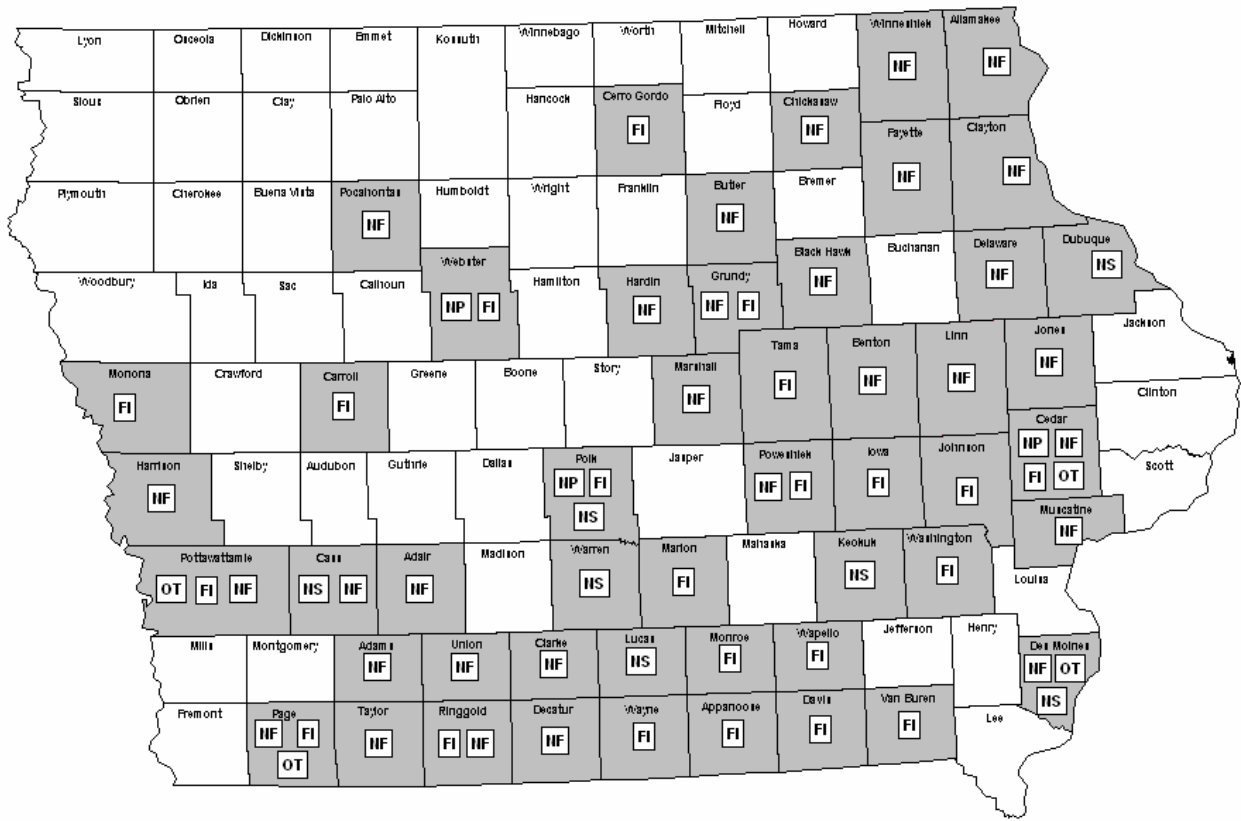


## Unmet Needs Report Total Units of Service

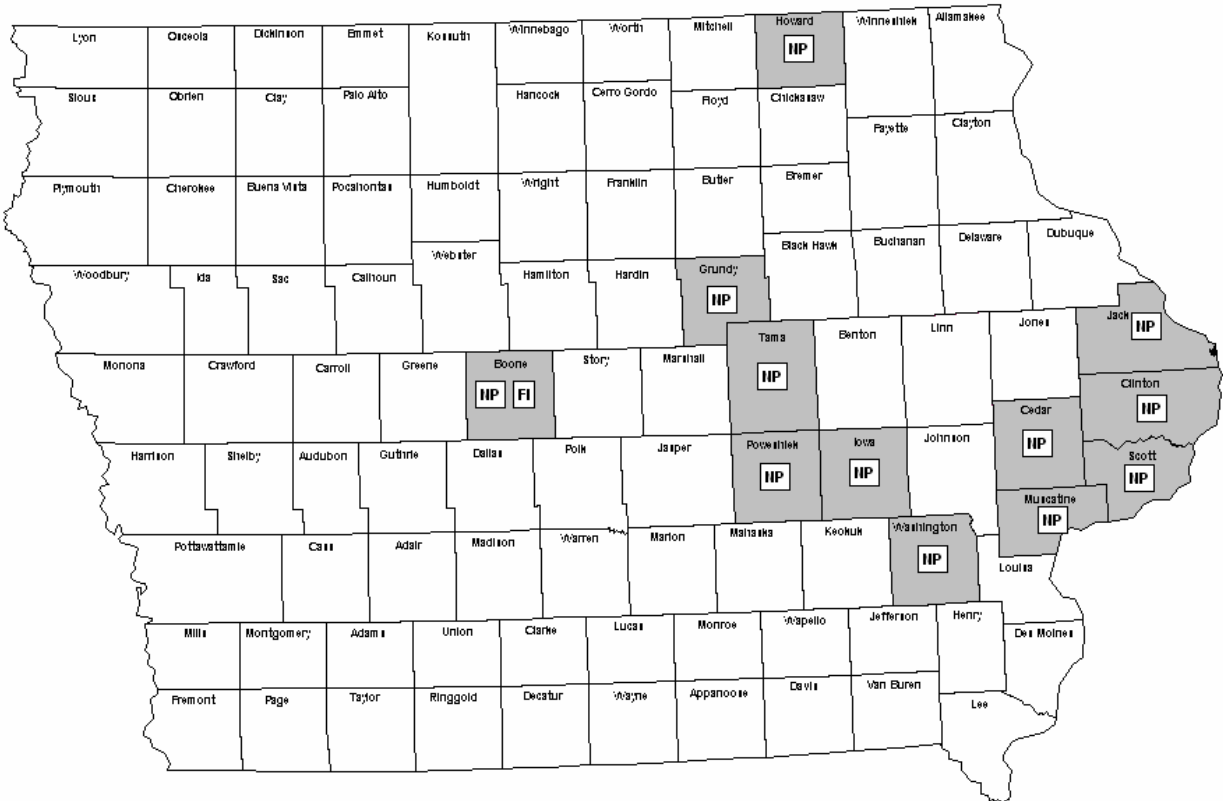
<b>Service</b>	<b>Unit Measure</b>	<b>SFY 02</b>	<b>SFY 03</b>	<b>SFY 04</b>
Adult & Consumer Protective Service	1 hour	0	1	0
Advocacy	1 hour	2	3	3
Alzheimer's/Caregiver Support	1 hour	21	251	28
Assessment/Intervention	1 hour	789	197	194
Assisted Transportation	1 one-way trip	2,361	1,560	3,670
Case Management	1 hour	489	2,105	2,760
Chore	1 hour	2,852	3,402	3,752
Congregate Meals	1 meal	1,184	209	933
Counseling	1 hour	28	124	215
Day Care/Adult Day Health	1 hour	16,172	10,076	10,803
Education/Lifetime Learning	1 hour	0	0	21
Emergency Response System	1 client/month	305	264	382
Employment [SCSEP RICEP]	1 placement	0	0	0
Grandparent/Relative Caregiver Support	1 client	4	13	1
Health Screening/Well Elderly Clinics	1 hour	307	48	9
Home Delivered Meal	1 meal	16,892	9,969	8,937
Home Repair	1 hour	265	195	372
Homemaker	1 hour	11,506	8,513	7,721
Information and Assistance	1 contact	1	30	1
Legal Assistance	1 hour	138	404	622
Legal Education	1 contact	0	0	0
Material Aid	1 client	88	57	68
Medication Management	1 client	349	169	162
Mental Health Outreach	1/4 hour	4,970	10,531	2,817
Nutrition Counseling	1 hour	186	106	174
Nutrition Education	1 session	27	0	22
Other		2,554	3,563	8,049
Outreach	1 contact	1	0	39
Personal Care	1 hour	2,319	1,768	1,870
Preventative Health/Promotion	1 contact	42	41	3
Protective Payee Services	1 contact	161	39	74
Respite	1 hour	6,839	3,110	2,435
Senior Center/Recreation	1 hour	0	5	65
Telephone Reassurance	1 call	1,316	4,455	4,001
Transportation	1 one-way trip(s)	2,629	2,430	3,079
Visiting	1 Visit	789	5,429	1,786



# Homemaker

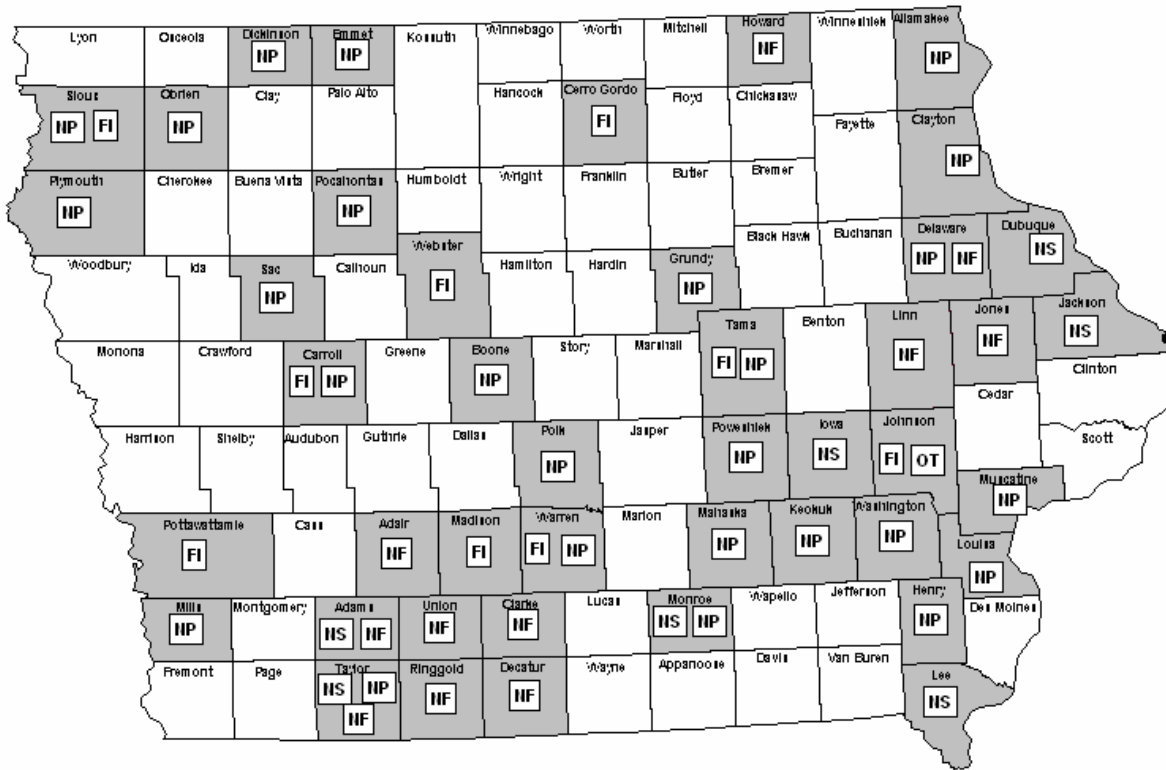


# Telephone Reassurance

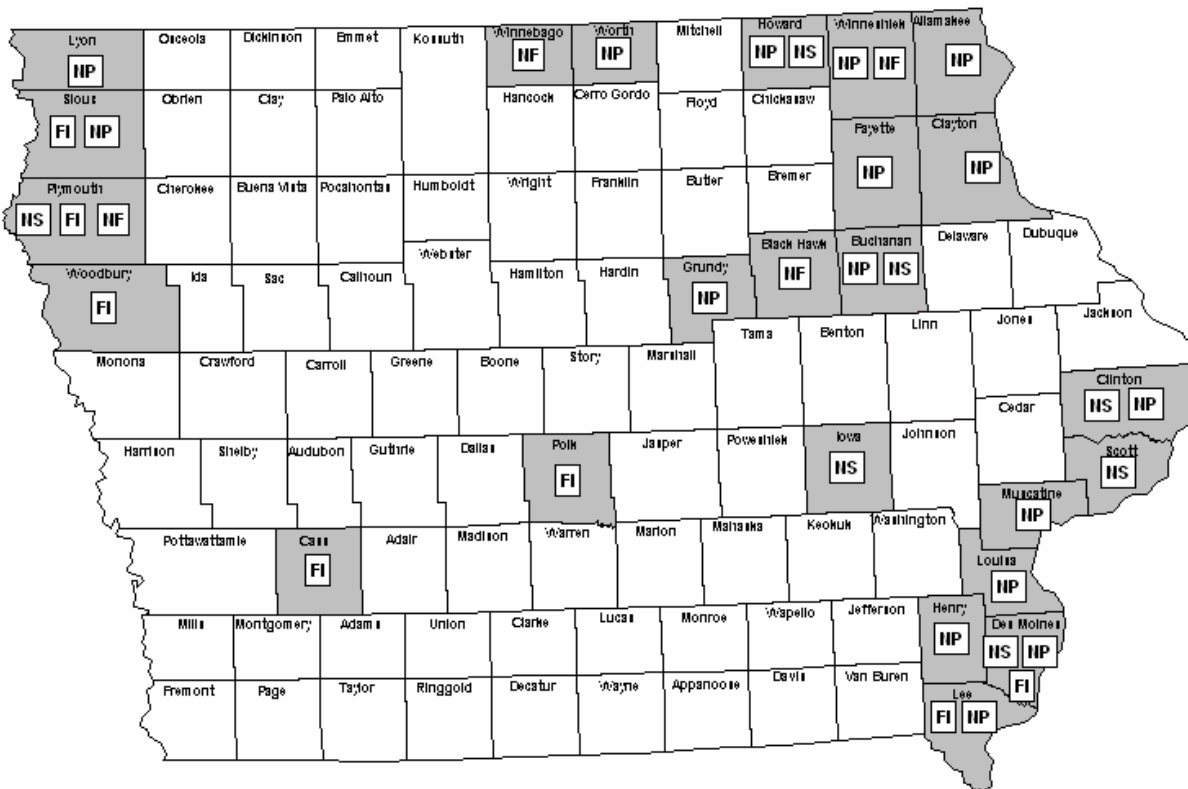


- NP - No Provider Available
- NF - No Funding Source
- NS - Unable to Staff Number of Hours
- FI - Funding Source Inadequate to Cover Costs
- OT - Other

## Chore



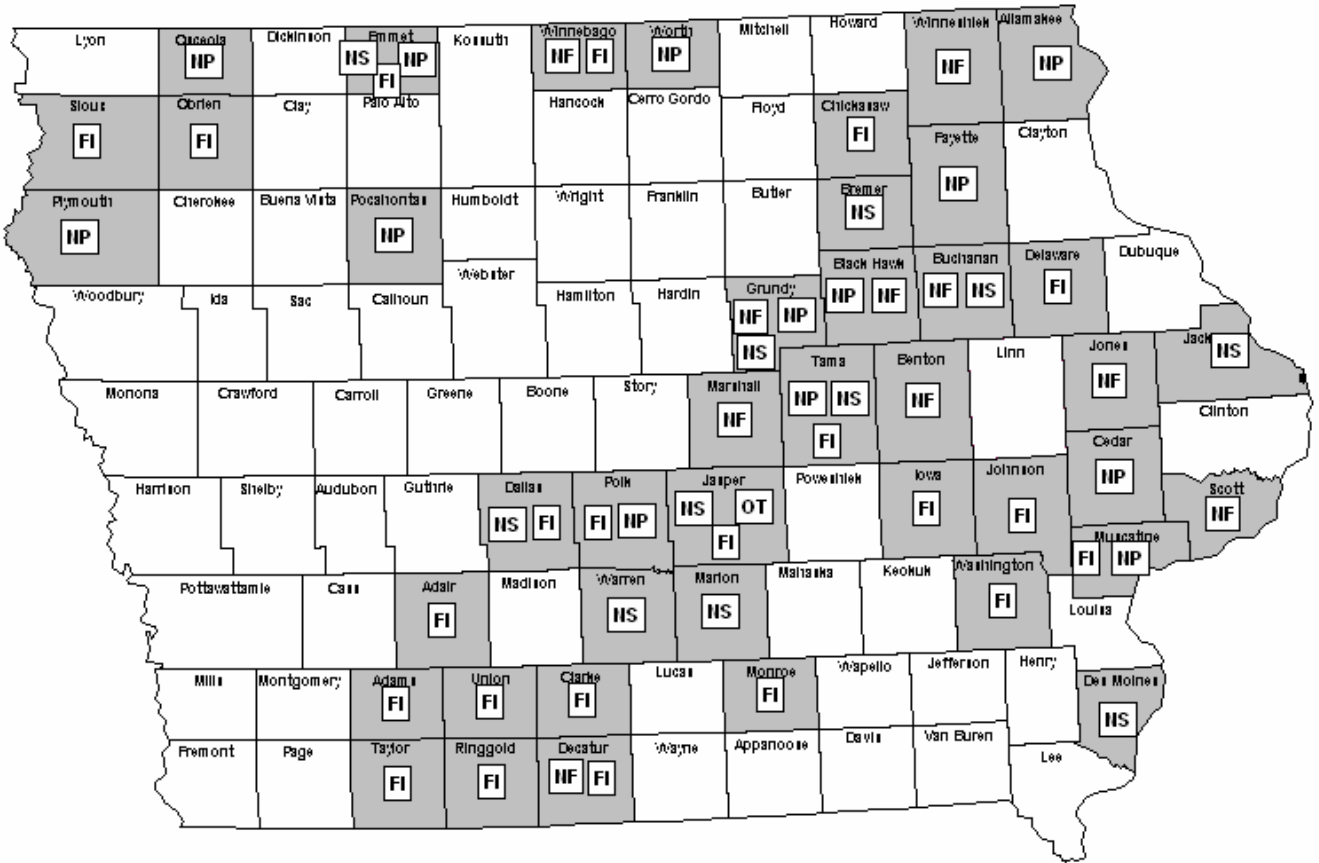
## Assisted Transportation



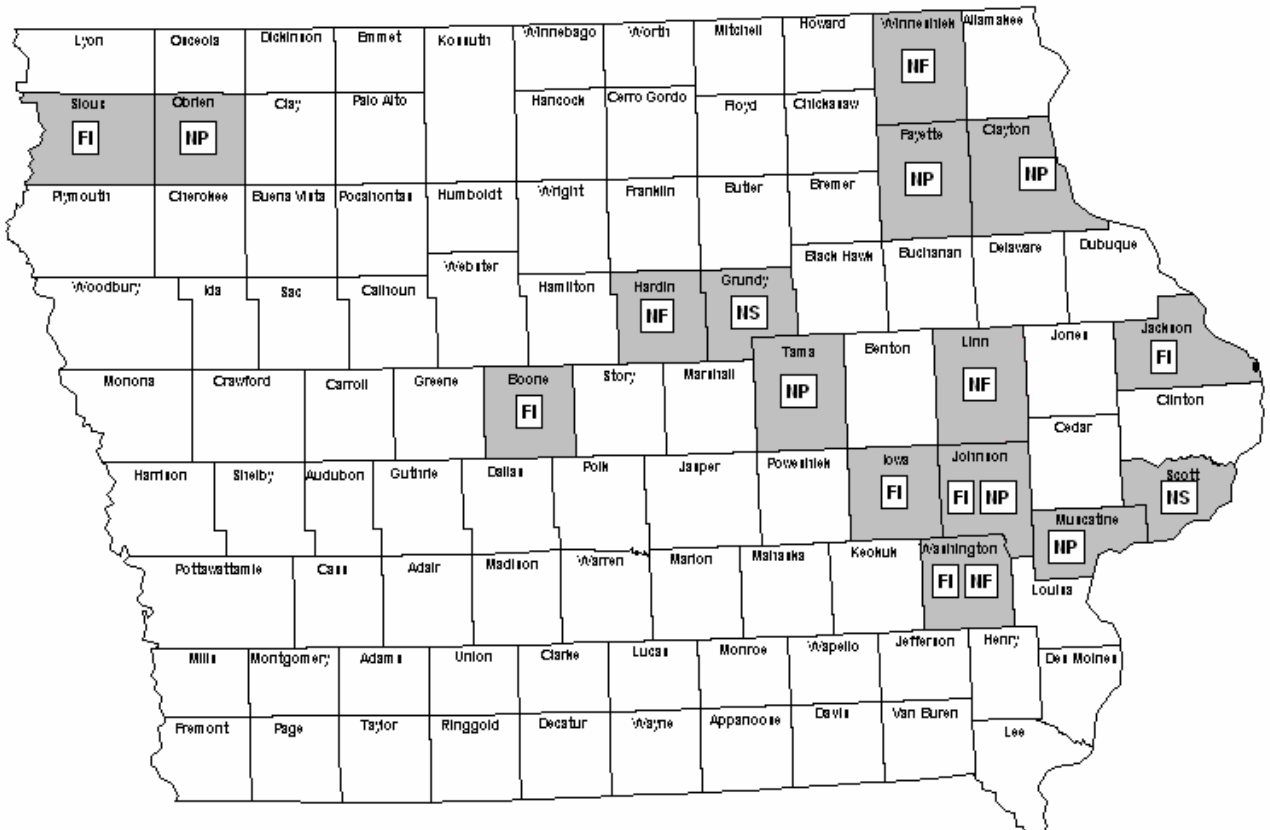
- NP - No Provider Available
- NF - No Funding Source
- NS - Unable to Staff Number of Hours
- FI - Funding Source Inadequate to Cover Costs
- OT - Other



## Transportation

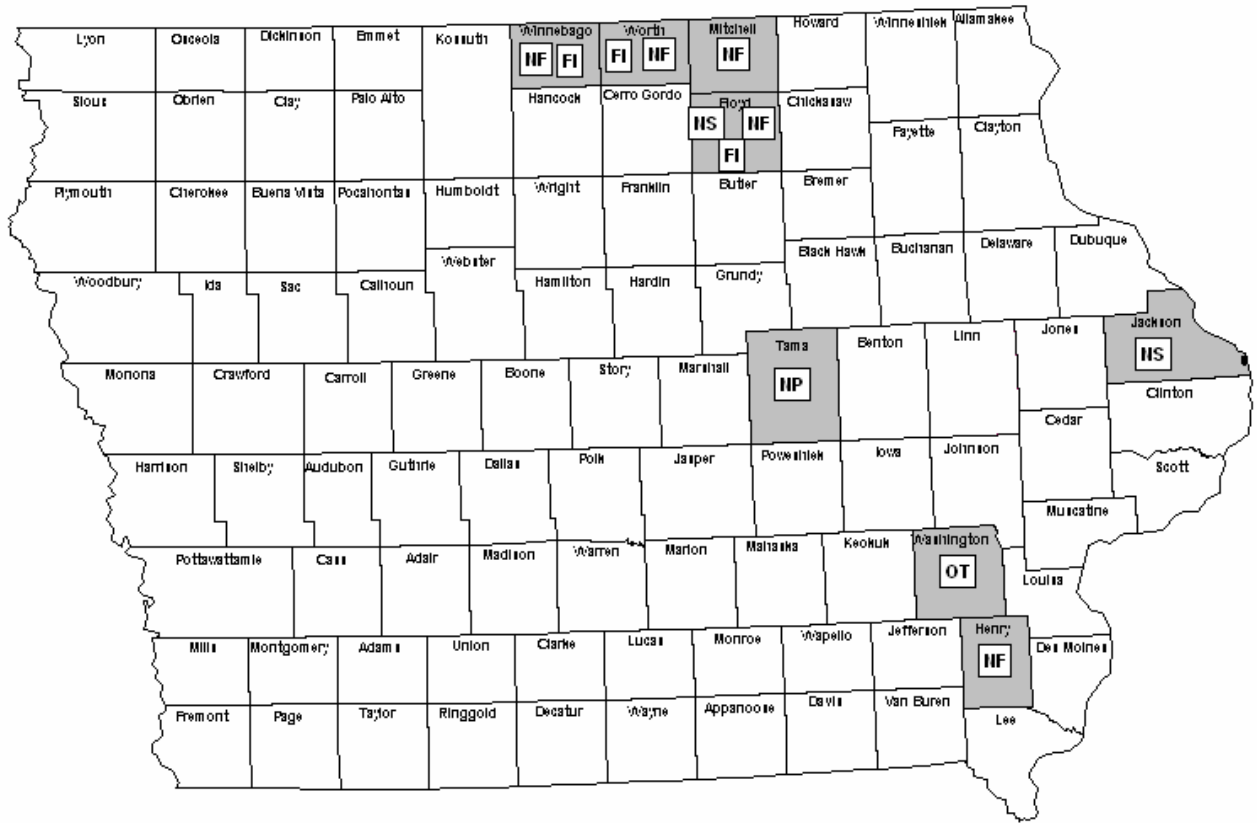


## Mental Health Outreach

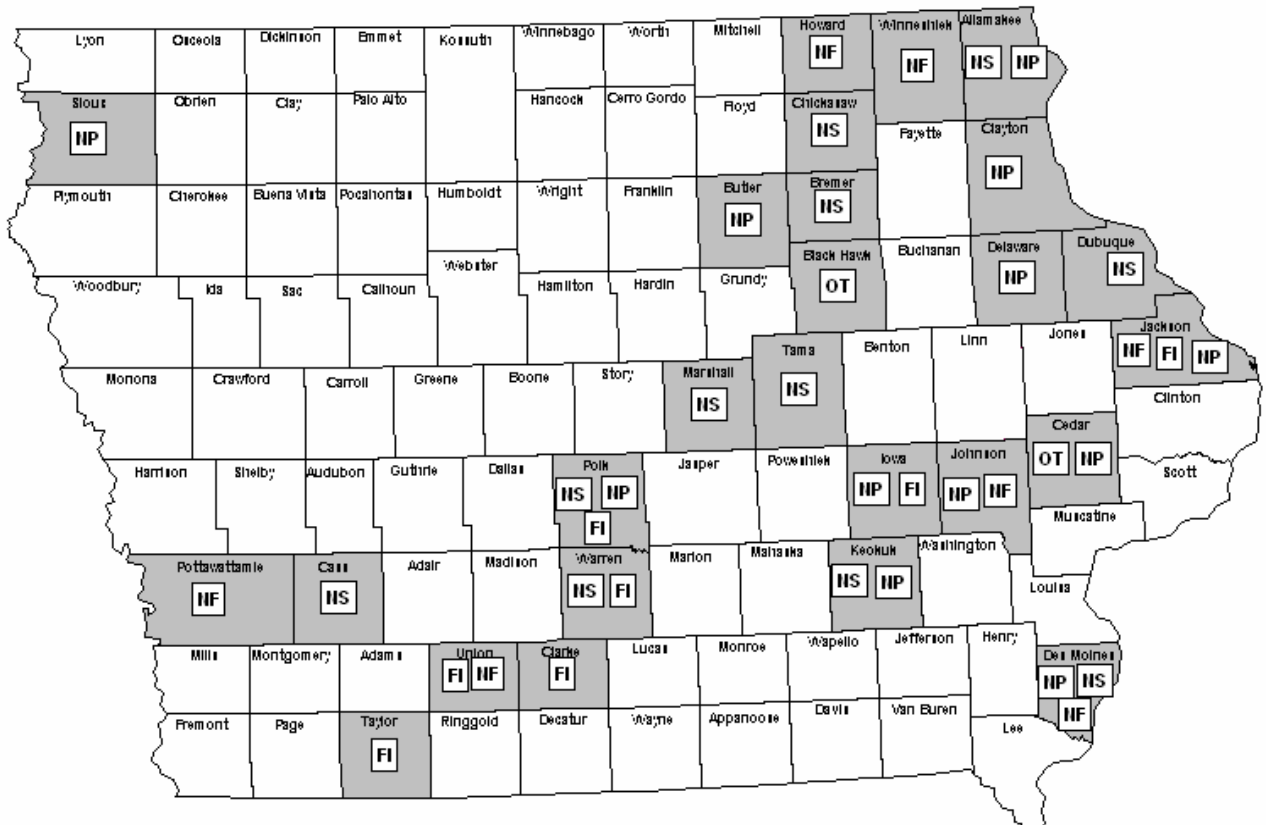


- NP - No Provider Available
- NF - No Funding Source
- NS - Unable to Staff Number of Hours
- FI - Funding Source Inadequate to Cover Costs
- OT - Other

## Case Management

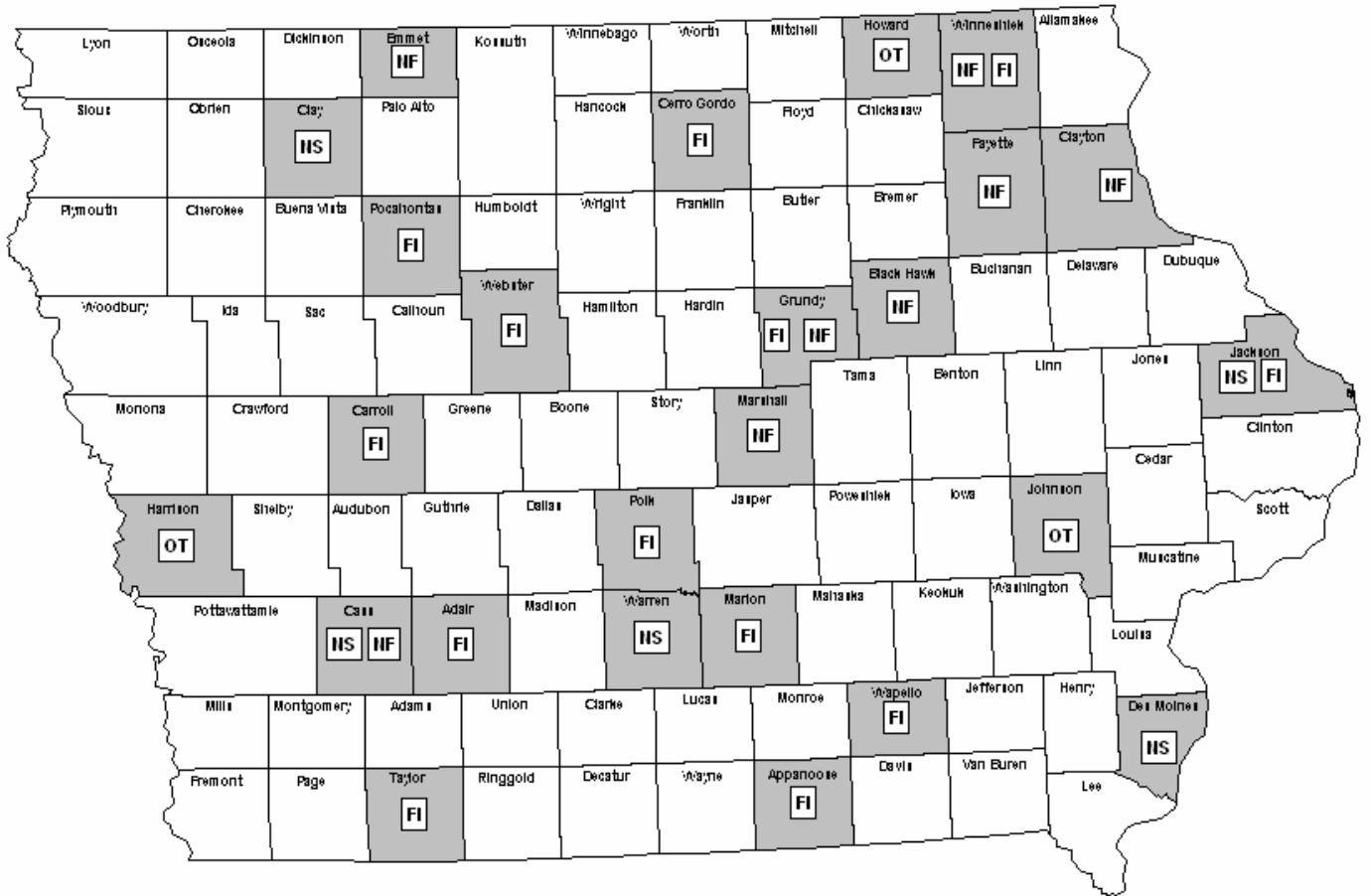


## Respite



- NP - No Provider Available
- NF - No Funding Source
- NS - Unable to Staff Number of Hours
- FI - Funding Source Inadequate to Cover Costs
- OT - Other

## Personal Care



- NP** - No Provider Available
- NF** - No Funding Source
- NS** - Unable to Staff Number of Hours
- FI** - Funding Source Inadequate to Cover Costs
- OT** - Other

## **Unmet Needs by Service and Reason**

### **Advocacy**

	<u>Contacts</u>	<u>Units</u>	<u>Average</u>
No provider available	3	3	1.0

### **Alzheimer's/Caregiver Support**

	<u>Contacts</u>	<u>Units</u>	<u>Average</u>
No provider available	13	24	1.8
Unable to staff number of hours	2	4	2.0

### **Assessment/Intervention**

	<u>Contacts</u>	<u>Units</u>	<u>Average</u>
Funding source inadequate to cover costs	1	2	2.0
No Funding Source	141	174	1.2
No provider available	3	7	2.3
Other	4	11	2.8

### **Assisted Transportation**

	<u>Contacts</u>	<u>Units</u>	<u>Average</u>
Funding source inadequate to cover costs	39	3,047	78.1
No Funding Source	3	17	5.7
No provider available	64	459	7.2
Unable to staff number of hours	26	147	5.7

### **Case Management**

	<u>Contacts</u>	<u>Units</u>	<u>Average</u>
Funding source inadequate to cover costs	34	121	3.6
No Funding Source	763	2,525	3.3
No provider available	2	6	3.0
Other	1	1	1.0
Unable to staff number of hours	22	107	4.9

### **Chore**

	<u>Contacts</u>	<u>Units</u>	<u>Average</u>
Funding source inadequate to cover costs	60	291	4.9
No Funding Source	75	1,468	19.6
No provider available	249	1,739	7.0
Other	1	5	5.0
Unable to staff number of hours	40	249	6.2

### **Congregate Meals**

	<u>Contacts</u>	<u>Units</u>	<u>Average</u>
Funding source inadequate to cover costs	36	629	17.5
No provider available	4	64	16.0
Other	12	240	20.0

### **Counseling**

	<u>Contacts</u>	<u>Units</u>	<u>Average</u>
No Funding Source	11	82	7.5
No provider available	10	133	13.3

### **Day Care/Adult Day Health**

	<u>Contacts</u>	<u>Units</u>	<u>Average</u>
Funding source inadequate to cover costs	43	1,331	31.0
No Funding Source	11	448	40.7
No provider available	222	8,964	40.4
Other	4	60	15.0

### **Education/Lifetime Learning**

	<u>Contacts</u>	<u>Units</u>	<u>Average</u>
No provider available	2	21	10.5

### **Emergency Response System**

	<u>Contacts</u>	<u>Units</u>	<u>Average</u>
Funding source inadequate to cover costs	69	69	1.0
No Funding Source	187	189	1.0
Other	14	14	1.0
Unable to staff number of hours	110	110	1.0

### **Grandparent/Relative Caregiver**

	<u>Contacts</u>	<u>Units</u>	<u>Average</u>
No provider available	1	1	1.0

### **Health Screening/Well Elderly**

	<u>Contacts</u>	<u>Units</u>	<u>Average</u>
Funding source inadequate to cover costs	5	5	1.0
No provider available	1	4	4.0

### **Home Delivered Meal**

	<u>Contacts</u>	<u>Units</u>	<u>Average</u>
Funding source inadequate to cover costs	42	1,013	24.1
No Funding Source	152	4,776	31.4
No provider available	131	2,924	22.3
Other	7	224	32.0

### **Home Repair**

	<u>Contacts</u>	<u>Units</u>	<u>Average</u>
Funding source inadequate to cover costs	67	211	3.1
No Funding Source	39	62	1.6
No provider available	19	72	3.8
Other	3	3	1.0
Unable to staff number of hours	12	24	2.0

### **Homemaker**

	<u>Contacts</u>	<u>Units</u>	<u>Average</u>
Funding source inadequate to cover costs	368	2,818	7.7
No Funding Source	241	4,044	16.8
No provider available	41	239	5.8
Other	4	27	6.8
Unable to staff number of hours	141	593	4.2

### **Information and Assistance**

	<u>Contacts</u>	<u>Units</u>	<u>Average</u>
No Funding Source	1	1	1.0

## *Unmet Needs by Service and Reason*

### Legal Assistance

	<u>Contacts</u>	<u>Units</u>	<u>Average</u>
Funding source inadequate to cover costs	63	308	4.9
No Funding Source	62	223	3.6
No provider available	3	4	1.3
Other	1	1	1.0
Unable to staff number of hours	20	86	4.3

### Material Aid

	<u>Contacts</u>	<u>Units</u>	<u>Average</u>
Funding source inadequate to cover costs	36	36	1.0
No Funding Source	28	30	1.1
No provider available	2	2	1.0

### Medication Management

	<u>Contacts</u>	<u>Units</u>	<u>Average</u>
Funding source inadequate to cover costs	28	64	2.3
No Funding Source	12	87	7.3
No provider available	2	2	1.0
Other	5	9	1.8

### Mental Health Outreach

	<u>Contacts</u>	<u>Units</u>	<u>Average</u>
Funding source inadequate to cover costs	67	2,567	38.3
No Funding Source	7	94	13.4
No provider available	8	144	18.0
Unable to staff number of hours	3	12	4.0

### Nutrition Counseling

	<u>Contacts</u>	<u>Units</u>	<u>Average</u>
Funding source inadequate to cover costs	8	20	2.5
No Funding Source	2	6	3.0
No provider available	43	148	3.4

### Nutrition Education

	<u>Contacts</u>	<u>Units</u>	<u>Average</u>
No provider available	13	22	1.7

### Other

	<u>Contacts</u>	<u>Units</u>	<u>Average</u>
Funding source inadequate to cover costs	16	224	14.0
No Funding Source	29	166	5.7
No provider available	184	2,852	15.5
Other	5	35	7.0
Unable to staff number of hours	165	4,772	28.9

### Outreach

	<u>Contacts</u>	<u>Units</u>	<u>Average</u>
No provider available	5	19	3.8
Unable to staff number of hours	4	20	5.0

### Personal Care

	<u>Contacts</u>	<u>Units</u>	<u>Average</u>
Funding source inadequate to cover costs	92	817	8.9
No Funding Source	20	109	5.5
Other	4	44	11.0
Unable to staff number of hours	52	900	17.3

### Preventative Health/Promotion

	<u>Contacts</u>	<u>Units</u>	<u>Average</u>
No provider available	3	3	1.0

### Protective Payee Services

	<u>Contacts</u>	<u>Units</u>	<u>Average</u>
No Funding Source	2	10	5.0
No provider available	17	57	3.4
Unable to staff number of hours	7	7	1.0

### Respite

	<u>Contacts</u>	<u>Units</u>	<u>Average</u>
Funding source inadequate to cover costs	15	444	29.6
No Funding Source	67	1,350	20.1
No provider available	13	127	9.8
Other	4	31	7.8
Unable to staff number of hours	44	483	11.0

### Senior Center/Recreation

	<u>Contacts</u>	<u>Units</u>	<u>Average</u>
No provider available	6	55	9.2
Other	1	10	10.0

### Telephone Reassurance

	<u>Contacts</u>	<u>Units</u>	<u>Average</u>
Funding source inadequate to cover costs	46	1,777	38.6
No provider available	163	2,224	13.6

### Transportation

	<u>Contacts</u>	<u>Units</u>	<u>Average</u>
Funding source inadequate to cover costs	127	2,083	16.4
No Funding Source	20	214	10.7
No provider available	78	525	6.7
Other	6	26	4.3
Unable to staff number of hours	79	231	2.9

### Visiting

	<u>Contacts</u>	<u>Units</u>	<u>Average</u>
Funding source inadequate to cover costs	5	5	1.0
No Funding Source	79	99	1.3
No provider available	266	1,618	6.1
Other	3	25	8.3
Unable to staff number of hours	8	39	4.9

## Unmet Needs by County (SFY04)

<u>Adair</u>	Clients	Units	Avg./Client	<u>Black Hawk</u>	Clients	Units	Avg./Client
Chore	11	240	21.8	Assessment/Intervention	40	52	1.3
Day Care/Adult Day Health	1	40	40.0	Assisted Transportation	1	4	4.0
Emergency Response System	13	14	1.1	Counseling	9	72	8.0
Home Delivered Meal	16	575	35.9	Emergency Response System	3	4	1.3
Homemaker	15	310	20.7	Home Delivered Meal	5	155	31.0
Other	7	100	14.3	Home Repair	11	11	1.0
Personal Care	1	45	45.0	Homemaker	2	58	29.0
Transportation	6	230	38.3	Material Aid	4	5	1.3
	70	1,554	22.2	Medication Management	2	2	1.0
				Other	66	1,930	29.2
<u>Adams</u>				Outreach	2	16	8.0
Chore	4	100	25.0	Personal Care	3	37	12.3
Emergency Response System	6	6	1.0	Respite	3	21	7.0
Home Delivered Meal	7	279	39.9	Transportation	4	15	3.8
Home Repair	1	1	1.0		155	2,382	15.4
Homemaker	7	110	15.7				
Other	4	73	18.3	<u>Boone</u>			
				Chore	41	532	13.0
Transportation	5	130	26.0	Home Repair	1	2	2.0
	34	699	20.6				
<u>Allamakee</u>				Mental Health Outreach	53	2,367	44.7
Assisted Transportation	2	25	12.5	Telephone Reassurance	54	2,067	38.3
Chore	2	10	5.0		149	4,968	33.3
Day Care/Adult Day Health	1	10	10.0				
				<u>Bremer</u>			
Emergency Response System	5	5	1.0	Assessment/Intervention	6	8	1.3
Health Screening/Well Elderly Clinics	1	4	4.0	Counseling	1	5	5.0
Home Delivered Meal	18	362	20.1	Day Care/Adult Day Health	8	172	21.5
Homemaker	3	21	7.0	Emergency Response System	2	2	1.0
Medication Management	1	5	5.0	Home Delivered Meal	2	20	10.0
Other	1	93	93.0	Other	5	50	10.0
Protective Payee Services	1	5	5.0	Respite	1	2	2.0
Respite	2	26	13.0	Transportation	1	2	2.0
Transportation	2	10	5.0		26	261	10.0
	39	576	14.8				
<u>Appanoose</u>				<u>Buchanan</u>			
Emergency Response System	91	91	1.0	Assessment/Intervention	8	8	1.0
Health Screening/Well Elderly Clinics	5	5	1.0	Assisted Transportation	3	10	3.3
Home Repair	3	3	1.0	Emergency Response System	3	3	1.0
Homemaker	28	667	23.8	Home Delivered Meal	4	123	30.8
Personal Care	3	100	33.3	Other	51	2,391	46.9
	130	866	6.7	Transportation	6	13	2.2
					75	2,548	34.0
<u>Benton</u>				<u>Buena Vista</u>			
Emergency Response System	6	6	1.0	Day Care/Adult Day Health	20	1,574	78.7
Home Repair	8	84	10.5	Emergency Response System	2	2	1.0
Homemaker	2	25	12.5	Home Delivered Meal	3	61	20.3
Legal Assistance	1	1	1.0		25	1,637	65.5
Medication Management	2	2	1.0				
Other	1	1	1.0				
Transportation	1	10	10.0				
	21	129	6.1				

## *Unmet Needs by County (SFY04)*

<u>Butler</u>	Clients	Units	Avg./Client	<u>Clarke</u>	Clients	Units	Avg./Client	
Assessment/Intervention		7	8	1.1	Chore	4	100	25.0
Day Care/Adult Day Health		5	87	17.4	Emergency Response System	17	17	1.0
Emergency Response System		1	1	1.0	Home Delivered Meal	15	449	29.9
Home Delivered Meal		1	10	10.0	Homemaker	16	395	24.7
Homemaker		1	5	5.0	Other	7	9	1.3
Other		9	60	6.7	Respite	1	30	30.0
Respite		1	10	10.0	Transportation	1	40	40.0
Visiting		2	30	15.0		61	1,040	17.0
		27	211	7.8	<u>Clay</u>			
<u>Carroll</u>					Legal Assistance	4	13	3.3
Chore		10	107	10.7	Medication Management	2	8	4.0
Day Care/Adult Day Health		1	88	88.0	Personal Care	1	10	10.0
Homemaker		11	20	1.8		7	31	4.4
Personal Care		6	6	1.0	<u>Clayton</u>			
		28	221	7.9	Assisted Transportation	3	43	14.3
<u>Cass</u>					Chore	1	10	10.0
Alzheimer's/Caregiver Support		2	2	1.0	Day Care/Adult Day Health	5	103	20.6
Assessment/Intervention		2	6	3.0	Home Delivered Meal	18	389	21.6
Assisted Transportation		21	2,987	142.2	Homemaker	2	20	10.0
Homemaker		55	152	2.8	Medication Management	1	62	62.0
Personal Care		28	812	29.0	Mental Health Outreach	2	40	20.0
Respite		1	4	4.0	Other	1	360	360.0
		109	3,963	36.4	Personal Care	1	10	10.0
<u>Cedar</u>					Protective Payee Services	1	5	5.0
Day Care/Adult Day Health		2	8	4.0	Respite	1	20	20.0
Emergency Response System		1	1	1.0		36	1,062	29.5
Home Repair		1	10	10.0	<u>Clinton</u>			
Homemaker		5	30	6.0	Assisted Transportation	3	25	8.3
Material Aid		2	2	1.0	Day Care/Adult Day Health	17	400	23.5
Other		5	174	34.8	Emergency Response System	1	1	1.0
Respite		2	34	17.0	Home Repair	2	21	10.5
Telephone Reassurance		2	10	5.0	Other	11	57	5.2
Transportation		3	23	7.7	Senior Center/Recreation	6	55	9.2
		23	292	12.7	Telephone Reassurance	1	10	10.0
<u>Cerro Gordo</u>					Visiting	28	185	6.6
Chore		12	38	3.2		69	754	10.9
Day Care/Adult Day Health		7	225	32.1	<u>Crawford</u>			
Homemaker		23	119	5.2	Home Delivered Meal	1	28	28.0
Legal Assistance		35	200	5.7	Other	3	20	6.7
Medication Management		21	24	1.1		4	48	12.0
Personal Care		40	292	7.3	<u>Dallas</u>			
		138	898	6.5	Home Repair	1	1	1.0
<u>Chickasaw</u>					Transportation	58	109	1.9
Assessment/Intervention		1	1	1.0		59	110	1.9
Day Care/Adult Day Health		2	40	20.0	<u>Davis</u>			
Homemaker		1	10	10.0	Homemaker	11	96	8.7
Other		3	30	10.0		11	96	8.7
Respite		1	10	10.0				
Transportation		1	5	5.0				
Visiting		1	10	10.0				
		10	106	10.6				

## *Unmet Needs by County (SFY04)*

### Decatur

	Clients	Units	Avg./Client
Chore	13	355	27.3
Emergency Response System	22	22	1.0
Home Delivered Meal	21	679	32.3
Home Repair	2	2	1.0
Homemaker	23	455	19.8
Material Aid	2	2	1.0
Other	5	46	9.2
Transportation	7	250	35.7
	95	1,811	19.1

### Delaware

Chore	24	200	8.3
Grandparent/Relative Caregiver	1	1	1.0
Home Delivered Meal	2	62	31.0
Homemaker	1	8	8.0
Other	1	1	1.0
Respite	1	4	4.0
Transportation	1	1	1.0
	31	277	8.9

### Des Moines

Advocacy	3	3	1.0
Assessment/Intervention	1	5	5.0
Assisted Transportation	8	65	8.1
Counseling	2	9	4.5
Day Care/Adult Day Health	10	246	24.6
Education/Lifetime Learning	1	1	1.0
Home Delivered Meal	1	30	30.0
Homemaker	5	54	10.8
Legal Assistance	2	2	1.0
Nutrition Counseling	3	21	7.0
Other	4	30	7.5
Personal Care	1	42	42.0
Protective Payee Services	2	7	3.5
Respite	5	113	22.6
Transportation	1	20	20.0
	49	648	13.2

### Dickinson

Chore	3	12	4.0
Day Care/Adult Day Health	28	3,424	122.3
Legal Assistance	5	22	4.4
	36	3,458	96.1

### Dubuque

Chore	28	112	4.0
Emergency Response System	69	69	1.0
Home Repair	12	24	2.0
Homemaker	37	224	6.1
Material Aid	3	3	1.0
Other	32	248	7.8
Protective Payee Services	2	2	1.0
Respite	15	158	10.5
	198	840	4.2

### Emmet

	Clients	Units	Avg./Client
Chore	11	70	6.4
Day Care/Adult Day Health	7	648	92.6
Home Delivered Meal	1	23	23.0
Legal Assistance	1	15	15.0
Personal Care	1	2	2.0
Transportation	12	160	13.3
	33	918	27.8

### Fayette

Assisted Transportation	1	10	10.0
Congregate Meals	1	23	23.0
Counseling	1	20	20.0
Day Care/Adult Day Health	5	84	16.8
Emergency Response System	9	9	1.0
Home Delivered Meal	28	558	19.9
Home Repair	1	1	1.0
Homemaker	2	8	4.0
Mental Health Outreach	1	20	20.0
Nutrition Counseling	1	1	1.0
Other	4	351	87.8
Personal Care	2	12	6.0
Protective Payee Services	1	1	1.0
Transportation	2	60	30.0
	59	1,158	19.6

### Floyd

Case Management	106	189	1.8
Day Care/Adult Day Health	4	4	1.0
	110	193	1.8

### Greene

Day Care/Adult Day Health	14	306	21.9
Nutrition Counseling	7	12	1.7
	21	318	15.1

### Grundy

Assessment/Intervention	7	7	1.0
Assisted Transportation	14	65	4.6
Chore	4	24	6.0
Home Repair	9	33	3.7
Homemaker	3	20	6.7
Mental Health Outreach	2	4	2.0
Other	32	304	9.5
Outreach	4	20	5.0
Personal Care	3	15	5.0
Telephone Reassurance	33	630	19.1
Transportation	43	225	5.2
Visiting	6	135	22.5
	160	1,482	9.3

### Guthrie

Nutrition Counseling	2	16	8.0
	2	16	8.0



## *Unmet Needs by County (SFY04)*

### Hamilton

Clients	Units	Avg./Client
Home Repair	1	1
Medication Management	1	1
	2	2

### Hardin

Assessment/Intervention	53	53	1.0
Counseling	1	66	66.0
Day Care/Adult Day Health	6	77	12.8
Emergency Response System	3	3	1.0
Home Delivered Meal	2	46	23.0
Home Repair	1	1	1.0
Homemaker	5	24	4.8
Material Aid	1	1	1.0
Mental Health Outreach	1	4	4.0
Other	3	17	5.7
Protective Payee Services	1	8	8.0
Visiting	4	40	10.0
	81	340	4.2

### Harrison

Homemaker	1	1	1.0
Legal Assistance	1	1	1.0
Personal Care	1	4	4.0
	3	6	2.0

### Henry

Alzheimer's/Caregiver Support	1	1	1.0
Assisted Transportation	2	10	5.0
Case Management	2	2	1.0
Chore	2	7	3.5
Counseling	4	29	7.3
Day Care/Adult Day Health	4	98	24.5
Material Aid	1	1	1.0
Nutrition Counseling	1	16	16.0
Outreach	2	2	1.0
Protective Payee Services	2	6	3.0
	21	172	8.2

### Howard

Assisted Transportation	4	19	4.8
Chore	1	16	16.0
Day Care/Adult Day Health	2	43	21.5
Emergency Response System	4	4	1.0
Home Delivered Meal	8	164	20.5
Other	1	31	31.0
Personal Care	1	20	20.0
Protective Payee Services	1	5	5.0
Respite	1	20	20.0
Telephone Reassurance	1	31	31.0
	24	353	14.7

### Humboldt

Home Delivered Meal	1	23	23.0
	1	23	23.0

### Ida

Legal Assistance	2	4	2.0
Other	2	11	5.5
Protective Payee Services	1	5	5.0
	5	20	4.0

### Iowa

Assisted Transportation	2	16	8.0
Chore	1	2	2.0
Day Care/Adult Day Health	2	97	48.5
Emergency Response System	4	4	1.0
Home Repair	5	41	8.2
Homemaker	1	1	1.0
Material Aid	11	11	1.0
Mental Health Outreach	1	20	20.0
Nutrition Counseling	4	13	3.3
Nutrition Education	3	6	2.0
Other	5	43	8.6
Respite	4	299	74.8
Telephone Reassurance	19	19	1.0
Transportation	6	66	11.0
Visiting	41	49	1.2
	109	687	6.3

### Jackson

Case Management	1	3	3.0
Chore	6	40	6.7
Home Delivered Meal	22	713	32.4
Home Repair	6	6	1.0
Material Aid	3	3	1.0
Medication Management	1	4	4.0
Mental Health Outreach	1	4	4.0
Other	6	32	5.3
Personal Care	1	5	5.0
Respite	4	33	8.3
Telephone Reassurance	1	1	1.0
Transportation	3	7	2.3
Visiting	3	24	8.0
	58	875	15.1

### Jasper

Congregate Meals	42	860	20.5
Home Delivered Meal	2	40	20.0
Home Repair	2	2	1.0
Transportation	48	520	10.8
Visiting	2	8	4.0
	96	1,430	14.9

### Jefferson

Day Care/Adult Day Health	2	8	4.0
	2	8	4.0

## *Unmet Needs by County (SFY04)*

### Johnson

	Clients	Units	Avg./Client
Chore	2	10	5.0
Day Care/Adult Day Health	2	62	31.0
Emergency Response System	8	8	1.0
Home Delivered Meal	2	82	41.0
Home Repair	4	30	7.5
Homemaker	2	5	2.5
Material Aid	4	4	1.0
Mental Health Outreach	3	60	20.0
Other	22	401	18.2
Personal Care	2	20	10.0
Respite	4	57	14.3
Transportation	1	5	5.0
	56	744	13.3

### Jones

Chore	2	40	20.0
Emergency Response System	5	5	1.0
Homemaker	3	40	13.3
Transportation	1	20	20.0
	11	105	9.5

### Keokuk

Chore	5	30	6.0
Day Care/Adult Day Health	6	95	15.8
Home Repair	1	1	1.0
Homemaker	4	32	8.0
Respite	11	86	7.8
Visiting	1	1	1.0
	28	245	8.8

### Lee

Alzheimer's/Caregiver Support	2	6	3.0
Assessment/Intervention	1	1	1.0
Assisted Transportation	2	6	3.0
Chore	1	5	5.0
Counseling	1	4	4.0
Day Care/Adult Day Health	7	173	24.7
Home Delivered Meal	1	25	25.0
Home Repair	1	1	1.0
Information and Assistance	1	1	1.0
Nutrition Counseling	1	8	8.0
Other	2	7	3.5
Outreach	1	1	1.0
Protective Payee Services	1	5	5.0
Visiting	39	39	1.0
	61	282	4.6

### Linn

Chore	5	80	16.0
Day Care/Adult Day Health	1	184	184.0
Emergency Response System	27	27	1.0
Homemaker	12	150	12.5
Mental Health Outreach	3	40	13.3
	48	481	10.0

### Louisa

	Clients	Units	Avg./Client
Alzheimer's/Caregiver Support	1	1	1.0
Assessment/Intervention	1	1	1.0
Assisted Transportation	2	35	17.5
Chore	3	11	3.7
Counseling	2	10	5.0
Day Care/Adult Day Health	1	25	25.0
Nutrition Education	1	1	1.0
	11	84	7.6

### Lucas

Homemaker	9	49	5.4
Nutrition Counseling	10	40	4.0
Protective Payee Services	1	1	1.0
	20	90	4.5

### Lyon

Assisted Transportation	21	182	8.7
Day Care/Adult Day Health	7	516	73.7
Home Delivered Meal	1	25	25.0
Legal Assistance	5	14	2.8
Preventative Health/Promotion	2	2	1.0
Protective Payee Services	1	1	1.0
Visiting	34	340	10.0
	71	1,080	15.2

### Madison

Chore	9	29	3.2
Congregate Meals	7	19	2.7
	16	48	3.0

### Mahaska

Chore	6	80	13.3
Day Care/Adult Day Health	23	600	26.1
Home Repair	6	6	1.0
	35	686	19.6

### Marion

Homemaker	6	31	5.2
Personal Care	4	16	4.0
Transportation	3	5	1.7
	13	52	4.0

### Marshall

Assessment/Intervention	9	16	1.8
Day Care/Adult Day Health	5	63	12.6
Emergency Response System	6	6	1.0
Home Delivered Meal	3	108	36.0
Home Repair	1	1	1.0
Homemaker	2	20	10.0
Material Aid	2	2	1.0
Other	6	42	7.0
Personal Care	2	22	11.0
Respite	1	16	16.0
Transportation	2	5	2.5
Visiting	2	10	5.0
	41	311	7.6

## *Unmet Needs by County (SFY04)*

<u>Mills</u>	Clients	Units	Avg./Client	<u>Obrien</u>	Clients	Units	Avg./Client	
Chore		1	1	1.0	Chore	28	145	5.2
Congregate Meals		1	1	1.0	Day Care/Adult Day Health	1	15	15.0
Day Care/Adult Day Health		1	1	1.0	Home Delivered Meal	1	23	23.0
Home Delivered Meal		1	1	1.0	Legal Assistance	1	1	1.0
Preventative Health/Promotion		1	1	1.0	Mental Health Outreach	1	32	32.0
		5	5	1.0	Transportation	2	4	2.0
					Visiting	1	15	15.0
						35	235	6.7
<u>Mitchell</u>					<u>Osceola</u>			
Case Management	320	1,562	4.9		Home Delivered Meal	6	138	23.0
Other	2	2	1.0		Legal Assistance	1	2	2.0
					Transportation	12	120	10.0
	322	1,564	4.9			19	260	13.7
					<u>Page</u>			
<u>Monona</u>					Assessment/Intervention	5	13	2.6
Home Delivered Meal	13	531	40.8		Emergency Response System	1	1	1.0
Homemaker	1	6	6.0		Home Delivered Meal	31	878	28.3
Other	2	12	6.0		Homemaker	8	70	8.8
					Medication Management	6	10	1.7
Protective Payee Services	2	10	5.0			51	972	19.1
	18	559	31.1		<u>Palo Alto</u>			
					Day Care/Adult Day Health	1	64	64.0
<u>Monroe</u>					Legal Assistance	1	2	2.0
Chore	5	50	10.0			2	66	33.0
Day Care/Adult Day Health	1	60	60.0		<u>Plymouth</u>			
Home Repair	8	8	1.0		Assisted Transportation	21	84	4.0
Homemaker	1	10	10.0		Chore	42	148	3.5
					Legal Assistance	4	16	4.0
Other	3	3	1.0		Transportation	4	16	4.0
Transportation	4	4	1.0			71	264	3.7
	22	135	6.1		<u>Pocahontas</u>			
<u>Montgomery</u>					Chore	32	72	2.3
Home Repair	3	3	1.0		Emergency Response System	5	5	1.0
	3	3	1.0		Home Delivered Meal	3	52	17.3
					Homemaker	1	1	1.0
<u>Muscatine</u>					Nutrition Counseling	1	1	1.0
Assisted Transportation	1	10	10.0		Personal Care	7	46	6.6
Chore	1	25	25.0		Transportation	1	1	1.0
Home Delivered Meal	2	16	8.0			50	178	3.6
					<u>Polk</u>			
Home Repair	1	1	1.0		Assisted Transportation	6	10	1.7
Homemaker	1	10	10.0		Chore	1	1	1.0
Mental Health Outreach	1	8	8.0		Day Care/Adult Day Health	4	156	39.0
Nutrition Counseling	2	18	9.0		Homemaker	81	315	3.9
Nutrition Education	1	2	2.0		Legal Assistance	68	261	3.8
Other	9	31	3.4		Personal Care	4	32	8.0
Protective Payee Services	1	5	5.0		Respite	6	18	3.0
Senior Center/Recreation	1	10	10.0		Transportation	12	21	1.8
						182	814	4.5
Telephone Reassurance	3	56	18.7					
Transportation	3	10	3.3					
Visiting	17	146	8.6					
	44	348	7.9					

## *Unmet Needs by County (SFY04)*

### Pottawattamie

Clients	Units	Avg./Client
Chore	3	90
Congregate Meals	1	30
Home Delivered Meal	16	445
Home Repair	2	2
Homemaker	70	1,378
Respite	60	1,200
	152	3,145

### Poweshiek

Assessment/Intervention	6	10	1.7
Chore	3	15	5.0
Emergency Response System	4	4	1.0
Home Delivered Meal	4	118	29.5
Home Repair	18	25	1.4
Homemaker	6	34	5.7
Medication Management	7	11	1.6
Other	40	494	12.4
Telephone Reassurance	42	600	14.3
Visiting	20	200	10.0
	150	1,511	10.1

### Ringgold

Chore	4	110	27.5
Emergency Response System	9	9	1.0
Home Delivered Meal	7	301	43.0
Homemaker	10	212	21.2
Other	2	31	15.5
Transportation	7	240	34.3
	39	903	23.2

### Sac

Chore	1	10	10.0
	1	10	10.0

### Scott

Assisted Transportation	1	15	15.0
Education/Lifetime Learning	1	20	20.0
Home Delivered Meal	1	25	25.0
Home Repair	1	1	1.0
Material Aid	4	5	1.3
Medication Management	1	31	31.0
Mental Health Outreach	1	8	8.0
Other	12	72	6.0
Telephone Reassurance	1	31	31.0
Transportation	1	10	10.0
Visiting	12	115	9.6
	36	333	9.3

### Sioux

Assisted Transportation	4	15	3.8
Chore	49	421	8.6
Home Repair	2	2	1.0
Legal Assistance	1	4	4.0
Mental Health Outreach	8	120	15.0
Respite	2	20	10.0
Transportation	1	4	4.0
	67	586	8.7

### Story

Clients	Units	Avg./Client
Alzheimer's/Caregiver Support	9	18
Day Care/Adult Day Health	22	696
Visiting	1	32
	32	746

### Tama

Assessment/Intervention	2	5	2.5
Case Management	2	6	3.0
Chore	6	27	4.5
Day Care/Adult Day Health	3	35	11.7
Emergency Response System	5	5	1.0
Home Repair	9	13	1.4
Homemaker	3	10	3.3
Material Aid	1	1	1.0
Medication Management	2	2	1.0
Mental Health Outreach	1	4	4.0
Other	21	209	10.0
Respite	8	80	10.0
Telephone Reassurance	36	530	14.7
Transportation	6	68	11.3
Visiting	15	150	10.0
	120	1,145	9.5

### Taylor

Chore	6	160	26.7
Emergency Response System	12	12	1.0
Home Delivered Meal	12	374	31.2
Homemaker	12	195	16.3
Other	3	69	23.0
Personal Care	1	80	80.0
Respite	1	2	2.0
Transportation	9	300	33.3
	56	1,192	21.3

### Union

Chore	7	180	25.7
Emergency Response System	16	16	1.0
Home Delivered Meal	10	317	31.7
Homemaker	16	480	30.0
Respite	2	90	45.0
Transportation	8	250	31.3
	59	1,333	22.6

### Van Buren

Homemaker	2	50	25.0
	2	50	25.0

### Wapello

Day Care/Adult Day Health	25	100	4.0
Home Repair	12	12	1.0
Homemaker	15	122	8.1
Personal Care	3	70	23.3
Protective Payee Services	7	7	1.0
Visiting	9	27	3.0
	71	338	4.8

## *Unmet Needs by County (SFY04)*

### Warren

	Clients	Units	Avg./Client
Chore	3	7	2.3
Day Care/Adult Day Health	1	4	4.0
Home Delivered Meal	15	185	12.3
Home Repair	1	1	1.0
Homemaker	46	124	2.7
Personal Care	30	51	1.7
Respite	4	34	8.5
Transportation	6	11	1.8
Visiting	6	21	3.5
	112	438	3.9

### Washington

Case Management	1	1	1.0
Chore	2	10	5.0
Day Care/Adult Day Health	2	2	1.0
Emergency Response System	8	8	1.0
Home Delivered Meal	2	124	62.0
Home Repair	3	21	7.0
Homemaker	1	5	5.0
Legal Assistance	2	3	1.5
Material Aid	9	9	1.0
Mental Health Outreach	5	76	15.2
Nutrition Counseling	18	25	1.4
Nutrition Education	8	13	1.6
Other	3	3	1.0
Telephone Reassurance	16	16	1.0
Transportation	5	42	8.4
Visiting	45	45	1.0
	130	403	3.1

### Wayne

Day Care/Adult Day Health	13	150	11.5
Homemaker	15	146	9.7
Protective Payee Services	1	1	1.0
Visiting	20	90	4.5
	49	387	7.9

### Webster

Chore	20	20	1.0
Homemaker	195	1,334	6.8
Nutrition Counseling	1	1	1.0
Personal Care	20	110	5.5
	236	1,465	6.2

### Winnebago

Assisted Transportation	1	1	1.0
Case Management	228	835	3.7
Transportation	3	3	1.0
Visiting	40	60	1.5
	272	899	3.3

### Winneshiek

	Clients	Units	Avg./Client
Assisted Transportation	2	17	8.5
Day Care/Adult Day Health	1	20	20.0
Emergency Response System	12	12	1.0
Home Delivered Meal	22	357	16.2
Homemaker	13	59	4.5
Mental Health Outreach	1	10	10.0
Other	3	211	70.3
Personal Care	2	11	5.5
Respite	1	48	48.0
Transportation	4	40	10.0
	61	785	12.9

### Woodbury

Assisted Transportation	3	12	4.0
Home Delivered Meal	1	23	23.0
Legal Assistance	15	61	4.1
Nutrition Counseling	2	2	1.0
Visiting	12	14	1.2
	33	112	3.4

### Worth

Assisted Transportation	4	4	1.0
Case Management	162	162	1.0
Material Aid	19	19	1.0
Transportation	4	4	1.0
	189	189	1.0

## *Unmet Needs by County, Service and Reason*

<b><u>Adair</u></b>	<u>Clients</u>	<u>Units</u>	<u>Avg/Clnt</u>
<b>Chore</b>			
No Funding Source	11	240	21.8
<b>Day Care/Adult Day Health</b>			
Funding source inadequate to cover costs	1	40	40.0
<b>Emergency Response System</b>			
No Funding Source	13	14	1.1
<b>Home Delivered Meal</b>			
Funding source inadequate to cover costs	2	82	41.0
No Funding Source	14	493	35.2
<b>Homemaker</b>			
No Funding Source	15	310	20.7
<b>Other</b>			
Funding source inadequate to cover costs	2	95	47.5
No Funding Source	5	5	1.0
<b>Personal Care</b>			
Funding source inadequate to cover costs	1	45	45.0
<b>Transportation</b>			
Funding source inadequate to cover costs	6	230	38.3
<b><u>Adams</u></b>	<u>Clients</u>	<u>Units</u>	<u>Avg/Clnt</u>
<b>Chore</b>			
No Funding Source	2	50	25.0
Unable to staff number of hours	2	50	25.0
<b>Emergency Response System</b>			
No Funding Source	6	6	1.0
<b>Home Delivered Meal</b>			
No Funding Source	7	279	39.9
<b>Home Repair</b>			
Funding source inadequate to cover costs	1	1	1.0
<b>Homemaker</b>			
No Funding Source	7	110	15.7
<b>Other</b>			
Funding source inadequate to cover costs	2	71	35.5
No Funding Source	1	1	1.0
Unable to staff number of hours	1	1	1.0
<b>Transportation</b>			
Funding source inadequate to cover costs	5	130	26.0

<b><u>Allamakee</u></b>	<u>Clients</u>	<u>Units</u>	<u>Avg/Clnt</u>
<b>Assisted Transportation</b>			
No provider available	2	25	12.5
<b>Chore</b>			
No provider available	2	10	5.0
<b>Day Care/Adult Day Health</b>			
No Funding Source	1	10	10.0
<b>Emergency Response System</b>			
No Funding Source	5	5	1.0
<b>Health Screening/Well Elderly</b>			
No provider available	1	4	4.0
<b>Home Delivered Meal</b>			
No Funding Source	2	34	17.0
No provider available	16	328	20.5
<b>Homemaker</b>			
No Funding Source	3	21	7.0
<b>Medication Management</b>			
No Funding Source	1	5	5.0
<b>Other</b>			
No provider available	1	93	93.0
<b>Protective Payee Services</b>			
No provider available	1	5	5.0
<b>Respite</b>			
No provider available	1	10	10.0
Unable to staff number of hours	1	16	16.0
<b>Transportation</b>			
No provider available	2	10	5.0
<b><u>Appanoose</u></b>	<u>Clients</u>	<u>Units</u>	<u>Avg/Clnt</u>
<b>Emergency Response System</b>			
Unable to staff number of hours	91	91	1.0
<b>Health Screening/Well Elderly</b>			
Funding source inadequate to cover costs	5	5	1.0
<b>Home Repair</b>			
Funding source inadequate to cover costs	3	3	1.0
<b>Homemaker</b>			
Funding source inadequate to cover costs	28	667	23.8
<b>Personal Care</b>			
Funding source inadequate to cover costs	3	100	33.3

*Unmet Needs by County, Service and Reason*

**Benton**

	<u>Clients</u>	<u>Units</u>	<u>Avg/Clnt</u>
<b>Emergency Response System</b>			
No Funding Source	6	6	1.0
<b>Home Repair</b>			
Funding source inadequate to cover costs	4	80	20.0
No Funding Source	4	4	1.0
<b>Homemaker</b>			
No Funding Source	2	25	12.5
<b>Legal Assistance</b>			
No provider available	1	1	1.0
<b>Medication Management</b>			
No Funding Source	1	1	1.0
Other	1	1	1.0
<b>Other</b>			
No Funding Source	1	1	1.0
<b>Transportation</b>			
No Funding Source	1	10	10.0

**Black Hawk**

	<u>Clients</u>	<u>Units</u>	<u>Avg/Clnt</u>
<b>Assessment/Intervention</b>			
No Funding Source	40	52	1.3
<b>Assisted Transportation</b>			
No Funding Source	1	4	4.0
<b>Counseling</b>			
No Funding Source	9	72	8.0
<b>Emergency Response System</b>			
No Funding Source	3	4	1.3
<b>Home Delivered Meal</b>			
Funding source inadequate to cover costs	2	62	31.0
No provider available	1	31	31.0
Other	2	62	31.0
<b>Home Repair</b>			
Funding source inadequate to cover costs	4	4	1.0
No Funding Source	7	7	1.0
<b>Homemaker</b>			
No Funding Source	2	58	29.0
<b>Material Aid</b>			
No Funding Source	4	5	1.3
<b>Medication Management</b>			
No provider available	2	2	1.0
<b>Other</b>			
Unable to staff number of hours	661930		29.2
<b>Outreach</b>			
No provider available	2	16	8.0
<b>Personal Care</b>			
No Funding Source	3	37	12.3
<b>Respite</b>			
Other	3	21	7.0
<b>Transportation</b>			
No Funding Source	1	10	10.0
No provider available	3	5	1.7

**Boone**

	<u>Clients</u>	<u>Units</u>	<u>Avg/Clnt</u>
<b>Chore</b>			
No provider available	41	532	13.0
<b>Home Repair</b>			
Funding source inadequate to cover costs	1	2	2.0
<b>Mental Health Outreach</b>			
Funding source inadequate to cover costs	532367		44.7
<b>Telephone Reassurance</b>			
Funding source inadequate to cover costs	461777		38.6
No provider available	8	290	36.3

*Unmet Needs by County, Service and Reason*

**Bremer**

	<u>Clients</u>	<u>Units</u>	<u>Avg/Clnt</u>
<b>Assessment/Intervention</b>			
No Funding Source	6	8	1.3
<b>Counseling</b>			
No Funding Source	1	5	5.0
<b>Day Care/Adult Day Health</b>			
No provider available	8	172	21.5
<b>Emergency Response System</b>			
No Funding Source	2	2	1.0
<b>Home Delivered Meal</b>			
No Funding Source	2	20	10.0
<b>Other</b>			
No provider available	2	20	10.0
Unable to staff number of hours	3	30	10.0
<b>Respite</b>			
Unable to staff number of hours	1	2	2.0
<b>Transportation</b>			
Unable to staff number of hours	1	2	2.0

**Buchanan**

	<u>Clients</u>	<u>Units</u>	<u>Avg/Clnt</u>
<b>Assessment/Intervention</b>			
No Funding Source	8	8	1.0
<b>Assisted Transportation</b>			
No provider available	3	10	3.3
Unable to staff number of hours	0	0	
<b>Emergency Response System</b>			
No Funding Source	3	3	1.0
<b>Home Delivered Meal</b>			
No Funding Source	4	123	30.8
<b>Other</b>			
No Funding Source	1	1	1.0
No provider available	6	60	10.0
Unable to staff number of hours	44	2330	53.0
<b>Transportation</b>			
No Funding Source	3	7	2.3
Unable to staff number of hours	3	6	2.0

**Buena Vista**

	<u>Clients</u>	<u>Units</u>	<u>Avg/Clnt</u>
<b>Day Care/Adult Day Health</b>			
No provider available	20	1574	78.7
<b>Emergency Response System</b>			
Other	2	2	1.0
<b>Home Delivered Meal</b>			
No provider available	3	61	20.3

**Butler**

	<u>Clients</u>	<u>Units</u>	<u>Avg/Clnt</u>
<b>Assessment/Intervention</b>			
No Funding Source	7	8	1.1
<b>Day Care/Adult Day Health</b>			
Funding source inadequate to cover costs	1	10	10.0
No provider available	4	77	19.3
<b>Emergency Response System</b>			
No Funding Source	1	1	1.0
<b>Home Delivered Meal</b>			
No Funding Source	1	10	10.0
<b>Homemaker</b>			
No Funding Source	1	5	5.0
<b>Other</b>			
Unable to staff number of hours	9	60	6.7
<b>Respite</b>			
No provider available	1	10	10.0
<b>Visiting</b>			
No provider available	2	30	15.0

**Carroll**

	<u>Clients</u>	<u>Units</u>	<u>Avg/Clnt</u>
<b>Chore</b>			
Funding source inadequate to cover costs	5	55	11.0
No provider available	5	52	10.4
<b>Day Care/Adult Day Health</b>			
Funding source inadequate to cover costs	1	88	88.0
<b>Homemaker</b>			
Funding source inadequate to cover costs	11	20	1.8
<b>Personal Care</b>			
Funding source inadequate to cover costs	6	6	1.0

**Cass**

	<u>Clients</u>	<u>Units</u>	<u>Avg/Clnt</u>
<b>Alzheimer's/Caregiver Support</b>			
No provider available	2	2	1.0
<b>Assessment/Intervention</b>			
No Funding Source	2	6	3.0
<b>Assisted Transportation</b>			
Funding source inadequate to cover costs	21	2987	142.2
<b>Homemaker</b>			
No Funding Source	12	26	2.2
Unable to staff number of hours	43	126	2.9
<b>Personal Care</b>			
No Funding Source	9	20	2.2
Unable to staff number of hours	19	792	41.7
<b>Respite</b>			
Unable to staff number of hours	1	4	4.0



*Unmet Needs by County, Service and Reason*

<b><u>Cedar</u></b>	<u>Clients</u>	<u>Units</u>	<u>Avg/Clnt</u>
<b>Day Care/Adult Day Health</b>			
No provider available	2	8	4.0
<b>Emergency Response System</b>			
Other	1	1	1.0
<b>Home Repair</b>			
No provider available	1	10	10.0
<b>Homemaker</b>			
Funding source inadequate to cover costs	1	2	2.0
No Funding Source	1	5	5.0
No provider available	2	18	9.0
Other	1	5	5.0
<b>Material Aid</b>			
Funding source inadequate to cover costs	2	2	1.0
<b>Other</b>			
No provider available	5	174	34.8
<b>Respite</b>			
No provider available	1	24	24.0
Other	1	10	10.0
<b>Telephone Reassurance</b>			
No provider available	2	10	5.0
<b>Transportation</b>			
No provider available	3	23	7.7

<b><u>Cerro Gordo</u></b>	<u>Clients</u>	<u>Units</u>	<u>Avg/Clnt</u>
<b>Chore</b>			
Funding source inadequate to cover costs	12	38	3.2
<b>Day Care/Adult Day Health</b>			
Funding source inadequate to cover costs	7	225	32.1
<b>Homemaker</b>			
Funding source inadequate to cover costs	23	119	5.2
<b>Legal Assistance</b>			
Funding source inadequate to cover costs	35	200	5.7
<b>Medication Management</b>			
Funding source inadequate to cover costs	21	24	1.1
<b>Personal Care</b>			
Funding source inadequate to cover costs	40	292	7.3

<b><u>Chickasaw</u></b>	<u>Clients</u>	<u>Units</u>	<u>Avg/Clnt</u>
<b>Assessment/Intervention</b>			
No Funding Source	1	1	1.0
<b>Day Care/Adult Day Health</b>			
No provider available	2	40	20.0
<b>Homemaker</b>			
No Funding Source	1	10	10.0
<b>Other</b>			
No provider available	3	30	10.0
<b>Respite</b>			
Unable to staff number of hours	1	10	10.0
<b>Transportation</b>			
Funding source inadequate to cover costs	1	5	5.0
<b>Visiting</b>			
No provider available	1	10	10.0

<b><u>Clarke</u></b>	<u>Clients</u>	<u>Units</u>	<u>Avg/Clnt</u>
<b>Chore</b>			
No Funding Source	4	100	25.0
<b>Emergency Response System</b>			
No Funding Source	17	17	1.0
<b>Home Delivered Meal</b>			
No Funding Source	15	449	29.9
<b>Homemaker</b>			
No Funding Source	16	395	24.7
<b>Other</b>			
Funding source inadequate to cover costs	1	1	1.0
No Funding Source	6	8	1.3
<b>Respite</b>			
Funding source inadequate to cover costs	1	30	30.0
<b>Transportation</b>			
Funding source inadequate to cover costs	1	40	40.0

<b><u>Clay</u></b>	<u>Clients</u>	<u>Units</u>	<u>Avg/Clnt</u>
<b>Legal Assistance</b>			
Funding source inadequate to cover costs	0	0	
No Funding Source	4	13	3.3
<b>Medication Management</b>			
No Funding Source	2	8	4.0
<b>Personal Care</b>			
Unable to staff number of hours	1	10	10.0

*Unmet Needs by County, Service and Reason*

**Clayton**

	<u>Clients</u>	<u>Units</u>	<u>Avg/Clnt</u>
<b>Assisted Transportation</b>			
No provider available	3	43	14.3
<b>Chore</b>			
No provider available	1	10	10.0
<b>Day Care/Adult Day Health</b>			
No provider available	5	103	20.6
<b>Home Delivered Meal</b>			
No Funding Source	0	0	
No provider available	18	389	21.6

**Homemaker**

No Funding Source	2	20	10.0
-------------------	---	----	------

**Medication Management**

No Funding Source	1	62	62.0
-------------------	---	----	------

**Mental Health Outreach**

No provider available	2	40	20.0
-----------------------	---	----	------

**Other**

No provider available	1	360	360.0
-----------------------	---	-----	-------

**Personal Care**

No Funding Source	1	10	10.0
-------------------	---	----	------

**Protective Payee Services**

No provider available	1	5	5.0
-----------------------	---	---	-----

**Respite**

No provider available	1	20	20.0
-----------------------	---	----	------

**Clinton**

	<u>Clients</u>	<u>Units</u>	<u>Avg/Clnt</u>
<b>Assisted Transportation</b>			
No provider available	1	10	10.0
Unable to staff number of hours	2	15	7.5
<b>Day Care/Adult Day Health</b>			
No provider available	17	400	23.5
<b>Emergency Response System</b>			
Unable to staff number of hours	1	1	1.0
<b>Home Repair</b>			
No provider available	2	21	10.5
<b>Other</b>			
Funding source inadequate to cover costs	0	0	
No provider available	11	57	5.2
<b>Senior Center/Recreation</b>			
No provider available	6	55	9.2
<b>Telephone Reassurance</b>			
No provider available	1	10	10.0
<b>Visiting</b>			
No provider available	28	185	6.6

**Crawford**

	<u>Clients</u>	<u>Units</u>	<u>Avg/Clnt</u>
<b>Home Delivered Meal</b>			
No provider available	1	28	28.0
<b>Other</b>			
No provider available	3	20	6.7

**Dallas**

	<u>Clients</u>	<u>Units</u>	<u>Avg/Clnt</u>
<b>Home Repair</b>			
No provider available	1	1	1.0
<b>Transportation</b>			
Funding source inadequate to cover costs	17	32	1.9
Unable to staff number of hours	41	77	1.9

**Davis**

	<u>Clients</u>	<u>Units</u>	<u>Avg/Clnt</u>
<b>Homemaker</b>			
Funding source inadequate to cover costs	11	96	8.7

**Decatur**

	<u>Clients</u>	<u>Units</u>	<u>Avg/Clnt</u>
<b>Chore</b>			
No Funding Source	13	355	27.3
<b>Emergency Response System</b>			
No Funding Source	22	22	1.0
<b>Home Delivered Meal</b>			
No Funding Source	21	679	32.3
<b>Home Repair</b>			
Funding source inadequate to cover costs	1	1	1.0
No Funding Source	1	1	1.0
<b>Homemaker</b>			
No Funding Source	23	455	19.8
<b>Material Aid</b>			
No Funding Source	2	2	1.0
<b>Other</b>			
Funding source inadequate to cover costs	2	43	21.5
No Funding Source	3	3	1.0
<b>Transportation</b>			
Funding source inadequate to cover costs	6	190	31.7
No Funding Source	1	60	60.0

**Delaware**

	<u>Clients</u>	<u>Units</u>	<u>Avg/Clnt</u>
<b>Chore</b>			
No Funding Source	22	197	9.0
No provider available	2	3	1.5
<b>Grandparent/Relative Caregiver</b>			
No provider available	1	1	1.0
<b>Home Delivered Meal</b>			
No provider available	2	62	31.0
<b>Homemaker</b>			
No Funding Source	1	8	8.0
<b>Other</b>			
No provider available	1	1	1.0
<b>Respite</b>			
No provider available	1	4	4.0
<b>Transportation</b>			
Funding source inadequate to cover costs	1	1	1.0

*Unmet Needs by County, Service and Reason*

**Des Moines**

	<u>Clients</u>	<u>Units</u>	<u>Avg/Clnt</u>
<b>Advocacy</b>			
No provider available	3	3	1.0
<b>Assessment/Intervention</b>			
No provider available	1	5	5.0
<b>Assisted Transportation</b>			
Funding source inadequate to cover costs	4	20	5.0
No provider available	2	20	10.0
Unable to staff number of hours	2	25	12.5
<b>Counseling</b>			
No Funding Source	1	5	5.0
No provider available	1	4	4.0
<b>Day Care/Adult Day Health</b>			
No provider available	10	246	24.6
<b>Education/Lifetime Learning</b>			
No provider available	1	1	1.0
<b>Home Delivered Meal</b>			
Other	1	30	30.0
<b>Homemaker</b>			
No Funding Source	3	16	5.3
Other	0	0	
Unable to staff number of hours	2	38	19.0
<b>Legal Assistance</b>			
No Funding Source	2	2	1.0
<b>Nutrition Counseling</b>			
Funding source inadequate to cover costs	1	8	8.0
No Funding Source	1	5	5.0
No provider available	1	8	8.0
<b>Other</b>			
Funding source inadequate to cover costs	0	0	
No Funding Source	1	1	1.0
No provider available	3	29	9.7
<b>Personal Care</b>			
Unable to staff number of hours	1	42	42.0
<b>Protective Payee Services</b>			
No provider available	2	7	3.5
<b>Respite</b>			
No Funding Source	0	0	
No provider available	1	10	10.0
Unable to staff number of hours	4	103	25.8
<b>Transportation</b>			
Unable to staff number of hours	1	20	20.0

**Dickinson**

	<u>Clients</u>	<u>Units</u>	<u>Avg/Clnt</u>
<b>Chore</b>			
No provider available	3	12	4.0
<b>Day Care/Adult Day Health</b>			
No provider available	283	424	122.3
<b>Legal Assistance</b>			
Funding source inadequate to cover costs	2	10	5.0
No Funding Source	3	12	4.0
<b>Dubuque</b>			
<b>Chore</b>			
Unable to staff number of hours	28	112	4.0
<b>Emergency Response System</b>			
Funding source inadequate to cover costs	51	51	1.0
Unable to staff number of hours	18	18	1.0
<b>Home Repair</b>			
Unable to staff number of hours	12	24	2.0
<b>Homemaker</b>			
Unable to staff number of hours	37	224	6.1
<b>Material Aid</b>			
Funding source inadequate to cover costs	3	3	1.0
<b>Other</b>			
Unable to staff number of hours	32	248	7.8
<b>Protective Payee Services</b>			
Unable to staff number of hours	2	2	1.0
<b>Respite</b>			
Unable to staff number of hours	15	158	10.5
<b>Emmet</b>			
<b>Chore</b>			
No provider available	11	70	6.4
<b>Day Care/Adult Day Health</b>			
No provider available	7	648	92.6
<b>Home Delivered Meal</b>			
No provider available	1	23	23.0
<b>Legal Assistance</b>			
Funding source inadequate to cover costs	1	15	15.0
<b>Personal Care</b>			
No Funding Source	1	2	2.0
<b>Transportation</b>			
Funding source inadequate to cover costs	3	60	20.0
No provider available	6	60	10.0
Unable to staff number of hours	3	40	13.3

*Unmet Needs by County, Service and Reason*

**Fayette**

	<u>Clients</u>	<u>Units</u>	<u>Avg/Clnt</u>
<b>Assisted Transportation</b>			
No provider available	1	10	10.0
<b>Congregate Meals</b>			
No provider available	1	23	23.0
<b>Counseling</b>			
No provider available	1	20	20.0
<b>Day Care/Adult Day Health</b>			
No Funding Source	4	61	15.3
No provider available	1	23	23.0
<b>Emergency Response System</b>			
No Funding Source	9	9	1.0
<b>Home Delivered Meal</b>			
No Funding Source	0	0	
No provider available	28	558	19.9
<b>Home Repair</b>			
No Funding Source	1	1	1.0
<b>Homemaker</b>			
No Funding Source	2	8	4.0
<b>Mental Health Outreach</b>			
No provider available	1	20	20.0
<b>Nutrition Counseling</b>			
No provider available	1	1	1.0
<b>Other</b>			
No provider available	4	351	87.8
<b>Personal Care</b>			
No Funding Source	2	12	6.0
<b>Protective Payee Services</b>			
No provider available	1	1	1.0
<b>Transportation</b>			
No provider available	2	60	30.0

**Floyd**

	<u>Clients</u>	<u>Units</u>	<u>Avg/Clnt</u>
<b>Case Management</b>			
Funding source inadequate to cover costs	1	1	1.0
No Funding Source	84	84	1.0
Unable to staff number of hours	21	104	5.0
<b>Day Care/Adult Day Health</b>			
Funding source inadequate to cover costs	4	4	1.0

**Greene**

	<u>Clients</u>	<u>Units</u>	<u>Avg/Clnt</u>
<b>Day Care/Adult Day Health</b>			
Funding source inadequate to cover costs	2	16	8.0
No provider available	12	290	24.2
<b>Nutrition Counseling</b>			
Funding source inadequate to cover costs	7	12	1.7

**Grundy**

	<u>Clients</u>	<u>Units</u>	<u>Avg/Clnt</u>
<b>Assessment/Intervention</b>			
No Funding Source	7	7	1.0
<b>Assisted Transportation</b>			
No provider available	14	65	4.6
<b>Chore</b>			
No provider available	4	24	6.0
<b>Home Repair</b>			
Funding source inadequate to cover costs	8	31	3.9
No Funding Source	1	2	2.0
<b>Homemaker</b>			
Funding source inadequate to cover costs	2	10	5.0
No Funding Source	1	10	10.0
<b>Mental Health Outreach</b>			
Unable to staff number of hours	2	4	2.0
<b>Other</b>			
No provider available	30	264	8.8
Unable to staff number of hours	2	40	20.0
<b>Outreach</b>			
Unable to staff number of hours	4	20	5.0
<b>Personal Care</b>			
Funding source inadequate to cover costs	2	10	5.0
No Funding Source	1	5	5.0
<b>Telephone Reassurance</b>			
No provider available	33	630	19.1
<b>Transportation</b>			
No Funding Source	4	50	12.5
No provider available	34	165	4.9
Unable to staff number of hours	5	10	2.0

**Visiting**

No provider available	6	135	22.5
-----------------------	---	-----	------

**Guthrie**

	<u>Clients</u>	<u>Units</u>	<u>Avg/Clnt</u>
<b>Nutrition Counseling</b>			
No provider available	2	16	8.0

**Hamilton**

	<u>Clients</u>	<u>Units</u>	<u>Avg/Clnt</u>
<b>Home Repair</b>			
No Funding Source	1	1	1.0
<b>Medication Management</b>			
Funding source inadequate to cover costs	1	1	1.0

*Unmet Needs by County, Service and Reason*

**Hardin**

	<u>Clients</u>	<u>Units</u>	<u>Avg/Clnt</u>
<b>Assessment/Intervention</b>			
No Funding Source	53	53	1.0
<b>Counseling</b>			
No provider available	1	66	66.0
<b>Day Care/Adult Day Health</b>			
No provider available	6	77	12.8
<b>Emergency Response System</b>			
No Funding Source	3	3	1.0
<b>Home Delivered Meal</b>			
No Funding Source	2	46	23.0
<b>Home Repair</b>			
Funding source inadequate to cover costs	1	1	1.0
<b>Homemaker</b>			
No Funding Source	5	24	4.8
<b>Material Aid</b>			
Funding source inadequate to cover costs	1	1	1.0
<b>Mental Health Outreach</b>			
No Funding Source	1	4	4.0
<b>Other</b>			
Funding source inadequate to cover costs	1	1	1.0
No provider available	2	16	8.0
<b>Protective Payee Services</b>			
No provider available	1	8	8.0
<b>Visiting</b>			
No provider available	4	40	10.0

**Harrison**

	<u>Clients</u>	<u>Units</u>	<u>Avg/Clnt</u>
<b>Homemaker</b>			
No Funding Source	1	1	1.0
<b>Legal Assistance</b>			
No provider available	1	1	1.0
<b>Personal Care</b>			
Other	1	4	4.0

**Henry**

	<u>Clients</u>	<u>Units</u>	<u>Avg/Clnt</u>
<b>Alzheimer's/Caregiver Support</b>			
No provider available	1	1	1.0
<b>Assisted Transportation</b>			
No provider available	2	10	5.0
<b>Case Management</b>			
No Funding Source	2	2	1.0
<b>Chore</b>			
No provider available	2	7	3.5
<b>Counseling</b>			
No provider available	4	29	7.3
<b>Day Care/Adult Day Health</b>			
No provider available	4	98	24.5
<b>Material Aid</b>			
No provider available	1	1	1.0
<b>Nutrition Counseling</b>			
No provider available	1	16	16.0
<b>Outreach</b>			
No provider available	2	2	1.0
<b>Protective Payee Services</b>			
No Funding Source	1	5	5.0
No provider available	1	1	1.0

**Howard**

	<u>Clients</u>	<u>Units</u>	<u>Avg/Clnt</u>
<b>Assisted Transportation</b>			
No provider available	4	19	4.8
Unable to staff number of hours	0	0	
<b>Chore</b>			
No Funding Source	1	16	16.0
<b>Day Care/Adult Day Health</b>			
No provider available	2	43	21.5
<b>Emergency Response System</b>			
No Funding Source	4	4	1.0
<b>Home Delivered Meal</b>			
No provider available	8	164	20.5
<b>Other</b>			
Other	1	31	31.0
<b>Personal Care</b>			
Other	1	20	20.0
<b>Protective Payee Services</b>			
No provider available	1	5	5.0
<b>Respite</b>			
No Funding Source	1	20	20.0
<b>Telephone Reassurance</b>			
No provider available	1	31	31.0

**Humboldt**

	<u>Clients</u>	<u>Units</u>	<u>Avg/Clnt</u>
<b>Home Delivered Meal</b>			
No provider available	1	23	23.0

*Unmet Needs by County, Service and Reason*

<u>Ida</u>	<u>Clients</u>	<u>Units</u>	<u>Avg/Clnt</u>
<b>Legal Assistance</b>			
Funding source inadequate to cover costs	1	2	2.0
No Funding Source	1	2	2.0
<b>Other</b>			
No provider available	2	11	5.5
<b>Protective Payee Services</b>			
No provider available	1	5	5.0
<u>Iowa</u>			
<u>Assisted Transportation</u>	<u>Clients</u>	<u>Units</u>	<u>Avg/Clnt</u>
Unable to staff number of hours	2	16	8.0
<b>Chore</b>			
Unable to staff number of hours	1	2	2.0
<b>Day Care/Adult Day Health</b>			
Funding source inadequate to cover costs	1	96	96.0
No Funding Source	1	1	1.0
<b>Emergency Response System</b>			
Funding source inadequate to cover costs	3	3	1.0
No Funding Source	1	1	1.0
<b>Home Repair</b>			
Funding source inadequate to cover costs	3	28	9.3
No Funding Source	1	5	5.0
No provider available	1	8	8.0
<b>Homemaker</b>			
Funding source inadequate to cover costs	1	1	1.0
<b>Material Aid</b>			
Funding source inadequate to cover costs	11	11	1.0
<b>Mental Health Outreach</b>			
Funding source inadequate to cover costs	1	20	20.0
<b>Nutrition Counseling</b>			
No provider available	4	13	3.3
<b>Nutrition Education</b>			
No provider available	3	6	2.0
<b>Other</b>			
No Funding Source	0	0	
No provider available	5	43	8.6
<b>Respite</b>			
Funding source inadequate to cover costs	3	293	97.7
No provider available	1	6	6.0
<b>Telephone Reassurance</b>			
No provider available	19	19	1.0
<b>Transportation</b>			
Funding source inadequate to cover costs	6	66	11.0
<b>Visiting</b>			
No provider available	39	39	1.0
Other	2	10	5.0

<u>Jackson</u>	<u>Clients</u>	<u>Units</u>	<u>Avg/Clnt</u>
<b>Case Management</b>			
Unable to staff number of hours	1	3	3.0
<b>Chore</b>			
Unable to staff number of hours	6	40	6.7
<b>Home Delivered Meal</b>			
No Funding Source	2	62	31.0
No provider available	20	651	32.6
<b>Home Repair</b>			
Funding source inadequate to cover costs	6	6	1.0
<b>Material Aid</b>			
Funding source inadequate to cover costs	2	2	1.0
No Funding Source	1	1	1.0
<b>Medication Management</b>			
Funding source inadequate to cover costs	1	4	4.0
<b>Mental Health Outreach</b>			
Funding source inadequate to cover costs	1	4	4.0
<b>Other</b>			
No Funding Source	2	12	6.0
Unable to staff number of hours	4	20	5.0
<b>Personal Care</b>			
Funding source inadequate to cover costs	0	0	
Unable to staff number of hours	1	5	5.0
<b>Respite</b>			
Funding source inadequate to cover costs	2	24	12.0
No Funding Source	1	5	5.0
No provider available	1	4	4.0
<b>Telephone Reassurance</b>			
No provider available	1	1	1.0
<b>Transportation</b>			
Unable to staff number of hours	3	7	2.3
<b>Visiting</b>			
No provider available	3	24	8.0
<u>Jasper</u>			
<u>Congregate Meals</u>	<u>Clients</u>	<u>Units</u>	<u>Avg/Clnt</u>
Funding source inadequate to cover costs	28	580	20.7
No provider available	2	40	20.0
Other	12	240	20.0
<b>Home Delivered Meal</b>			
Funding source inadequate to cover costs	2	40	20.0
<b>Home Repair</b>			
No provider available	2	2	1.0
<b>Transportation</b>			
Funding source inadequate to cover costs	32	456	14.3
Other	6	26	4.3
Unable to staff number of hours	10	38	3.8
<b>Visiting</b>			
No provider available	2	8	4.0

*Unmet Needs by County, Service and Reason*

**Jefferson**

**Day Care/Adult Day Health**

No provider available 2 8 4.0

**Johnson**

**Chore**

Funding source inadequate to cover costs 1 5 5.0

Other 1 5 5.0

**Day Care/Adult Day Health**

No provider available 1 52 52.0

Other 1 10 10.0

**Emergency Response System**

Other 8 8 1.0

**Home Delivered Meal**

No Funding Source 1 62 62.0

Other 1 20 20.0

**Home Repair**

No Funding Source 3 20 6.7

No provider available 1 10 10.0

**Homemaker**

Funding source inadequate to cover costs 2 5 2.5

**Material Aid**

Funding source inadequate to cover costs 3 3 1.0

No provider available 1 1 1.0

**Mental Health Outreach**

Funding source inadequate to cover costs 1 20 20.0

No provider available 2 40 20.0

**Other**

Funding source inadequate to cover costs 1 1 1.0

No Funding Source 4 124 31.0

No provider available 13 272 20.9

Other 4 4 1.0

**Personal Care**

Other 2 20 10.0

**Respite**

No Funding Source 3 47 15.7

No provider available 1 10 10.0

**Transportation**

Funding source inadequate to cover costs 1 5 5.0

**Jones**

**Chore**

No Funding Source 2 40 20.0

**Emergency Response System**

No Funding Source 5 5 1.0

**Homemaker**

No Funding Source 3 40 13.3

**Transportation**

No Funding Source 1 20 20.0

**Keokuk**

**Chore**

No provider available 5 30 6.0

**Day Care/Adult Day Health**

No provider available 6 95 15.8

**Home Repair**

Funding source inadequate to cover costs 1 1 1.0

**Homemaker**

Unable to staff number of hours 4 32 8.0

**Respite**

No provider available 1 8 8.0

Unable to staff number of hours 10 78 7.8

**Visiting**

No provider available 1 1 1.0

**Lee**

**Alzheimer's/Caregiver Support**

No provider available 2 6 3.0

**Assessment/Intervention**

No provider available 1 1 1.0

**Assisted Transportation**

Funding source inadequate to cover costs 1 1 1.0

No provider available 1 5 5.0

**Chore**

Unable to staff number of hours 1 5 5.0

**Counseling**

No provider available 1 4 4.0

**Day Care/Adult Day Health**

No provider available 7 173 24.7

**Home Delivered Meal**

Other 1 25 25.0

**Home Repair**

No Funding Source 1 1 1.0

**Information and Assistance**

No Funding Source 1 1 1.0

**Nutrition Counseling**

No provider available 1 8 8.0

**Other**

Funding source inadequate to cover costs 1 1 1.0

No Funding Source 1 6 6.0

**Outreach**

No provider available 1 1 1.0

**Protective Payee Services**

No provider available 1 5 5.0

**Visiting**

No Funding Source 39 39 1.0

*Unmet Needs by County, Service and Reason*

<u>Linn</u>	<u>Clients</u>	<u>Units</u>	<u>Avg/CInt</u>
<b>Chore</b>			
No Funding Source	5	80	16.0
<b>Day Care/Adult Day Health</b>			
No Funding Source	1	184	184.0
<b>Emergency Response System</b>			
No Funding Source	27	27	1.0
<b>Homemaker</b>			
No Funding Source	12	150	12.5
<b>Mental Health Outreach</b>			
No Funding Source	3	40	13.3
<u>Louisa</u>	<u>Clients</u>	<u>Units</u>	<u>Avg/CInt</u>
<b>Alzheimer's/Caregiver Support</b>			
No provider available	1	1	1.0
<b>Assessment/Intervention</b>			
No provider available	1	1	1.0
<b>Assisted Transportation</b>			
No provider available	2	35	17.5
<b>Chore</b>			
No provider available	3	11	3.7
<b>Counseling</b>			
No provider available	2	10	5.0
<b>Day Care/Adult Day Health</b>			
No provider available	1	25	25.0
<b>Nutrition Education</b>			
No provider available	1	1	1.0
<u>Lucas</u>	<u>Clients</u>	<u>Units</u>	<u>Avg/CInt</u>
<b>Homemaker</b>			
Unable to staff number of hours	9	49	5.4
<b>Nutrition Counseling</b>			
No provider available	10	40	4.0
<b>Protective Payee Services</b>			
No provider available	1	1	1.0

<u>Lyon</u>	<u>Clients</u>	<u>Units</u>	<u>Avg/CInt</u>
<b>Assisted Transportation</b>			
No provider available	21	182	8.7
<b>Day Care/Adult Day Health</b>			
No Funding Source	4	192	48.0
No provider available	2	276	138.0
Other	1	48	48.0
<b>Home Delivered Meal</b>			
Other	1	25	25.0
<b>Legal Assistance</b>			
No Funding Source	4	13	3.3
Unable to staff number of hours	1	1	1.0
<b>Preventative Health/Promotion</b>			
No provider available	2	2	1.0
<b>Protective Payee Services</b>			
No provider available	1	1	1.0
<b>Visiting</b>			
No provider available	34	340	10.0
<u>Madison</u>	<u>Clients</u>	<u>Units</u>	<u>Avg/CInt</u>
<b>Chore</b>			
Funding source inadequate to cover costs	9	29	3.2
<b>Congregate Meals</b>			
Funding source inadequate to cover costs	7	19	2.7
<u>Mahaska</u>	<u>Clients</u>	<u>Units</u>	<u>Avg/CInt</u>
<b>Chore</b>			
No provider available	6	80	13.3
<b>Day Care/Adult Day Health</b>			
No provider available	23	600	26.1
<b>Home Repair</b>			
Funding source inadequate to cover costs	6	6	1.0
<u>Marion</u>	<u>Clients</u>	<u>Units</u>	<u>Avg/CInt</u>
<b>Homemaker</b>			
Funding source inadequate to cover costs	6	31	5.2
<b>Personal Care</b>			
Funding source inadequate to cover costs	4	16	4.0
<b>Transportation</b>			
Unable to staff number of hours	3	5	1.7



*Unmet Needs by County, Service and Reason*

**Marshall**

	<u>Clients</u>	<u>Units</u>	<u>Avg/Clnt</u>
<b>Assessment/Intervention</b>			
No Funding Source	9	16	1.8
<b>Day Care/Adult Day Health</b>			
No provider available	5	63	12.6
<b>Emergency Response System</b>			
No Funding Source	6	6	1.0
<b>Home Delivered Meal</b>			
No Funding Source	3	108	36.0
<b>Home Repair</b>			
Funding source inadequate to cover costs	1	1	1.0
<b>Homemaker</b>			
No Funding Source	2	20	10.0
<b>Material Aid</b>			
Funding source inadequate to cover costs	2	2	1.0
<b>Other</b>			
No provider available	6	42	7.0
<b>Personal Care</b>			
No Funding Source	2	22	11.0
<b>Respite</b>			
Unable to staff number of hours	1	16	16.0
<b>Transportation</b>			
No Funding Source	2	5	2.5
<b>Visiting</b>			
No provider available	2	10	5.0
<b><u>Mills</u></b>	<u>Clients</u>	<u>Units</u>	<u>Avg/Clnt</u>
<b>Chore</b>			
No provider available	1	1	1.0
<b>Congregate Meals</b>			
No provider available	1	1	1.0
<b>Day Care/Adult Day Health</b>			
No provider available	1	1	1.0
<b>Home Delivered Meal</b>			
No provider available	1	1	1.0
<b>Preventative Health/Promotion</b>			
No provider available	1	1	1.0
<b><u>Mitchell</u></b>	<u>Clients</u>	<u>Units</u>	<u>Avg/Clnt</u>
<b>Case Management</b>			
No Funding Source	320	1562	4.9
<b>Other</b>			
Funding source inadequate to cover costs	2	2	1.0

**Monona**

	<u>Clients</u>	<u>Units</u>	<u>Avg/Clnt</u>
<b>Home Delivered Meal</b>			
Funding source inadequate to cover costs	4	174	43.5
No Funding Source	9	357	39.7
<b>Homemaker</b>			
Funding source inadequate to cover costs	1	6	6.0
<b>Other</b>			
No provider available	2	12	6.0
<b>Protective Payee Services</b>			
No provider available	2	10	5.0

**Monroe**

	<u>Clients</u>	<u>Units</u>	<u>Avg/Clnt</u>
<b>Chore</b>			
No provider available	4	40	10.0
Unable to staff number of hours	1	10	10.0
<b>Day Care/Adult Day Health</b>			
No provider available	1	60	60.0
<b>Home Repair</b>			
Funding source inadequate to cover costs	8	8	1.0
<b>Homemaker</b>			
Funding source inadequate to cover costs	1	10	10.0
<b>Other</b>			
No provider available	3	3	1.0
<b>Transportation</b>			
Funding source inadequate to cover costs	4	4	1.0

**Montgomery**

	<u>Clients</u>	<u>Units</u>	<u>Avg/Clnt</u>
<b>Home Repair</b>			
Other	3	3	1.0

*Unmet Needs by County, Service and Reason*

**Muscatine**

	<u>Clients</u>	<u>Units</u>	<u>Avg/Clnt</u>
<b>Assisted Transportation</b>			
No provider available	1	10	10.0
<b>Chore</b>			
No provider available	1	25	25.0
<b>Home Delivered Meal</b>			
No Funding Source	2	16	8.0
<b>Home Repair</b>			
Funding source inadequate to cover costs	1	1	1.0
<b>Homemaker</b>			
No Funding Source	1	10	10.0
<b>Mental Health Outreach</b>			
No provider available	1	8	8.0
<b>Nutrition Counseling</b>			
No provider available	2	18	9.0
<b>Nutrition Education</b>			
No provider available	1	2	2.0
<b>Other</b>			
Funding source inadequate to cover costs	2	2	1.0
No provider available	7	29	4.1
<b>Protective Payee Services</b>			
No Funding Source	1	5	5.0
<b>Senior Center/Recreation</b>			
Other	1	10	10.0
<b>Telephone Reassurance</b>			
No provider available	3	56	18.7
<b>Transportation</b>			
Funding source inadequate to cover costs	1	2	2.0
No provider available	2	8	4.0
<b>Visiting</b>			
No provider available	17	146	8.6
<b><u>O'Brien</u></b>	<u>Clients</u>	<u>Units</u>	<u>Avg/Clnt</u>
<b>Chore</b>			
No provider available	28	145	5.2
<b>Day Care/Adult Day Health</b>			
No provider available	1	15	15.0
<b>Home Delivered Meal</b>			
No provider available	1	23	23.0
<b>Legal Assistance</b>			
No Funding Source	1	1	1.0
<b>Mental Health Outreach</b>			
No provider available	1	32	32.0
<b>Transportation</b>			
Funding source inadequate to cover costs	2	4	2.0
<b>Visiting</b>			
Other	1	15	15.0

**Osceola**

	<u>Clients</u>	<u>Units</u>	<u>Avg/Clnt</u>
<b>Home Delivered Meal</b>			
No provider available	6	138	23.0
<b>Legal Assistance</b>			
No Funding Source	1	2	2.0
<b>Transportation</b>			
No provider available	12	120	10.0
<b><u>Page</u></b>	<u>Clients</u>	<u>Units</u>	<u>Avg/Clnt</u>
<b>Assessment/Intervention</b>			
Funding source inadequate to cover costs	1	2	2.0
Other	4	11	2.8
<b>Emergency Response System</b>			
Funding source inadequate to cover costs	1	1	1.0
<b>Home Delivered Meal</b>			
No Funding Source	31	878	28.3
Other	0	0	
<b>Homemaker</b>			
Funding source inadequate to cover costs	1	10	10.0
No Funding Source	4	38	9.5
Other	3	22	7.3
<b>Medication Management</b>			
No Funding Source	2	2	1.0
Other	4	8	2.0
<b><u>Palo Alto</u></b>	<u>Clients</u>	<u>Units</u>	<u>Avg/Clnt</u>
<b>Day Care/Adult Day Health</b>			
No provider available	1	64	64.0
<b>Legal Assistance</b>			
No Funding Source	1	2	2.0
<b><u>Plymouth</u></b>	<u>Clients</u>	<u>Units</u>	<u>Avg/Clnt</u>
<b>Assisted Transportation</b>			
Funding source inadequate to cover costs	2	8	4.0
No Funding Source	0	0	
Unable to staff number of hours	19	76	4.0
<b>Chore</b>			
No provider available	42	148	3.5
<b>Legal Assistance</b>			
Funding source inadequate to cover costs	1	4	4.0
No Funding Source	3	12	4.0
<b>Transportation</b>			
No provider available	4	16	4.0

*Unmet Needs by County, Service and Reason*

**Pocahontas**

	<u>Clients</u>	<u>Units</u>	<u>Avg/Clnt</u>
<b>Chore</b>			
No provider available	32	72	2.3
<b>Emergency Response System</b>			
No Funding Source	5	5	1.0
<b>Home Delivered Meal</b>			
No Funding Source	3	52	17.3
<b>Homemaker</b>			
No Funding Source	1	1	1.0
<b>Nutrition Counseling</b>			
No Funding Source	1	1	1.0
<b>Personal Care</b>			
Funding source inadequate to cover costs	7	46	6.6
<b>Transportation</b>			
No provider available	1	1	1.0

**Polk**

	<u>Clients</u>	<u>Units</u>	<u>Avg/Clnt</u>
<b>Assisted Transportation</b>			
Funding source inadequate to cover costs	6	10	1.7
<b>Chore</b>			
No provider available	1	1	1.0
<b>Day Care/Adult Day Health</b>			
Funding source inadequate to cover costs	4	156	39.0
<b>Homemaker</b>			
Funding source inadequate to cover costs	76	304	4.0
No provider available	5	11	2.2
Unable to staff number of hours	0	0	
<b>Legal Assistance</b>			
Funding source inadequate to cover costs	19	68	3.6
No Funding Source	31	112	3.6
Unable to staff number of hours	18	81	4.5
<b>Personal Care</b>			
Funding source inadequate to cover costs	4	32	8.0
<b>Respite</b>			
Funding source inadequate to cover costs	4	11	2.8
No provider available	1	1	1.0
Unable to staff number of hours	1	6	6.0
<b>Transportation</b>			
Funding source inadequate to cover costs	9	18	2.0
No provider available	3	3	1.0

**Pottawattamie**

	<u>Clients</u>	<u>Units</u>	<u>Avg/Clnt</u>
<b>Chore</b>			
Funding source inadequate to cover costs	3	90	30.0
<b>Congregate Meals</b>			
Funding source inadequate to cover costs	1	30	30.0
<b>Home Delivered Meal</b>			
Funding source inadequate to cover costs	14	385	27.5
No Funding Source	2	60	30.0
<b>Home Repair</b>			
No Funding Source	2	2	1.0
<b>Homemaker</b>			
Funding source inadequate to cover costs	2	40	20.0
No Funding Source	68	1338	19.7
Other	0	0	
<b>Respite</b>			
No Funding Source	60	1200	20.0

**Poweshiek**

	<u>Clients</u>	<u>Units</u>	<u>Avg/Clnt</u>
<b>Assessment/Intervention</b>			
No Funding Source	6	10	1.7
<b>Chore</b>			
No provider available	3	15	5.0
<b>Emergency Response System</b>			
Funding source inadequate to cover costs	4	4	1.0
<b>Home Delivered Meal</b>			
Funding source inadequate to cover costs	2	62	31.0
No Funding Source	2	56	28.0
<b>Home Repair</b>			
Funding source inadequate to cover costs	10	16	1.6
No Funding Source	1	2	2.0
No provider available	7	7	1.0
<b>Homemaker</b>			
Funding source inadequate to cover costs	4	20	5.0
No Funding Source	2	14	7.0
<b>Medication Management</b>			
Funding source inadequate to cover costs	2	2	1.0
No Funding Source	5	9	1.8
<b>Other</b>			
No provider available	40	494	12.4
<b>Telephone Reassurance</b>			
No provider available	42	600	14.3
<b>Visiting</b>			
No provider available	20	200	10.0

*Unmet Needs by County, Service and Reason*

**Ringgold**

	<u>Clients</u>	<u>Units</u>	<u>Avg/Clnt</u>
<b>Chore</b>			
No Funding Source	4	110	27.5
<b>Emergency Response System</b>			
No Funding Source	9	9	1.0
<b>Home Delivered Meal</b>			
No Funding Source	7	301	43.0
<b>Homemaker</b>			
Funding source inadequate to cover costs	1	20	20.0
No Funding Source	9	192	21.3
<b>Other</b>			
No Funding Source	1	1	1.0
Unable to staff number of hours	1	30	30.0
<b>Transportation</b>			
Funding source inadequate to cover costs	7	240	34.3

**Sac**

	<u>Clients</u>	<u>Units</u>	<u>Avg/Clnt</u>
<b>Chore</b>			
No provider available	1	10	10.0

**Scott**

	<u>Clients</u>	<u>Units</u>	<u>Avg/Clnt</u>
<b>Assisted Transportation</b>			
Unable to staff number of hours	1	15	15.0
<b>Education/Lifetime Learning</b>			
No provider available	1	20	20.0
<b>Home Delivered Meal</b>			
No provider available	1	25	25.0
<b>Home Repair</b>			
No provider available	1	1	1.0
<b>Material Aid</b>			
Funding source inadequate to cover costs	3	3	1.0
No Funding Source	1	2	2.0
<b>Medication Management</b>			
Funding source inadequate to cover costs	1	31	31.0
<b>Mental Health Outreach</b>			
Unable to staff number of hours	1	8	8.0
<b>Other</b>			
Funding source inadequate to cover costs	1	1	1.0
No provider available	9	50	5.6
Unable to staff number of hours	2	21	10.5
<b>Telephone Reassurance</b>			
No provider available	1	31	31.0
<b>Transportation</b>			
No Funding Source	1	10	10.0
<b>Visiting</b>			
No provider available	12	115	9.6

**Sioux**

	<u>Clients</u>	<u>Units</u>	<u>Avg/Clnt</u>
<b>Assisted Transportation</b>			
Funding source inadequate to cover costs	2	9	4.5
No provider available	2	6	3.0
<b>Chore</b>			
Funding source inadequate to cover costs	7	47	6.7
No provider available	42	374	8.9
<b>Home Repair</b>			
Funding source inadequate to cover costs	2	2	1.0
<b>Legal Assistance</b>			
No Funding Source	1	4	4.0
<b>Mental Health Outreach</b>			
Funding source inadequate to cover costs	8	120	15.0
<b>Respite</b>			
No provider available	2	20	10.0
<b>Transportation</b>			
Funding source inadequate to cover costs	1	4	4.0

**Story**

	<u>Clients</u>	<u>Units</u>	<u>Avg/Clnt</u>
<b>Alzheimer's/Caregiver Support</b>			
No provider available	7	14	2.0
Unable to staff number of hours	2	4	2.0
<b>Day Care/Adult Day Health</b>			
Funding source inadequate to cover costs	22	696	31.6
<b>Visiting</b>			
Unable to staff number of hours	1	32	32.0

*Unmet Needs by County, Service and Reason*

<b><u>Tama</u></b>	<u>Clients</u>	<u>Units</u>	<u>Avg/Clnt</u>
<b>Assessment/Intervention</b>			
No Funding Source	2	5	2.5
<b>Case Management</b>			
No provider available	2	6	3.0
<b>Chore</b>			
Funding source inadequate to cover costs	1	2	2.0
No provider available	5	25	5.0
<b>Day Care/Adult Day Health</b>			
No provider available	3	35	11.7
<b>Emergency Response System</b>			
Funding source inadequate to cover costs	5	5	1.0
<b>Home Repair</b>			
Funding source inadequate to cover costs	5	9	1.8
No Funding Source	4	4	1.0
<b>Homemaker</b>			
Funding source inadequate to cover costs	3	10	3.3
<b>Material Aid</b>			
No Funding Source	1	1	1.0
<b>Medication Management</b>			
Funding source inadequate to cover costs	2	2	1.0
<b>Mental Health Outreach</b>			
No provider available	1	4	4.0
<b>Other</b>			
No provider available	21	209	10.0
<b>Respite</b>			
Unable to staff number of hours	8	80	10.0
<b>Telephone Reassurance</b>			
No provider available	36	530	14.7
<b>Transportation</b>			
Funding source inadequate to cover costs	1	3	3.0
No provider available	2	50	25.0
Unable to staff number of hours	3	15	5.0
<b>Visiting</b>			
No provider available	15	150	10.0

<b><u>Taylor</u></b>	<u>Clients</u>	<u>Units</u>	<u>Avg/Clnt</u>
<b>Chore</b>			
No Funding Source	4	100	25.0
No provider available	1	30	30.0
Unable to staff number of hours	1	30	30.0
<b>Emergency Response System</b>			
No Funding Source	12	12	1.0
<b>Home Delivered Meal</b>			
No Funding Source	12	374	31.2
<b>Homemaker</b>			
No Funding Source	12	195	16.3
<b>Other</b>			
Funding source inadequate to cover costs	1	6	6.0
No Funding Source	1	1	1.0
Unable to staff number of hours	1	62	62.0
<b>Personal Care</b>			
Funding source inadequate to cover costs	1	80	80.0
<b>Respite</b>			
Funding source inadequate to cover costs	1	2	2.0
<b>Transportation</b>			
Funding source inadequate to cover costs	9	300	33.3

<b><u>Union</u></b>	<u>Clients</u>	<u>Units</u>	<u>Avg/Clnt</u>
<b>Chore</b>			
No Funding Source	7	180	25.7
<b>Emergency Response System</b>			
No Funding Source	16	16	1.0
<b>Home Delivered Meal</b>			
No Funding Source	10	317	31.7
<b>Homemaker</b>			
No Funding Source	16	480	30.0
<b>Respite</b>			
Funding source inadequate to cover costs	1	60	60.0
No Funding Source	1	30	30.0
<b>Transportation</b>			
Funding source inadequate to cover costs	8	250	31.3
<b>Van Buren</b>			
<b>Homemaker</b>			
Funding source inadequate to cover costs	2	50	25.0

*Unmet Needs by County, Service and Reason*

**Wapello**

	<u>Clients</u>	<u>Units</u>	<u>Avg/Clnt</u>
<b>Day Care/Adult Day Health</b>			
No provider available	25	100	4.0
<b>Home Repair</b>			
No Funding Source	12	12	1.0
<b>Homemaker</b>			
Funding source inadequate to cover costs	15	122	8.1
<b>Personal Care</b>			
Funding source inadequate to cover costs	3	70	23.3
<b>Protective Payee Services</b>			
No provider available	2	2	1.0
Unable to staff number of hours	5	5	1.0
<b>Visiting</b>			
No provider available	9	27	3.0
<b>Warren</b>			
	<u>Clients</u>	<u>Units</u>	<u>Avg/Clnt</u>
<b>Chore</b>			
Funding source inadequate to cover costs	2	5	2.5
No provider available	1	2	2.0
<b>Day Care/Adult Day Health</b>			
No provider available	1	4	4.0
<b>Home Delivered Meal</b>			
Funding source inadequate to cover costs	15	185	12.3
<b>Home Repair</b>			
No provider available	1	1	1.0
<b>Homemaker</b>			
Unable to staff number of hours	46	124	2.7
<b>Personal Care</b>			
Unable to staff number of hours	30	51	1.7
<b>Respite</b>			
Funding source inadequate to cover costs	3	24	8.0
Unable to staff number of hours	1	10	10.0
<b>Transportation</b>			
Unable to staff number of hours	6	11	1.8
<b>Visiting</b>			
No provider available	5	20	4.0
Unable to staff number of hours	1	1	1.0

**Washington**

	<u>Clients</u>	<u>Units</u>	<u>Avg/Clnt</u>
<b>Case Management</b>			
Other	1	1	1.0
<b>Chore</b>			
No provider available	2	10	5.0
<b>Day Care/Adult Day Health</b>			
Other	2	2	1.0
<b>Emergency Response System</b>			
Funding source inadequate to cover costs	5	5	1.0
Other	3	3	1.0
<b>Home Delivered Meal</b>			
No provider available	1	62	62.0
Other	1	62	62.0
<b>Home Repair</b>			
Funding source inadequate to cover costs	1	10	10.0
No provider available	2	11	5.5
<b>Homemaker</b>			
Funding source inadequate to cover costs	1	5	5.0
<b>Legal Assistance</b>			
No provider available	1	2	2.0
Other	1	1	1.0
<b>Material Aid</b>			
Funding source inadequate to cover costs	9	9	1.0
<b>Mental Health Outreach</b>			
Funding source inadequate to cover costs	3	36	12.0
No Funding Source	2	40	20.0
<b>Nutrition Counseling</b>			
No provider available	18	25	1.4
<b>Nutrition Education</b>			
No provider available	8	13	1.6
<b>Other</b>			
No Funding Source	2	2	1.0
No provider available	1	1	1.0
<b>Telephone Reassurance</b>			
No provider available	16	16	1.0
<b>Transportation</b>			
Funding source inadequate to cover costs	5	42	8.4
<b>Visiting</b>			
No provider available	45	45	1.0
<b>Wayne</b>			
	<u>Clients</u>	<u>Units</u>	<u>Avg/Clnt</u>
<b>Day Care/Adult Day Health</b>			
No provider available	13	150	11.5
<b>Homemaker</b>			
Funding source inadequate to cover costs	15	146	9.7
<b>Protective Payee Services</b>			
No provider available	1	1	1.0
<b>Visiting</b>			
No provider available	20	90	4.5

*Unmet Needs by County, Service and Reason*

**Webster**

	<u>Clients</u>	<u>Units</u>	<u>Avg/Clnt</u>
<b>Chore</b>			
Funding source inadequate to cover costs	20	20	1.0
<b>Homemaker</b>			
Funding source inadequate to cover costs	161	1124	7.0
No provider available	34	210	6.2
<b>Nutrition Counseling</b>			
No provider available	1	1	1.0
<b>Personal Care</b>			
Funding source inadequate to cover costs	20	110	5.5
<b>Winnebago</b>			
	<u>Clients</u>	<u>Units</u>	<u>Avg/Clnt</u>
<b>Assisted Transportation</b>			
No Funding Source	1	1	1.0
<b>Case Management</b>			
Funding source inadequate to cover costs	17	104	6.1
No Funding Source	211	731	3.5
<b>Transportation</b>			
Funding source inadequate to cover costs	1	1	1.0
No Funding Source	2	2	1.0
<b>Visiting</b>			
No Funding Source	40	60	1.5
<b>Winneshiek</b>			
	<u>Clients</u>	<u>Units</u>	<u>Avg/Clnt</u>
<b>Assisted Transportation</b>			
No Funding Source	1	12	12.0
No provider available	1	5	5.0
<b>Day Care/Adult Day Health</b>			
No provider available	1	20	20.0
<b>Emergency Response System</b>			
No Funding Source	12	12	1.0
<b>Home Delivered Meal</b>			
No Funding Source	0	0	
No provider available	22	357	16.2
<b>Homemaker</b>			
No Funding Source	13	59	4.5
<b>Mental Health Outreach</b>			
No Funding Source	1	10	10.0
<b>Other</b>			
No provider available	3	211	70.3
<b>Personal Care</b>			
Funding source inadequate to cover costs	1	10	10.0
No Funding Source	1	1	1.0
<b>Respite</b>			
No Funding Source	1	48	48.0
<b>Transportation</b>			
No Funding Source	4	40	10.0

**Woodbury**

	<u>Clients</u>	<u>Units</u>	<u>Avg/Clnt</u>
<b>Assisted Transportation</b>			
Funding source inadequate to cover costs	3	12	4.0
<b>Home Delivered Meal</b>			
Funding source inadequate to cover costs	1	23	23.0
<b>Legal Assistance</b>			
Funding source inadequate to cover costs	4	9	2.3
No Funding Source	10	48	4.8
Unable to staff number of hours	1	4	4.0
<b>Nutrition Counseling</b>			
No provider available	2	2	1.0
<b>Visiting</b>			
Funding source inadequate to cover costs	5	5	1.0
No provider available	1	3	3.0
Unable to staff number of hours	6	6	1.0
<b>Worth</b>			
	<u>Clients</u>	<u>Units</u>	<u>Avg/Clnt</u>
<b>Assisted Transportation</b>			
No provider available	4	4	1.0
<b>Case Management</b>			
Funding source inadequate to cover costs	16	16	1.0
No Funding Source	146	146	1.0
<b>Material Aid</b>			
No Funding Source	19	19	1.0
<b>Transportation</b>			
No provider available	4	4	1.0