



Iowa Respiratory Virus Surveillance Report

MMWR Week 40

September 28, 2025 - October 4, 2025

Date and time of issue: 10/10/2025 4:05:34 PM



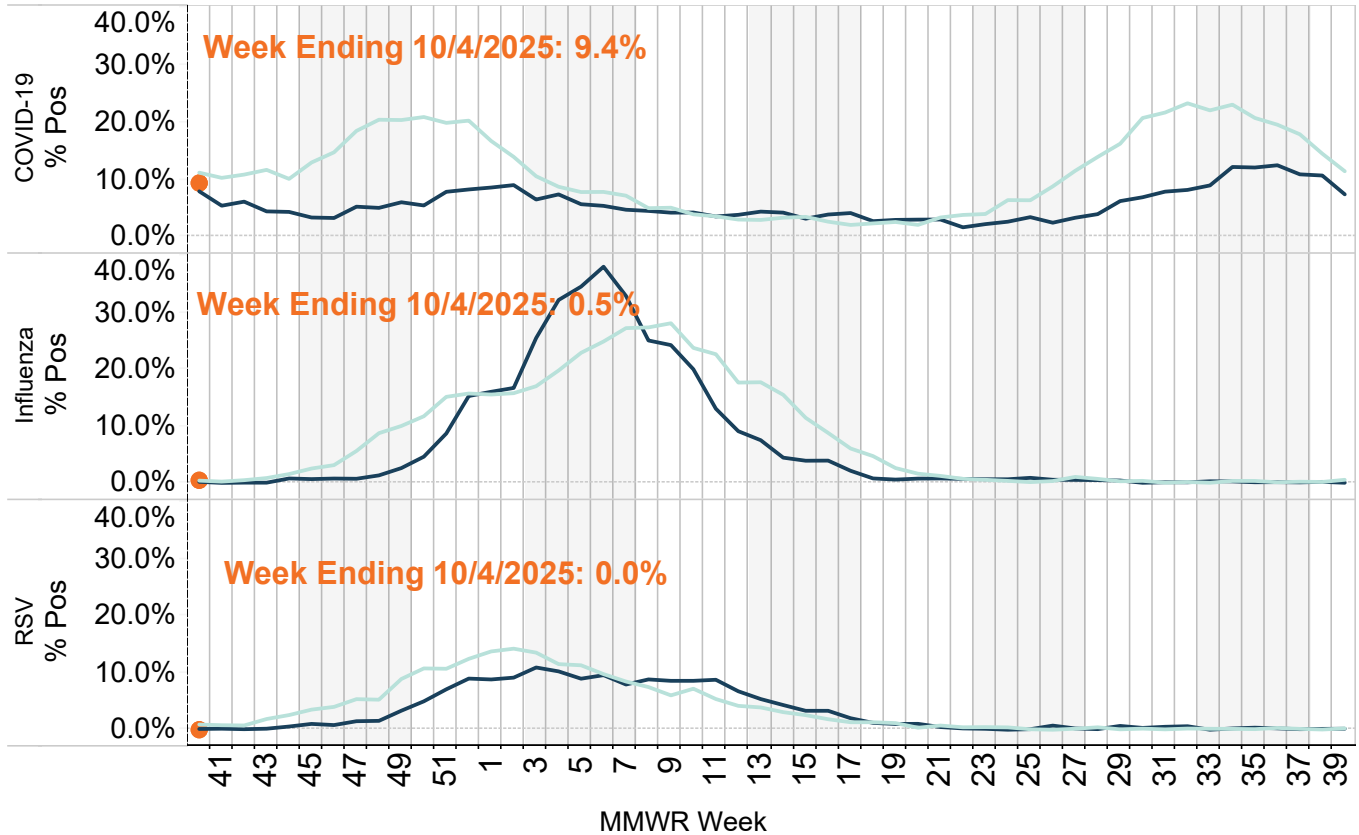
**Health and
Human Services**

Overall Activity Levels

Low	Very Low	Very Low
COVID-19	Influenza	RSV

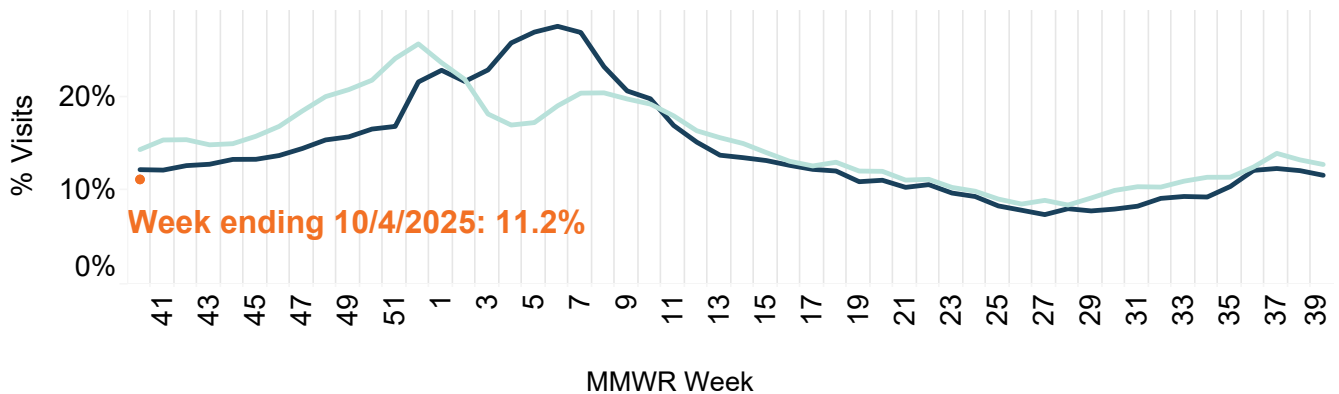
Lab Surveillance - percent positive molecular respiratory virus results

2023-24 2024-25 2025-26



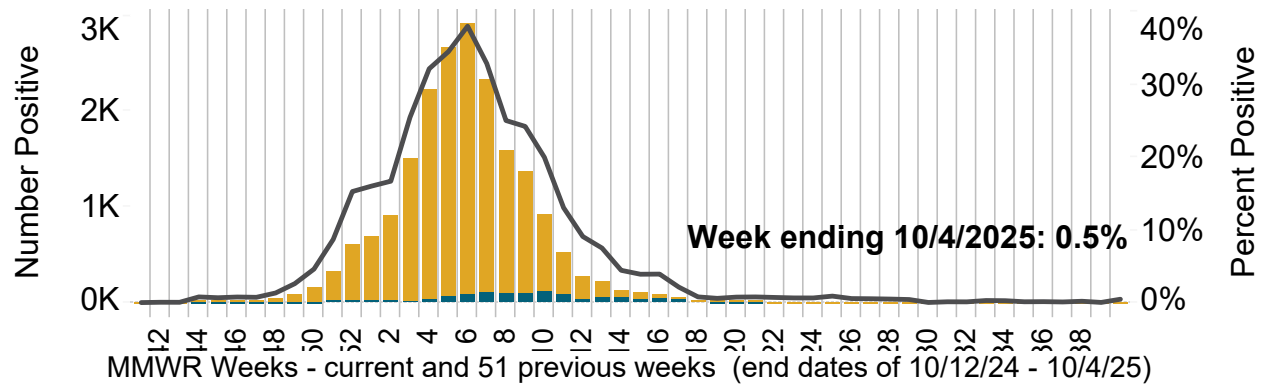
Syndromic Surveillance - percent of emergency department visits with acute respiratory syndrome

2023-24 2024-25 2025-26



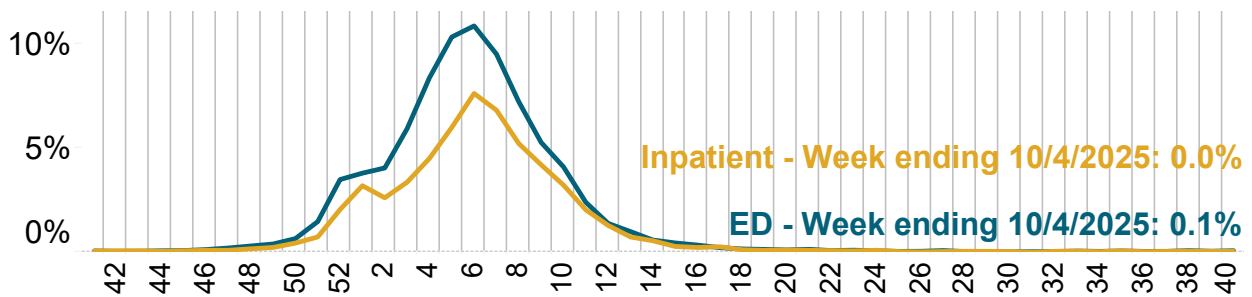
Lab Survey - number of influenza molecular A and B positive tests and total percent positive

Flu A Flu B Percent Positive



Syndromic Surveillance - percent of emergency department and inpatient visits with influenza

Emergency Department Inpatient



MMWR Weeks - current and 51 previous weeks (end dates of 10/12/24 - 10/4/25)

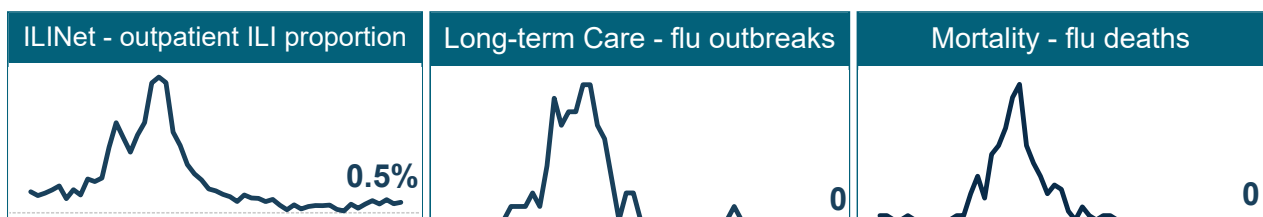
SHL - number of positive influenza tests by subtype or type

	Influenza A		Influenza B	Total
	AH1N1pdm09	A H3	B	
Current Week Positi..	0	0	0	0
Cumulative Positive..	0	0	0	0

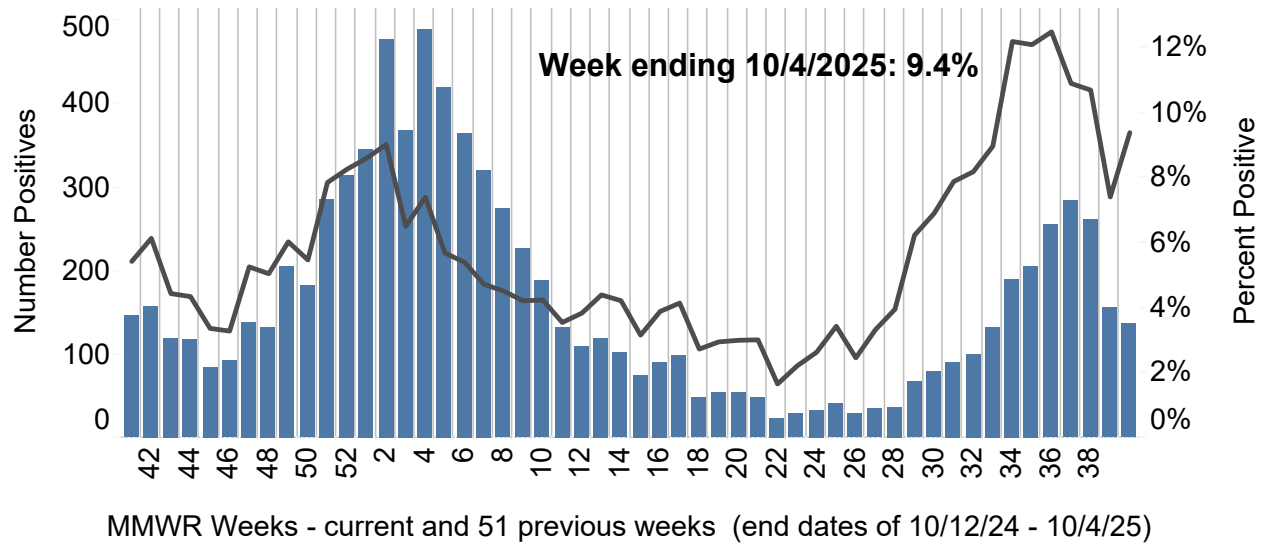
Cumulative Flu Deaths 2025-26

0

Influenza Trends - current week and previous 51 weeks

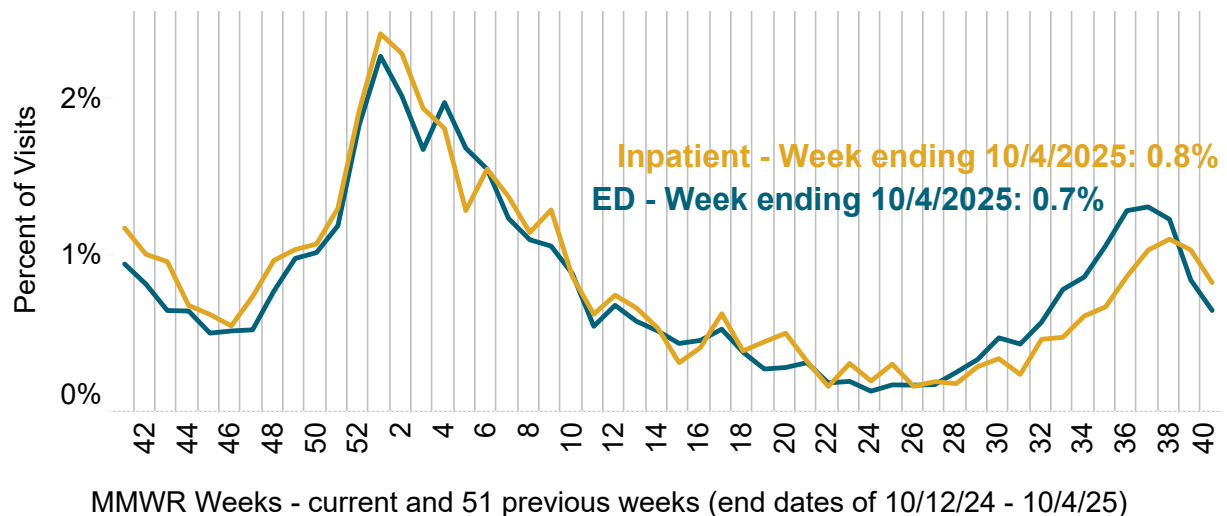


Lab Survey - number of COVID-19 molecular positive tests and total percent positive

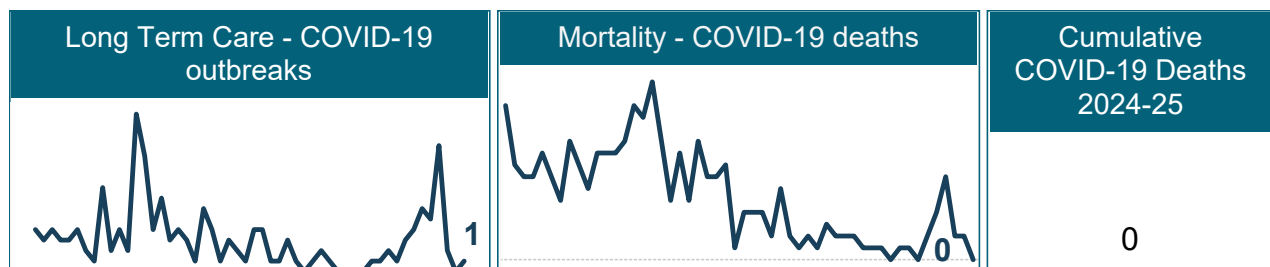


Syndromic Surveillance - percent of emergency department visits with COVID-19

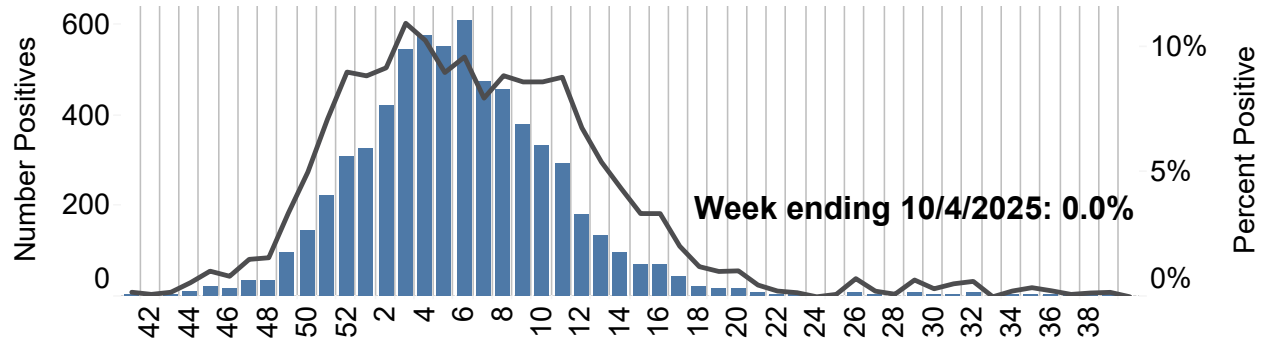
Emergency Department Inpatient



COVID-19 Trends - current and previous 51 weeks



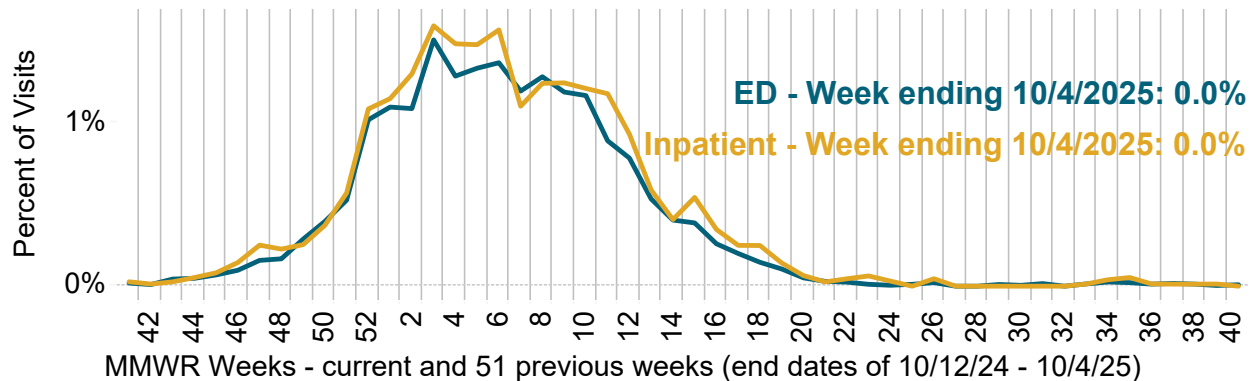
Lab Survey - number of RSV molecular positive tests and total percent positive



MMWR Weeks - current and 51 previous weeks (end dates of 10/12/24 - 10/4/25)

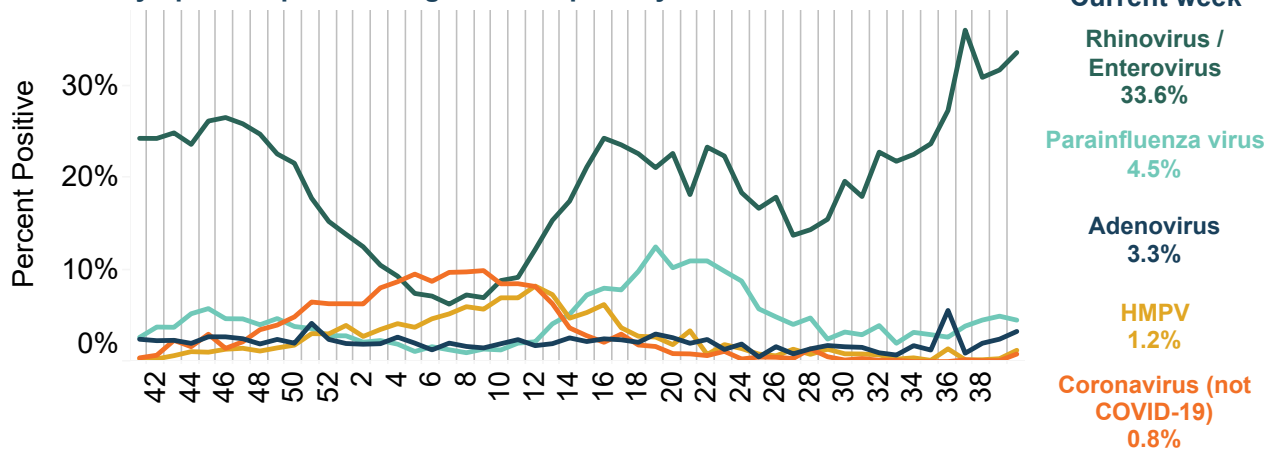
Syndromic Surveillance - percent of emergency department and inpatient visits with RSV

■ Emergency Department ■ Inpatient



MMWR Weeks - current and 51 previous weeks (end dates of 10/12/24 - 10/4/25)

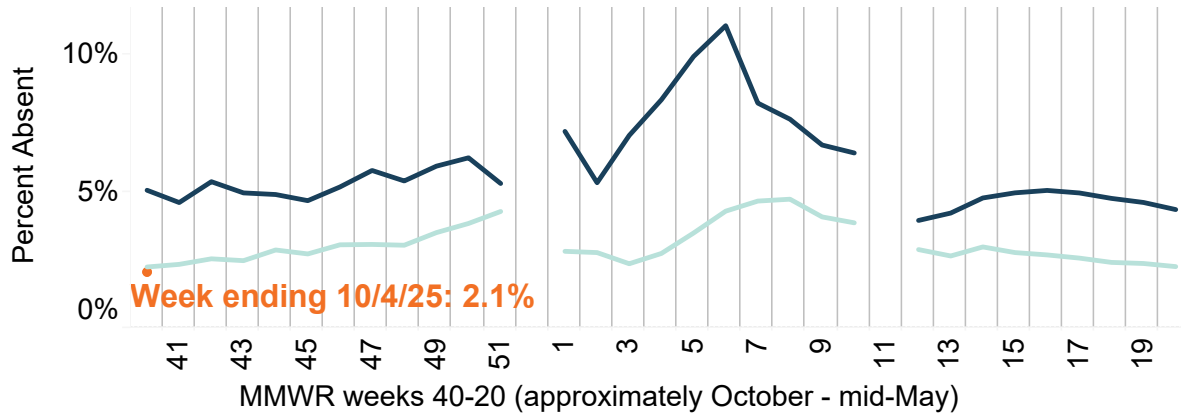
Lab Survey - percent positive of general respiratory virus molecular tests



MMWR Weeks - current and 51 previous weeks (end dates of 10/12/24 - 10/4/25)

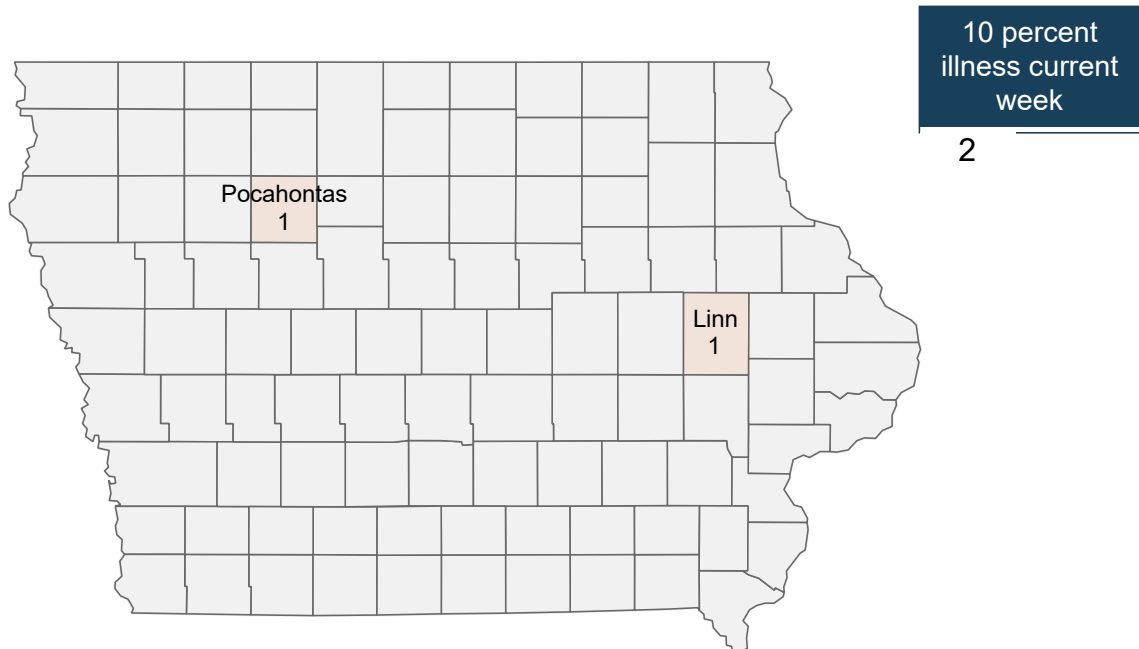
School Illness - percent of enrolled students absent due to illness reported by sentinel schools

2023-24 2024-25 2025-26



Note: weeks 52 and 11 not shown due to holiday and spring break school closings.

School Illness - number of schools with at least 10 percent illness this week by county



Number of schools with illness



About the Data

Respiratory Season

Iowa HHS uses MMWR weeks to define the respiratory season, starting with week 40 of one year and ending with week 39 of the next. The 2025-2026 season is September 28, 2025 - October 3, 2026.

Iowa Respiratory Survey

Iowa HHS and SHL administer a weekly web-based survey where facilities (approximately 35) report the number of respiratory virus tests performed, the testing method (molecular, antigen, or virus isolation), and the number of positive tests.

Influenza Testing at the State Hygienic Laboratory

The State Hygienic Laboratory (SHL) reports the number of tests performed as well as the type and subtype of positive tests to Iowa HHS daily.

Outpatient Health Care Provider Surveillance Program (ILINet)

Outpatient health care providers ($n=15$) who participate in ILINet (a national influenza surveillance program) report the number of patients seen with influenza-like illness and the total number of patient visits each week.

Influenza and COVID-19 Deaths

The Iowa Bureau of Health Statistics each week reports to Iowa HHS the number of deaths among Iowa residents related to Influenza and COVID-19. Deaths are considered to be associated with influenza or COVID-19 when the disease name or related ICD-10 diagnosis codes are listed on the death certificate.

Iowa Syndromic Surveillance

Iowa HHS, CynHealth Iowa and CDC started implementing syndromic surveillance for the state of Iowa in May 2021. Iowa has over 90 hospitals participating. Syndromic definitions are determined based on chief complaints and discharge diagnoses reported to Iowa HHS from participating hospitals. Syndromes used in this report are CDC COVID-Specific DD v1, CDC Respiratory Syncytial Virus v1, CDC Influenza DD v1, and CDC Broad Acute Respiratory DD v1. Definitions available at

<https://knowledgerepository.syndromicsurveillance.org/cdc-broad-acute-respiratory-dd-v1>

<https://www.cdc.gov/nssp/php/onboarding-resources/companion-guide-ed-data-respiratory-illness.html>

School Illness Reporting..

Resources

Weekly Influenza Update. World Health Organization

<https://www.who.int/teams/global-influenza-programme/surveillance-and-monitoring/influenza-updates/current-influenza-update>

Weekly U.S. Influenza Surveillance Report. Centers for Disease Control and Prevention.

<https://www.cdc.gov/fluview/index.html>

Wastewater Surveillance Dashboard. State Hygienic Laboratory at the University of Iowa

<https://covidtesting.shl.uiowa.edu/wastewater-surveillance-covid-19>

National Wastewater Surveillance System. Centers for Disease Control and Prevention

<https://www.cdc.gov/nwss/index.html>

Immunization Data. Iowa Department of Health and Human Services

<https://hhs.iowa.gov/data/health/immunization>