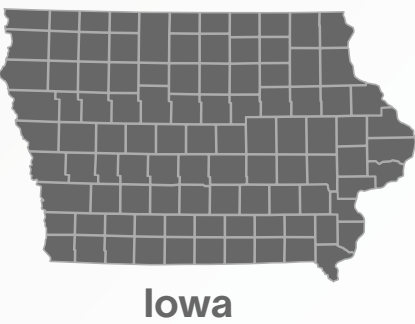



The Economic Value of the University of Iowa

About the UI



Economic impact analysis



1 out of every 19 jobs in Iowa is supported by the activities of the UI and its students.



Alumni impact

Impact of the increased earnings of UI alumni and the businesses they work for

\$3.5 billion

Added income



An economic boost similar to hosting the World Series
534x

OR

48,113 Jobs supported



UI Hospitals & Clinics spending impact

Impact of hospital and clinic payroll and other spending

\$2 billion

Added income



Enough to buy 42,484 new cars

OR

25,673

Jobs supported



Operations spending impact

Impact of annual payroll and other spending

\$1.4 billion

Added income

OR

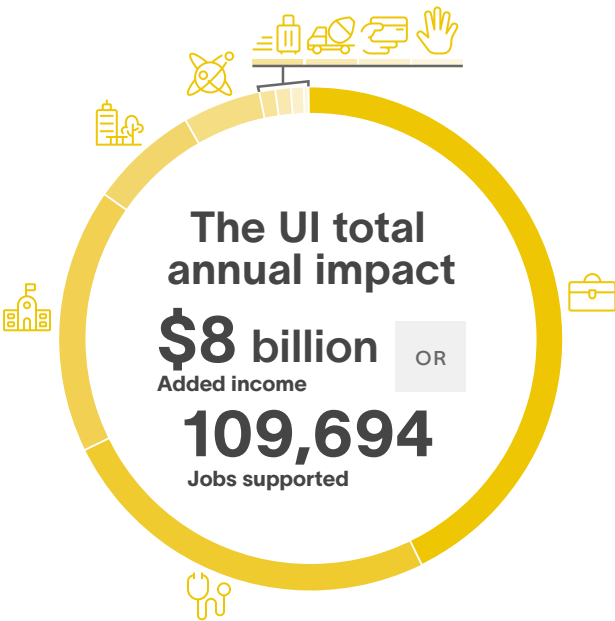
19,440

Jobs supported



Enough to buy 113,093 families* a year's worth of groceries

● = 1,000 jobs * = family of four



	Economic development impact	\$551.4 million	Added income	OR	6,626	Jobs supported	
	Research spending impact	\$369.5 million	Added income	OR	5,002	Jobs supported	
	Visitor spending impact	\$91.2 million	Added income	OR	2,164	Jobs supported	
	Construction spending impact	\$72.3 million	Added income	OR	961	Jobs supported	
	Student spending impact	\$64.2 million	Added income	OR	1,218	Jobs supported	
	Volunteerism impact	\$12.2 million	Added income	OR	495	Jobs supported	

Investment analysis



For every \$1...



Students gain \$5.40 in lifetime earnings



Taxpayers gain \$3.50 in added tax revenue and public sector savings



Society gains \$4.10 in added income and social savings



The average bachelor's degree graduate from the UI will see an increase in earnings of \$22,800 each year compared to someone with a high school diploma working in Iowa.

