



# 2024-25

## Licensed Child Care Immunization Audit Report



Health and Human Services  
Division of Public Health

Protecting and improving the health and  
resiliency of individuals, families, and  
communities.

**Bureau of Immunization and Tuberculosis  
Division of Public Health  
Iowa Department of Health and Human Services  
May 8, 2025**

## Acknowledgements

### Suggested Citation:

Iowa Department of Health and Human Services (Iowa HHS). Bureau of Immunization and Tuberculosis. *2024-25 Licensed Child Care Immunization Audit Report*. Des Moines: Iowa HHS, 2025. Web. <https://hhs.iowa.gov/public-health/immunization> Access date – day month year.

Gov. Kim Reynolds

Lt. Gov. Chris Cournoyer

Iowa HHS Director Kelly Garcia

### Report Contact Information:

Bethany Kintigh, Immunization Program Manager

Don Callaghan, Bureau Chief

1-800-831-6293

## TABLE OF CONTENTS

List of Tables and Figures.....	i
Background.....	1
Executive Summary .....	2
Child Care Immunization Audit Data .....	3
Under- and Un-Immunized Children in Child Care .....	4
Under- and Un-Immunized Children in Child Care by Certificate Type .....	5
APPENDIX A – SUPPLEMENTAL MAPS.....	6

## LIST OF TABLES:

Table 1. Percent of Immunization Certificates by Type, Child Care, Iowa, 2015-16 to 2024-25 School Year .....	3
Table 2. Count Difference and Percent Change in the Number of Under- and Un-Immunized Children in Child Care Compared to Previous Year, 2020-21 to 2024-25 School Year .....	4

## LIST OF FIGURES:

Figure 1. Percent of Immunization Certificates by Type, Child Care, Iowa, 2015-16 to 2024-25 School Year .....	3
Figure 2. Percent of Under- and Un-Immunized Children in Child Care, Iowa, 2015-16 to 2024-25 School Year .....	4
Figure 3. Number of Under- and Un-Immunized Children in Child Care by Certificate Type, Iowa, 2015-16 to 2024-25 School Year .....	4
Figure 4. Number of Children in Child Care with a Provisional Certificate, 2020-21 to 2024-25 School Year .....	5
Figure 5. Number of Children in Child Care with a Medical Exemption, 2020-21 to 2024-25 School Year .....	5
Figure 6. Number of Children in Child Care with a Religious Exemption, 2020-21 to 2024-25 School Year .....	5
Figure 7. Number of Children in Child Care with an Invalid or No Certificate of Immunization, 2020-21 to 2024-25 School Year .....	5

## BACKGROUND

Annually, the Immunization Program releases child care audit reports. Local public health agencies (LPHA) conduct audits of immunization records for children enrolled in licensed child care. Assessments are conducted to ensure attendees receive the required immunizations and have a valid Certificate of Immunization, Certificate of Immunization Exemption, or Provisional Certificate of Immunization. Iowa Code, Chapter 139a.8(6) and Iowa Administrative Code, 641-7.7(139) outline immunization requirements to attend licensed child care centers. To attend licensed child care, the child needs to present a valid Certificate of Immunization, Provisional Certificate of Immunization, or Certificate of Immunization Exemption (Medical or Religious) to the admitting official. A brief explanation of each certificate is included below.

### CERTIFICATE TYPES

**Certificate of Immunization** - Issued when the applicant has a record of age-appropriate immunizations that meet the requirement for child care enrollment.

**Provisional Certificate of Immunization** - Issued when the applicant has received at least one dose of each of the required vaccines but has not completed all required immunizations.

**Certificate of Immunization Exemption-Medical** - Iowa law allows for medical exemption to immunization when the required immunizations would be injurious to the health and well-being of the applicant or any member of the applicant's family or household or the required vaccine would violate minimum interval spacing.

**Certificate of Immunization Exemption-Religious** - Iowa law allows for religious exemption to immunization when immunizations conflict with a genuine and sincere religious belief, and is not based merely on philosophical, scientific, moral, personal or medical opposition to immunizations.

Data files contained in this report are available on the Immunization Program webpage at:

<https://hhs.iowa.gov/public-health/immunization>

In 2019, the Immunization Program began to collaborate with the Iowa Public Health Tracking Program to include immunization data for childhood, adolescent, adult, human papillomavirus (HPV), influenza, COVID-19, and school and child care audits on the Iowa Public Health Tracking Portal. These data are available at:

<https://hhs.iowa.gov/iowa-public-health-tracking-portal/health/immunization/school-child-care-audits>

## EXECUTIVE SUMMARY

Each year, the Immunization Program releases child care immunization audit reports. Local Public Health Agencies (LPHAs) conduct audits of immunization records for students enrolled in licensed child care centers. Assessments are conducted to ensure attendees receive required immunizations and have a valid Certificate of Immunization, Certificate of Immunization Exemption, or Provisional Certificate of Immunization.

### Child Care Immunization Audit Highlights - 2024-25 School Year

**Total Enrolled** - Records from 105,200 of children attending licensed child care centers were analyzed to calculate statewide vaccination coverage levels.

**Valid Immunization Certificates** - 96.3% of children attending Iowa licensed child care centers had valid immunization certificates, indicating 101,315 records of Certificates of Immunization, Certificates of Immunization Exemption, or Provisional Certificates of Immunization complied with Iowa law.

**Certificates of Immunization** - 92.3% of children attending Iowa licensed child care centers had valid Certificates of Immunization, indicating 97,101 children met age-appropriate immunization requirements. The percent of children with Certificates of Immunization decreased from 93.4% in the 2023-24 school year to 92.3% in the 2024-25 school year.

**Provisional Certificates of Immunization** - 1.4% of children attending Iowa licensed child care centers had provisional Certificates of Immunization, indicating 1,506 children received at least one dose of each of the required vaccines but did not complete all required immunizations. The percent of children with provisional Certificates of Immunization increased from 1.3% in the 2023-24 school year to 1.4% in the 2024-25 school year.

**Medical Exemptions** - 0.1% of children attending Iowa licensed child care centers had medical Certificates of Immunization Exemption, representing 102 children. The percent of children with medical Certificates of Immunization Exemption remained the same as the 2023-24 school year at 0.1%.

**Religious Exemptions** - 2.5% of children attending Iowa licensed child care centers had religious Certificates of Immunization Exemption, representing 2,606 children. The percent of children with religious Certificates of Immunization Exemption increased from 2.0% in the 2023-24 school year to 2.5% in the 2024-25 school year.

**Invalid or No Certificate of Immunization** - 3.7% of children attending Iowa licensed child care centers had invalid or no immunization certificates, representing 3,885 children. The percent of children with invalid or no Certificate of Immunization increased from 3.2% in the 2023-24 school year to 3.7% in the 2024-25 school year.

**Under- and Un-Immunized** - 7.7% of children attending Iowa licensed child care centers were under- or un-immunized, representing 8,099 children (children with a Provisional Certificate of Immunization, Certificate of Immunization Exemption, or an invalid or no Certificate of Immunization). The percent of under- or un-immunized children increased from 6.6% in the 2023-24 school year to 7.7% in the 2024-25 school year.



## CHILD CARE IMMUNIZATION AUDIT DATA

Local Public Health Agencies conducted audits of immunization records for 105,200 children enrolled in Iowa's licensed child care centers during the 2024-25 school year, which is a 2.6% increase in the number of audited records from the previous year.

- **Total Valid Certificates** - 96.3% of children had valid Certificates of Immunization, Certificates of Immunization Exemption, or Provisional Certificates of Immunization and were compliant with Iowa law (101,315 records).
- **Immunization Certificates** - 92.3% of children had valid Certificates of Immunization and received all required vaccines (97,101 records).
- **Under- and Un-Immunized** - 7.7% of children were under- or un-immunized (8,099 records).
- **Provisional Certificates** - 1.4% of children had a Provisional Certificate of Immunization (1,506 records).
- **Medical Exemptions** - 0.1% of children had a medical Certificate of Immunization Exemption (102 records).
- **Religious Exemptions** - 2.5% of children had a religious Certificate of Immunization Exemption (2,606 records).
- **Invalid or No Certificate** - 3.7% of children had an invalid or no Certificate of Immunization (3,885 records).

**Table 1. Percent of Immunization Certificates by Type, Child Care, Iowa, 2015-16 to 2024-25 School Year**

School Year	Total Enrolled	Immunization Certificates		Provisional Certificates		Medical Exemptions		Religious Exemptions		Invalid/No Certificates		Total Valid Certificates		Under- and Un-Immunized	
		Total	%	Total	%	Total	%	Total	%	Total	%	Total	%	Total	%
2015-16	84,971	78,272	92.1%	1,551	1.8%	140	0.2%	845	1.0%	4,163	4.9%	80,808	95.1%	6,699	7.9%
2016-17	93,054	86,048	92.5%	1,561	1.7%	112	0.1%	1,067	1.1%	4,266	4.6%	88,788	95.4%	7,006	7.5%
2017-18	96,182	89,720	93.3%	1,476	1.5%	93	0.1%	1,231	1.3%	3,662	3.8%	92,520	96.2%	6,462	6.7%
2018-19	97,292	91,354	93.9%	1,258	1.3%	109	0.1%	1,415	1.5%	3,156	3.2%	94,136	96.8%	5,938	6.1%
2019-20	97,574	91,569	93.8%	1,150	1.2%	104	0.1%	1,486	1.5%	3,265	3.3%	94,309	96.7%	6,005	6.2%
2020-21	80,414	75,699	94.1%	905	1.1%	57	0.1%	1,125	1.4%	2,628	3.3%	77,786	96.7%	4,715	5.9%
2021-22	90,345	84,300	93.3%	1,253	1.4%	77	0.1%	1,496	1.7%	3,219	3.6%	87,126	96.4%	6,045	6.7%
2022-23	93,161	86,790	93.2%	1,332	1.4%	94	0.1%	1,653	1.8%	3,292	3.5%	89,869	96.5%	6,371	6.8%
2023-24	102,531	95,756	93.4%	1,301	1.3%	116	0.1%	2,046	2.0%	3,312	3.2%	99,219	96.8%	6,775	6.6%
2024-25	105,200	97,101	92.3%	1,506	1.4%	102	0.1%	2,606	2.5%	3,885	3.7%	101,315	96.3%	8,099	7.7%

**Figure 1. Percent of Immunization Certificates by Type, Child Care, Iowa, 2015-16 to 2024-25 School Year**

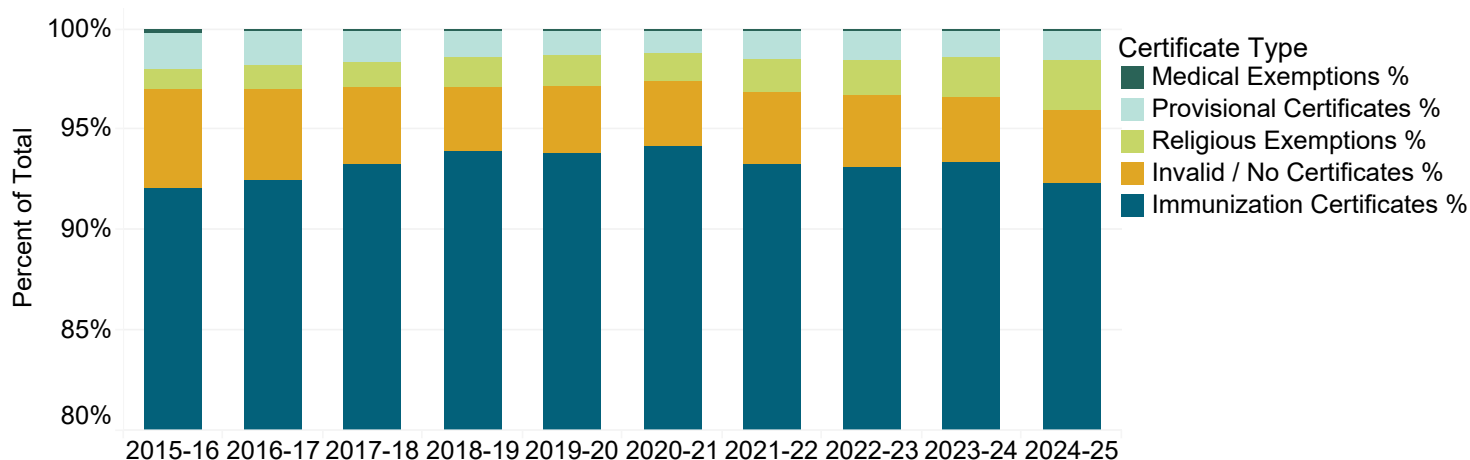


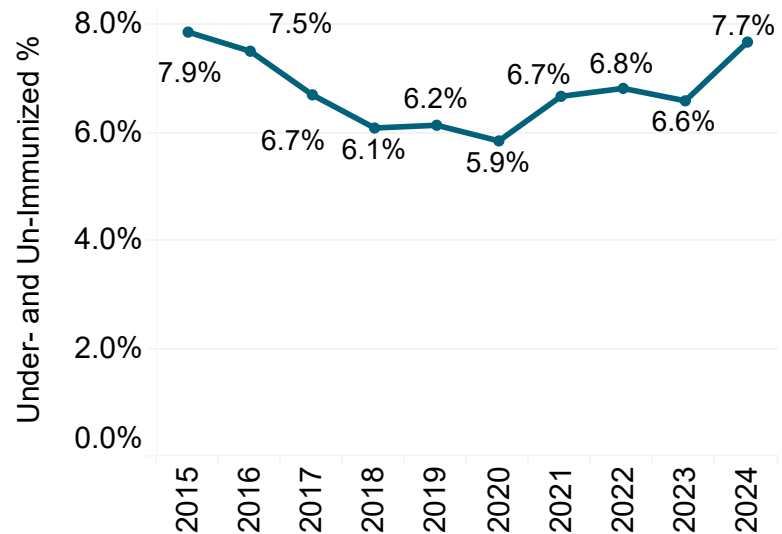
Figure Note: Vertical axis begins at 80%.

## UNDER- AND UN-IMMUNIZED CHILDREN IN CHILD CARE

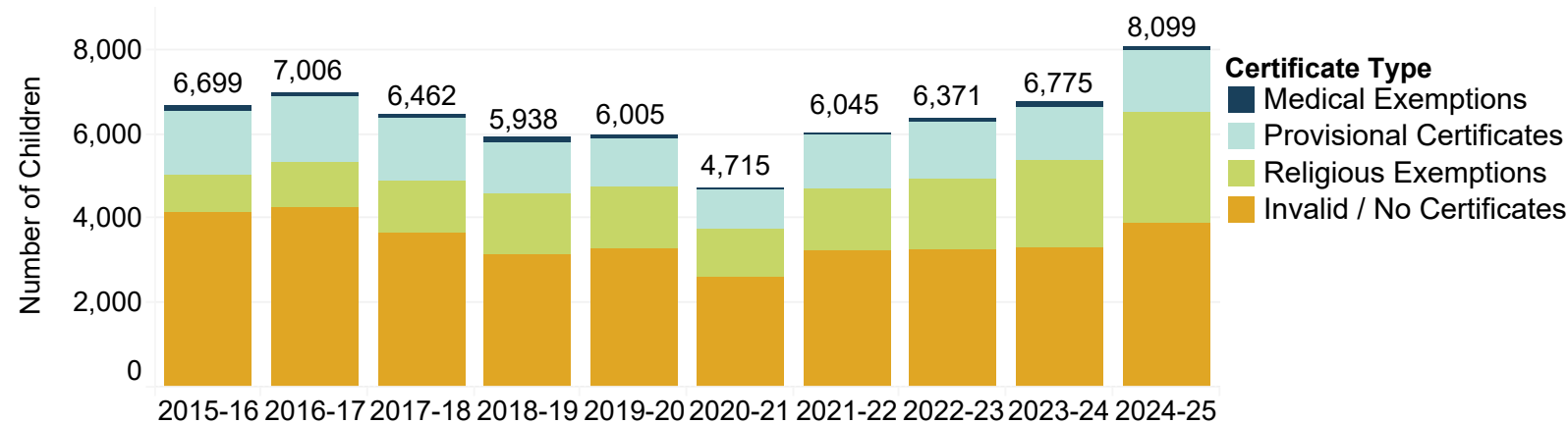
During the 2024-25 school year, 7.7% of children in licensed child care were under- or un-immunized. This includes children who have an invalid or no Certificate of Immunization, Provisional Certificate of Immunization, medical Certificate of Immunization Exemption, and religious Certificate of Immunization Exemption (8,099 records) (Figure 2,3).

The number of under- and un-immunized children increased 19.5% from the previous year, which is an increase of 1,324 records (Table 2). A percent increase in under- and un-immunized children was observed in the number of religious Certificates of Immunization Exemption (27.4%), Provisional Certificates of Immunization (15.8%) and invalid or no Certificates of Immunization (17.3%). A percent decrease in the number of under- and un-immunized children was observed for medical Certificates of Immunization Exemption (-12.1%).

**Figure 2. Percent of Under- and Un-Immunized Children in Child Care, Iowa, 2015-16 to 2024-25 School Year**



**Figure 3. Number of Under and Un-Immunized Children in Child Care by Certificate Type, Iowa, 2015-16 to 2024-25 School Year**



**Table 2. Count Difference and Percent Change in the Number of Under- and Un-Immunized Children in Child Care Compared to Previous Year, 2020-21 to 2024-25 School Year**

School Year	Total Enrolled		Provisional Certificates		Medical Exemptions		Religious Exemptions		Invalid or No Certificate		Under- and Un-Immunized	
	Total	% Diff.	Total	% Diff.	Total	% Diff.	Total	% Diff.	Total	% Diff.	Total	% Diff.
2020-21	80,414	-17.6%	905	-21.3%	57	-45.2%	1,125	-24.3%	2,628	-19.5%	4,715	-21.5%
2021-22	90,345	12.3%	1,253	38.5%	77	35.1%	1,496	33.0%	3,219	22.5%	6,045	28.2%
2022-23	93,161	3.1%	1,332	6.3%	94	22.1%	1,653	10.5%	3,292	2.3%	6,371	5.4%
2023-24	102,531	10.1%	1,301	-2.3%	116	23.4%	2,046	23.8%	3,312	0.6%	6,775	6.3%
2024-25	105,200	2.6%	1,506	15.8%	102	-12.1%	2,606	27.4%	3,885	17.3%	8,099	19.5%

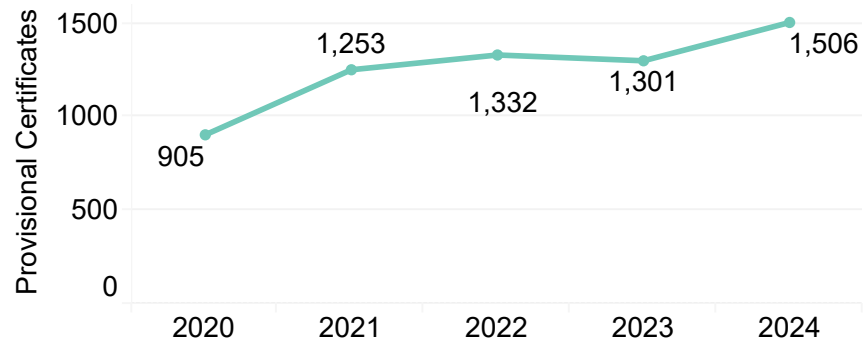
\* % Diff. = Percent difference in the number of under-and un-immunized students compared to the previous school year.

## UNDER- AND UN-IMMUNIZED BY CERTIFICATE TYPE

### Provisional Certificate of Immunization

During the 2024-25 school year, 1.4% of children in child care had a provisional Certificate of Immunization, representing 1,506 records. This is an increase of 205 records compared to the previous school year.

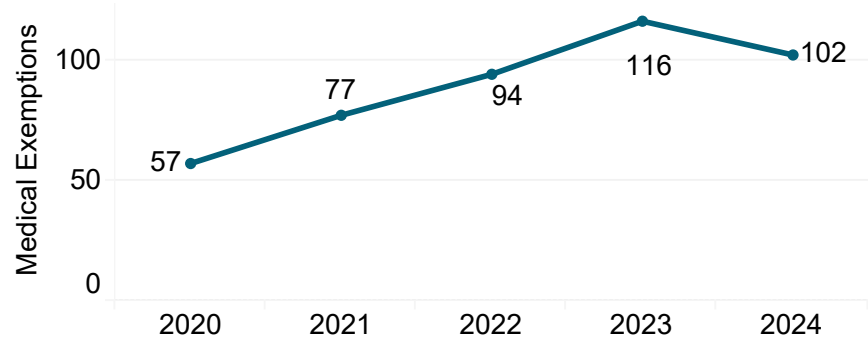
**Figure 4. Number of Children in Child Care with a Provisional Certificate, 2020-21 to 2024-25 School Year**



### Certificate of Immunization Exemption - Medical

During the 2024-25 school year, 0.1% of children in child care had a medical Certificate of Immunization Exemption representing 102 records. This is a decrease of 14 records compared to the previous school year.

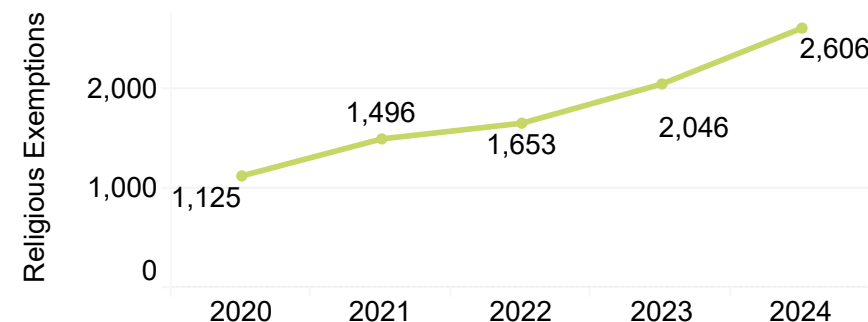
**Figure 5. Number of Children in Child Care with a Medical Exemption, 2020-21 to 2024-25 School Year**



### Certificate of Immunization Exemption - Religious

During the 2024-25 school year, 2.5% of children in child care had a religious Certificate of Immunization Exemption, representing 2,606 records. This is an increase of 560 records compared to the previous school year.

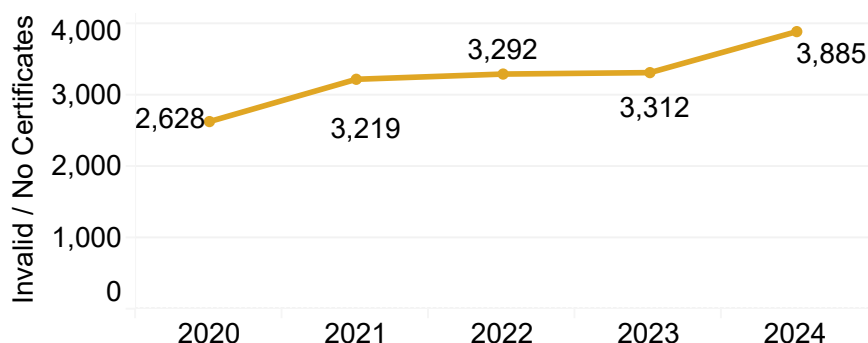
**Figure 6. Number of Children in Child Care with a Religious Exemption, 2020-21 to 2024-25 School Year**



### Invalid or No Certificate of Immunization

During the 2024-25 school year, 3.7% of children in child care had an invalid or no Certificate of Immunization, representing 3,885 records. This is an increase of 573 records compared to the previous school year.

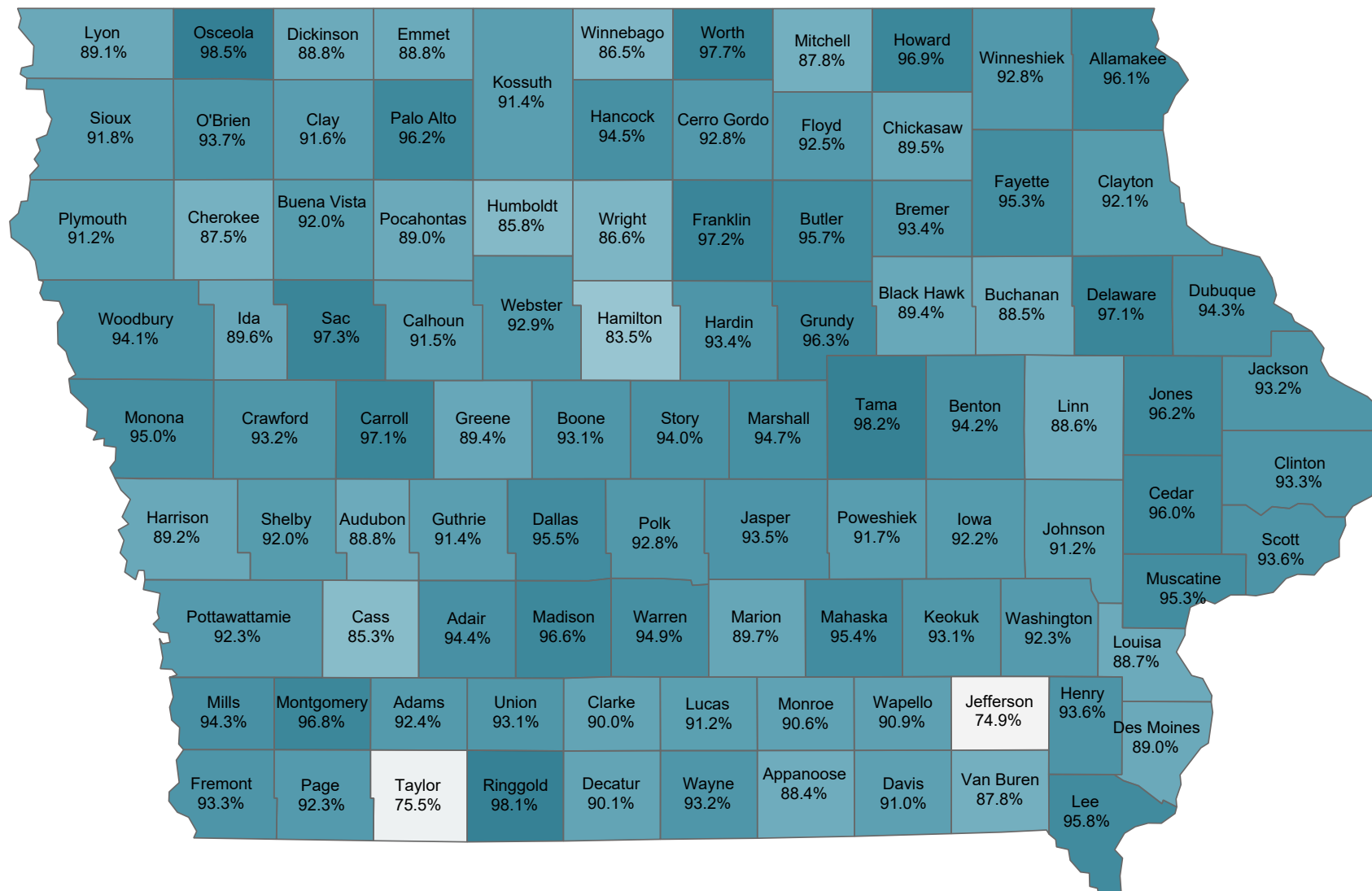
**Figure 7. Number of Children in Child Care with an Invalid or No Certificate of Immunization, 2020-21 to 2024-25 School Year**





## Appendix A - Supplemental Maps

Appendix 1. Percent of Child Care Attendees with a Certificate of Immunization by County, Iowa,  
2024-25 School Year

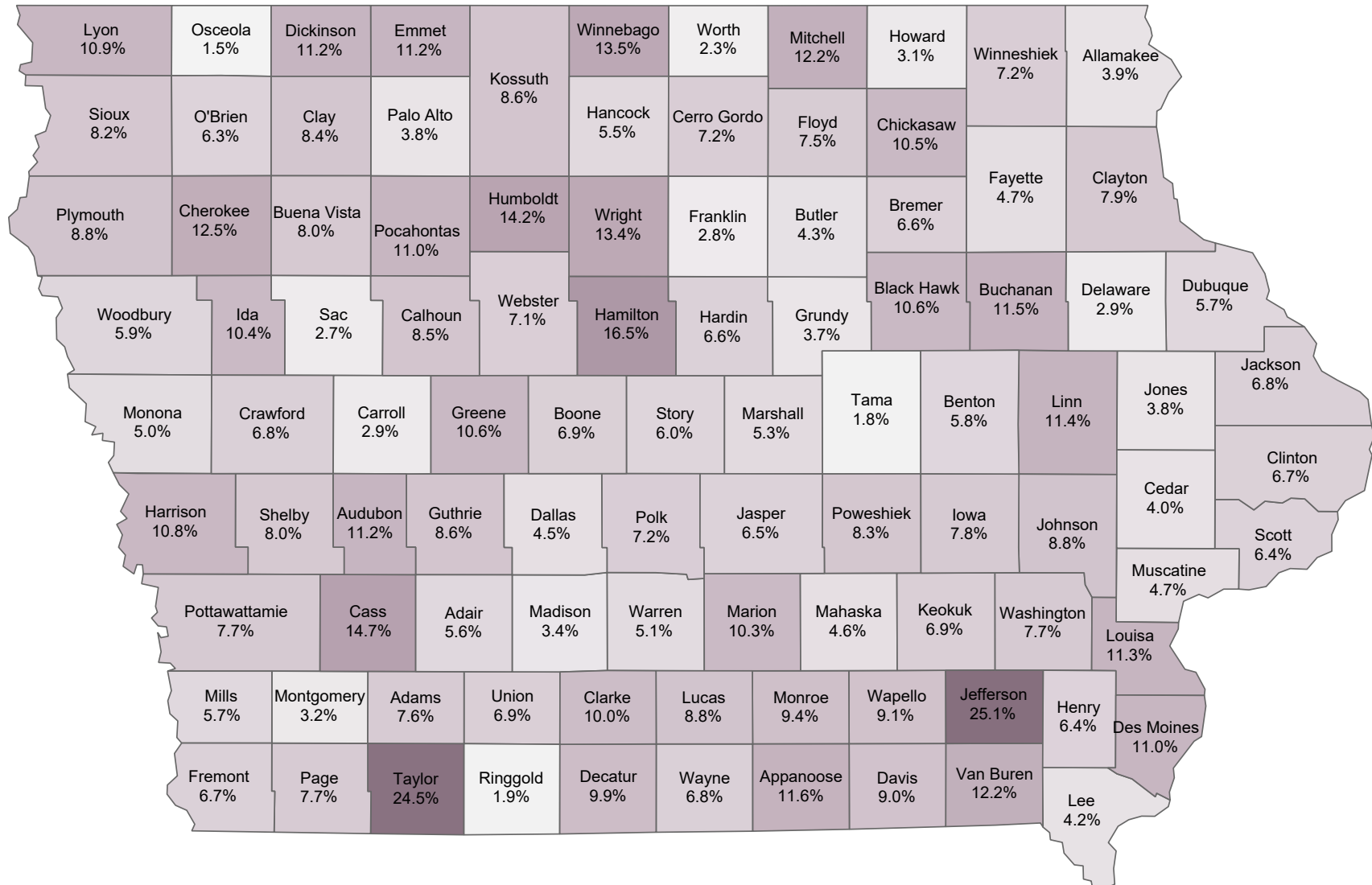


Immunization Certificates %  
74.9% 98.5%

## Appendix 2. Percent of Child Care Attendees who are Under or Un-Immunized by County, Iowa

### 2024-25 School Year

Students with a Certificate of Religious or Medical Exemption, Provisional Certificate, or Invalid/No Certificate of Immunization



Under- and Un-Immunized %  
1.5% 25.1%