



2024-25

School Immunization Audit Report



Health and Human Services
Division of Public Health

Protecting and improving the health and resiliency of individuals, families, and communities.

Bureau of Immunization and Tuberculosis
Division of Public Health
Iowa Department of Health and Human Services
February 12, 2025

Acknowledgements

Suggested Citation:

Iowa Department of Health and Human Services (Iowa HHS). Bureau of Immunization and Tuberculosis. *2024-25 School Immunization Audit*. Des Moines: Iowa HHS, 2025. Web. <https://hhs.iowa.gov/immunization>
Access date – day month year.

Gov. Kim Reynolds

Lt. Gov. Chris Cournoyer

Iowa HHS Director Kelly Garcia

Report Contact Information:

Bethany Kintigh, Immunization Program Manager

Don Callaghan, Bureau Chief

1-800-831-6293

TABLE OF CONTENTS

LIST OF TABLES AND FIGURES	i
BACKGROUND	1
EXECUTIVE SUMMARY	2
SCHOOL IMMUNIZATION AUDIT DATA - KINDERGARTEN THROUGH 12th GRADE	3
Kindergarten - 12th Grade – Under- and Un-Immunized Students	4
Kindergarten - 12th Grade – Under- and Un-Immunized Students by Certificate Type	5
Kindergarten - 12th Grade – Individual Grades	6
Kindergarten - 12th Grade – By School Type	7
SCHOOL IMMUNIZATION AUDIT DATA - KINDERGARTEN STUDENTS	8
Kindergarten Students – Under- and Un-Immunized Students	9
Kindergarten Students – Under- and Un-Immunized Students by Certificate Type	10
Kindergarten Students – By School Type	11
SCHOOL IMMUNIZATION AUDIT DATA – 7th GRADE STUDENTS	12
7th Grade Students – Under- and Un-Immunized Students	13
7th Grade Students – Under- and Un-Immunized Students by Certificate Type	14
SCHOOL IMMUNIZATION AUDIT DATA – 12th GRADE STUDENTS	15
12th Grade Students – Under- and Un-Immunized Students	16
12th Grade Students – Under- and Un-Immunized Students by Certificate Type	17
SUMMARY	18
APPENDIX A – SUPPLEMENTAL MAPS	19

LIST OF TABLES:

Table 1. State Immunization Summary by Year, Kindergarten - 12th Grade, Iowa, 2015-16 to 2024-25 School Year	3
Table 2. Count Difference and Percent Change in the Number of Under- and Un-Immunized Students, Kindergarten - 12th Grade, Iowa, 2020-21 School Year.....	4
Table 3A. State Immunization Summary by Grade, Kindergarten - 12th Grade, Iowa, 2024-25 School Year	6
Table 3B. Under- and Un-Immunized by Grade, Kindergarten – 12 th Grade, Iowa, 2024-25 School Year.....	6
Table 4A. Kindergarten - 12th Grade Immunization Summary by School Type, Iowa, 2024-25 School Year	7
Table 4B. Kindergarten - 12 th Grade Under- and Un-Immunized by School Type, Iowa, 2024-25 School Year.....	7
Table 5. State Immunization Summary by Year, Kindergarten, Iowa, 2015-16 to 2024-25 School Year	8
Table 6. Count Difference and Percent Change in the Number of Under- and Un-Immunized Students, Kindergarten, Iowa, 2020-21 to 2024-25 School Year.....	9
Table 7. Kindergarten Immunization Summary by School Type, Iowa, 2024-25 School Year..	11
Table 8. State Certificate of Immunization Summary by Year, 7th Grade, Iowa, 2020-21 to 2024-25 School Year	12
Table 9. Count Difference and Percent Change in the Number of Under- and Un-Immunized Students, 7th Grade, Iowa, 2020-21 to 2024-25 School Year	13
Table 10. State Immunization Summary by Year, 12th Grade, Iowa, 2020-21 to 2024-25 School Year.....	15
Table 11. Count Difference and Percent Change in the Number of Under- and Un-Immunized Students, 12th Grade, Iowa, 2020-21 to 2024-25 School Year	16
Table 12. Immunization Summary and Exemptions in Iowa and United States, 2023-24 and 2024-25 School Year.....	18

LIST OF FIGURES:

Figure 1. Percent of Immunization Certificates by Type, K - 12th Grade, Iowa, 2015-16 to 2024-25 School Year	3
Figure 2. Percent of Under- and Un-Immunized Students, Kindergarten - 12th Grade, Iowa, 2020-21 to 2024-25 School Year.....	4
Figure 3. Number of Under- and Un-Immunized Students by Certificate Type, Kindergarten to 12th Grade, Iowa, 2020-21 to 2024-25 School Year	4
Figures 4-7. Under-and Un-Immunized by Certificate Type, Kindergarten-12th Grade, Iowa, 2020-21 to 2024-25 School Year.....	5
Figure 8. Percent of Kindergarten - 12th Grade Students by Immunization Certificate and School Type, 2024-25 School Year	7

Figure 9. Percent of Immunization Certificates by Type, Kindergarten, Iowa, 2020-21 to 2024-25 School Year	8
Figure 10. Percent of Under- and Un-Immunized Students, Kindergarten, Iowa, 2020-21 to 2024-25 School Year	9
Figure 11. Number of Under- and Un-immunized Students by Certificate Type, Kindergarten, Iowa, 2020-21 to 2024-25 School Year	9
Figures 12-15. Under-and Un-Immunized by Certificate Type, Kindergarten, Iowa, 2020-21 to 2024-25 School Year	10
Figure 16. Percent of Kindergarten Students by Immunization Certificate and School Type, 2024-25 School Year	11
Figure 17. Percent of Immunization Certificates by Type, 7th Grade, Iowa, 2020-21 to 2024-25 School Year	12
Figure 18. Percent of Under- and Un-Immunized Students, 7th Grade, Iowa, 2020-21 to 2024-25 School Year	13
Figure 19. Number of Under- and Un-immunized Students by Certificate Type, 7th Grade, Iowa, 2020-21 to 2024-25 School Year	13
Figures 20-23. Under-and Un-Immunized by Certificate Type, 7th Grade, Iowa, 2020-21 to 2024-25 School Year	14
Figure 24. Percent of Immunization Certificates by Type, 12th Grade, Iowa, 2020-21 to 2024-25 School Year	15
Figure 25. Percent of Under- and Un-Immunized Students, 12th Grade Iowa, 2020-21 to 2024-25 School Year	16
Figure 26. Number of Under- and Un-immunized Students by Certificate Type, 12th Grade, Iowa, 2020-21 to 2024-25 School Year	16
Figures 27-30. Under-and Un-Immunized by Certificate Type, 12th Grade, Iowa, 2020-21 to 2024-25 School Year	17

BACKGROUND

Annually, the Immunization Program releases school audit reports. Local Public Health Agencies (LPHAs) conduct audits of immunization records for children enrolled in public, private and parochial students in kindergarten through 12th grade each year. Assessments are conducted to ensure attendees receive the required immunizations and have a valid Certificate of Immunization, Certificate of Immunization Exemption, or Provisional Certificate of Immunization. Iowa Code, Chapter 139a.8(6) and Iowa Administrative Code, 641-7.7(139) outline immunization requirements to attend elementary or secondary schools. To attend school, the student needs to present a valid Certificate of Immunization, Provisional Certificate of Immunization, or Certificate of Immunization Exemption (Medical or Religious) to the admitting official. A brief explanation of each certificate is included below.

CERTIFICATE TYPES

Certificate of Immunization - Issued when the applicant has a record of age-appropriate immunizations that meet the requirement for school enrollment.

Provisional Certificate of Immunization - Issued when the applicant has received at least one dose of each of the required vaccines but has not completed all required immunizations or is a transfer student from another U.S. school system.

Certificate of Immunization Exemption-Medical - Iowa law allows for medical exemption to immunization when the required immunizations would be injurious to the health and well-being of the applicant or any member of the applicant's family or household or the required vaccine would violate minimum interval spacing.

Certificate of Immunization Exemption-Religious - Iowa law allows for religious exemption to immunization when immunizations conflict with a genuine and sincere religious belief, and is not based merely on philosophical, scientific, moral, personal or medical opposition to immunizations.

Per Executive Order 10, the Iowa Immunization Program completed a review process for Iowa Administrative Code 641, Chapter 7: *Immunization and Immunization Education Persons Attending Elementary or Secondary Schools, Licensed Child Care Centers or Institutions of Higher Education*. The following changes were effective July 1, 2024.

Religious Certificate of Immunization Exemption Language Changes:

Removal of language requiring a notary signature for the certificate to be valid. Iowa HHS has determined the use of a notary is not effective or necessary to prevent fraud in this circumstance. In addition, notary signature was removed in this section and other departmental code citations as there is inconsistent access to notary services in Iowa.

EXECUTIVE SUMMARY

Each year, the Immunization Program releases school immunization audit reports. LPHAs conduct audits of immunization records for students enrolled in public, private and parochial students in kindergarten through 12th grade each year. Assessments are conducted to ensure attendees receive required immunizations and have a valid Certificate of Immunization, Certificate of Immunization Exemption, or Provisional Certificate of Immunization.

School Immunization Audit Highlights 2024-25 School Year

Total Enrolled - Records from 523,736 students attending Iowa schools were analyzed to calculate statewide vaccination coverage levels.

Valid Immunization Certificates - 98.8% of students attending Iowa schools had valid immunization certificates, indicating 517,616 records of Certificates of Immunization, Certificates of Immunization Exemption, or Provisional Certificates of Immunization complied with Iowa law.

Certificates of Immunization - 92.9% of students attending Iowa schools had valid Certificates of Immunization, indicating 486,679 records met age-appropriate immunization requirements. The percent of students with Certificates of Immunization decreased from 93.6% in the previous school year to 92.9% in the 2024-25 school year.

Provisional Certificates of Immunization - 2.1% of students attending Iowa schools had provisional Certificates of Immunization, indicating 11,204 students received at least one dose of each of the required vaccines but did not complete all required immunizations or have transferred from another U.S. school system. The percent of students with provisional Certificates of Immunization decreased from 2.2% in the previous school year to 2.1% in the 2024-25 school year, which is a decrease of 91 records.

Medical Exemptions - 0.2% of students attending Iowa schools had medical Certificates of Immunization Exemption, representing 1,004 students. The percent of students with medical Certificates of Immunization Exemption remained the same as the previous school year.

Religious Exemptions - 3.6% of students attending Iowa schools had religious Certificates of Immunization Exemption, representing 18,729 students. The percent of students with religious Certificates of Immunization Exemption increased from 3.0% in the previous school year to 3.6% in the 2024-25 school year, which is an increase of 2,826 records.

Invalid or No Certificate of Immunization - 1.2% of students attending Iowa schools had invalid or no immunization certificates, representing 6,120 students. The percent of students with invalid or no Certificate of Immunization increased 0.1% from the previous school year.

Under- and Un-Immunized - 7.1% of students attending Iowa schools were under- or un-immunized, representing 37,057 students with a Provisional Certificate of Immunization, Certificate of Immunization Exemption, or an invalid or no Certificate of Immunization. The percent of under- or un-immunized students increased from 6.4% in the previous school year to 7.1% in the 2024-25 school year, which is an increase of 3,220 records.

Data files contained in this report are available on the Immunization Program webpage at <https://hhs.iowa.gov/immunization>

In 2019, the Immunization Program began to collaborate with the Iowa Public Health Tracking Program to include immunization data for childhood, adolescent, adult, human papillomavirus (HPV), influenza and school and child care audits on the Iowa Public Health Tracking Portal. These data are available at <https://hhs.iowa.gov/data/health/immunization>

School Immunization Audit Data KINDERGARTEN - 12TH GRADE

Local Public Health Agencies conducted audits of immunization records for 523,736 students enrolled in 1,587 of Iowa’s public, private and parochial schools during the 2024-25 school year. The audit data were analyzed to calculate statewide vaccination coverage levels.

For students in kindergarten through 12th grade during the 2024-25 school year:

- 98.8% of students had valid Certificates of Immunization, Certificates of Immunization Exemption, or Provisional Certificates of Immunization and were compliant with Iowa law (517,616 records).
- 92.9% of students had valid Certificates of Immunization and received all required vaccines (486,679 records).
- 7.1% of students were under- or un-immunized (37,057 records).
- 0.2% of students had a medical Certificate of Immunization Exemption (1,004 records).
- 3.6% of students had a religious Certificate of Immunization Exemption (18,729 records).
- 2.1% of students had a Provisional Certificate of Immunization (11,204 records).
- 1.2% of students had an invalid or no Certificate of Immunization (6,120 records).

Table 1. State Immunization Summary by Year, Kindergarten - 12th Grade, Iowa, 2015-16 to 2024-25 School Year

School Year	Total Enrolled	Immunization Certificates		Provisional Certificates		Medical Exemptions		Religious Exemptions		Invalid/No Certificates		Total Valid Certificates	
		Total	%	Total	%	Total	%	Total	%	Total	%	Total	%
2015-16	519,596	495,792	95.4%	8,746	1.7%	1,996	0.4%	6,737	1.3%	6,325	1.2%	513,172	98.8%
2016-17	521,337	497,812	95.5%	7,951	1.5%	1,891	0.4%	7,465	1.4%	6,218	1.2%	515,119	98.8%
2017-18	521,029	497,864	95.6%	6,439	1.2%	1,852	0.4%	8,740	1.7%	6,134	1.2%	514,895	98.8%
2018-19	525,515	502,286	95.6%	6,136	1.2%	1,723	0.3%	9,851	1.9%	5,519	1.1%	519,996	98.9%
2019-20	526,129	501,828	95.4%	6,843	1.3%	1,662	0.3%	10,713	2.0%	5,083	1.0%	521,046	99.0%
2020-21	519,159	496,246	95.6%	6,137	1.2%	1,570	0.3%	10,593	2.0%	4,613	0.9%	514,546	99.1%
2021-22	522,476	492,826	94.3%	10,078	1.9%	1,425	0.3%	11,982	2.3%	6,165	1.2%	516,311	98.8%
2022-23	523,155	492,977	94.2%	9,459	1.8%	1,281	0.2%	13,761	2.6%	5,677	1.1%	517,478	98.9%
2023-24	524,961	491,124	93.6%	11,295	2.2%	1,106	0.2%	15,903	3.0%	5,533	1.1%	519,428	98.9%
2024-25	523,736	486,679	92.9%	11,204	2.1%	1,004	0.2%	18,729	3.6%	6,120	1.2%	517,616	98.8%

Figure 1. Percent of Immunization Certificates by Type, Kindergarten - 12th Grade, Iowa, 2015-16 to 2024-25 School Year

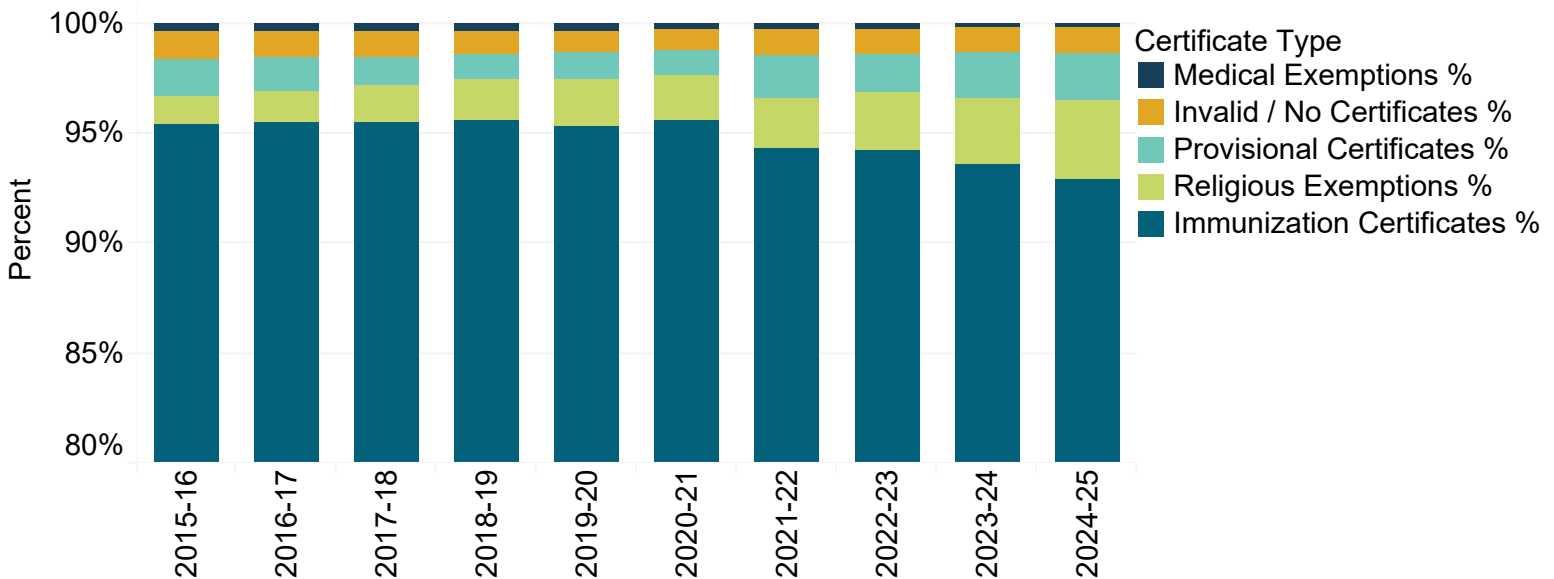


Figure Note: Vertical axis begins at 80%.

KINDERGARTEN - 12TH GRADE Under- and Un-Immunized Students

During the 2024-25 school year, 7.1% of students in kindergarten through 12th grade were under- or un-immunized. This includes students who have an invalid or no Certificate of Immunization, Provisional Certificate of Immunization, medical Certificate of Immunization Exemption, and religious Certificate of Immunization Exemption (37,057 records) (Figure 2,3).

The number of under- and un-immunized students increased 9.5% from the previous year, which is an increase of 3,220 records (Table 2). A percent increase in under- and un-immunized students was observed in the number of religious Certificates of Immunization Exemption (17.8%) and invalid or no Certificates of Immunization (10.6%). Percent decreases in the number of under- and un-immunized students were observed for medical Certificates of Immunization Exemption (-9.2%) and Provisional Certificates of Immunization (-0.8%).

Figure 2. Percent of Under- and Un-Immunized Students, Kindergarten - 12th Grade, Iowa, 2020-21 to 2024-25 School Year

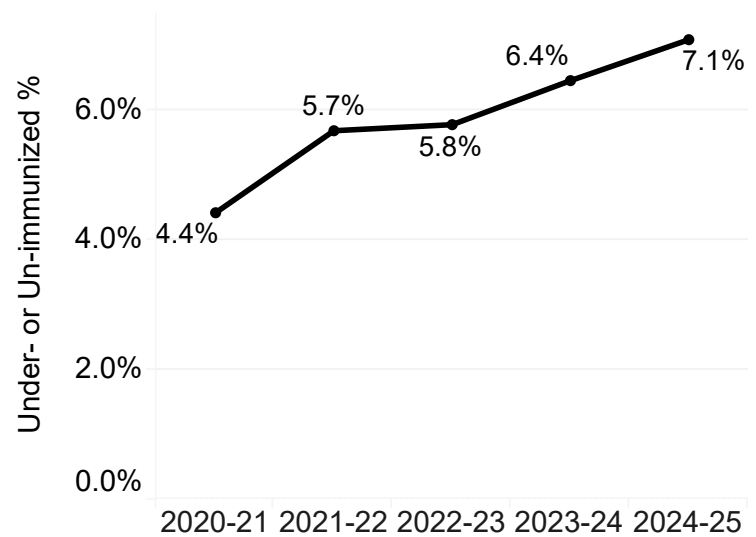


Figure 3. Number of Under- and Un-Immunized Students by Certificate Type, Kindergarten -12th Grade, Iowa, 2020-21 to 2024-25 School Year

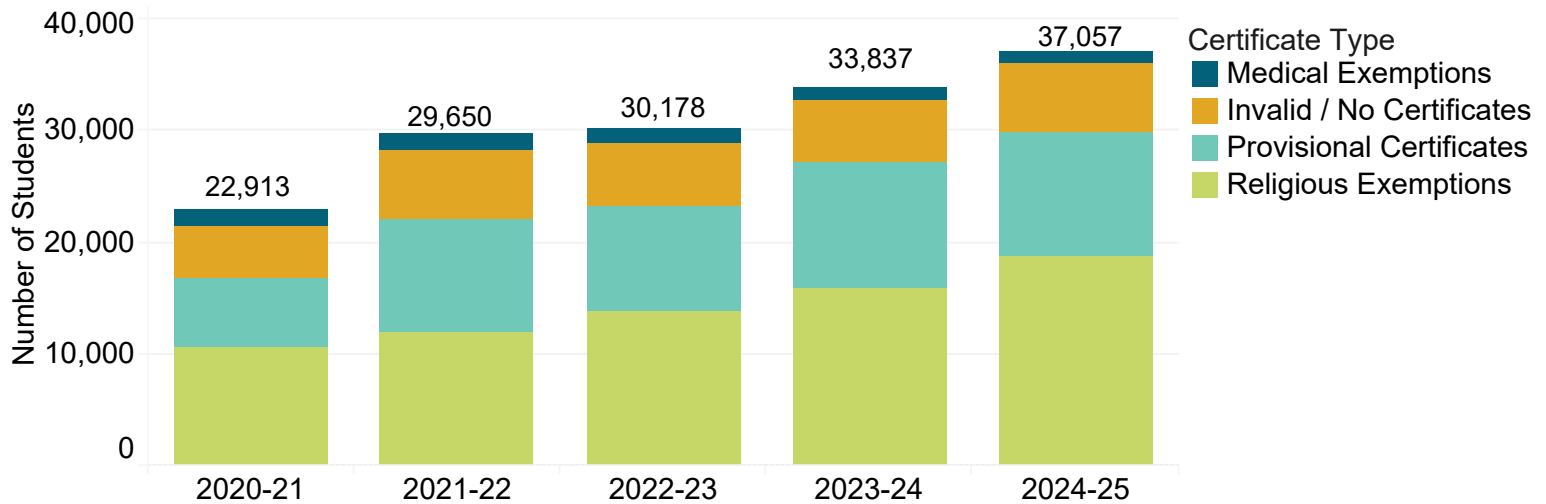


Table 2. Count Difference and Percent Change in the Number of Under- and Un-Immunized Students, Kindergarten - 12th Grade, Iowa, 2020-21 to 2024-25 School Year

School Year	Total Enrollment		Provisional Certificates		Medical Exemptions		Religious Exemptions		Invalid/No Certificates		Under- and Un-Immunized	
	Total	% Diff.	Total	% Diff.	Total	% Diff.	Total	% Diff.	Total	% Diff.	Total	% Diff.
2020-21	519,159	-1.3%	6,137	-10.3%	1,570	-5.5%	10,593	-1.1%	4,613	-9.2%	22,913	-5.7%
2021-22	522,476	0.6%	10,078	64.2%	1,425	-9.2%	11,982	13.1%	6,165	33.6%	29,650	29.4%
2022-23	523,155	0.1%	9,459	-6.1%	1,281	-10.1%	13,761	14.8%	5,677	-7.9%	30,178	1.8%
2023-24	524,961	0.3%	11,295	19.4%	1,106	-13.7%	15,903	15.6%	5,533	-2.5%	33,837	12.1%
2024-25	523,736	-0.2%	11,204	-0.8%	1,004	-9.2%	18,729	17.8%	6,120	10.6%	37,057	9.5%

*Diff = Difference

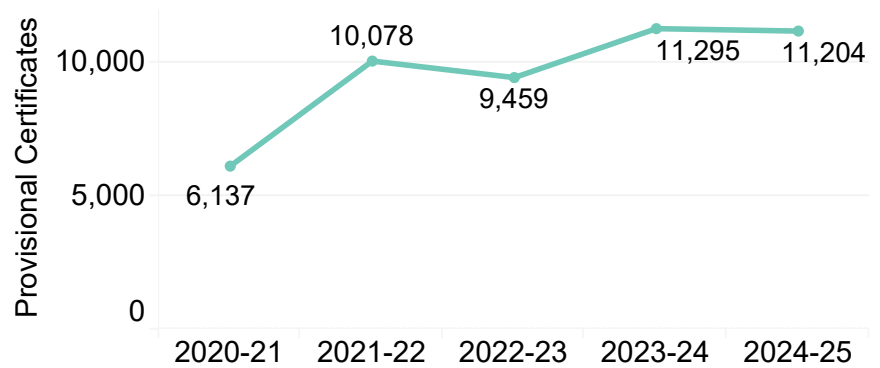
KINDERGARTEN - 12TH GRADE

Under and Un-Immunized By Certificate Type

Provisional Certificate of Immunization

During the 2024-25 school year, 2.1% of students in kindergarten through 12th grade had a Provisional Certificate of Immunization, representing 11,204 records. This is a decrease of 91 records compared to the previous school year.

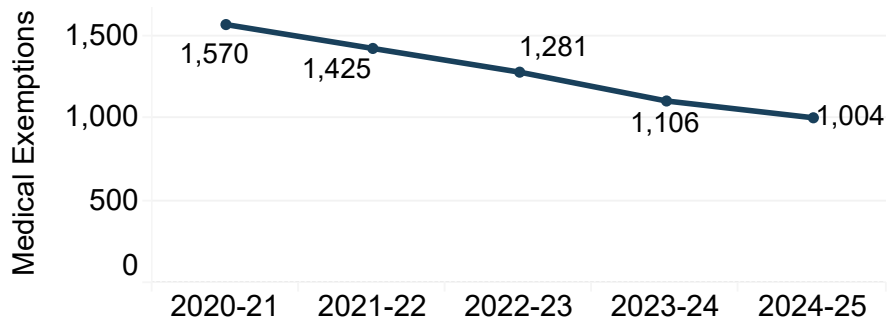
Figure 4. Number of Students in K-12th Grade with a Provisional Certificate, 2020-21 to 2024-25 School Year



Certificate of Immunization Exemption - Medical

During the 2024-25 school year, 0.2% of students in kindergarten through 12th grade had a medical Certificate of Immunization Exemption, representing 1,004 records. This is a decrease of 102 records compared to the previous school year.

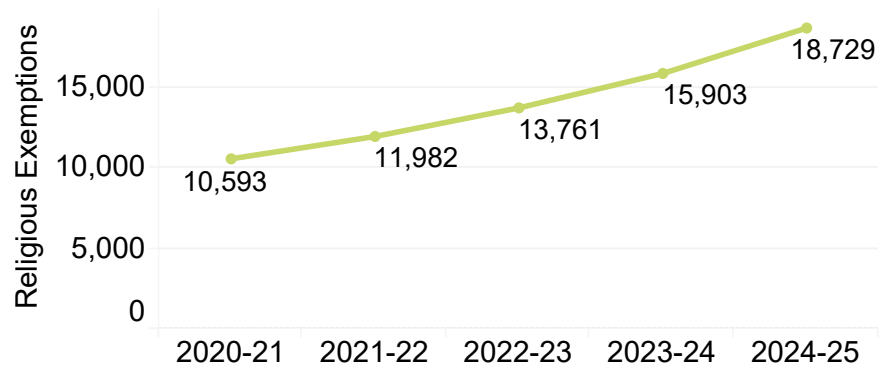
Figure 5. Number of Students in K-12th Grade with a Medical Exemption, 2020-21 to 2024-25 School Year



Certificate of Immunization Exemption - Religious

During the 2024-25 school year, 3.6% of students in kindergarten through 12th grade had a religious Certificate of Immunization Exemption, representing 18,729 records. This is an increase of 2,826 records compared to the previous school year.

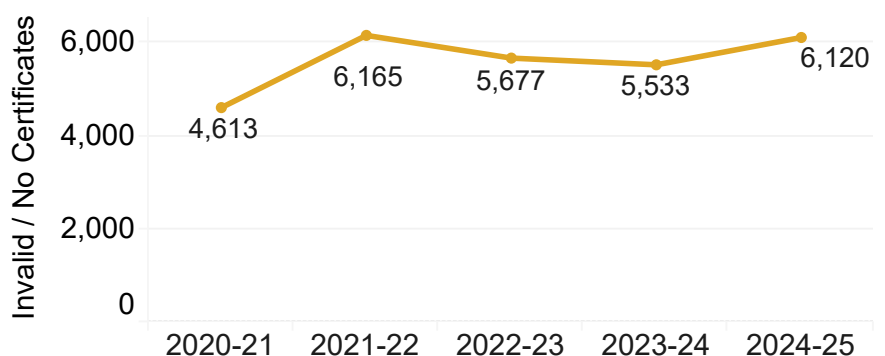
Figure 6. Number of Students in K-12th Grade with a Religious Exemption, 2020-21 to 2024-25 School Year



Invalid or No Certificate of Immunization

During the 2024-25 school year, 1.2% of students in kindergarten through 12th grade had an invalid or no Certificate of Immunization, representing 6,120 records. This is an increase of 587 records compared to the previous school year.

Figure 7. Number of Students in K-12th Grade with an Invalid or No Immunization Certificate, 2020-21 to 2024-25 School Year



KINDERGARTEN - 12TH GRADE Immunization Certificates by Individual Grades

Table 3A. State Immunization Summary by Grade, Kindergarten - 12th Grade, Iowa, 2024-25 School Year

Grade	Total Enrolled		Immunization Certificates		Provisional Certificates		Medical Exemptions		Religious Exemptions		Invalid/No Certificates		Total Valid Certificates	
	Total	%	Total	%	Total	%	Total	%	Total	%	Total	%	Total	%
HS	5,771		3,578	62.0%	268	4.6%	38	0.7%	1,710	29.6%	177	3.1%	5,594	96.9%
K	38,268		33,994	88.8%	2,119	5.5%	62	0.2%	1,437	3.8%	656	1.7%	37,612	98.3%
1	37,993		35,435	93.3%	657	1.7%	54	0.1%	1,419	3.7%	428	1.1%	37,565	98.9%
2	38,671		36,374	94.1%	473	1.2%	67	0.2%	1,368	3.5%	389	1.0%	38,282	99.0%
3	39,772		37,812	95.1%	405	1.0%	43	0.1%	1,220	3.1%	292	0.7%	39,480	99.3%
4	39,613		37,741	95.3%	336	0.8%	48	0.1%	1,184	3.0%	304	0.8%	39,309	99.2%
5	39,386		37,638	95.6%	332	0.8%	49	0.1%	1,119	2.8%	248	0.6%	39,138	99.4%
6	39,699		37,996	95.7%	285	0.7%	60	0.2%	1,054	2.7%	304	0.8%	39,395	99.2%
7	39,902		36,295	91.0%	950	2.4%	74	0.2%	1,712	4.3%	871	2.2%	39,031	97.8%
8	39,488		37,143	94.1%	391	1.0%	66	0.2%	1,499	3.8%	389	1.0%	39,099	99.0%
9	41,161		38,704	94.0%	574	1.4%	96	0.2%	1,337	3.2%	450	1.1%	40,711	98.9%
10	41,296		39,151	94.8%	473	1.1%	102	0.2%	1,164	2.8%	406	1.0%	40,890	99.0%
11	41,363		39,446	95.4%	390	0.9%	104	0.3%	1,059	2.6%	364	0.9%	40,999	99.1%
12	41,353		35,372	85.5%	3,551	8.6%	141	0.3%	1,447	3.5%	842	2.0%	40,511	98.0%
K-12	523,736		486,679	92.9%	11,204	2.1%	1,004	0.2%	18,729	3.6%	6,120	1.2%	517,616	98.8%

Table 3B. Under- and Un-Immunized by Grade, Kindergarten - 12th Grade, Iowa, 2024-25 School Year

Grade	Total Enrolled	Under- and Un-Immunized Total	%
HS	5,771	2,193	38.0%
K	38,268	4,274	11.2%
1	37,993	2,558	6.7%
2	38,671	2,297	5.9%
3	39,772	1,960	4.9%
4	39,613	1,872	4.7%
5	39,386	1,748	4.4%
6	39,699	1,703	4.3%
7	39,902	3,607	9.0%
8	39,488	2,345	5.9%
9	41,161	2,457	6.0%
10	41,296	2,145	5.2%
11	41,363	1,917	4.6%
12	41,353	5,981	14.5%
K-12	523,736	37,057	7.1%

High and low percent of certificate type by grade, Kindergarten - 12th Grade, Iowa, 2024-25:

Valid Immunization Certificates: 5th grade had the highest percent of students with valid Immunization Certificates (99.4%) while 7th grade students had the lowest percent (97.8%).

Certificates of Immunization: 6th grade had the highest percent of students with Certificates of Immunization (95.7%) while 12th grade students had the lowest percent (85.5%).

Provisional Certificate of Immunization: 6th grade had the lowest percent of students with provisional Certificates of Immunization (0.7%) while 12th grade students had the highest percent (8.6%).

Medical Certificates of Immunization Exemption: 1st grade and 3rd-5th grade had the lowest percent of students with medical Certificates of Immunization Exemption (0.1%) while 11th-12th grade students had the highest percent (0.3%).

Religious Certificates of Immunization Exemption: 11th grade had the lowest percent of students with religious Certificates of Immunization Exemption (2.6%) while 7th grade students had the highest percent (4.3%).

Invalid or No Certificate: 5th grade had the lowest percent of students with invalid or no Certificates of Immunization (0.6%) while 7th grade students had the highest percent (2.2%).

Under- and Un-Immunized Students: 6th grade had the lowest percent of under- and un-immunized students (4.3%) while 12th grade students had the highest percent (14.5%).

Note: HS represents home school students. Aggregate home school student records are excluded from the table due to representing multiple grades.

KINDERGARTEN - 12TH GRADE By School Type

Kindergarten - 12th Grade Students - Immunization Certificates by School Type:

- During the 2024-25 school year, students in kindergarten through 12th grade enrolled in public schools had a higher percentage of Certificates of Immunization and Provisional Certificates of Immunization, and lower percentage of invalid or no Certificates of Immunization and religious Certificates of Immunization Exemption compared to their peers enrolled in private schools.
- The statewide coverage levels for all vaccinations required at school entry in private and public schools was 96.2% and 99.1%, respectively, as represented by valid Certificates of Immunization.
- During the 2024-25 school year, 9.2% of kindergarten through 12th grade students enrolled in private schools reported an exemption compared to 3.3% enrolled in public schools.
- During the 2024-25 school year, 14.5% of students enrolled in private schools were under- or un-immunized compared to 6.4% enrolled in public schools (Table 4B).

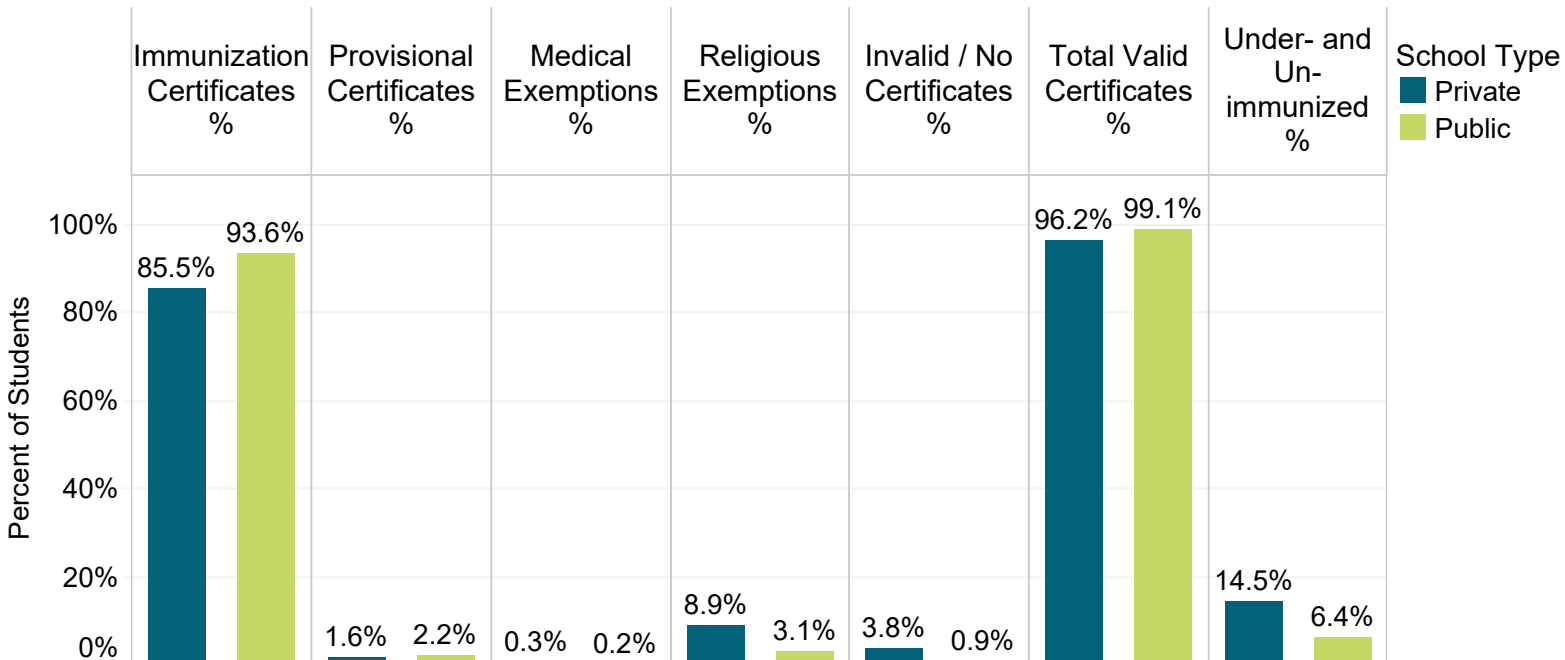
Table 4A. Kindergarten-12th Grade Immunization Summary by School Type, Iowa, 2024-25 School Year

School Type	Total Enrolled	Certificates of Immunization		Provisional Certificates		Medical Exemptions		Religious Exemptions		Invalid/No Certificate		Total Valid Certificates	
		Total	%	Total	%	Total	%	Total	%	Total	%	Total	%
Private	41,062	35,109	85.5%	655	1.6%	112	0.3%	3,639	8.9%	1,547	3.8%	39,515	96.2%
Public	482,674	451,570	93.6%	10,549	2.2%	892	0.2%	15,090	3.1%	4,573	0.9%	478,101	99.1%
Total	523,736	486,679	92.9%	11,204	2.1%	1,004	0.2%	18,729	3.6%	6,120	1.2%	517,616	98.8%

Table 4B. Kindergarten-12th Grade Under- and Un-Immunized by School Type, Iowa, 2024-25 School Year

School Type	Total Enrolled	Under- and Un-Immunized	
		Total	%
Private	41,062	5,953	14.5%
Public	482,674	31,104	6.4%
Total	523,736	37,057	7.1%

Figure 8. Percent of Kindergarten - 12th Grade Students by Immunization Certificate and School Type, 2024-25 School Year



School Immunization Audit Data KINDERGARTEN STUDENTS

Iowa Kindergarten School Requirements:

In order to attend school in Iowa, students entering kindergarten are required to receive the following vaccines: DTaP, Polio, Measles/Rubella, Hepatitis B, and Varicella.

For students in Kindergarten during the 2024-25 school year:

- 98.3% of students had valid Certificates of Immunization, Certificates of Immunization Exemption, or Provisional Certificates of Immunization and were compliant with Iowa law (37,612 records).
- 88.8% of students had valid Certificates of Immunization and received all required vaccines (33,994 records).
- 11.2% of students were under- or un-immunized (4,274 records).
- 0.2% of students had a medical Certificate of Immunization Exemption (62 records).
- 3.8% of students had a religious Certificate of Immunization Exemption (1,437 records).
- 5.5% of students had a Provisional Certificate of Immunization (2,119 records).
- 1.7% of students had an invalid or no Certificate of Immunization (656 records).

Table 5. State Immunization Summary by Year, Kindergarten, Iowa, 2015-16 to 2024-25 School Year

School Year	Total Enrolled	Immunization Certificates		Provisional Certificates		Medical Exemptions		Religious Exemptions		Invalid/No Certificates		Total Valid Certificates		Under-and Un-Immunized	
		Total	%	Total	%	Total	%	Total	%	Total	%	Total	%	Total	%
2015-16	41,215	37,824	91.8%	1,730	4.2%	119	0.3%	635	1.5%	907	2.2%	40,308	97.8%	3,391	8.2%
2016-17	39,587	36,649	92.6%	1,478	3.7%	79	0.2%	622	1.6%	759	1.9%	38,828	98.1%	2,938	7.4%
2017-18	39,632	36,917	93.1%	1,356	3.4%	93	0.2%	694	1.8%	572	1.4%	39,060	98.6%	2,715	6.9%
2018-19	40,624	37,884	93.3%	1,228	3.0%	87	0.2%	873	2.1%	552	1.4%	40,072	98.6%	2,740	6.7%
2019-20	40,812	38,022	93.2%	1,255	3.1%	68	0.2%	936	2.3%	531	1.3%	40,281	98.7%	2,790	6.8%
2020-21	39,141	36,555	93.4%	1,221	3.1%	64	0.2%	803	2.1%	498	1.3%	38,643	98.7%	2,586	6.6%
2021-22	40,111	36,337	90.6%	2,146	5.4%	49	0.1%	913	2.3%	666	1.7%	39,445	98.3%	3,774	9.4%
2022-23	39,178	35,239	89.9%	2,070	5.3%	68	0.2%	1,105	2.8%	696	1.8%	38,482	98.2%	3,939	10.1%
2023-24	38,611	34,388	89.1%	2,279	5.9%	64	0.2%	1,243	3.2%	637	1.6%	37,974	98.4%	4,223	10.9%
2024-25	38,268	33,994	88.8%	2,119	5.5%	62	0.2%	1,437	3.8%	656	1.7%	37,612	98.3%	4,274	11.2%

Figure 9. Percent of Immunization Certificates by Type, Kindergarten, Iowa, 2020-21 to 2024-25 School Year

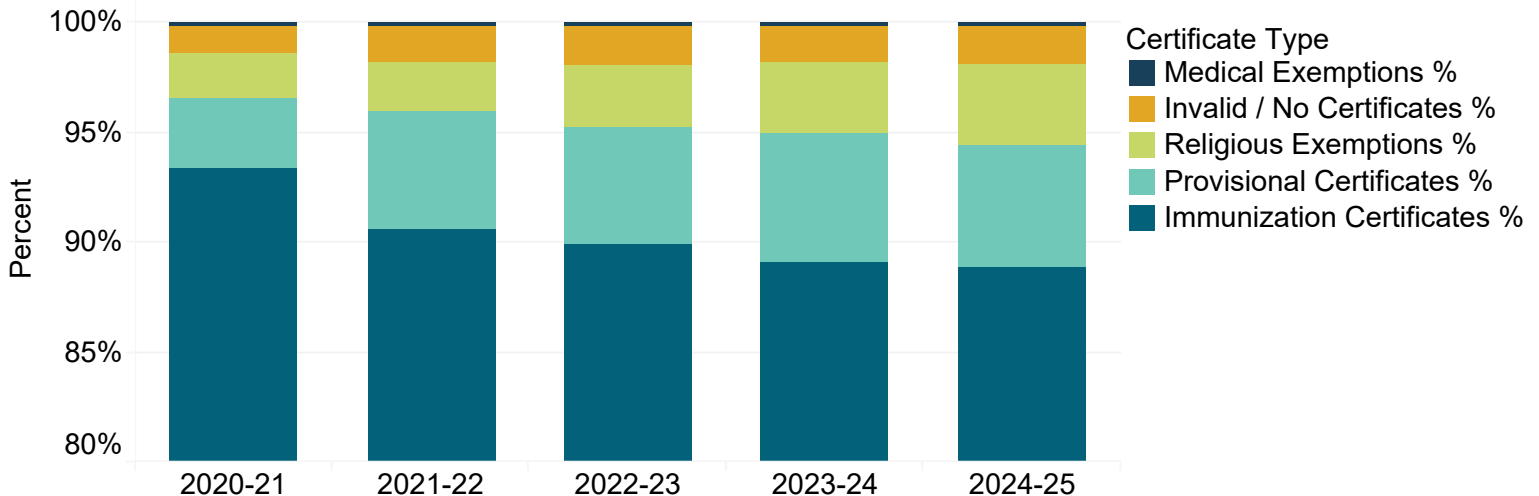


Figure Note: Vertical axis begins at 80%.

KINDERGARTEN Under- and Un-Immunized Students

During the 2024-25 school year, 11.2% of students in kindergarten were under- or un-immunized. This includes students who have an invalid or no Certificate of Immunization, Provisional Certificate of Immunization, or Certificate of Immunization Exemption (4,274 records) (Figure 10, 11).

The number of under- and un-immunized students increased 1.2% from the previous year, which is an increase of 51 records (Table 6). A percent increase in under- and un-immunized students was observed in the number of religious Certificates of Immunization Exemption (15.6%) and invalid or no Certificates of Immunization (3.0%). Percent decreases in the number of under- and un-immunized students were observed for medical Certificates of Immunization Exemption (-3.1%) and Provisional Certificates of Immunization (-7.0%).

Figure 10. Percent of Under- and Un-Immunized Students, Kindergarten, Iowa, 2020-21 to 2024-25 School Year

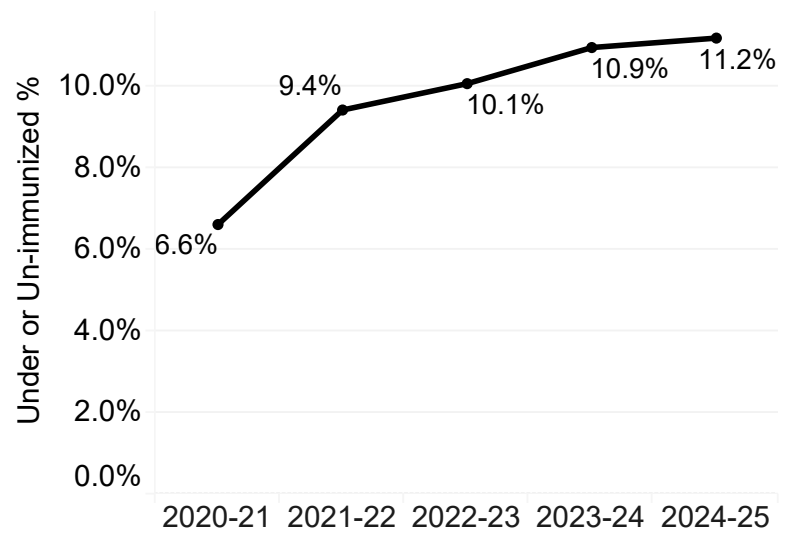


Figure 11. Number of Under- and Un-immunized Students by Certificate Type, Kindergarten, Iowa, 2020-21 to 2024-25 School Year

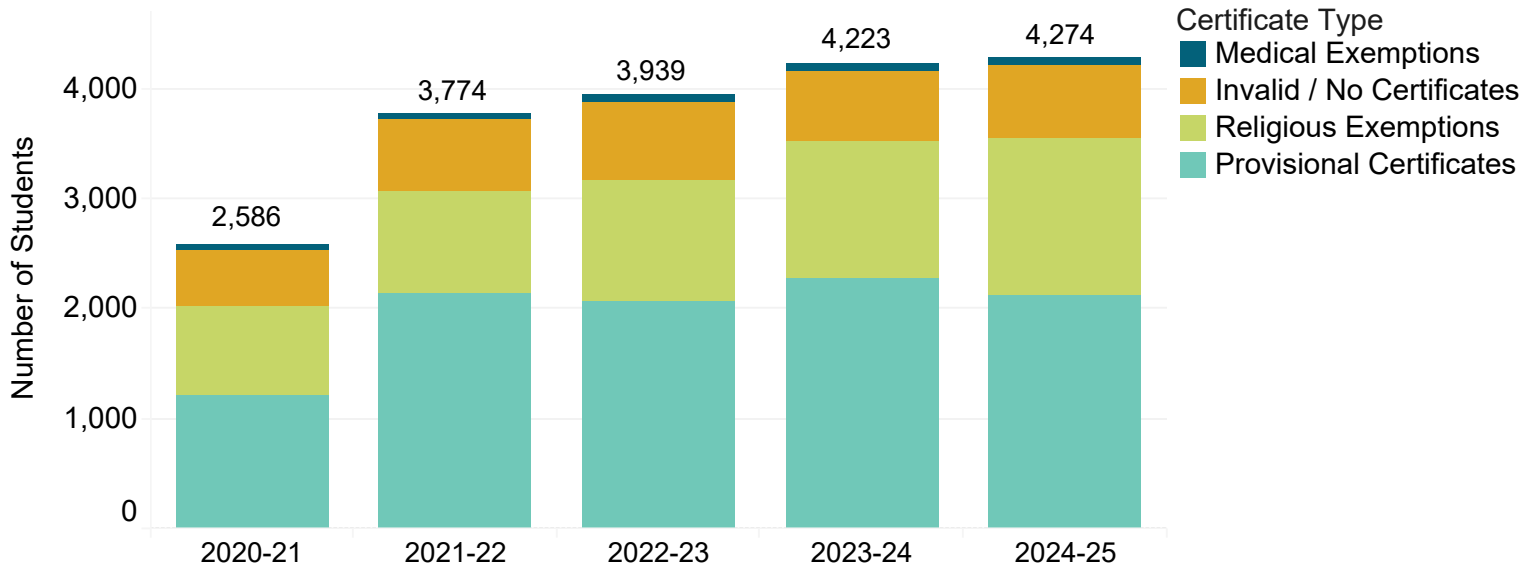


Table 6. Count Difference and Percent Change in the Number of Under- and Un-Immunized Students, Kindergarten, Iowa, 2020-21 to 2024-25 School Year

School Year	Total Enrollment		Provisional Certificates		Medical Exemptions		Religious Exemptions		Invalid/No Certificates		Under- and Un-Immunized	
	Total	% Diff.	Total	% Diff.	Total	% Diff.	Total	% Diff.	Total	% Diff.	Total	% Diff.
2020-21	39,141	-4.1%	1,221	-2.7%	64	-5.9%	803	-14.2%	498	-6.2%	2,586	-7.3%
2021-22	40,111	2.5%	2,146	75.8%	49	-23.4%	913	13.7%	666	33.7%	3,774	45.9%
2022-23	39,178	-2.3%	2,070	-3.5%	68	38.8%	1,105	21.0%	696	4.5%	3,939	4.4%
2023-24	38,611	-1.4%	2,279	10.1%	64	-5.9%	1,243	12.5%	637	-8.5%	4,223	7.2%
2024-25	38,268	-0.9%	2,119	-7.0%	62	-3.1%	1,437	15.6%	656	3.0%	4,274	1.2%

*Diff = Difference

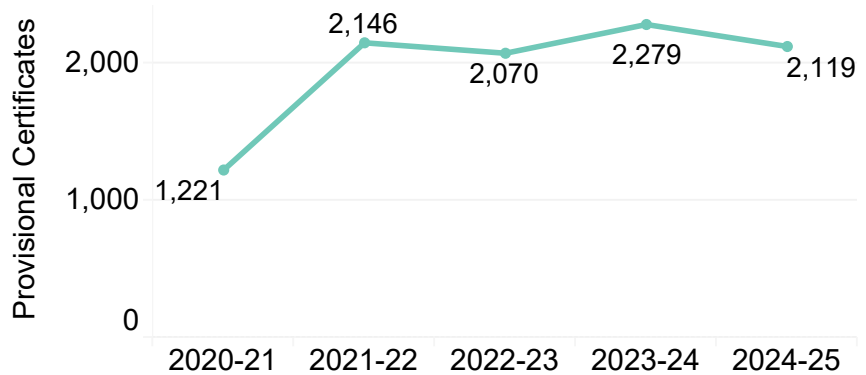
KINDERGARTEN

Under- and Un-Immunized By Certificate Type

Provisional Certificate of Immunization

During the 2024-25 school year, 5.5% of students in kindergarten had a Provisional Certificate of Immunization, representing 2,119 records. This is a decrease of 160 records compared to the previous school year.

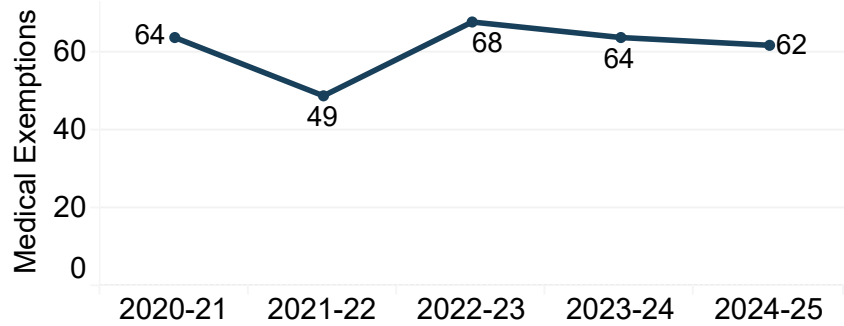
Figure 12. Number of Kindergarten Students with a Provisional Certificate, 2020-2021 to 2024-25 School Year



Certificate of Immunization Exemption - Medical

During the 2024-25 school year, 0.2% of students in kindergarten had a medical Certificate of Immunization Exemption, representing 62 records. This is a decrease of 2 records compared to the previous school year.

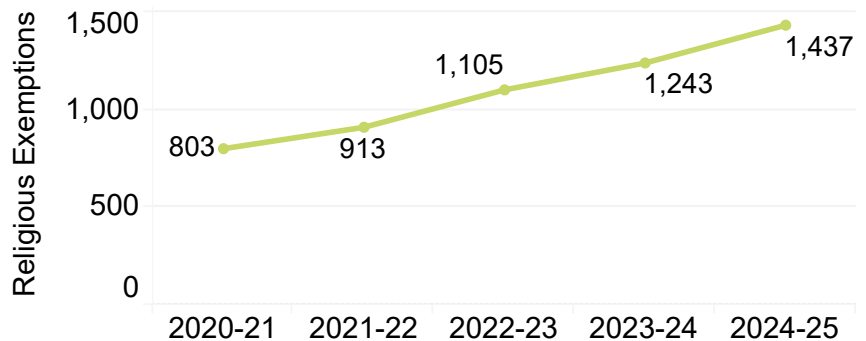
Figure 13. Number of Kindergarten Students with a Medical Exemption, 2020-21 to 2024-25 School Year



Certificate of Immunization Exemption - Religious

During the 2024-25 school year, 3.8% of students in kindergarten had a religious Certificate of Immunization Exemption, representing 1,437 records. This is an increase of 194 records compared to the previous school year.

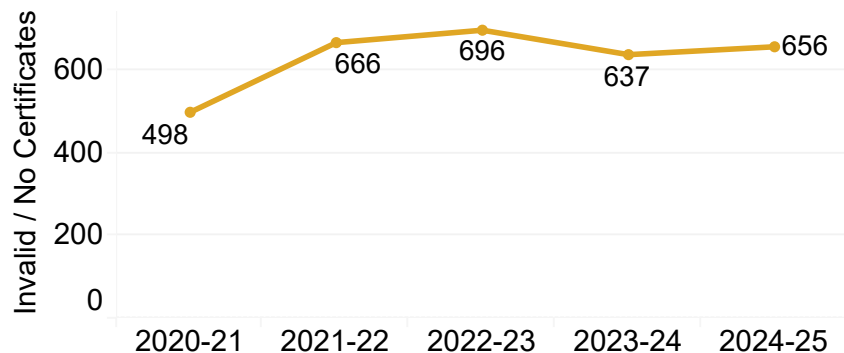
Figure 14. Number of Kindergarten Students with a Religious Exemption, 2020-21 to 2024-25 School Year



Invalid or No Certificate of Immunization

During the 2024-25 school year, 1.7% of students in kindergarten had an invalid or no Certificate of Immunization, representing 656 records. This is an increase of 19 records compared to the previous school year.

Figure 15. Number of Kindergarten Students with an Invalid or No Certificate of Immunization, 2020-21 to 2024-25 School Year



KINDERGARTEN By School Type

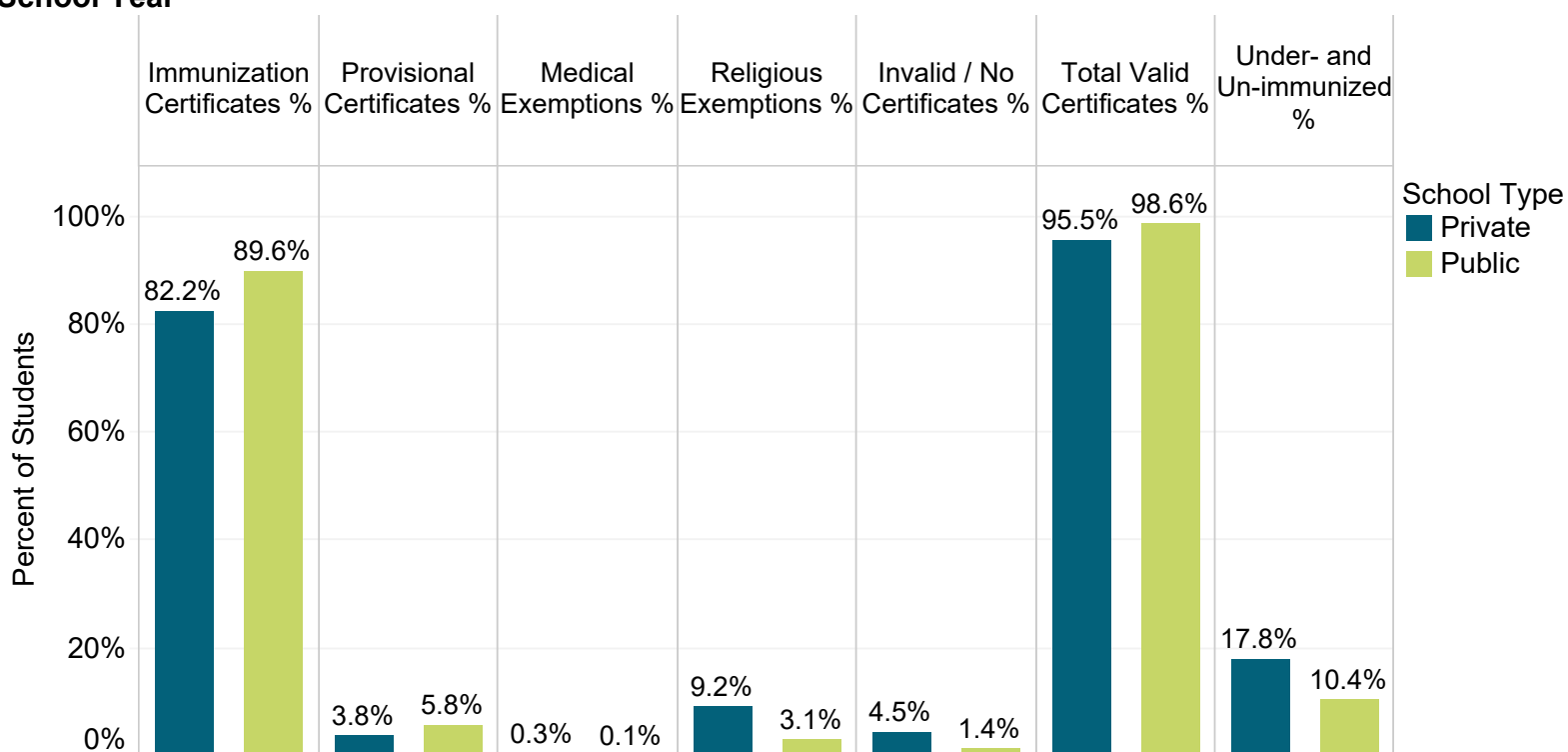
Kindergarten Students - Immunization Certificates by School Type:

- During the 2024-25 school year, students in kindergarten enrolled in public schools had a higher percentage of Certificates of Immunization and Provisional Certificates of Immunization, and lower percentage of invalid or no Certificates of Immunization and religious Certificates of Immunization Exemption compared to their peers enrolled in private schools.
- The statewide coverage levels for all vaccinations required at school entry in private and public schools was 95.5% and 98.6%, respectively, as represented by valid Certificates of Immunization.
- During the 2024-25 school year, 9.5% of kindergarten students enrolled in private schools reported an exemption, compared to 3.2% enrolled in public schools.
- During the 2024-25 school year, 17.8% of kindergarten students enrolled in private schools were under- or un-immunized, compared to 10.4% enrolled in public schools (Table 7, Figure 16).

Table 7. Kindergarten Immunization Summary by School Type, Iowa, 2024-25 School Year

School Type	Total Enrolled	Certificates of Immunization		Provisional Certificates		Medical Exemptions		Religious Exemptions		Invalid/No Certificate		Total Valid Certificates		Under- and Un-Immunized	
		Total	%	Total	%	Total	%	Total	%	Total	%	Total	%		
Private	4,147	3,410	82.2%	157	3.8%	12	0.3%	381	9.2%	187	4.5%	3,960	95.5%	737	17.8%
Public	34,121	30,584	89.6%	1,962	5.8%	50	0.1%	1,056	3.1%	469	1.4%	33,652	98.6%	3,537	10.4%
Total	38,268	33,994	88.8%	2,119	5.5%	62	0.2%	1,437	3.8%	656	1.7%	37,612	98.3%	4,274	11.2%

Figure 16. Percent of Kindergarten Students by Immunization Certificate and School Type, 2024-25 School Year



School Immunization Audit Data 7th GRADE STUDENTS

Iowa 7th Grade School Requirements:

- Iowa currently has two additional immunization requirements for all students entering, advancing or transferring into 7th grade.
- All students entering, advancing or transferring into 7th grade require proof of an adolescent tetanus, diphtheria and pertussis (whooping cough) booster immunization (Tdap) for school enrollment.
 - All students entering, advancing or transferring into 7th grade require proof of one dose of meningococcal conjugate vaccine (MenACWY).

For students in 7th grade during the 2024-25 school year:

- 97.8% of students had valid Certificates of Immunization, Certificates of Immunization Exemption, or Provisional Certificates of Immunization and were compliant with Iowa law (39,031 records).
- 91.0% of students had valid Certificates of Immunization and received all required vaccines (36,295 records).
- 9.0% of students were under- or un-immunized (3,607 records).
- 0.2% of students had a medical Certificate of Immunization Exemption (74 records).
- 4.3% of students had a religious Certificate of Immunization Exemption (1,712 records).
- 2.4% of students had a Provisional Certificate of Immunization (950 records).
- 2.2% of students had an invalid or no Certificate of Immunization (871 records).

Table 8. State Certificate of Immunization Summary by Year, 7th Grade, 2020-21 to 2024-25 School Year

School Year	Total Enrolled	Immunization Certificates		Provisional Certificates		Medical Exemptions		Religious Exemptions		Invalid/No Certificates		Total Valid Certificates		Under and Un-Immunized	
		Total	%	Total	%	Total	%	Total	%	Total	%	Total	%	Total	%
2020-21	41,718	38,997	93.5%	825	2.0%	150	0.4%	957	2.3%	789	1.9%	40,929	98.1%	2,721	6.5%
2021-22	40,381	37,169	92.0%	954	2.4%	107	0.3%	1,104	2.7%	1,047	2.6%	39,334	97.4%	3,212	8.0%
2022-23	39,962	36,800	92.1%	836	2.1%	104	0.3%	1,266	3.2%	956	2.4%	39,006	97.6%	3,162	7.9%
2023-24	39,431	36,120	91.6%	927	2.4%	67	0.2%	1,417	3.6%	900	2.3%	38,531	97.7%	3,311	8.4%
2024-25	39,902	36,295	91.0%	950	2.4%	74	0.2%	1,712	4.3%	871	2.2%	39,031	97.8%	3,607	9.0%

Figure 17. Percent of Immunization Certificates by Type, 7th Grade, Iowa, 2020-21 to 2024-25 School Year

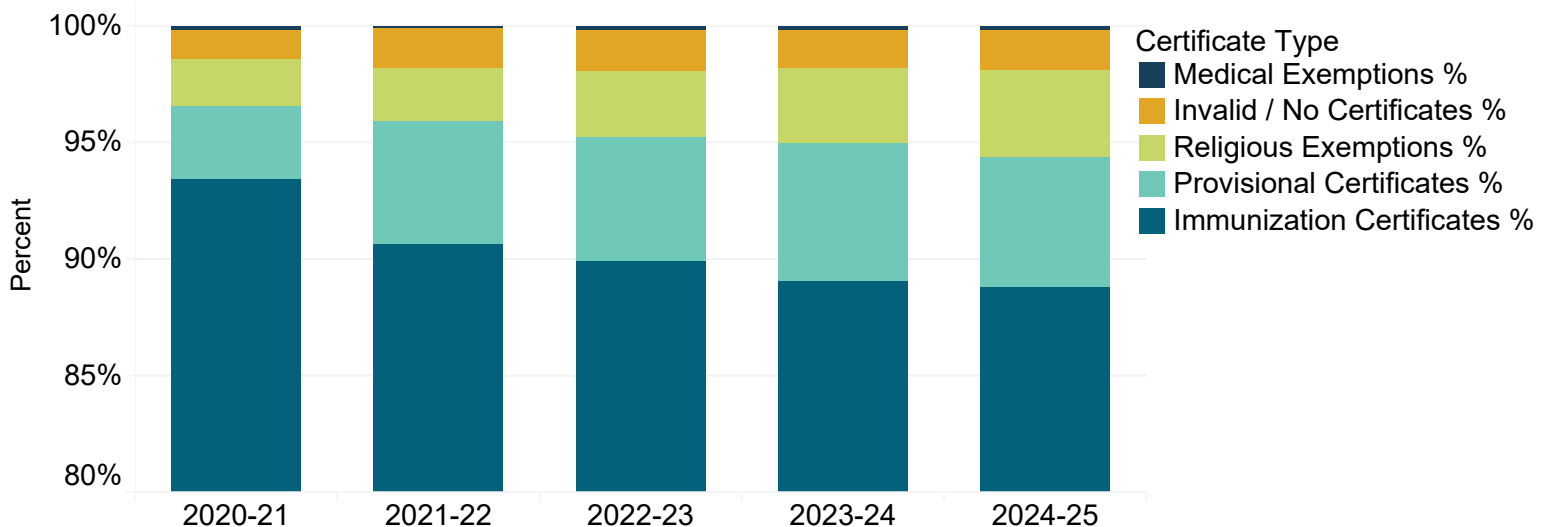


Figure Note: Vertical axis begins at 80%.

7th GRADE Under- and Un-Immunized Students

During the 2024-25 school year, 9.0% of students in 7th grade were under- or un-immunized. This includes students who have an invalid or no certificate, Provisional Certificate of Immunization, or Certificate of Immunization Exemption (3,607 records) (Figure 18,19).

The number of under- and un-immunized students increased 8.9% from the previous year, which is an increase of 296 records (Table 9). A percent increase in under- and un-immunized students was observed in the number of religious Certificates of Immunization Exemption (20.8%), Provisional Certificates of Immunization (2.5%), and medical Certificates of Immunization Exemption (10.4%). Percent decreases were observed for invalid or no Certificates of Immunization (-3.2%).

Figure 18. Percent of Under- and Un-Immunized Students, 7th Grade, Iowa, 2020-21 to 2024-25 School Year

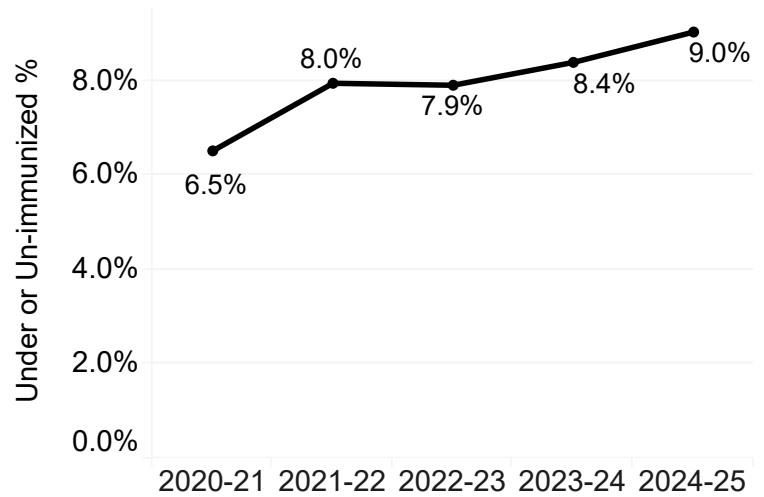


Figure 19. Number of Under- and Un-Immunized Students by Certificate Type, 7th Grade, Iowa, 2020-21 to 2024-25 School Year

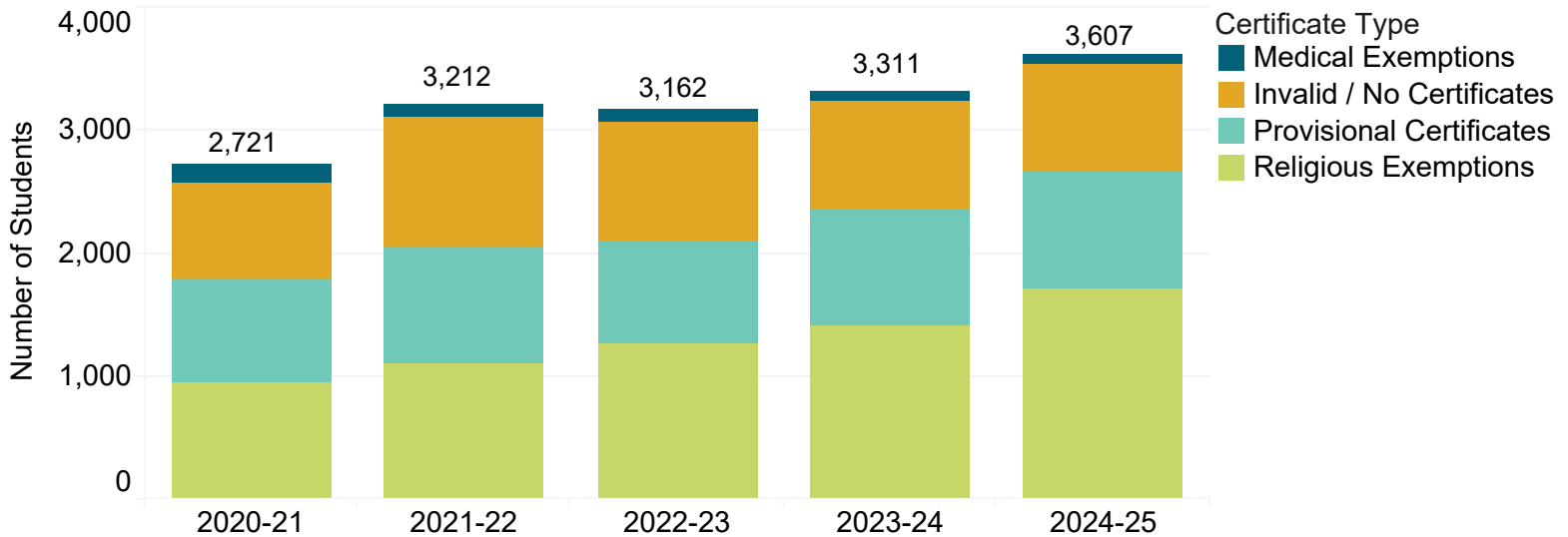


Table 9. Count Difference and Percent Change in the Number of Under- and Un-Immunized Students, 7th Grade, Iowa, 2020-21 to 2024-25 School Year

School Year	Total Enrollment		Provisional Certificates		Medical Exemptions		Religious Exemptions		Invalid/No Certificates		Under- and Un-Immunized	
	Total	% Diff.	Total	% Diff.	Total	% Diff.	Total	% Diff.	Total	% Diff.	Total	% Diff.
2020-21	41,718	-0.8%	825	32.9%	150	-0.7%	957	6.8%	789	30.0%	2,721	19.6%
2021-22	40,381	-3.2%	954	15.6%	107	-28.7%	1,104	15.4%	1,047	32.7%	3,212	18.0%
2022-23	39,962	-1.0%	836	-12.4%	104	-2.8%	1,266	14.7%	956	-8.7%	3,162	-1.6%
2023-24	39,431	-1.3%	927	10.9%	67	-35.6%	1,417	11.9%	900	-5.9%	3,311	4.7%
2024-25	39,902	1.2%	950	2.5%	74	10.4%	1,712	20.8%	871	-3.2%	3,607	8.9%

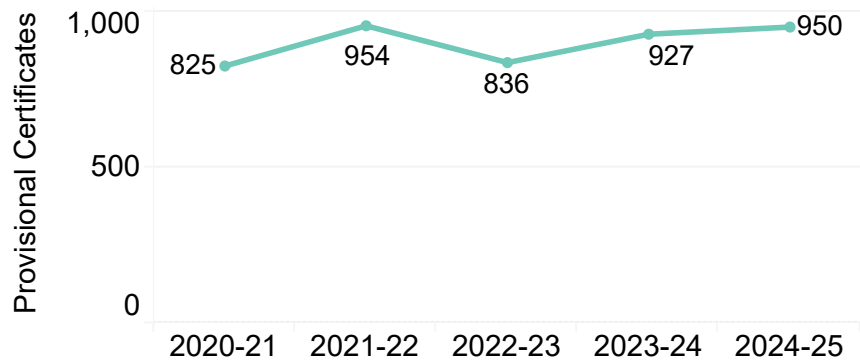
*Diff = Difference

7th GRADE Under- and Un-Immunized By Certificate Type

Provisional Certificate of Immunization

During the 2024-25 school year, 2.4% of students in 7th grade had a Provisional Certificate of Immunization, representing 950 records. This is an increase of 23 records compared to the previous school year.

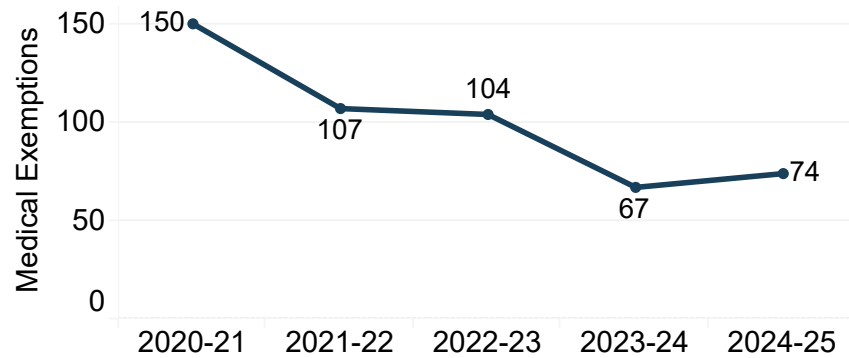
Figure 20. Number of 7th Grade Students with a Provisional Certificate, 2020-21 to 2024-25 School Year



Certificate of Immunization Exemption: Medical

During the 2024-25 school year, 0.2% of students in 7th grade had a medical Certificate of Immunization Exemption, representing 74 records. This is an increase of 7 records compared to the previous school year.

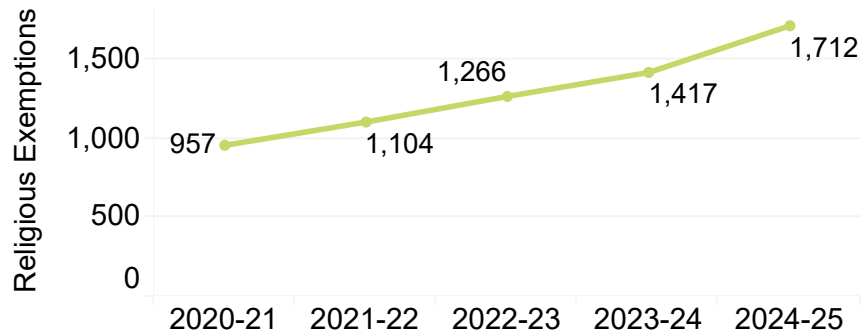
Figure 21. Number of 7th Grade Students with a Medical Exemption, 2020-21 to 2024-25 School Year



Certificate of Immunization Exemption: Religious

During the 2024-25 school year, 4.3% of students in 7th grade had a religious Certificate of Immunization Exemption, representing 1,712 records. This is an increase of 295 records compared to the previous school year.

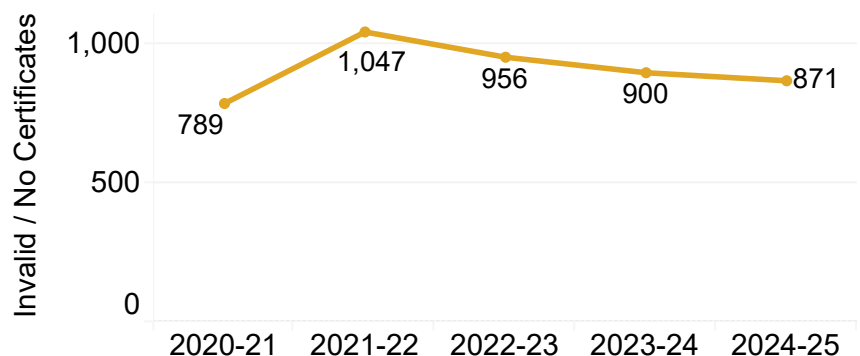
Figure 22. Number of 7th Grade Students with a Religious Exemption, 2020-21 to 2024-25 School Year



Invalid or No Certificate of Immunization

During the 2024-25 school year, 2.2% of students in 7th grade had an invalid or no Certificate of Immunization, representing 871 records. This is a decrease of 29 records compared to the previous school year.

Figure 23. Number of 7th Grade Students with an Invalid or No Certificate of Immunization, 2020-21 to 2024-25 School Year



School Immunization Audit Data 12th GRADE STUDENTS

Iowa 12th Grade School Requirements:

Iowa has an additional vaccine requirement for students enrolling in 12th grade. All students entering, advancing or transferring into 12th grade need proof of two doses of meningococcal ACWY vaccine (one dose received on or after 16 years of age) or one dose if received when the student was 16 years of age or older.

For students in 12th grade during the 2024-25 school year:

- 98.0% of students had valid Certificates of Immunization, Certificates of Immunization Exemption, or Provisional Certificates of Immunization and were compliant with Iowa law (40,511 records).
- 85.5% of students had valid Certificates of Immunization and received all required vaccines (35,372 records).
- 14.5% of students were under- or un-immunized (5,981 records).
- 0.3% of students had a medical Certificate of Immunization Exemption (141 records).
- 3.5% of students had a religious Certificate of Immunization Exemption (1,447 records).
- 8.6% of students had a Provisional Certificate of Immunization (3,551 records).
- 2.0% of students had an invalid or no Certificate of Immunization (842 records).

Table 10. State Immunization Summary by Year, 12th Grade, Iowa, 2020-21 to 2024-25 School Year

School Year	Total Enrolled	Immunization Certificates		Provisional Certificates		Medical Exemptions		Religious Exemptions		Invalid/No Certificates		Total Valid Certificates		Under- and Un-Immunized	
		Total	%	Total	%	Total	%	Total	%	Total	%	Total	%	Total	%
2020-21	38,882	35,415	91.1%	1,671	4.3%	165	0.4%	683	1.8%	948	2.4%	37,934	97.6%	3,467	8.9%
2021-22	39,484	33,948	86.0%	3,335	8.4%	211	0.5%	844	2.1%	1,146	2.9%	38,338	97.1%	5,536	14.0%
2022-23	39,880	34,753	87.1%	2,995	7.5%	182	0.5%	1,004	2.5%	946	2.4%	38,934	97.6%	5,127	12.9%
2023-24	40,489	34,578	85.4%	3,847	9.5%	142	0.4%	1,184	2.9%	738	1.8%	39,751	98.2%	5,911	14.6%
2024-25	41,353	35,372	85.5%	3,551	8.6%	141	0.3%	1,447	3.5%	842	2.0%	40,511	98.0%	5,981	14.5%

Figure 24. Percent of Immunization Certificates by Type, 12th Grade, Iowa, 2020-21 to 2024-25 School Year

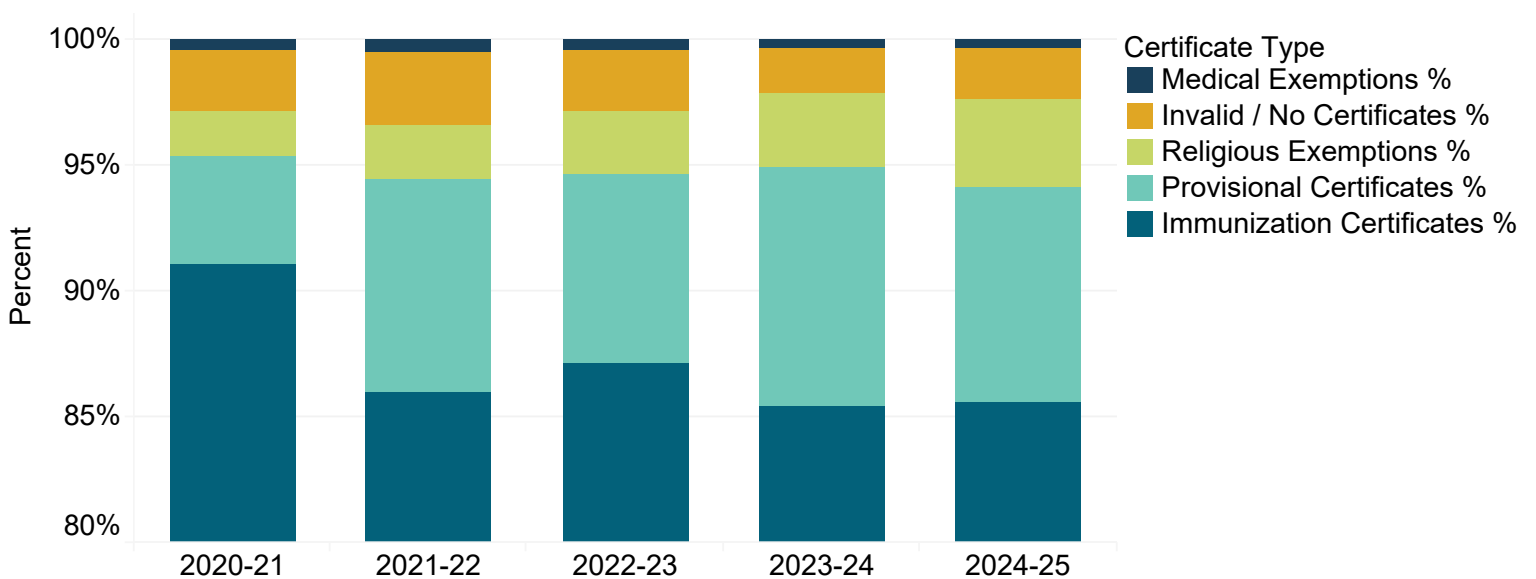


Figure Note: Vertical axis begins at 80%.

12th GRADE Under- and Un-Immunized Students

During the 2024-25 school year, 14.5% of students in 12th grade were under- or un-immunized. This includes students who have an invalid or no certificate, Provisional Certificate of Immunization, or Certificate of Immunization Exemption (5,981 records) (Figure 25, 26).

The number of under- and un-immunized students increased 1.2% from the previous year, which is an increase of 70 records (Table 11). A percent increase in under- and un-immunized students was observed in the number of religious Certificates of Immunization Exemption (22.2%) and invalid or no Certificates of Immunization (14.1%). Percent decreases in the number of under- and un-immunized students were observed for medical Certificates of Immunization Exemption (-0.7%) and Provisional Certificates of Immunization (-7.7%).

Figure 25. Percent of Under- and Un-Immunized Students, 12th Grade, Iowa, 2020-21 to 2024-25 School Year

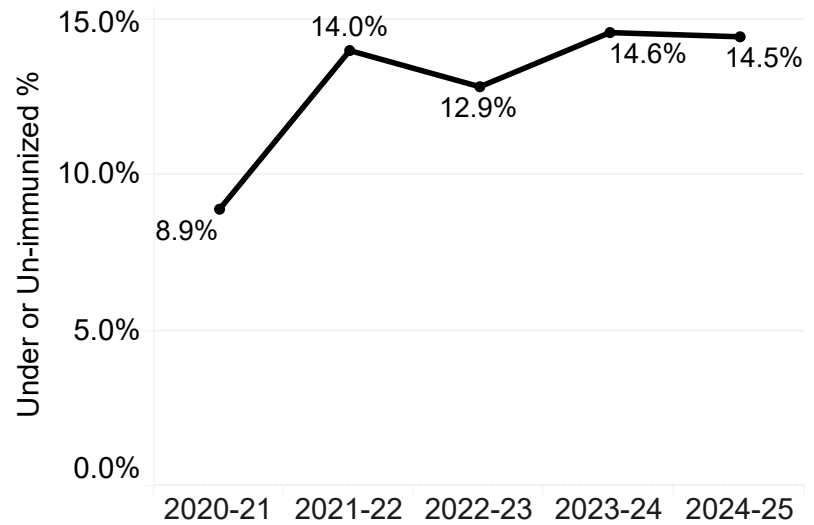


Figure 26. Number of Under- and Un-Immunized Students by Certificate Type, 12th Grade, Iowa, 2020-21 to 2024-25 School Year

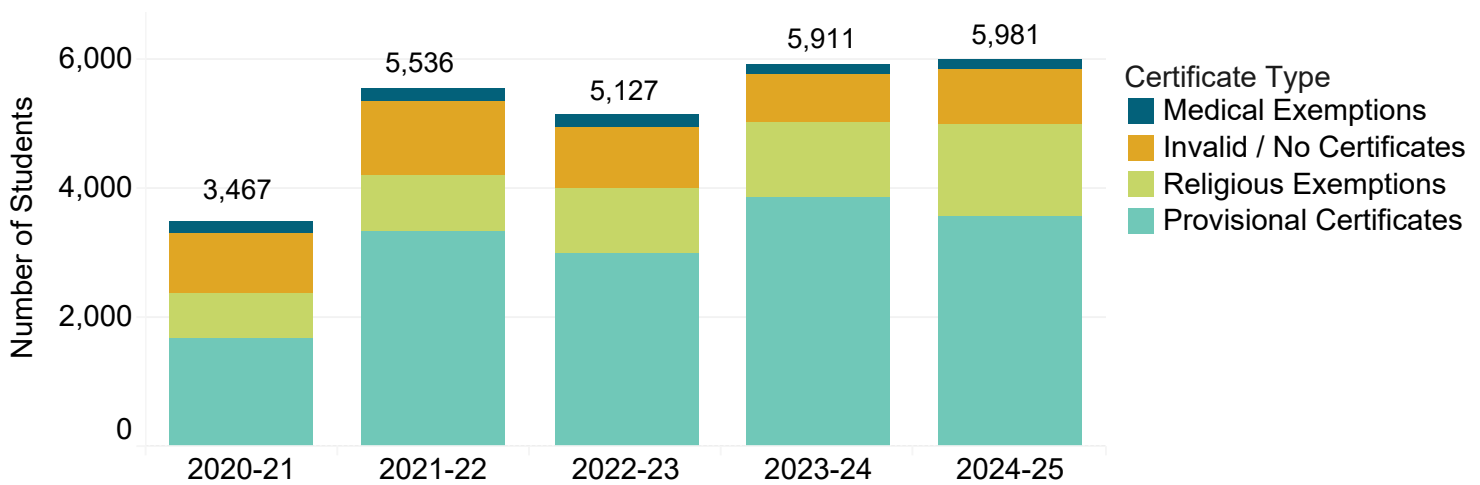


Table 11. Count Difference and Percent Change in the Number of Under- and Un-Immunized Students, 12th Grade, Iowa, 2020-21 to 2024-25 School Year

School Year	Total Enrollment		Provisional Certificates		Medical Exemptions		Religious Exemptions		Invalid/No Certificates		Under- and Un-Immunized	
	Total	% Diff.	Total	% Diff.	Total	% Diff.	Total	% Diff.	Total	% Diff.	Total	% Diff.
2020-21	38,882	-0.3%	1,671	2.7%	165	5.8%	683	4.3%	948	-14.7%	3,467	-2.3%
2021-22	39,484	1.5%	3,335	99.6%	211	27.9%	844	23.6%	1,146	20.9%	5,536	59.7%
2022-23	39,880	1.0%	2,995	-10.2%	182	-13.7%	1,004	19.0%	946	-17.5%	5,127	-7.4%
2023-24	40,489	1.5%	3,847	28.4%	142	-22.0%	1,184	17.9%	738	-22.0%	5,911	15.3%
2024-25	41,353	2.1%	3,551	-7.7%	141	-0.7%	1,447	22.2%	842	14.1%	5,981	1.2%

*Diff = Difference

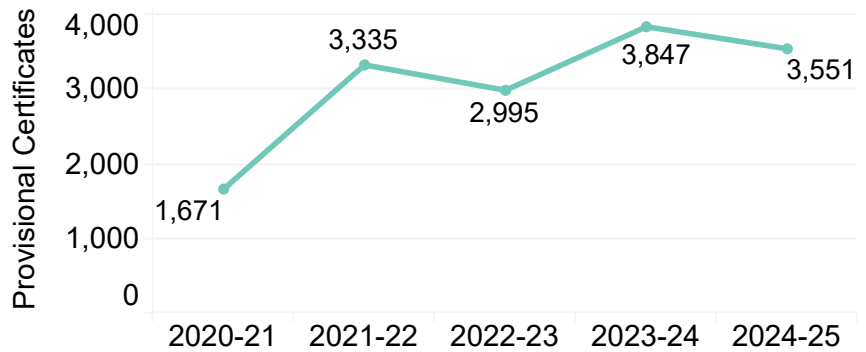
12th GRADE

Under- and Un-Immunized By Certificate Type

Provisional Certificate of Immunization

During the 2024-25 school year, 8.6% of students in 12th grade had a Provisional Certificate of Immunization, representing 3,551 records. This is a decrease of 296 records compared to the previous school year.

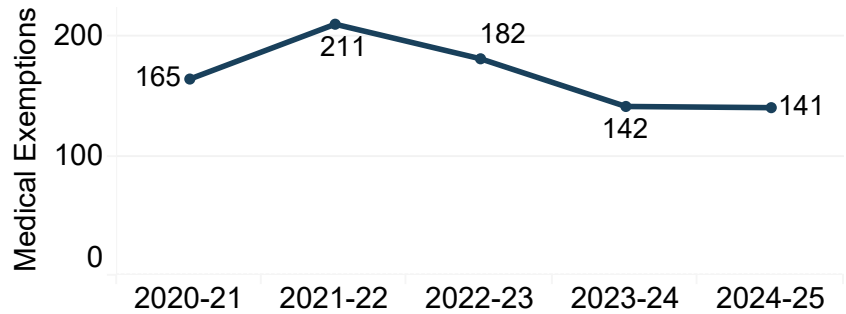
Figure 27. Number of 12th Grade Students with Provisional Certificates, 2020-21 to 2024-25 School Year



Certificate of Immunization Exemption: Medical

During the 2024-25 school year, 0.3% of students in 12th grade had a medical Certificate of Immunization Exemption, representing 141 records. This is a decrease of 1 record compared to the previous school year.

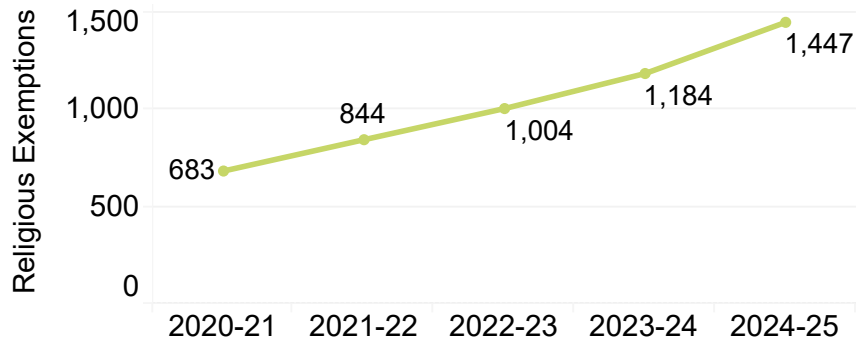
Figure 28. Number of 12th Grade Students with a Medical Exemption, 2020-21 to 2024-25 School Year



Certificate of Immunization Exemption: Religious

During the 2024-25 school year, 3.5% of students in 12th grade had a religious Certificate of Immunization Exemption, representing 1,447 records. This is an increase of 263 records compared to the previous school year.

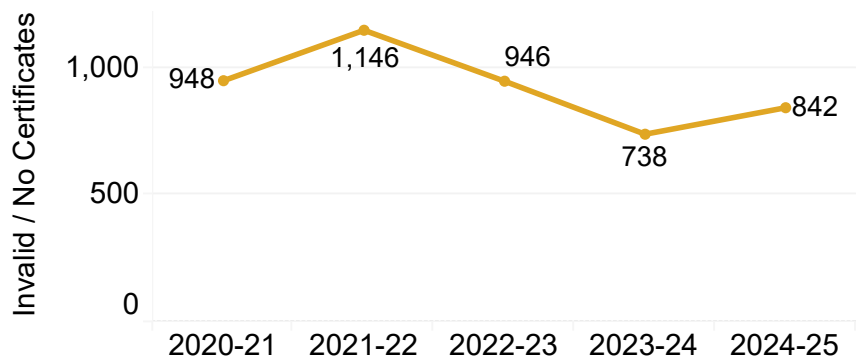
Figure 29. Number of 12th Students with a Religious Exemption, 2020-21 to 2024-25 School Year



Invalid or No Certificate of Immunization

During the 2024-25 school year, 2.0% of students in 12th grade had an invalid or no Certificate of Immunization, representing 842 records. This is an increase of 104 records compared to the previous school year.

Figure 30. Number of 12th Grade Students with an Invalid or No Certificate of Immunization, 2020-21 to 2024-25 School Year



SUMMARY

State vaccination requirements for school entry are important tools for maintaining high vaccination coverage rates and in turn, lower rates of vaccine-preventable diseases. While immunization rates in Iowa are consistent with or exceed national averages, pockets of under- and un-immunized children leave themselves and their communities vulnerable to vaccine-preventable diseases. While the data in this report demonstrate trends, school audit data do not provide a full picture of all children's immunization history. Vaccination and exemption status reflects the child's status at the time of the audit. Some children may be in the process of receiving required vaccines and final vaccination or exemption status may change after completion of the audit (Provisional Certificates, Medical Exemptions and invalid records). In addition, some students with Religious Exemptions may have received some of the required vaccines.

All states allow for medical exemptions, 33 states including Washington, D.C. do not allow philosophical exemptions, four states do not allow religious exemptions, and three states (California, New York and West Virginia) do not allow exemptions for religious or philosophical reasons. Iowa law allows for medical and religious exemptions. Iowa's 2024-25 exemption rates for kindergarten students are comparable to available national data from the 2023-24 school year for medical Certificates of Immunization Exemption but higher than the national average for Provisional Certificates of Immunization and religious Certificates of Immunization Exemption (Table 12).

Table 12. Immunization Summary and Exemptions in Iowa and United States, 2023-24 and 2024-25

Certificate type	Iowa Kindergarten (2024-2025)	Iowa Kindergarten-12th (2024-2025)	National Kindergarten (2023-24)
Percent Valid Certificates	98.3%	98.8%	
Certificate of Immunization	88.8%	92.9%	
Provisional Certificates	5.5%	2.1%	2.6%
Certificate of Immunization Exemption-Medical	0.2%	0.2%	0.2%
Certificate of Immunization Exemption-Religious	3.8%	3.6%	3.1%

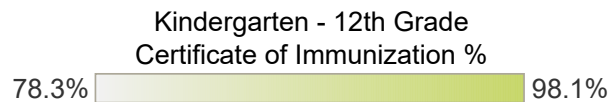
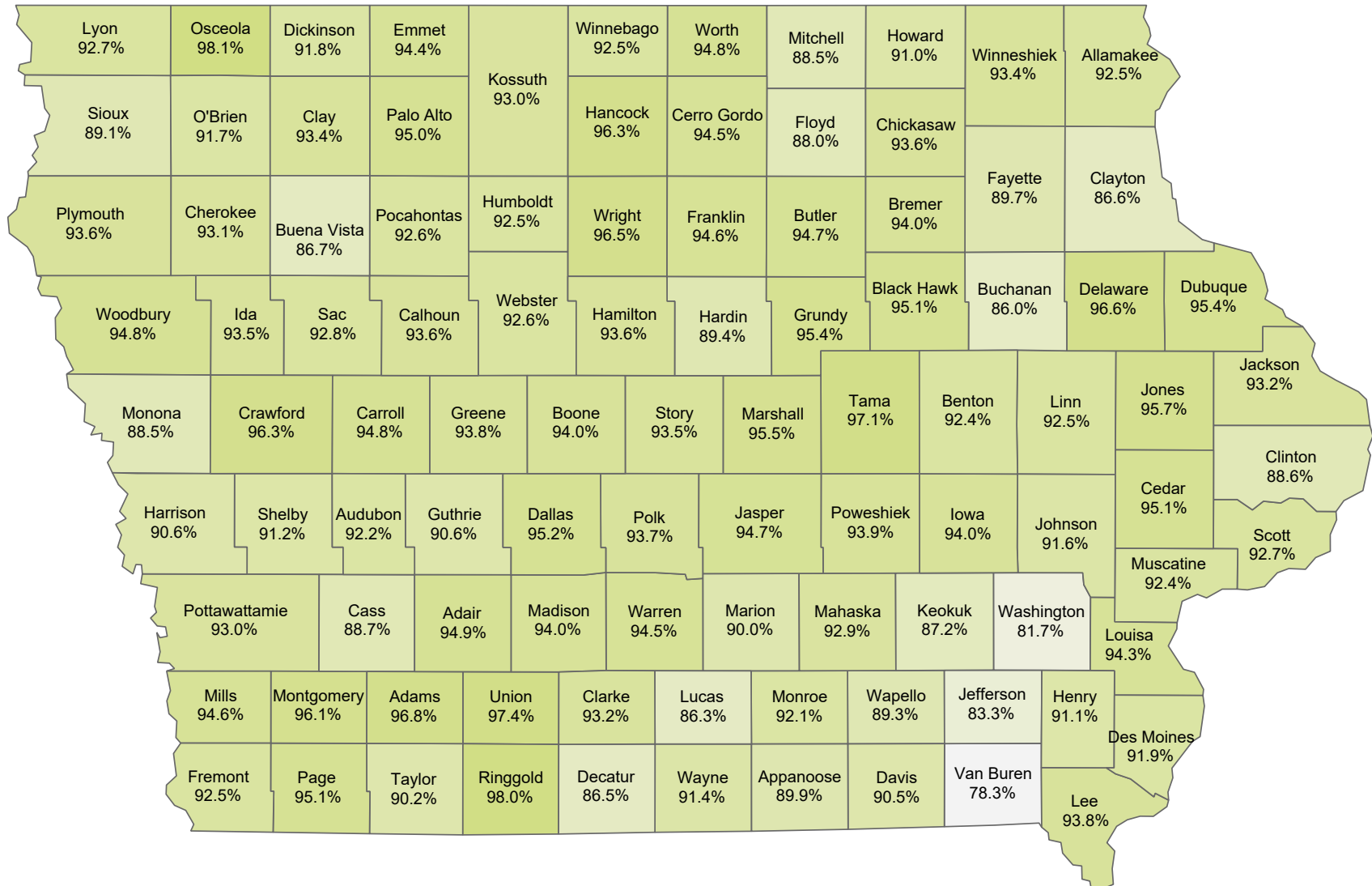
Data Note: Source of national kindergarten data available at <https://www.cdc.gov/schoolvaxview/>

The removal of the use of a notary for the Religious Certificate of Immunization Exemption may be a cause for the increase in the number of under and un-immunized students in Iowa schools due to the increased access to file an exemption. An admitting official of an elementary or secondary school has a legal duty to deny enrollment to a child who does not present with a valid Certificate of Immunization, Provisional Certificate of Immunization, or Certificate of Immunization Exemption (Medical or Religious). Parents or guardians may opt for an exemption in order to be compliant with Chapter 7 requirements and allow their child to continue to be enrolled in an Iowa school.

Studies have found individuals claiming exemptions from immunization are at a greater risk of contracting vaccine-preventable diseases. States with lower immunization rates have higher rates of vaccine-preventable diseases. The HHS Immunization Program continues to monitor immunization exemption rates, identify clusters of un-immunized children and provide education and information to address vaccine safety concerns. Vaccines prevent diseases and save lives.

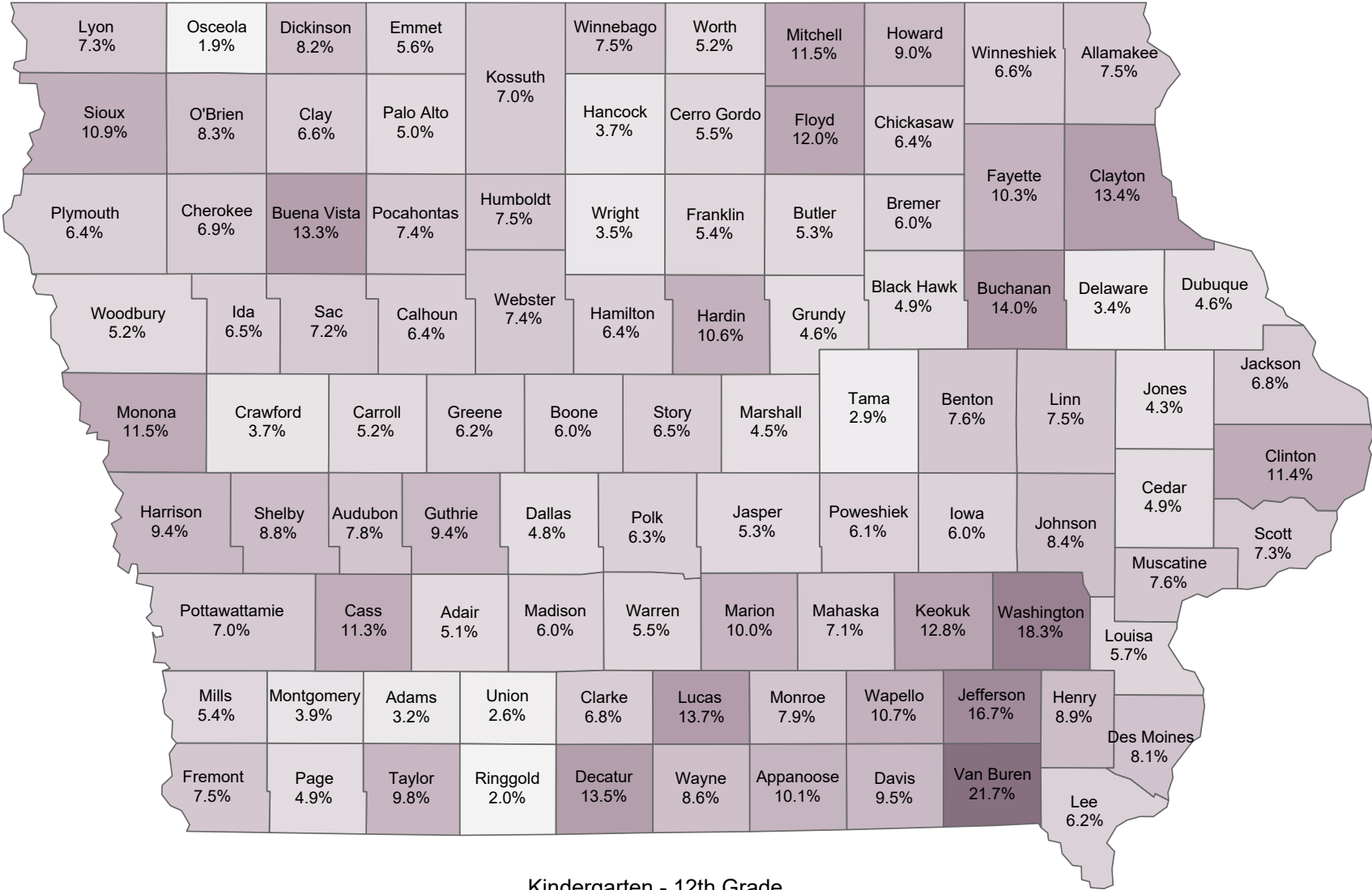
Appendix A - Supplemental Maps

Appendix 1. Percent of Students in Kindergarten through 12th Grade with a Certificate of Immunization by County, Iowa
2024-25 School Year



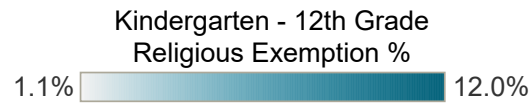
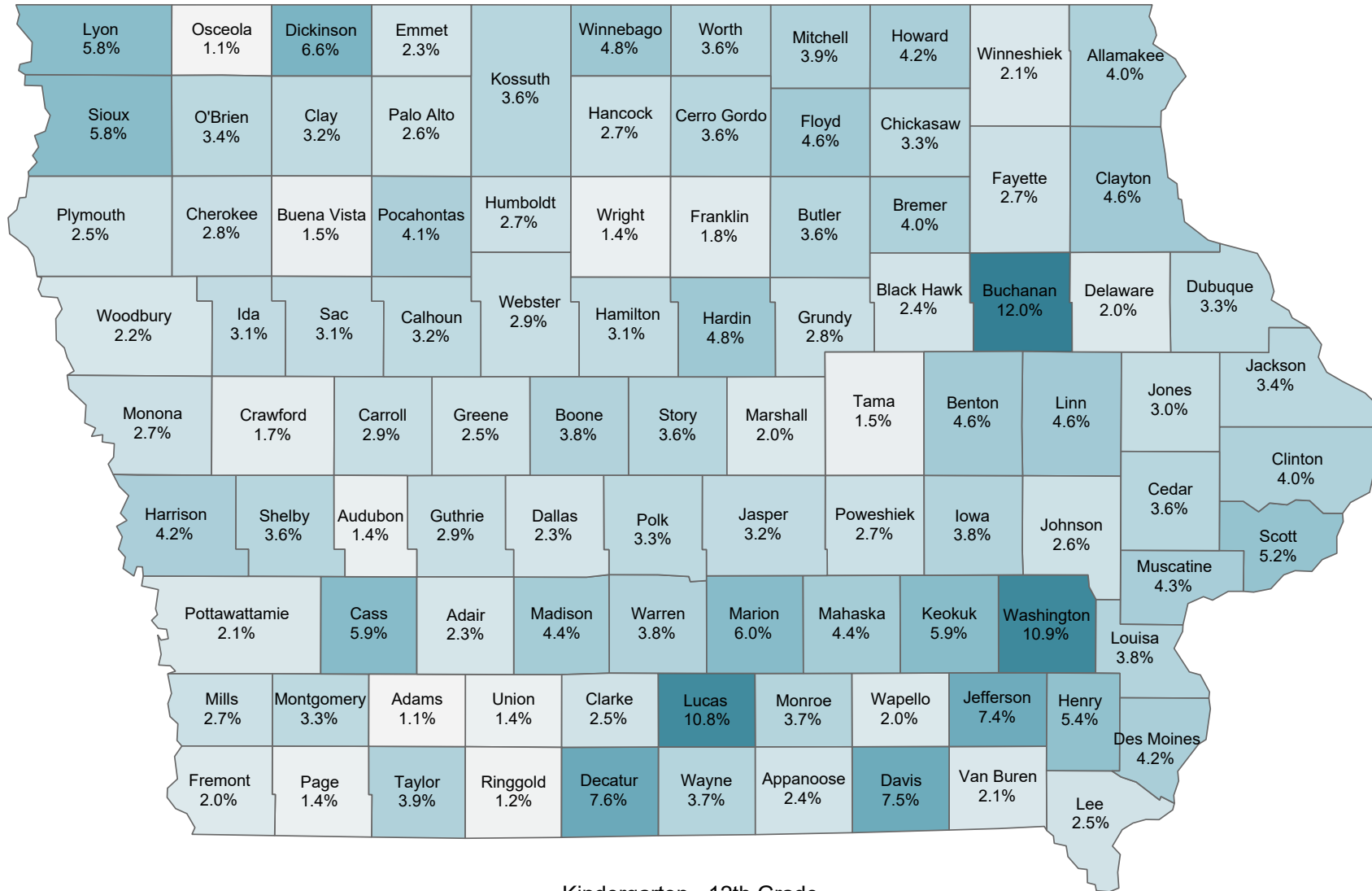
Appendix 2. Percent of Students in Kindergarten through 12th Grade who are Under- or Un-immunized by County, Iowa
2024-25 School Year

Students with a Certificate of Religious or Medical Exemption, Provisional Certificate, or Invalid/No Certificate of Immunization



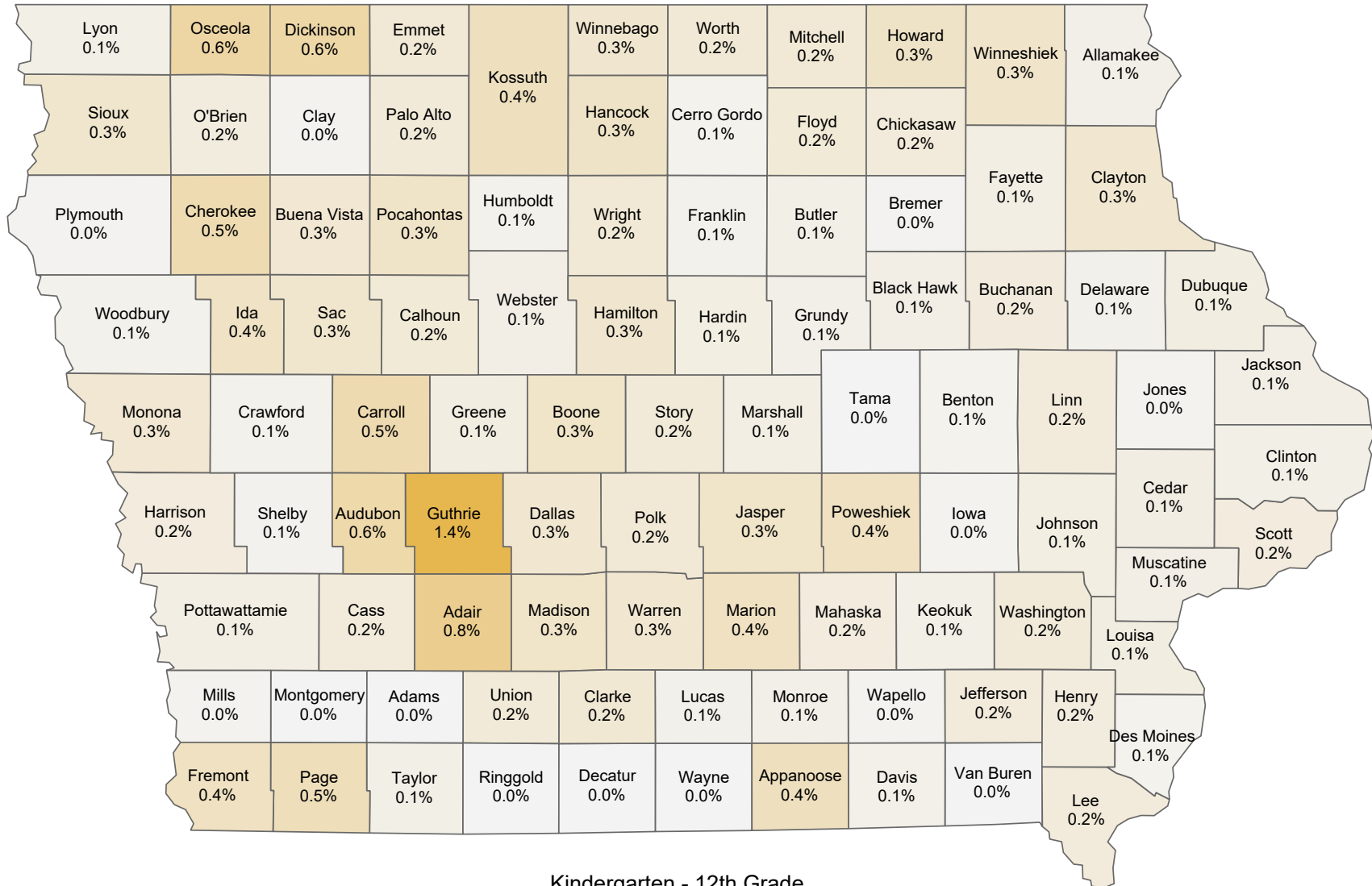
Appendix 3. Percent of Students in Kindergarten through 12th Grade with a Religious Certificate of Immunization Exemption by County, Iowa

2024-25 School Year



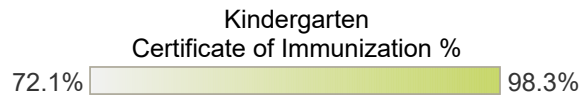
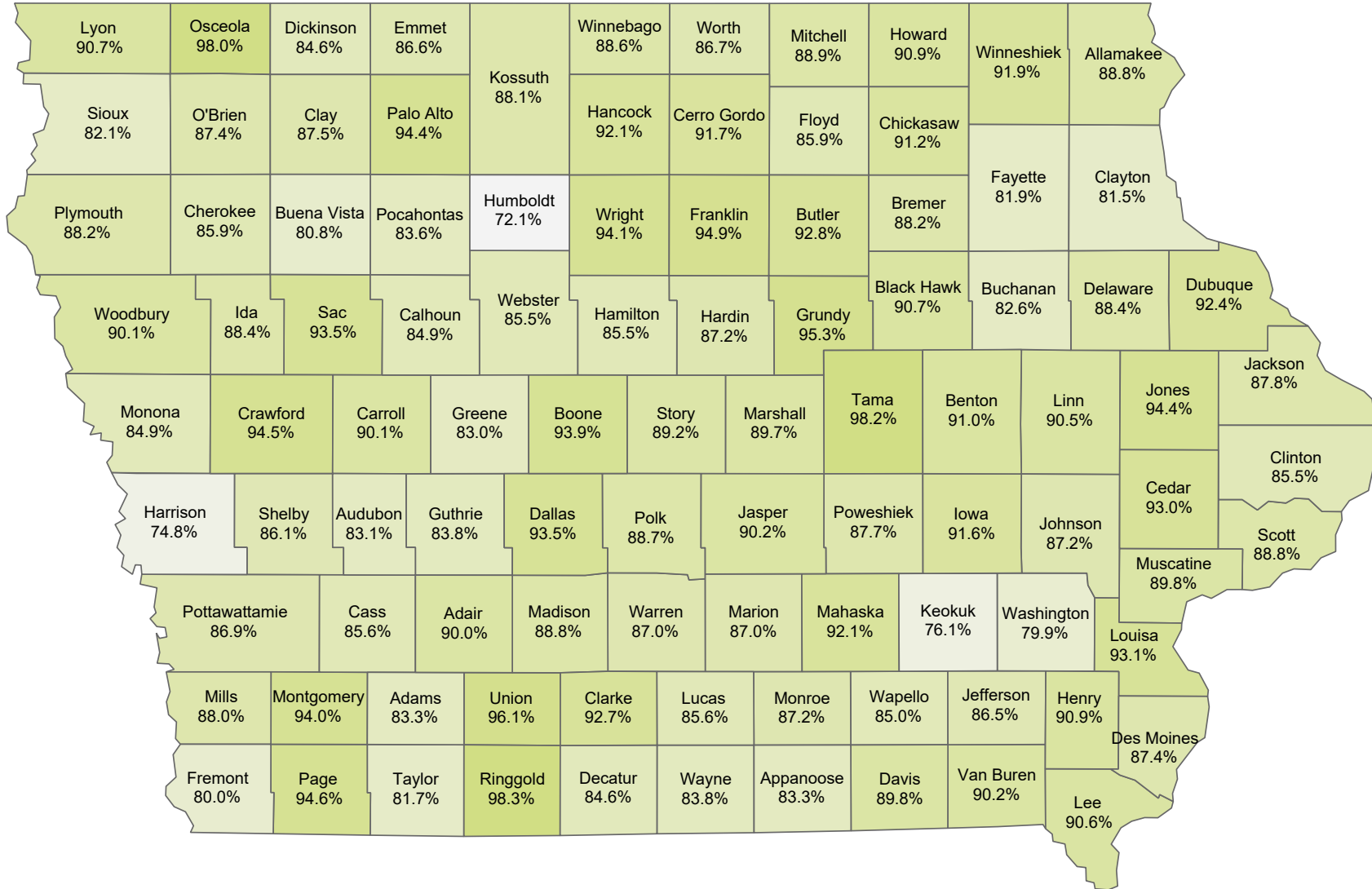
Appendix 4. Percent of in Students Kindergarten through 12th Grade with a Medical Certificate of Immunization Exemption by County, Iowa

2024-25 School Year



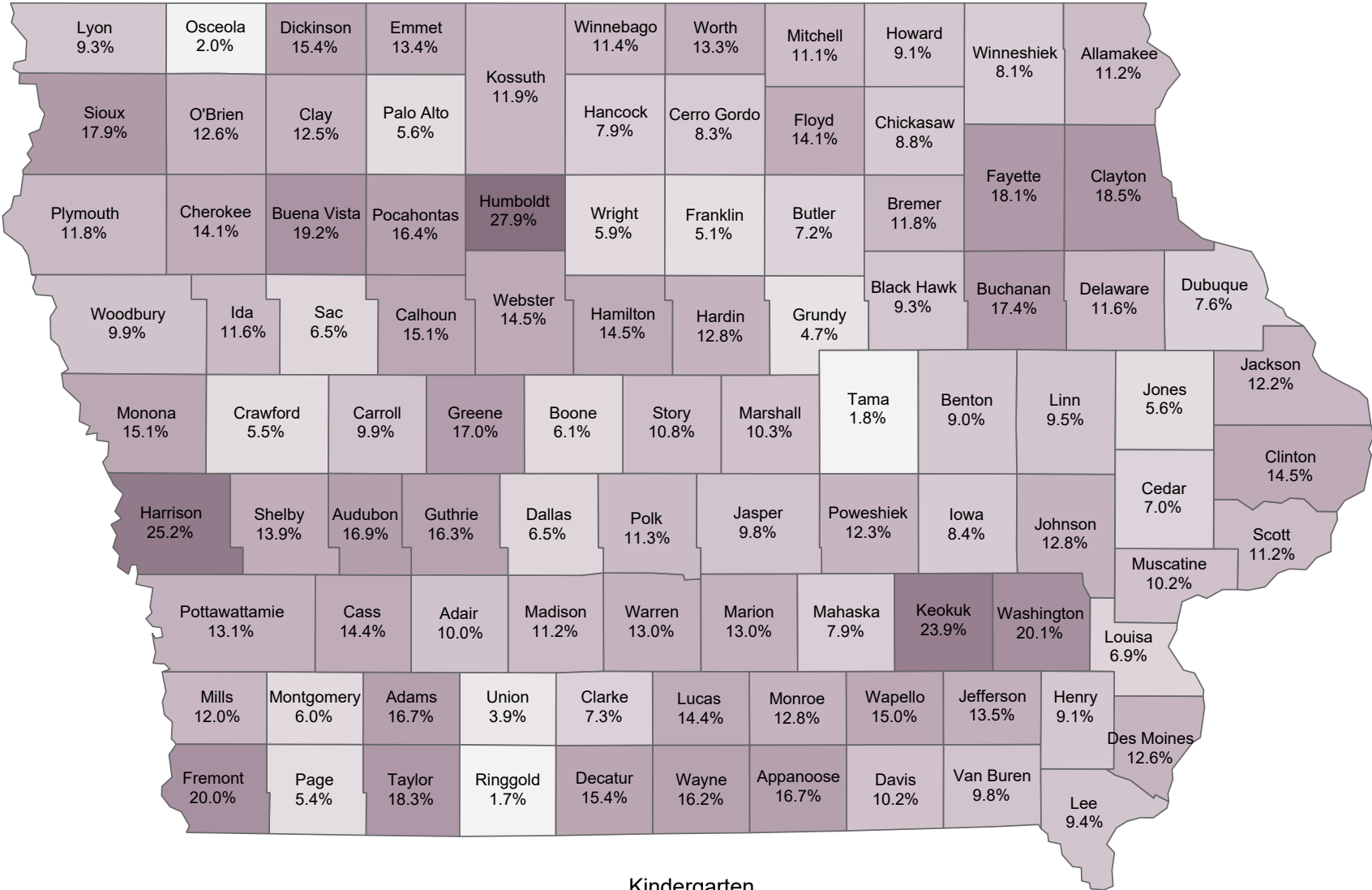
Kindergarten - 12th Grade
Medical Exemption %
0.0% 1.4%

Appendix 5. Percent of Students in Kindergarten with a Certificate of Immunization by County, Iowa
2024-25 School Year



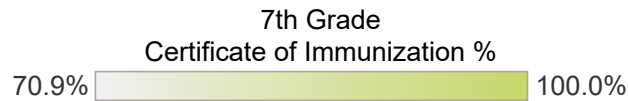
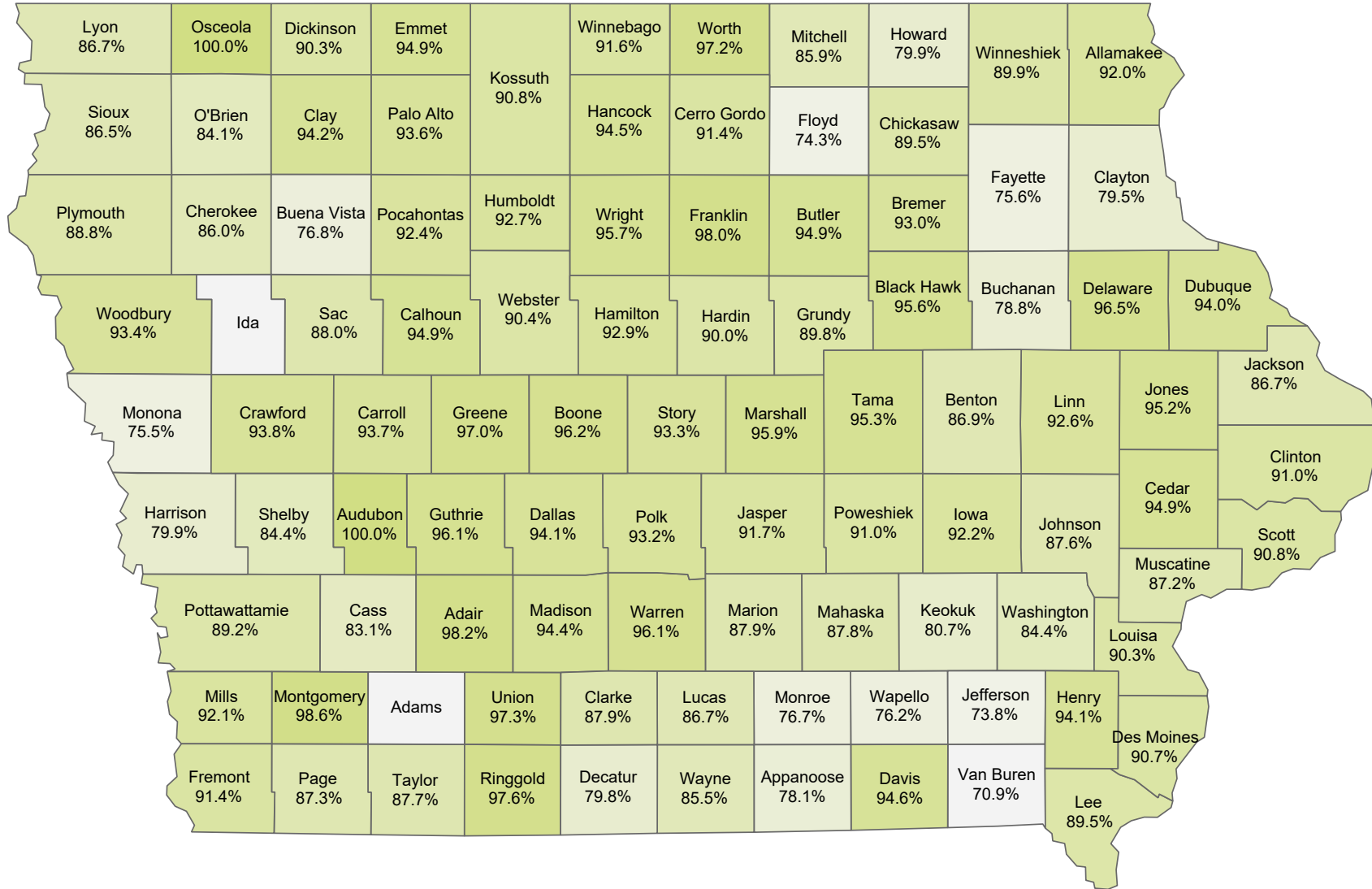
Appendix 6. Percent of Students in Kindergarten who are Under- or Un-immunized by County, Iowa
2024-25 School Year

Students with a Certificate of Religious or Medical Exemption, Provisional Certificate, or Invalid/No Certificate



Appendix 7. Percent of Students in 7th Grade with a Certificate of Immunization by County, Iowa 2024-25 School Year

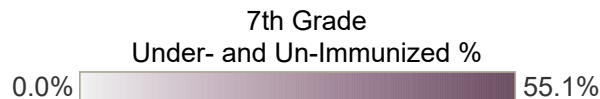
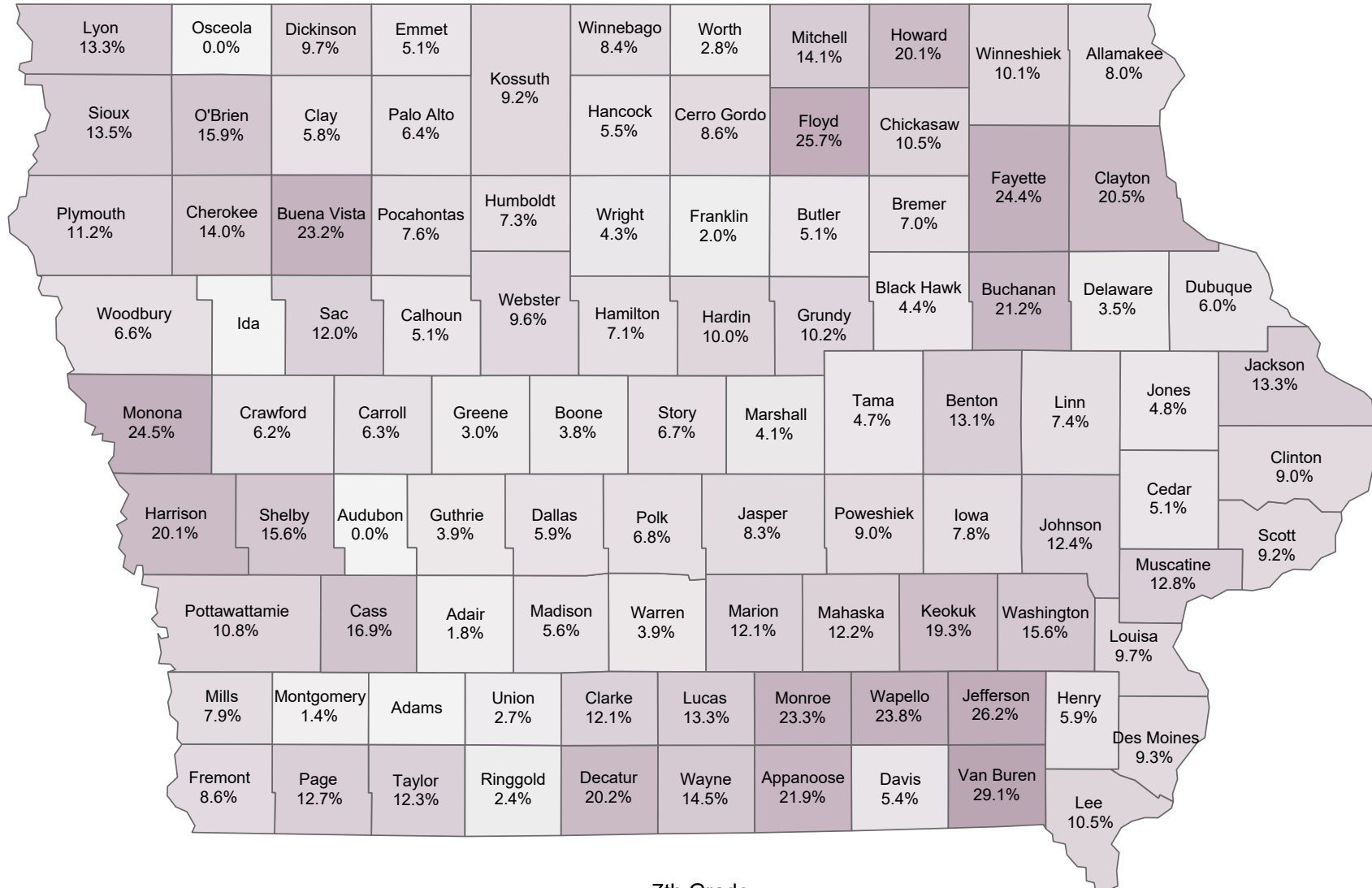
Map Note: Data are collected by location of school, not county of residence of students. Data are suppressed for Ida and Adams county due to either no students or small student counts.



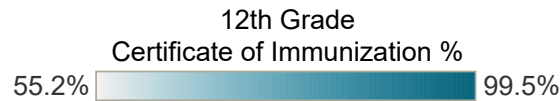
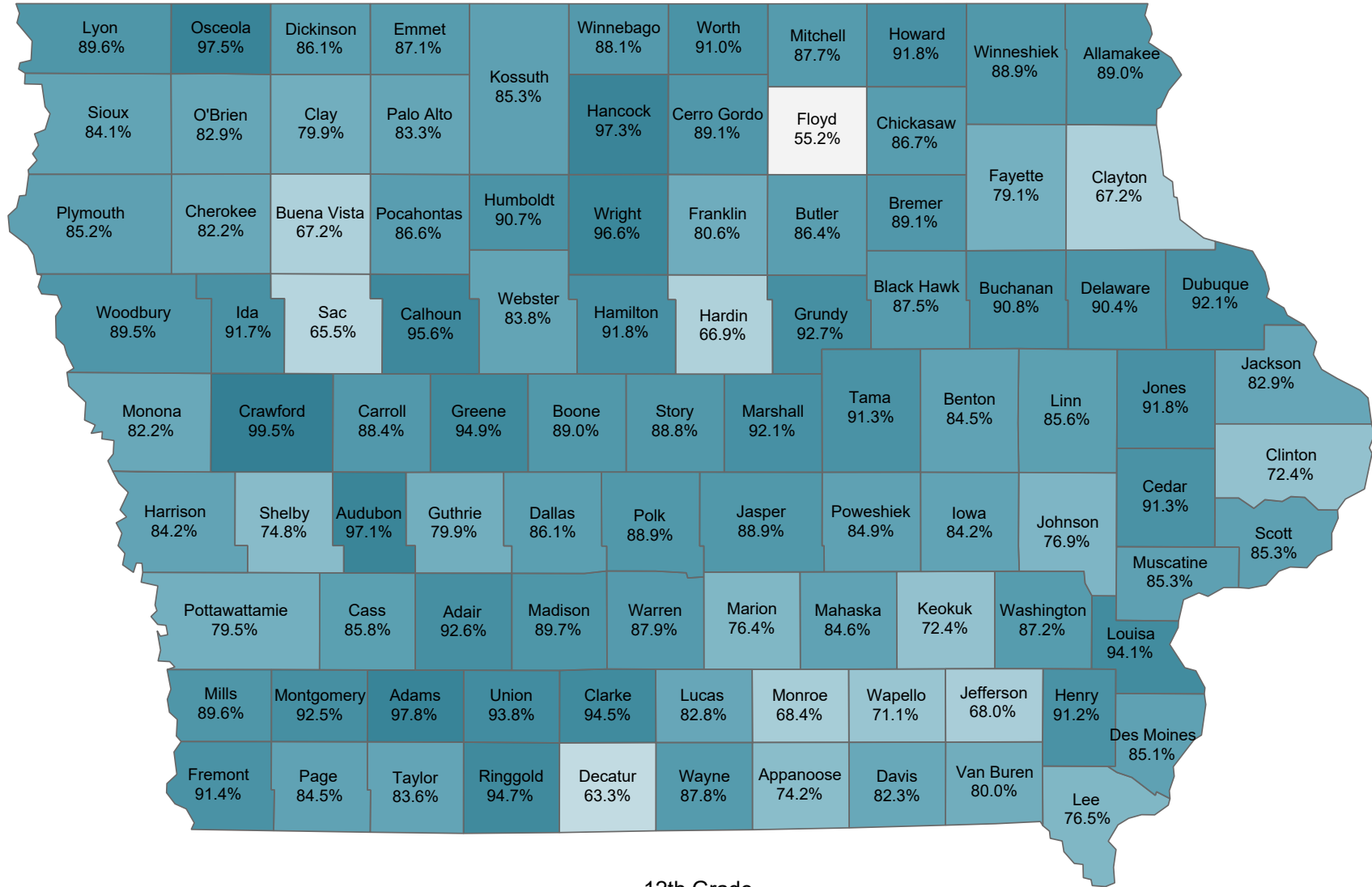
Appendix 8. Percent of Students in 7th Grade who are Under- or Un-immunized by County, Iowa 2024-25 School Year

Students with a Certificate of Religious or Medical Exemption, Provisional Certificate, or Invalid/No Certificate

Map Note: Data are collected by location of school, not county of residence of students. Data are suppressed for Ida and Adams county due to either no students or small student counts.



Appendix 9. Percent of Students in 12th Grade with a Certificate of Immunization by County, Iowa
2024-25 School Year



Appendix 10. Percent of Students in 12th Grade who are Under- or Un-immunized by County, Iowa
2024-25 School Year

Students with a Certificate of Religious or Medical Exemption, Provisional Certificate, or Invalid/No Certificate

