



# Iowa Immunization Program

# 2023 ANNUAL REPORT

MAY 2024

Iowa Immunization Program  
Bureau of Immunization and TB  
Division of Public Health  
Iowa Department of Health and Human Services



Health and  
Human Services

## ACKNOWLEDGMENTS

Iowa Department of Health and Human Services (Iowa HHS). Bureau of Immunization and Tuberculosis. *2023 Immunization Annual Report*. Des Moines: Iowa HHS, 2024.

Gov. Kim Reynolds  
Lt. Gov. Adam Gregg  
Iowa HHS Director Kelly Garcia

Report Contact Information:  
Bethany Kintigh, Immunization Program Manager  
Don Callaghan, Bureau Chief  
1-800-831-6293

## TABLE OF CONTENTS

ACKNOWLEDGMENTS.....	II
TABLE OF CONTENTS .....	III
LIST OF TABLES AND FIGURES.....	IV
LIST OF ACRONYMS .....	IV
VACCINES AND VACCINE SERIES RECOMMENDATIONS .....	V
EXECUTIVE SUMMARY.....	1
<b>IMMUNIZATION PROGRAM FUNDING</b> .....	<b>2</b>
VACCINE FUNDS.....	3
<b>IMMUNIZATION REGISTRY INFORMATION SYSTEM (IRIS)</b> .....	<b>4</b>
IRIS USERS AND ORGANIZATIONS .....	4
INTEROPERABILITY WITH IRIS.....	4
IRIS RECORDS .....	5
<b>VACCINES FOR CHILDREN PROGRAM</b> .....	<b>6</b>
VFC PROVIDER ENROLLMENT.....	6
VFC VACCINE DISTRIBUTION.....	6
<b>HEPATITIS B PROGRAM</b> .....	<b>8</b>
PERINATAL HEPATITIS B PREVENTION PROGRAM .....	8
UNIVERSAL HEPATITIS B VACCINE BIRTH DOSE PROGRAM.....	9
HIGH-RISK ADULT HEPATITIS PROGRAM.....	9
<b>COVID-19 BRIDGE ACCESS PROGRAM (BAP)</b> .....	<b>10</b>
<b>IOWA PUBLIC HEALTH TRACKING PORTAL</b> .....	<b>11</b>
IMMUNIZATION DATA ON THE TRACKING PORTAL.....	12
<b>IMMUNIZATIONS IN IOWA</b> .....	<b>13</b>
2023 IOWA IMMUNIZATION RATES .....	13
CONCLUSION .....	14
APPENDIX A.....	15
RESOURCES AND LINKS.....	16

## LIST OF TABLES AND FIGURES

### List of Tables

Table 1. Routinely Recommended Vaccines and Associated Diseases.....	v
Table 2. Fiscal Year 2022-23 Total Immunization Program Funds .....	2
Table 3. Number of Patient Records in IRIS by Year and Age Group.....	5
Table 4. VFC Vaccine Doses Distributed During the 2022-23 Fiscal Year.....	6

### List of Figures

Figure 1. Fiscal Year 2022-23 Immunization Program Funding Distribution .....	2
Figure 2. Fiscal Year 2022-23 Immunization Program Vaccine Funding Distribution.....	3
Figure 3. VFC program providers in Iowa by county and county population 18 years and younger (2023).....	7
Figure 4. Infants in Iowa Born to Hepatitis B Positive Mothers.....	8
Figure 5. Number of Iowa Bridge Access Program Providers by County .....	10

## LIST OF ACRONYMS

---

<b>ACIP</b>	Advisory Committee on Immunization Practices
<b>BAP</b>	Bridge Access Program
<b>CDC</b>	Centers for Disease Control and Prevention
<b>HPV</b>	Human Papillomavirus
<b>IIS</b>	Immunization Information System
<b>Iowa HHS</b>	Iowa Department of Health and Human Services
<b>IQIP</b>	Immunization Quality Improvement for Providers
<b>IRIS</b>	Immunization Registry Information System
<b>VFC</b>	Vaccines for Children Program
<b>WIC</b>	Women, Infants and Children

---

## VACCINES AND VACCINE SERIES RECOMMENDATIONS

**4-3-1-3-3-1-4 Vaccine Series:** By 24 months of age, children are recommended to have received 4 doses DTaP, 3 doses Polio, 1 dose MMR, 3 doses Hib, 3 doses Hepatitis B, 1 dose Varicella, and 4 doses PCV.

**3-1-2-1-2 Vaccine Series:** The adolescent vaccine series includes 3 doses Hepatitis B, 1 dose Meningitis, 2 doses MMR, 1 dose Td or Tdap and 2 doses Varicella vaccine.

**Table 1. Routinely Recommended Vaccines and Associated Diseases**

Vaccine and Antigen Type	Disease Vaccine Protects Against
DTaP	Diphtheria, Tetanus, Pertussis
DTaP-IPV (Kinrix/Quadracel)	Diphtheria, Tetanus, Pertussis, Poliovirus
DTaP-IPV/Hib ( Pentacel)	Diphtheria, Tetanus, Pertussis, Poliovirus, Haemophilus Influenzae Type B
DTaP-IPV-Hep B (Pediarix)	Diphtheria, Tetanus, Pertussis, Poliovirus, Hepatitis B
DTaP-IPV-Hib-Hep B (Vaxelis)	Diphtheria, Tetanus, Pertussis, Poliovirus, Haemophilus Influenzae Type B, Hepatitis B
Tdap	Tetanus, Diphtheria, Pertussis
Td	Tetanus, Diphtheria
Hep A	Hepatitis A
Hep B	Hepatitis B
Hep A-Hep B (Twinrix)	Hepatitis A, Hepatitis B
Hib	Haemophilus Influenzae Type B
HPV	Human papillomavirus
IPV	Poliovirus
MMR	Mumps, Measles, Rubella
MMR-Varicella (MMRV)	Mumps, Measles, Rubella, Varicella
Men B	Meningitis B
MenACWY	Meningitis
PCV 13, 15, or 20	Pneumococcal
PPSV23	Pneumococcal
RSV	Respiratory Syncytial Virus
Rotavirus	Rotavirus
Varicella	Varicella (Chickenpox)
Influenza	Influenza (Flu)
COVID-19	COVID-19

## EXECUTIVE SUMMARY

---

The mission of the Iowa Immunization Program is to decrease and ultimately eliminate vaccine-preventable diseases through education, advocacy and partnership. The widespread use of vaccines effectively protects all Iowans from once common deadly infectious disease, which translates to saving both lives and money by averting costs to treat diseases. Vaccines have the ability to protect everyone from 27 vaccine preventable diseases.

While immunization rates in Iowa are consistent with or exceed national averages, un-immunized populations leave communities vulnerable to infectious disease. It is important to continue efforts in identifying strategies to improve vaccination rates in order to protect the health of Iowans.

Healthcare providers are essential stakeholders in achieving and maintaining high vaccination rates. Studies consistently indicate a healthcare provider's recommendation is the single strongest predictor of vaccination status. The Iowa HHS Immunization Program provides immunization related services throughout the state and includes the following programs: Adolescent Immunization, Adult Immunization, Immunization Registry Information System (IRIS), Vaccines for Children, Perinatal Hepatitis B, COVID-19 Bridge Access Program, and Immunization Assessment.

This report provides a summary of the activities and achievements of the Iowa HHS Immunization Program and Iowa healthcare providers during 2023. It also serves as an annual informational resource for stakeholders, local partners, policy makers and the public. Iowa-specific funding sources and program-specific data appear in tables and maps throughout the report. These tables and maps demonstrate the collaboration and tremendous work done at the local level by public and private healthcare providers.



# IMMUNIZATION PROGRAM FUNDING

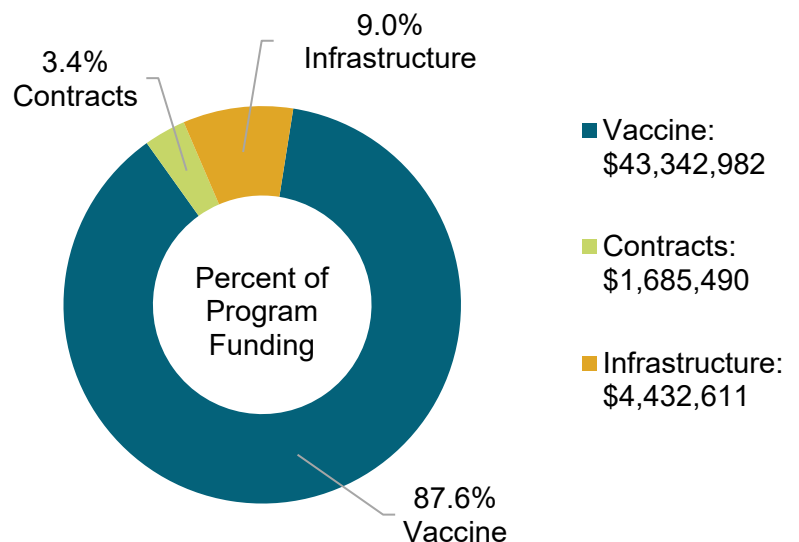
During the 2022-2023 fiscal year (October-September), the Immunization Program received funds from the federal Vaccines for Children program (VFC), federal 317 grant program, state funds and federal immunization and grant funds totaling \$49,461,083 (Table 2).

**Table 2. Fiscal Year 2022-23 Total Immunization Program Funds**

Funding Source	Funds
Federal Immunization	\$5,453,313
State - Immunization	\$189,914
State Vaccine	\$474,874
Federal VFC Vaccine	\$42,956,455
Federal 317 Vaccine	\$386,527
<b>Total</b>	<b>\$49,461,083</b>

Program expenditures are divided into three main categories: vaccine purchases, contracts with local public health agencies and immunization service providers, and program infrastructure (staff salary and operating expenses). The funding distribution for these three categories is illustrated in Figure 1 (vaccine, contracts, infrastructure breakdown).

**Figure 1. Fiscal Year 2022-23 Immunization Program Funding Distribution**

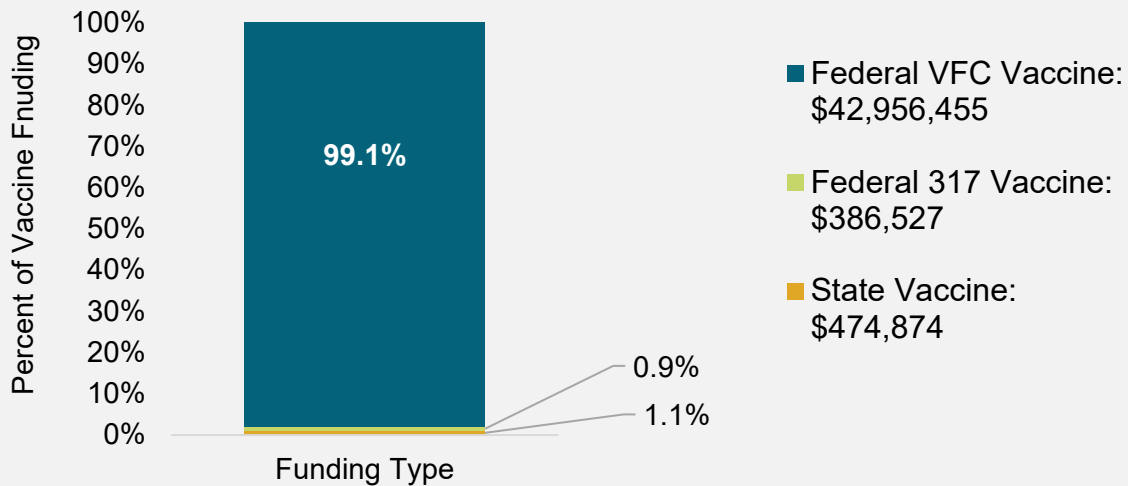


## VACCINE FUNDS

The Immunization Program completes annual population estimates and vaccine forecasting for Iowa's population, which are used by the Centers for Disease Control and Prevention (CDC) to determine vaccine funding for the upcoming year.

The Immunization Program received funding for vaccines from the federal VFC program, federal 317 grant vaccine funds and state funds. Figure 2 includes the vaccine funding distribution for fiscal year 2022-2023. Of the program's \$49 million dollar budget, more than \$43 million was spent on vaccines.

**Figure 2. Fiscal Year 2022-23 Immunization Program Vaccine Funding Distribution**



During the 2022-23 fiscal year, Iowa received \$42,956,455 from the federal VFC program for vaccines. These funds account for over 99% of the program's total vaccine budget. These funds are used to immunize children birth through 18 years of age who meet the following eligibility: Medicaid enrolled, uninsured, underinsured, American Indian or Alaskan Native.

Iowa also received \$386,527 in 317 grant funds, which comprises 0.9% of the program's total vaccine budget. Iowa used federal 317 grant funds to vaccinate underinsured children served by local public health agencies and provides hospitals with hepatitis B vaccine to administer the birth dose of hepatitis B vaccine to all newborns regardless of insurance coverage. Additionally, the program spent \$474,874 in state funds to purchase vaccine, comprising 1.1% of the program's total vaccine budget.



# IMMUNIZATION REGISTRY INFORMATION SYSTEM (IRIS)

The Iowa Immunization Registry Information System (IRIS) is a secure, confidential, computerized repository of individual immunization records from participating public and private healthcare providers.

IRIS contains patient records from all ages and is used to keep patients on schedule for recommended immunizations by storing immunization records, documenting vaccine contraindications and reactions, validating immunization history, providing vaccine recommendations, producing patient reminder and recall notices, and managing vaccine inventory.

## IRIS USERS AND ORGANIZATIONS

Enrollment in IRIS is available to all healthcare providers in Iowa administering immunizations. From 2020 to 2023, 1,049 new organizations enrolled in IRIS for a total of 4,058 participating organizations as of December 31, 2023. Enrolled organizations include private healthcare clinics, local public health agencies, rural health clinics, hospitals, pharmacies, long-term care centers and schools.

## INTEROPERABILITY WITH IRIS

Iowa has supported data exchange, or interoperability, between IRIS and electronic health records systems since 2013. As of December 31, 2023, the Immunization Program supported 1,578 organizations exchanging electronic immunization data with IRIS. Of these, 1,453 (96%) are bidirectional, meaning these organizations query for patients' immunization histories as well as submit patients' immunization records to IRIS.

### 2023 IRIS Quick Stats:

Total number of immunizations in IRIS:

**67,672,184**

Total number of clients/patients in IRIS:

**5,022,611**

Number of organizations enrolled in IRIS:

**4,058**

Total number of active and distinct users:

**17,336**

Total number of organizations sending immunizations or querying IRIS:

**1,578**

Average number of real-time transactions through IRIS:

**2,485,765**

## IRIS RECORDS

Table 3 includes the total number of patients in IRIS each year by age group. High participation across each of the age groups indicates IRIS is widely used among healthcare providers.

**Table 3. Number of Patient Records in IRIS by Year and Age Group**

<b>Patients in IRIS by Year</b>			
<b>Year</b>	<b>Patients in IRIS ages 4 months through 5 years with two or more immunizations</b>	<b>Patients in IRIS ages 11 years through 17 years with 2 or more immunizations</b>	<b>Patients in IRIS over the age of 19 years with 1 or more immunization</b>
2013	211,714	176,308	1,171,201
2014	212,487	188,126	1,496,633
2015	215,678	200,446	1,672,148
2016	224,567	216,841	1,682,147
2017	229,861	236,996	2,021,869
2018	232,160	252,109	2,175,194
2019	230,673	263,225	2,270,403
2020	226,496	266,630	2,280,858
2021	220,746	268,486	2,292,513
2022	217,675	267,992	2,301,979
2023	206,426	264,869	2,287,638

*\*Data as reported in the Immunization Information Systems Annual Report*

## VACCINES FOR CHILDREN PROGRAM

The Vaccines for Children (VFC) program is a federally funded program established in 1994 to provide vaccines at no cost to eligible children from birth through 18 years of age. Since its establishment, the VFC program has significantly impacted the health of U.S. children.

### VFC PROVIDER ENROLLMENT

As of December 31, 2023, the Iowa VFC program included **583 participating providers**. Enrolled providers include local public health agencies, Indian Health Services, Women, Infants and Children (WIC) clinics, private healthcare providers, hospitals, pharmacies, rural health clinics, and Federally Qualified Health Centers.

### VFC VACCINE DISTRIBUTION

The VFC program provides vaccine for approximately **47%, or 362,451** of Iowa's children from birth through 18 years of age. Eligible children include those who are enrolled in Medicaid, uninsured, underinsured, American Indian or Alaskan Native.

During the 2022-2023 fiscal year (October-September), the Iowa VFC program distributed **590,059 doses of vaccine** (Table 4), valued at nearly \$43 million, to VFC-enrolled healthcare providers and Bridge Access Program (BAP) providers.

**Table 4. VFC Vaccine Doses Distributed During the 2022-23 Fiscal Year**

Vaccine	Doses Distributed
DTaP	17,860
DTaP-IPV (Kinrix/Quadracel)	17,820
DTaP-IPV/Hib (Pentacel)	5,155
DTaP-IPV-HepB (Pediarix)	31,090
DTaP-IPV-Hib-HepB (Vaxelis)	20,140
Tdap	21,685
Td	258
Hep A	42,620
Hep B	22,150
Hep A – Hep B (Twinrix)	220
Hib	41,075
HPV	29,690
IPV	7,680
MMR	20,700
MMR-Varicella (MMRV)	20,350
MenACWY	32,635
MenB	14,890
PCV13/PCV15/PCV20	67,200
PPSV23	31
Rotavirus	44,800
Varicella	23,010
Influenza	100,900
COVID-19	8,100
<b>Total Doses Distributed</b>	<b>590,059</b>

Each of Iowa's 99 counties **has at least one** VFC program provider serving eligible children.

**Figure 3. VFC program providers in Iowa by county and county population 18 years and younger (2023)**

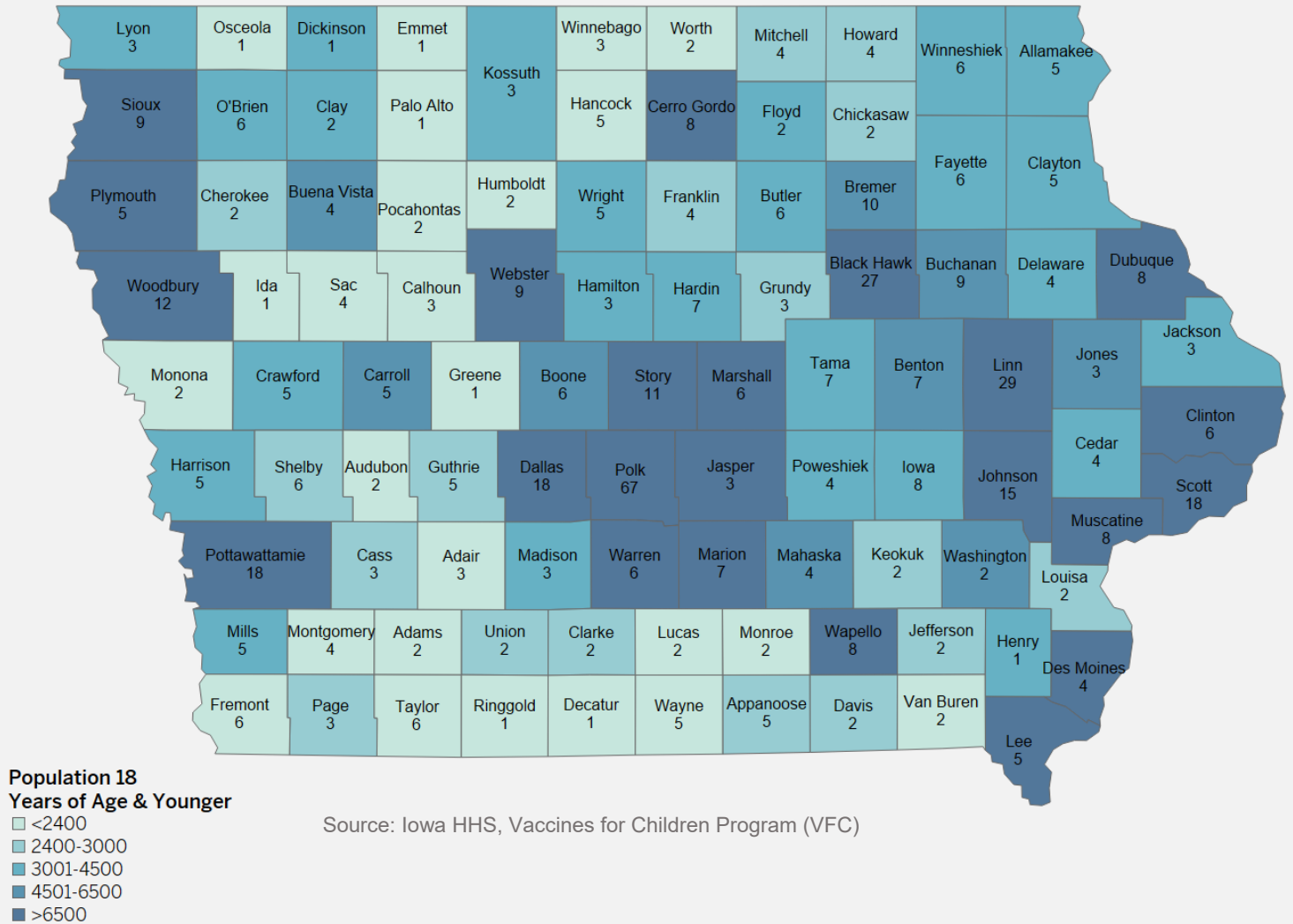


Figure 3 includes the number of VFC providers by county and the population of children 18 years of age and younger. The number of participating VFC program providers and the county population of children less than 18 years of age are directly related. VFC program provider availability in each of Iowa's 99 counties is essential to ensuring children have the opportunity to be vaccinated and protected against vaccine-preventable diseases.

## HEPATITIS B PROGRAM

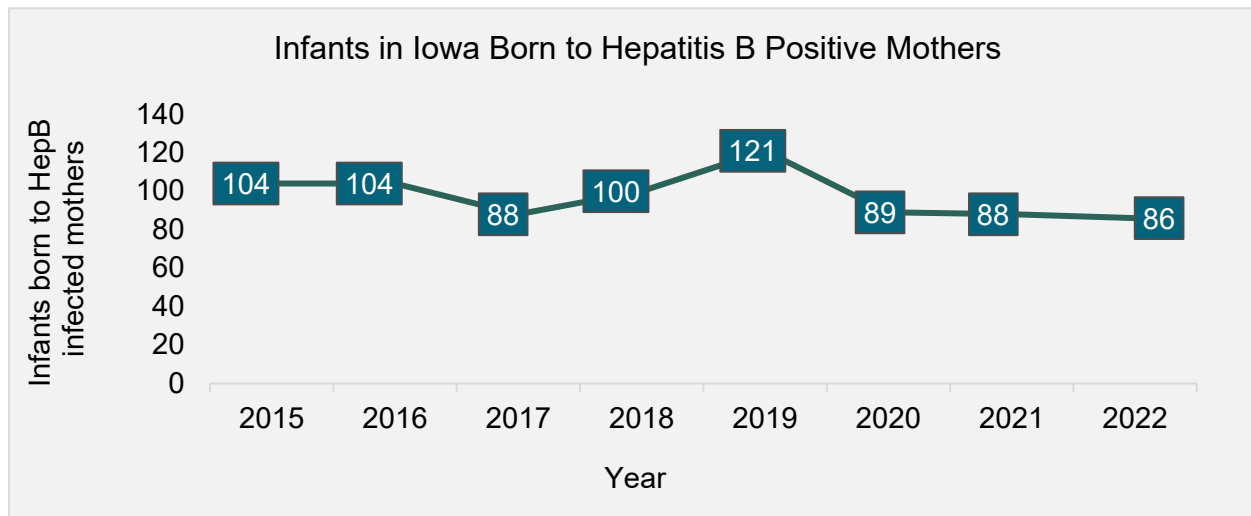
**Hepatitis B** is a serious disease caused by the hepatitis B virus (HBV), which can be transmitted via sexual contact, blood, and other bodily fluids, or from an infected mother to her infant at birth. Hepatitis B infection can cause long-term, chronic liver infections that can potentially lead to cirrhosis and liver cancer.

According to the CDC, infants who acquire hepatitis B at birth have a 90% chance of developing chronic liver infections. Preventing mother-to-infant transmission, called perinatal HBV transmission, is an integral part of the national strategy to eliminate hepatitis B in the United States. The best way to prevent hepatitis B infection is by getting vaccinated.

### PERINATAL HEPATITIS B PREVENTION PROGRAM

The Iowa HHS Perinatal Hepatitis B Program works to prevent transmission of hepatitis B infection from mothers to infants by conducting parent and healthcare provider education, case management of mothers and babies, distribution of hepatitis B vaccine and hepatitis B immune globulin (HBIG), and laboratory testing. In 2022, there were 86 reported infants in Iowa born to hepatitis B infected mothers (Figure 4).

**Figure 4. Infants in Iowa Born to Hepatitis B Positive Mothers**



**DATA NOTE:** Due to infants being followed the year of birth through the vaccination series and serology and into the next year, there is a one-year lag with data on the number of reported infants born to hepatitis B infected mothers.

## UNIVERSAL HEPATITIS B VACCINE BIRTH DOSE PROGRAM

The Iowa Immunization Program provides hospitals with hepatitis B vaccine to administer the birth dose of hepatitis B vaccine to all newborns regardless of insurance coverage. Out of **54** birthing hospitals in Iowa, **22** were enrolled in the Universal Hepatitis B Vaccine Birth Dose Program in 2023.

In 2019, CDC transitioned to reporting National Immunization Survey (NIS) child data by birth year rather than survey year. The National Immunization Survey (NIS) for hepatitis B vaccine among infants' birth to 3 days of age, born in 2020, indicated Iowa has a hepatitis B birth dose rate of 88.7%, which is well above the national average of 81.5%.

The Immunization Program continues initiatives to increase the number of Iowa infants who receive a birth dose of hepatitis B vaccine. These efforts include the Universal Hepatitis B Vaccine Birth Dose Program, promoting birthing hospitals' enrollment in the VFC program, and encouraging birthing hospitals to enroll in the Immunization Action Coalition's (IAC) Hepatitis B Birth Dose Honor Roll.

## HIGH-RISK ADULT HEPATITIS PROGRAM

The Immunization Program collaborates with the Iowa HHS Hepatitis Program to provide hepatitis A and hepatitis B vaccines for **high-risk patients** seen at Counseling, Testing and Referral (CTR) sites throughout the state.

High-risk patients include injection drug users, men who have sex with men, persons with a current sexually transmitted disease diagnosis, human immunodeficiency virus (HIV) or hepatitis C, and sexual partners of persons infected with HIV, hepatitis A or hepatitis B.

In 2023, the Immunization Program distributed 200 doses of adult hepatitis A/hepatitis B vaccine (Twinrix) to CTR sites; 172 doses were administered to clients. Seventy doses of adult hepatitis A vaccine (Havrix) were distributed to CTR sites and 59 doses were administered.



## COVID-19 BRIDGE ACCESS PROGRAM (BAP)

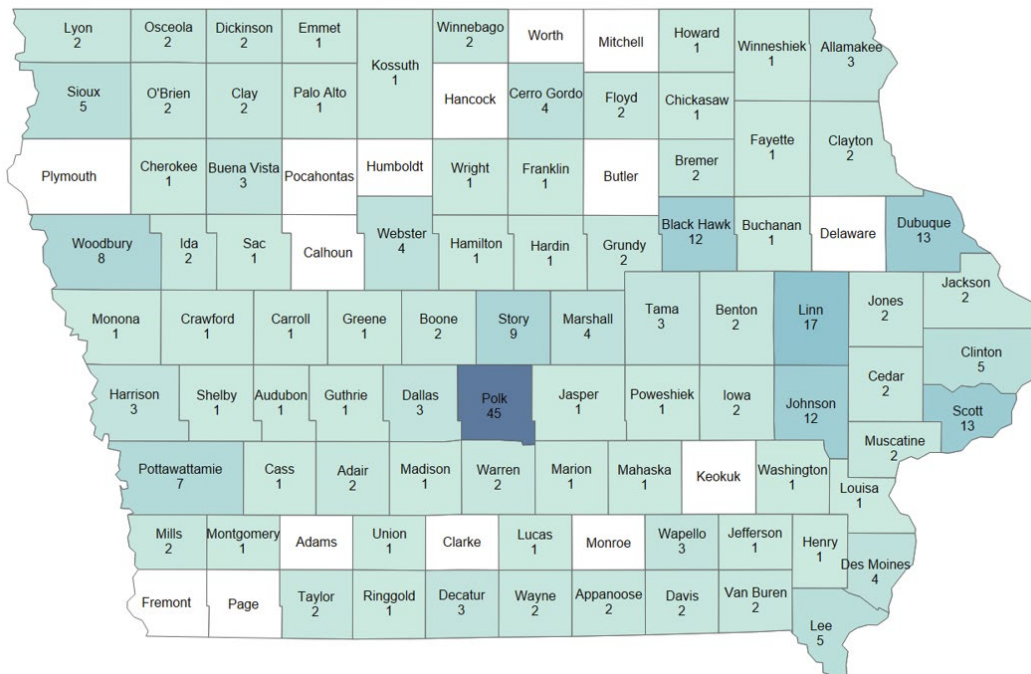
Due to the commercialization of the 2023-24 COVID-19 vaccine products, the Centers for Disease Control and Prevention (CDC) launched the Bridge Access Program (BAP) to ensure access to COVID-19 vaccine at no cost to uninsured and underinsured adults 19 years of age and older. In the fall of 2023, the Iowa Immunization Program implemented the Iowa Bridge Access Program (BAP) and began enrolling providers. COVID-19 vaccines available through the Iowa Bridge Access Program are available through Local Public Health Agencies, Federally Qualified Health Centers/Community Health Centers, and Tribal Health Centers/Clinics.

In addition to the Iowa Bridge Access Program, CDC negotiated contracts with CVS, Walgreens, and eTrueNorth in order to provide pharmacy-based vaccination services to eligible adults in low access areas and areas of low vaccination coverage.

### BAP PROVIDER ENROLLMENT

As of April 2024, there are 91 enrolled Iowa BAP providers which include local public health agencies, federally qualified health centers/community health centers, and tribal health centers/clinics. An additional 184 CVS, Walgreens, and eTrueNorth pharmacy sites provide the COVID-19 vaccine to uninsured and underinsured adults. Of the 99 Iowa counties, 84 counties have at least one BAP provider (Figure 5).

**Figure 5. Number of Iowa Bridge Access Program Providers by County**



Data Note: Number of BAP providers in the county includes both LPHA/FQHC BAP providers and federal contracted pharmacy providers.

## IOWA PUBLIC HEALTH TRACKING PORTAL

---

The Iowa Public Health Tracking Portal provides immunization and assessment data for Iowa healthcare providers and local partners in order to track progress towards goals, improve immunization practices, guide strategies to improve immunization service and delivery, and identify pockets of under or unimmunized populations.

**The purpose of Iowa Public Health Tracking Portal** is to compile important health and environmental information and data in one place that is easily accessible to stakeholders. The Iowa Public Health Tracking Portal provides stakeholders with information and data to formulate and enact efficient public health decisions.

Portal data provides information regarding vaccine coverage by antigen type or series in Iowa residents. The Iowa Immunization Program uses data from IRIS to calculate county and state immunization rates for the following immunization categories linked below:

- Childhood Immunizations (2 years old)
- Adolescent Immunizations (13-15 years old)
- HPV Vaccine
- School and Child Care Audits
- Adult Immunizations
- Influenza Vaccine
- COVID-19 Vaccine

### **Iowa Public Health Tracking Portal: Data Report Updates**

In 2023, county immunization reports became available on the Public Health Tracking Portal. The county reports provide a snapshot of immunization data and allows users to filter data based on county and year of interest. Users also have the ability to download the report to PDF. County specific reports are available for childhood, adolescent, HPV, and adult immunizations.

## IMMUNIZATION DATA ON THE TRACKING PORTAL

- **Children: Immunization Data for 2-Year-Olds** - Child immunization data includes the percent of children that received the recommended series of 4 DTaP, 3 Polio, 1 MMR, 3 Hib, 3 Hepatitis B, 1 Varicella and 4 PCV and the 4:3:1:3:3:1:4 vaccine series by age 24 months.
- **Adolescent: Immunization Data for 13-15-Year-Olds** - Adolescent immunization data includes the percent of 13-15 year old's that received the recommended series of 3 Hepatitis B, 1 Meningococcal, 2 MMR, 1 Td/Tdap, and 2 Varicella vaccines and the 3:1:2:1:2 vaccine series.
- **Human Papillomavirus (HPV) Vaccine Data** - The HPV vaccination coverage for adolescents age 13-15 years includes series initiation (series has not been completed) and series completion.
- **Adult Immunization Data** - Adult immunization data includes the percent of Iowa residents that received the recommended doses of Tdap, HPV, Pneumococcal, Hepatitis A, and Zoster vaccine, based on recommended age groups.
- **School Immunization Audits Data** - Assessments of children attending elementary and secondary school are conducted annually to ensure students have received the required immunizations. Data includes the number of students with a Certificate of Immunization, Certificates of Immunization Exemption and Provisional Certificates of Immunization.
- **Child Care Immunization Audits Data** - Assessments of children attending licensed child care centers are conducted annually to ensure attendees have received the required immunizations. Data includes the number of children with a Certificate of Immunization, Certificates of Immunization Exemption and Provisional Certificates of Immunization.
- **Influenza Vaccine Data** - Seasonal influenza vaccination data includes the number of doses reported to the Iowa Immunization Registry Information System (IRIS). Report includes influenza doses administered by age groups and month of receipt.
- **COVID-19 Vaccine Data** - The COVID-19 vaccination coverage measures include the number of Iowa residents recorded in IRIS with one or more doses of an updated COVID-19 vaccine. These individuals are considered up to date.

## IMMUNIZATIONS IN IOWA

Immunization data is utilized to determine the percentage of patients age-appropriately vaccinated consistent with the recommended Advisory Committee on Immunization Practices (ACIP) immunization schedule.

### County and State Immunization Rates

County and state immunization data includes patients served by both public and private healthcare providers with a record in IRIS that have an Iowa ZIP code and are an “active” patient within a healthcare provider organization. This data provides immunization rates based upon a standard vaccination series identified by the ACIP and the CDC. These rates are available on the Iowa Public Health Tracking Portal.

The following immunization rates are based on the IRIS population denominator for childhood, adolescent, HPV, and adult immunizations. Influenza vaccination rates are based on the Census population denominator.

## 2023 IOWA IMMUNIZATION RATES

**Childhood:** The 2023 2 year-old county immunization rate for the 4-3-1-3-3-1-4 vaccine series completion ranges from 41.2% to 82.8%, with a state immunization rate of 69.6%, a decrease compared to the 2022 rate of 70.9%. The 2023 state immunization rate includes the assessment of 38,790 patient records.

**Adolescents:** The 2023 13-15 year-old county immunization rate for the 3-1-2-1-2 vaccine series completion ranges from 45.2% to 93.3%, with a state immunization rate of 71.6%, an increase compared to the 2022 rate of 71.3%. The 2023 state immunization rate includes the assessment of 155,364 patient records.

**HPV Vaccine:** The 2023 county immunization rate for HPV vaccine series completion ranges from 21.0% to 59.3%, with a state immunization rate of 45.2%, a decrease compared to the 2022 rate of 45.7%. The Iowa Immunization Program strives to meet the Healthy People 2030 Goal of 80% coverage.

**Adults:** In 2023, 45% of adults between 19-64 years old had received at least 1 dose of Tdap vaccine. HPV vaccine series completion was 43.2% for adults 19-26 years of age. For adults aged 19-59, Hepatitis A and B vaccine series completion coverage rates were 16.1% and 34.6%, respectively. The immunization rate for adults 50 years and older who completed the Zoster vaccine series was 29.2%.

**Influenza Vaccine:** As of April 2024, 1,076,323 (34.0%) Iowans received influenza vaccine during the 2023-24 season. County immunization rates ranged from 20.5% to 43.4%.

**COVID-19 Vaccine:** As of April 2024, 464,150 (14.7%) Iowans received the updated 2023-24 COVID-19 vaccine. County immunization rates ranged from 4.8% to 27.0%.

## CONCLUSION

---

The Immunization Program's vision is healthy Iowans in communities free of vaccine-preventable diseases. Vaccines have the extraordinary ability to protect all Iowans from 27 different deadly infectious diseases. Iowa healthcare providers are essential to promote vaccines and provide sound science-based immunization education to their patients. The most significant factor in a parent's decisions to vaccinate their child is a strong recommendation by the healthcare provider. When a provider offers a strong and clear recommendation, patients are 4 to 5 times more likely to be vaccinated.

The Iowa HHS Immunization Program is committed to promoting immunizations through the implementation of strategies to achieve and maintain high vaccination levels. Recent disease outbreaks across the U.S. and the COVID-19 pandemic illustrate many Americans are not taking advantage of opportunities to protect themselves, their families, and their communities from vaccine preventable diseases. Vaccines are essential tools in preventing devastating disease outbreaks. The Iowa Immunization Program remains committed to working with stakeholders to ensure all Iowans are aware of, and have access to, life-saving vaccines. **Vaccines prevent diseases and save lives. Immunize for a better life**

## APPENDIX A

The Iowa Immunization Program staff is available Monday through Friday 8:00 a.m. - 4:30 p.m. for consultation regarding program activities, IRIS and immunization-related questions.

### Immunization Program Directory

Don Callaghan	Bureau Chief	515-473-8344	Donald.Callaghan@idph.iowa.gov
Bethany Kintigh	Immunization Program Manager	515-201-4614	Bethany.Kintigh@idph.iowa.gov
Shelly Jensen	Immunization Nurse Consultant	515-423-3341	Shelly.Jensen@idph.iowa.gov
Emma Gelman	CDC Public Health Advisor	515-229-5080	Emma.Gelman@idph.iowa.gov
Kirby Kowalski	CDC Public Health Associate	515-829-5462	Kirby.Kowalski@idph.iowa.gov
Ona Loper	Epidemiologist	515-419-1142	Ona.Loper@idph.iowa.gov
Karen Quinn	Contract and Budget Specialist	515-537-8401	Karen.Quinn@idph.iowa.gov
<b>IRIS Help Desk: 1-800-374-3958</b>			
Kim Tichy	IRIS Coordinator	515-322-7780	Kimberly.Tichy@idph.iowa.gov
Tory King	IRIS Help Desk Staff	515-322-7538	Tory.King@idph.iowa.gov
Cindy Oliver	IRIS Help Desk Staff	515-322-2374	Cindy.Oliver@idph.iowa.gov
Joseph Zehner	IRIS Trainer/Data Exchange Specialist	515-322-7797	Joseph.Zehner@hhs.iowa.gov
<b>Vaccines for Children Program</b>			
Jessica Schultz	VFC/IQIP Manager/Epidemiologist	515-322-2287	Jessica.Schultz@idph.iowa.gov
Matt Sharp	VFC Program Coordinator	515-201-3935	Matt.Sharp@idph.iowa.gov
Jenni Newton	VFC Program Vaccine Distribution Coordinator	515-601-1777	Jenni.Newton@hhs.iowa.gov
<b>Immunization Assessments</b>			
Kelly Rooney-Kozak	Assessments/Adolescent Program Coordinator	515-201-6730	Kelly.Rooney-Kozak@idph.iowa.gov
Brandy Rushing	Assessments/Nurse Consultant	515-322-9704	Brandy.Rushing@idph.iowa.gov
John Fiedler	Assessments/Nurse Consultant	515-954-9859	John.Fiedler@idph.iowa.gov
Kelli Smith	IQIP Assessments/Nurse Consultant	515-318-9530	Kelli.Smith@idph.iowa.gov
<b>Phone: 1-800-831-6293</b>	<a href="https://hhs.iowa.gov/public-health/immunization">https://hhs.iowa.gov/public-health/immunization</a>		<b>Fax: 1-800-831-6292</b>



## RESOURCES AND LINKS

### Brochures and Print Materials

The Immunization Program offers educational materials for parents and healthcare providers. Materials include brochures, school/child care audit forms, reminder/recall postcards, temperature logs, posters and VFC program forms. Educational materials can be printed or ordered free of charge. Immunization educational materials may be ordered on the [Immunization Program](#) website.

### Links

#### Iowa Immunization Program

- [Iowa Immunization Annual Reports](#)

#### Iowa Immunization Requirements

- [Iowa Code, Chapter 139a.8\(6\)](#)
- [Iowa Immunization Administrative Codes](#)

#### School and Child Care Audits

- [School and Child Care Audit Reports](#)
- [School and Child Care Audit Data](#)

#### Immunization Rate Data

- [Childhood Immunization Data](#)
- [Adolescent Immunization Data](#)
- [HPV Vaccine Data](#)
- [Adult Immunization Data](#)
- [Influenza Vaccine Data](#)
- [COVID-19 Vaccine Data](#)