



Iowa Respiratory Virus Surveillance Report

MMWR Week 41

October 6, 2024 - October 12, 2024

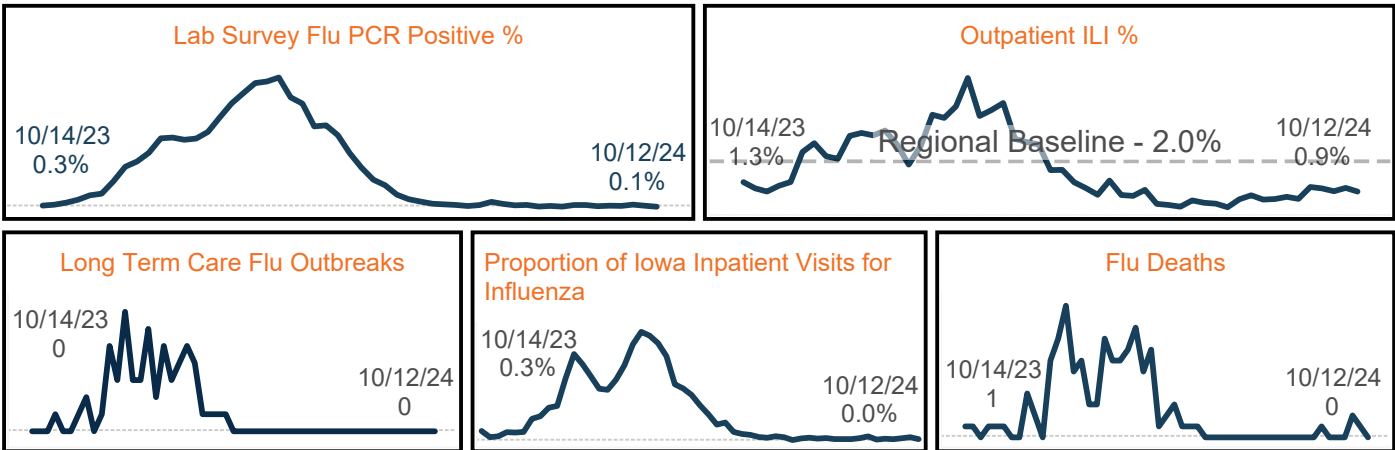
Date and time of issue: 10/18/2024 1:12:11 PM



Quick Stats for Week 41 (10/6/24 - 10/12/24)

Influenza

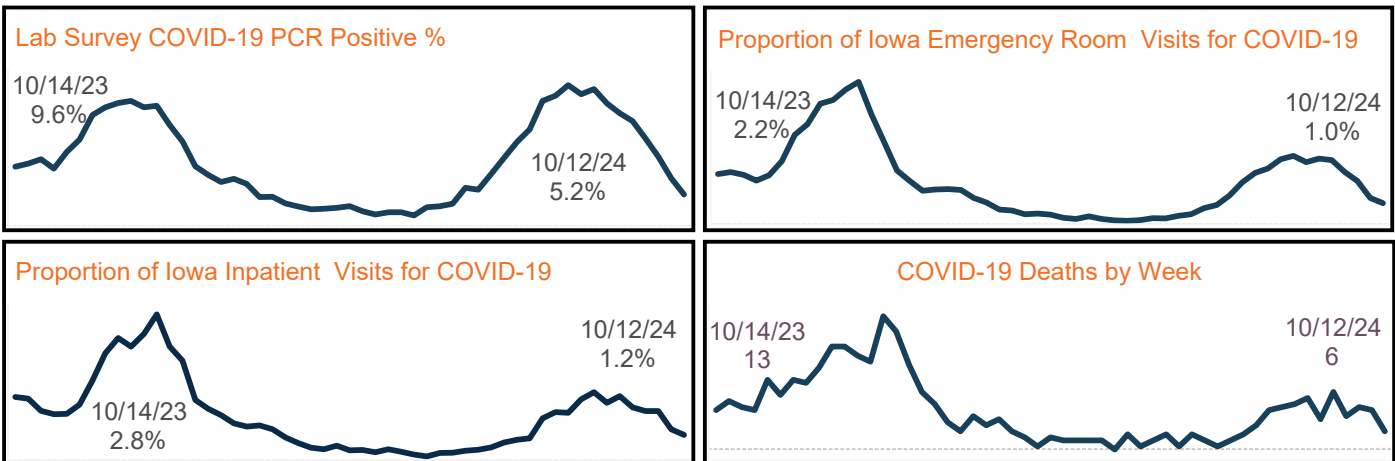
Overall Influenza Activity: VERY LOW



NOTE: Line graphs display current week, or most recent available week, and previous 52 weeks

COVID-19

Overall COVID-19 Activity: LOW



NOTE: Line graphs display current week, or most recent available week, and previous 52 weeks

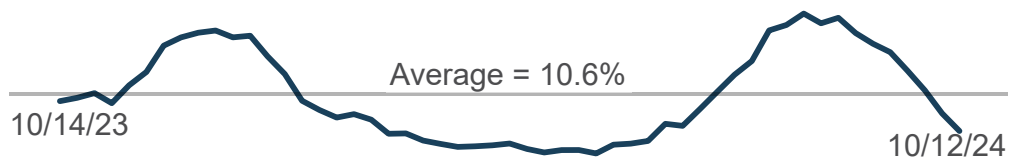
Other Respiratory Viruses

Top Pathogen Group by Positive Percent on Respiratory Virus Survey - MOLECULAR ONLY
Current Week and Previous 52 Weeks Trends

Percent Positive for Current Week

Positive Percent by Week

Rhinovirus/Enterovirus
24.3%



All data presented in this report are provisional and may change as additional reports are received .

See the **Surveillance Methods** page for a detailed description of each component of the Iowa respiratory virus surveillance system including methodology and definitions.

Visit <https://hhs.iowa.gov/center-acute-disease-epidemiology/iowa-influenza-surveillance> to subscribe to weekly email reports

International Influenza Activity Summary

World Health Organization Influenza Update

Published 16 October 2024 | For reporting Week 40, ending 06 October 2024

Influenza

In the Northern hemisphere, influenza activity in temperate countries remained at interepidemic levels. Activity was elevated in Western and Middle Africa (due primarily to A(H3N2) and B viruses), Western Asia (mostly from A(H1N1)pdm09 viruses), Southern Asia (mostly from A(H1N1)pdm09 viruses), South East Asia (mostly from A(H1N1)pdm09 viruses) and Central America and the Caribbean (mostly from A(H3N2) viruses). Activity increased in countries in Western and Middle Africa and Central America.

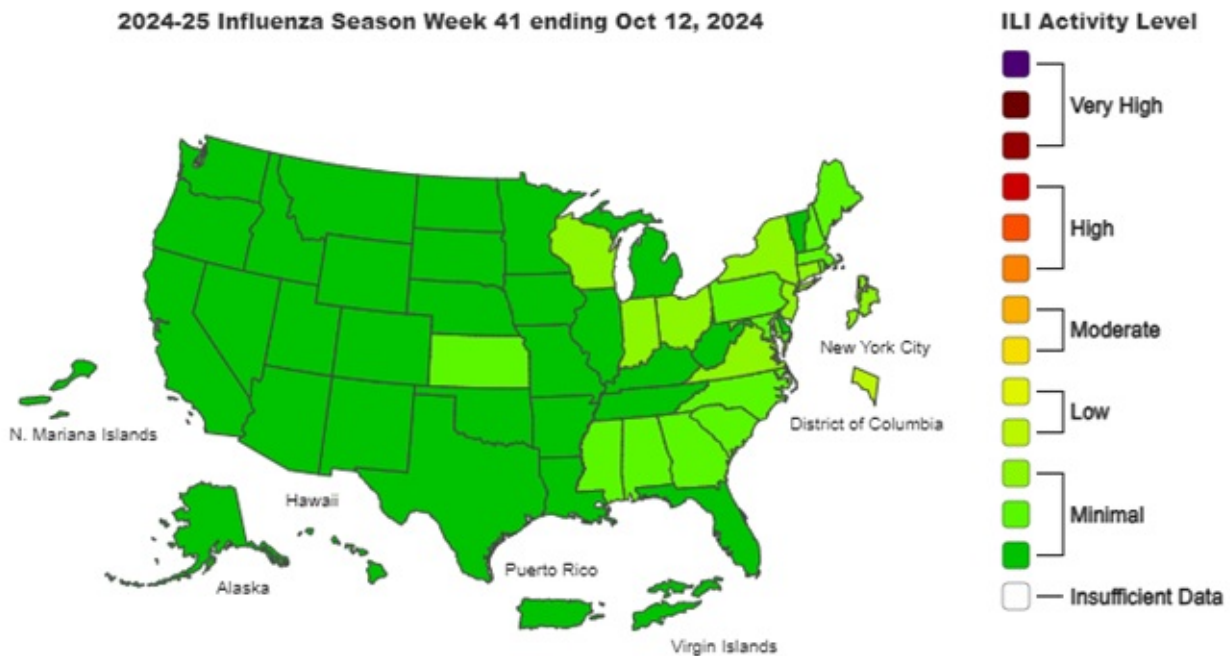
In the Southern hemisphere, influenza activity remained elevated in some countries in South America (due to B viruses) and Eastern Africa (due to A and B viruses). Increased activity was reported in one country in Tropical South America.

SARS-CoV-2

SARS-CoV-2 activity remained elevated in many countries in Europe and parts of Eastern Asia. Increased activity was reported in some countries in Europe but declined or similar in all other reporting countries.

<https://www.who.int/teams/global-influenza-programme/surveillance-and-monitoring/influenza-updates/current-influenza-update>

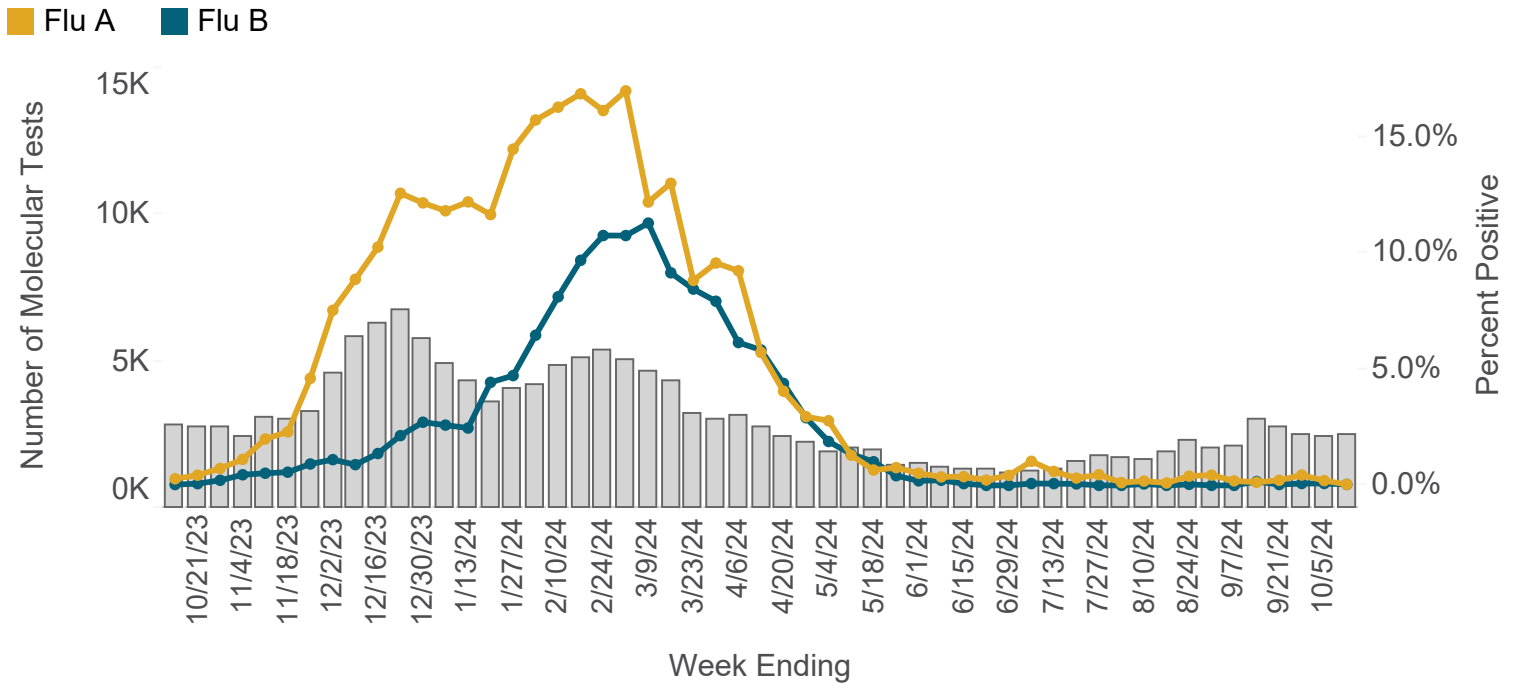
NATIONAL OUTPATIENT RESPIRATORY ILLNESS ACTIVITY - CDC



Weekly U.S. influenza surveillance report. Centers for Disease Control and Prevention.
<https://www.cdc.gov/fluview/index.html>

Iowa Respiratory Survey - Influenza

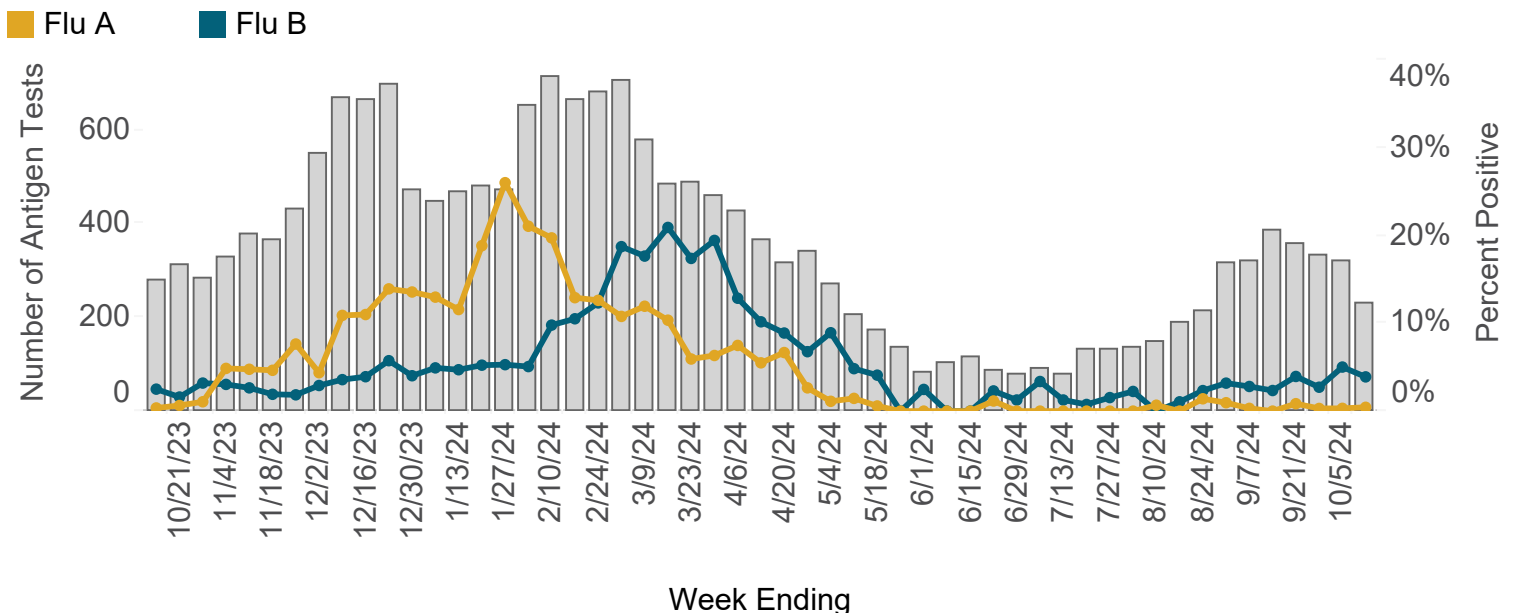
Number of Influenza Molecular Tests and Positive Percentage - Current and Previous 52 Weeks



Flu Tests and Positivity by Method - Current Week

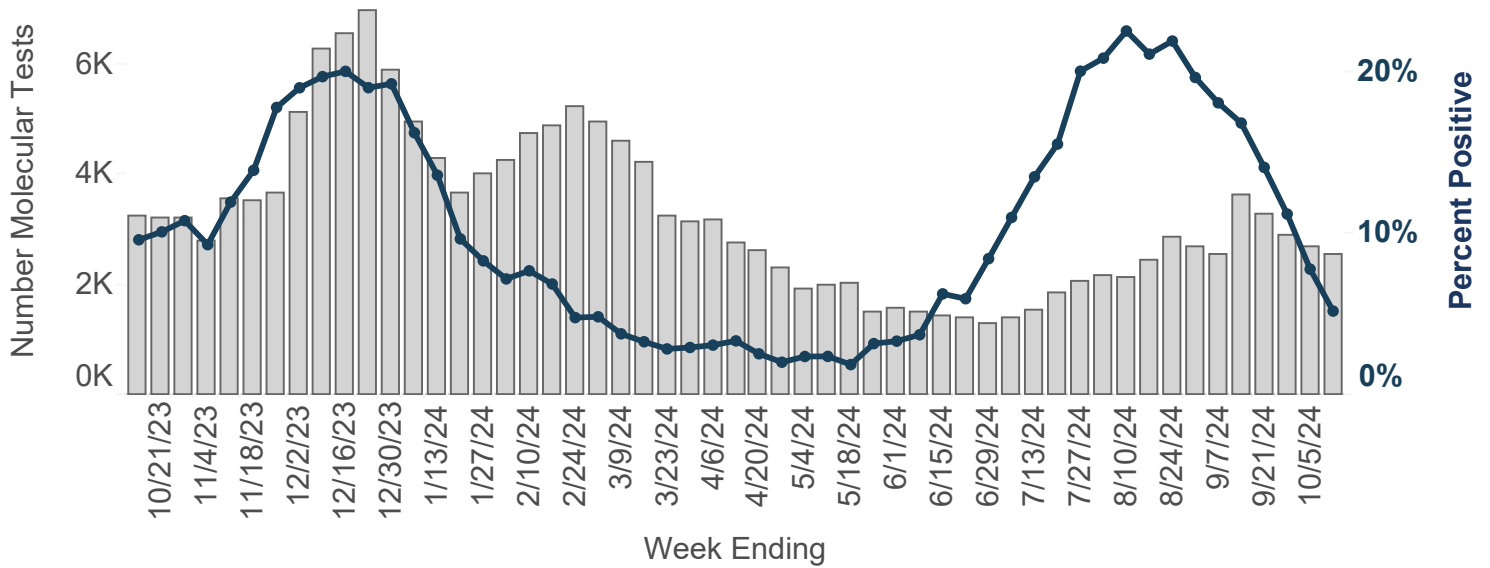
Test Method	Number Positives	Number Tests by Group and Method	Percent Positive across Methods
Molecular	2	2,469	0.1%
Antigen	10	231	4.3%
Total	12	2,700	0.4%

Number of Influenza Antigen Tests and Positive Percentage - Current and Previous 52 Weeks



Iowa Respiratory Survey - COVID-19

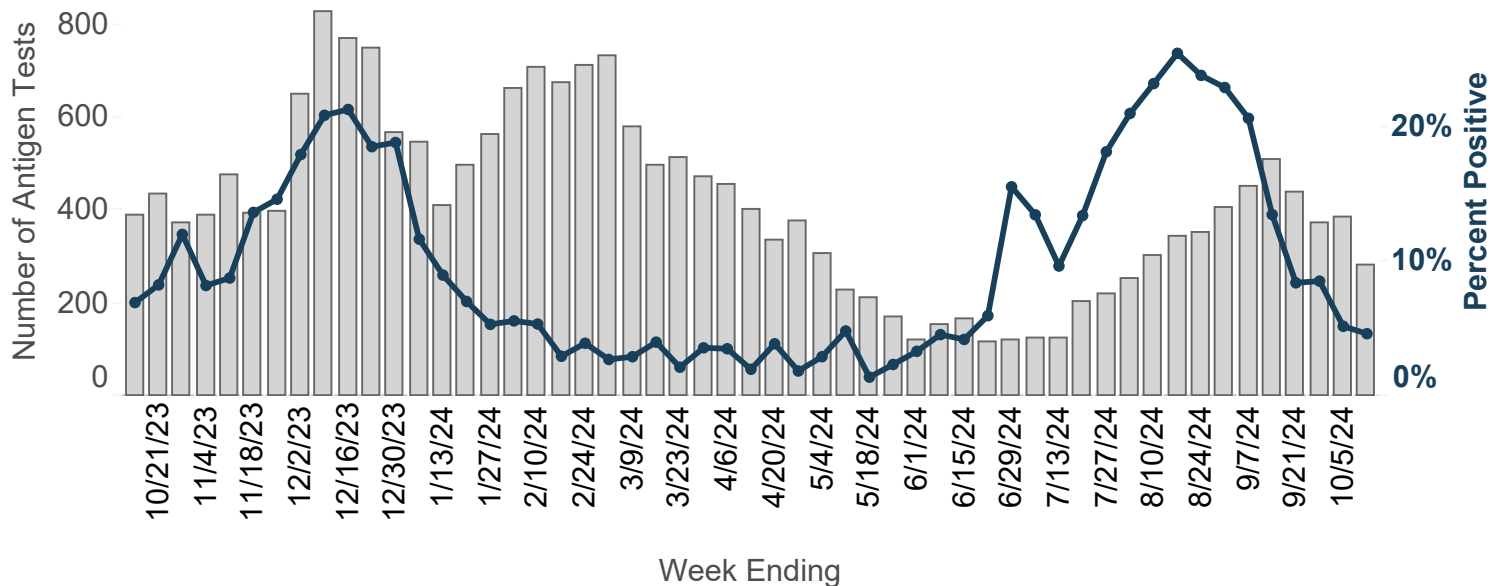
Number of COVID-19 Molecular Tests and Positive Percentage - Current and Previous 52 Weeks



COVID-19 Tests and Positivity by Method - Current Week

Test Method	Percent Positive
Molecular	5.2%
Antigen	4.6%
Total	5.2%

Number of COVID-19 Antigen Tests and Positive Percentage - Current and Previous 52 Weeks



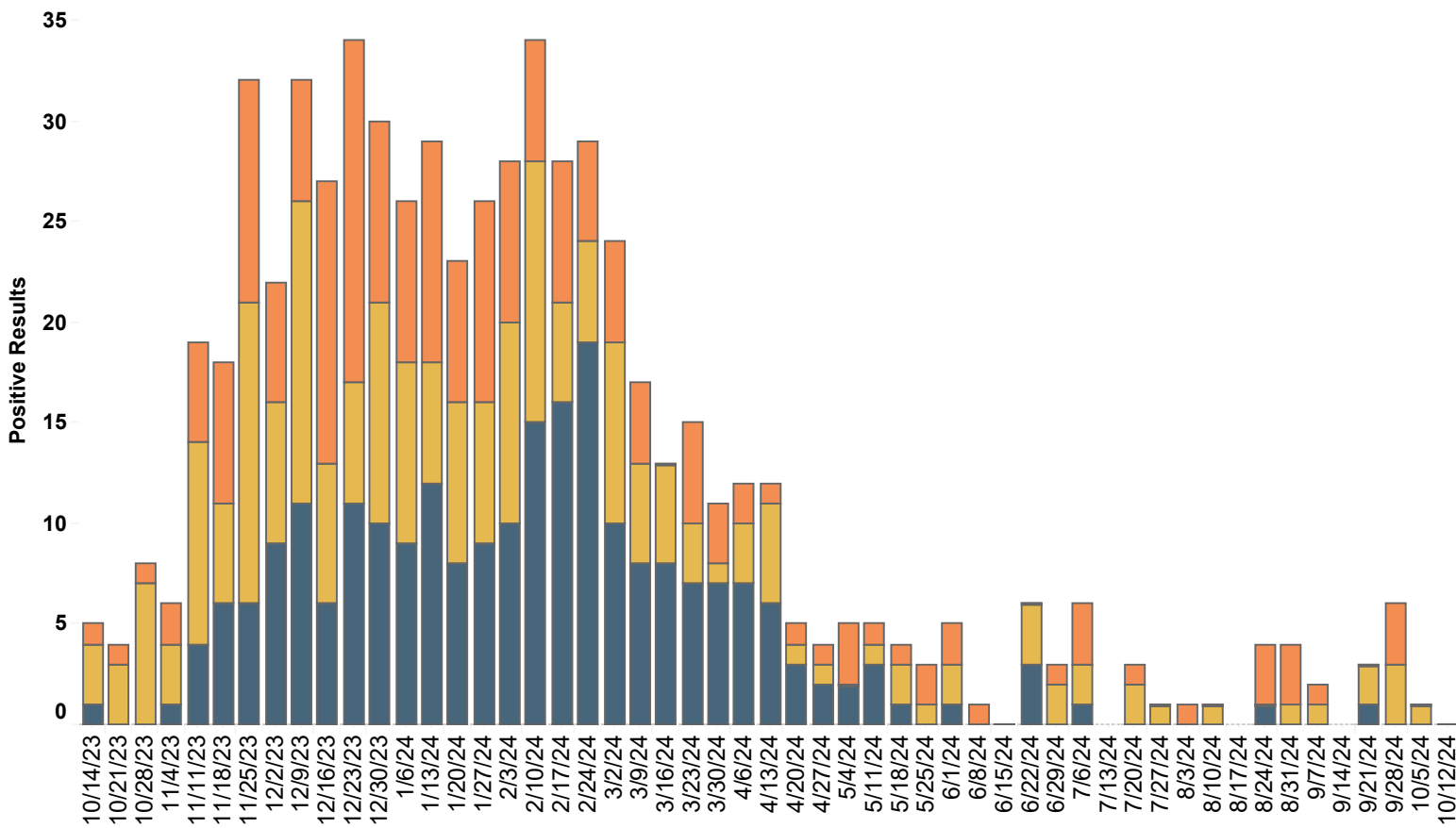
Influenza Testing at the State Hygienic Laboratory (SHL)

Cumulative Influenza Viruses Detected by SHL (10/1/2023 - Current Week)

	Flu A		Flu B		Grand Total
	AH1N1pdm09	A H3	B Vic	B Yam	
Current Positives	0	0	0	0	0
Cumulative Positives	1	0	0	0	1

Table Note: Only Iowa residents are included.

Influenza Viruses Detected by SHL by Week (Current Week and Previous 52 Weeks)



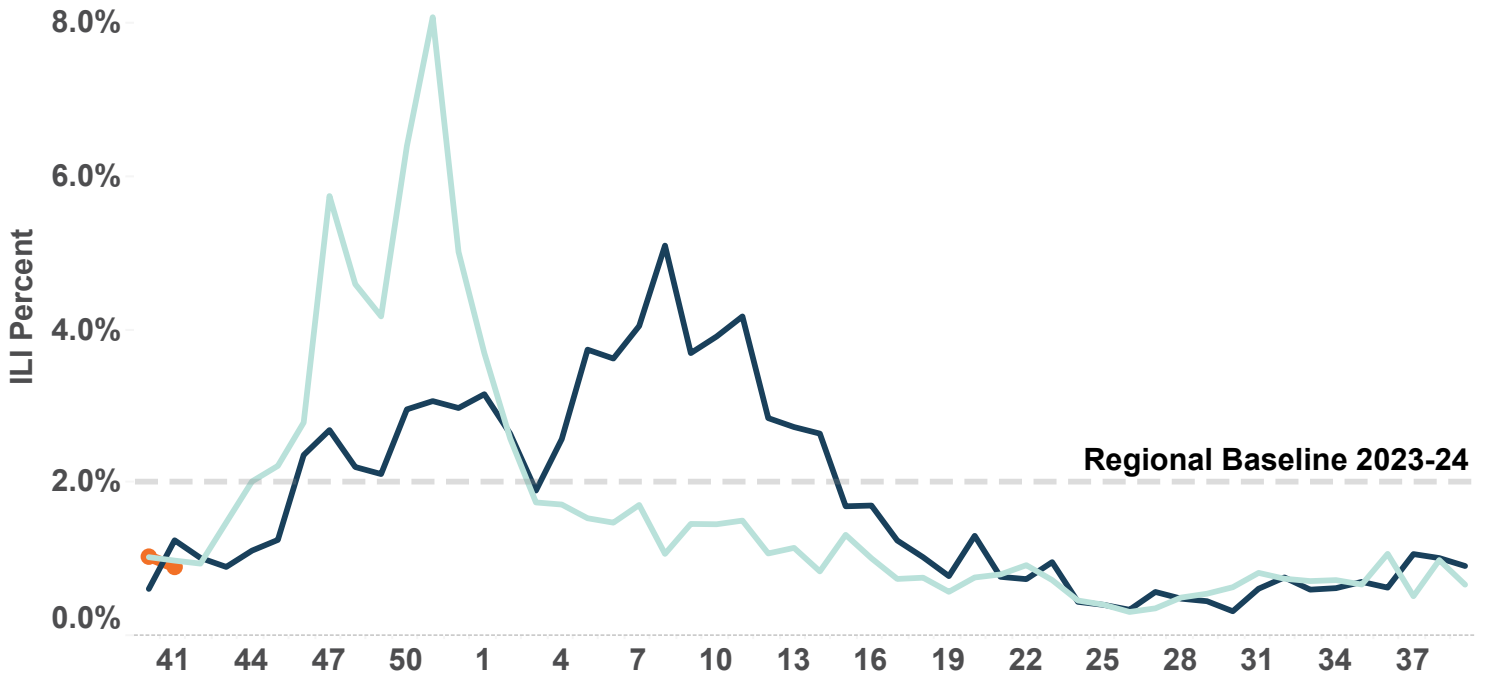
SHL Flu Testing Note: The State Hygienic Laboratory (SHL) is the primary laboratory in Iowa characterizing specimens for influenza surveillance. SHL reports the number of tests performed and the type and subtype/lineage of positive tests to the influenza surveillance network daily. SHL also sends a portion of specimens to CDC for further characterization.

Outpatient Health Care Provider Surveillance Program (ILINET)

Percent Of Outpatient Visits Attributed to Influenza-like Illness (ILI) as Reported by ILINet Sites

2022-23 2023-24 2024-25

ILI Percent by Season and Week



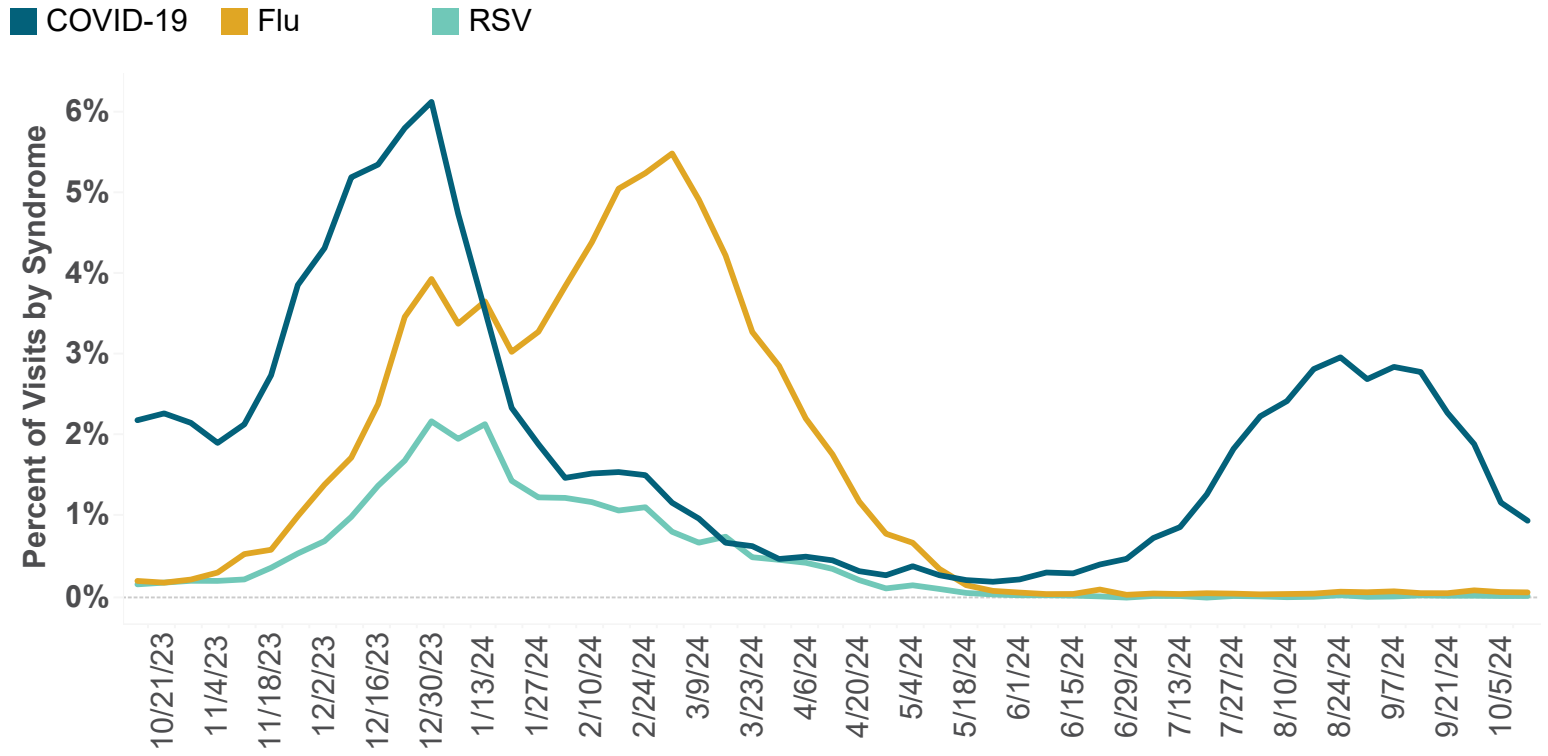
ILI by Age Group Past 4 Weeks

MMWR Week	End Date	Age 0-4	Age 5-24	Age 25-49	Age 50-64	Age 65 and older	Total ILI	ILI Pct
38	9/21/2024	2	14	4	1	3	24	1.02%
39	9/28/2024	4	5	8	2	2	21	0.92%
40	10/5/2024	2	20	5	2	1	30	1.04%
41	10/12/2024	7	10	2	2	1	22	0.91%

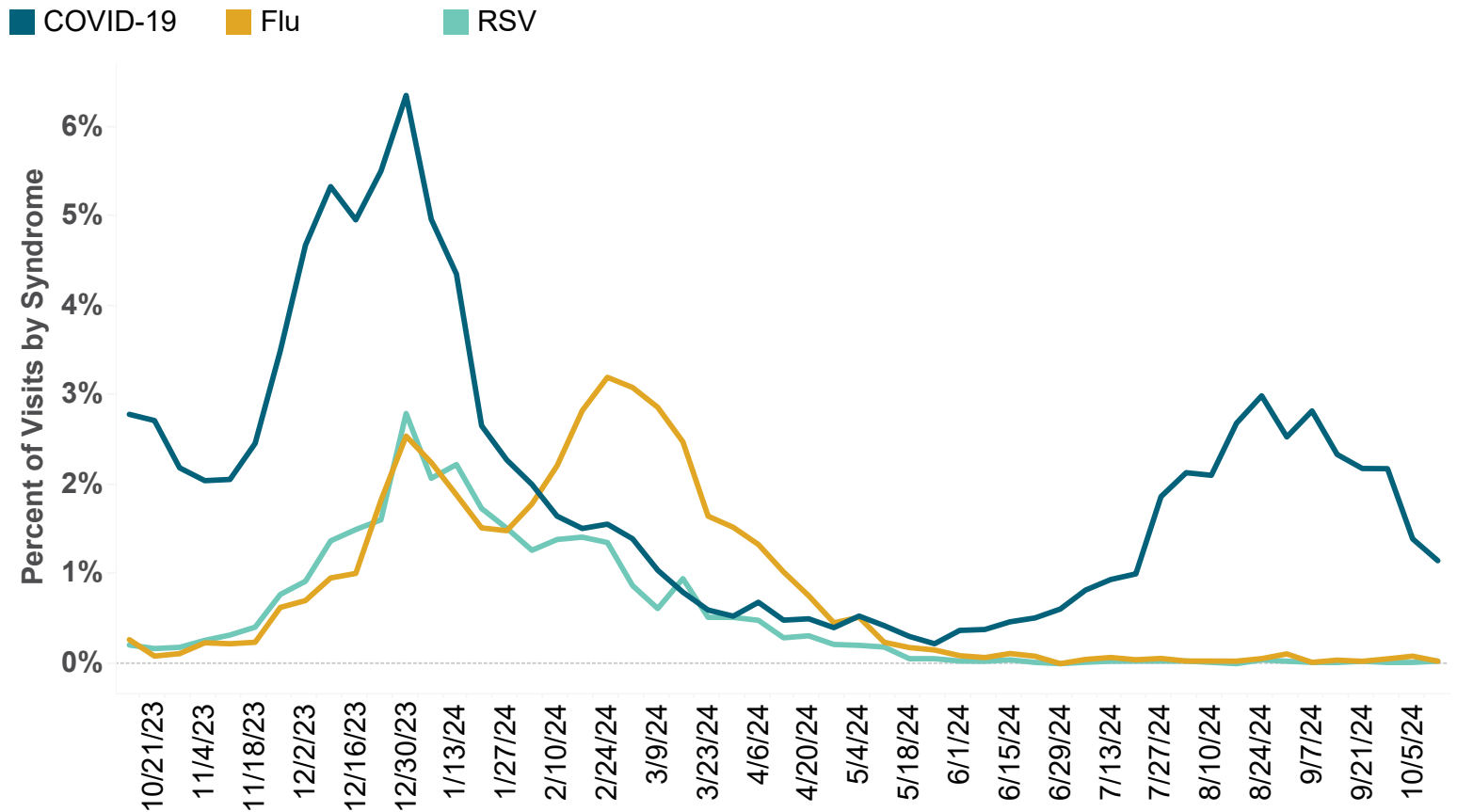
Outpatient ILI Note: Outpatient health care providers who participate in the ILINet (a national influenza surveillance program) report the number of patients seen with influenza-like illness and the total number of patient visits each week. The ILI Definition changed in 2021-22 so that persons with ILI symptoms (cough, sore throat, fever) will be counted even if positive for other respiratory illness (e.g., COVID-19) which makes comparison across seasons difficult.

Iowa Syndromic Surveillance Program

Weekly Proportion of Iowa Emergency Room Visits for Respiratory Syndromes - Current and Previous 52 Weeks

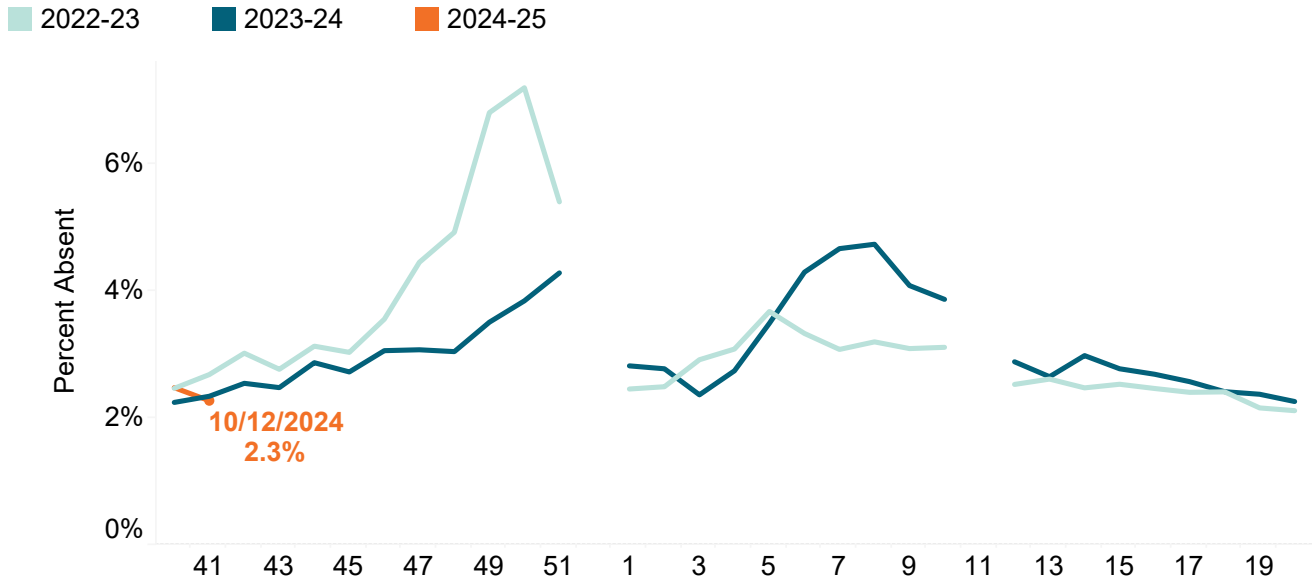


Weekly Proportion of Iowa Inpatient Visits for Respiratory Syndromes - Current and Previous 52 Weeks



School Illness

Percent of Enrolled Students Absent Due to Illness Reported by Sentinel Schools

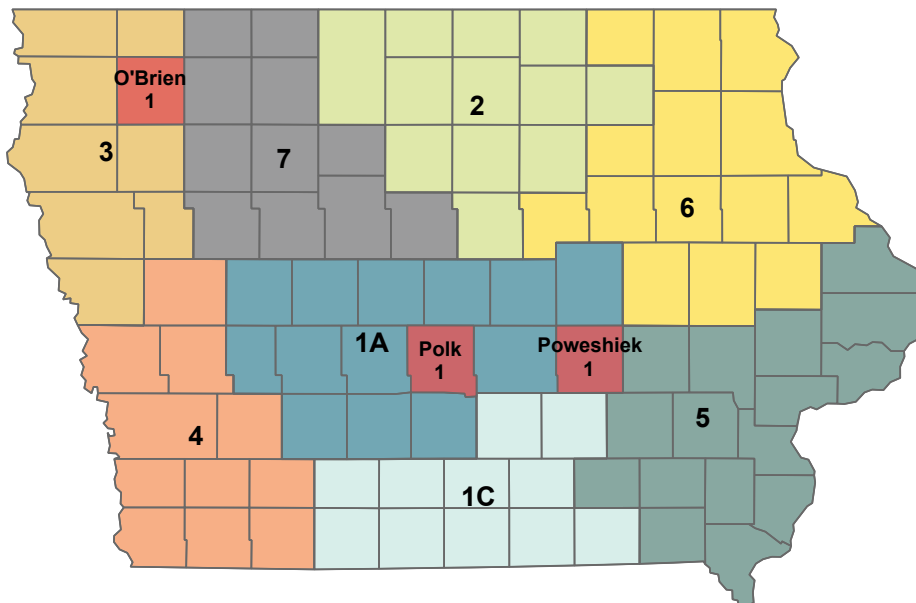


Some weeks are not shown due to large numbers of missing data (e.g., winter and spring breaks)

Number of Schools Reporting 10% Illness by County - Current Week

Preparedness Service Area

- 1A
- 1C
- 2
- 3
- 4
- 5
- 6
- 7



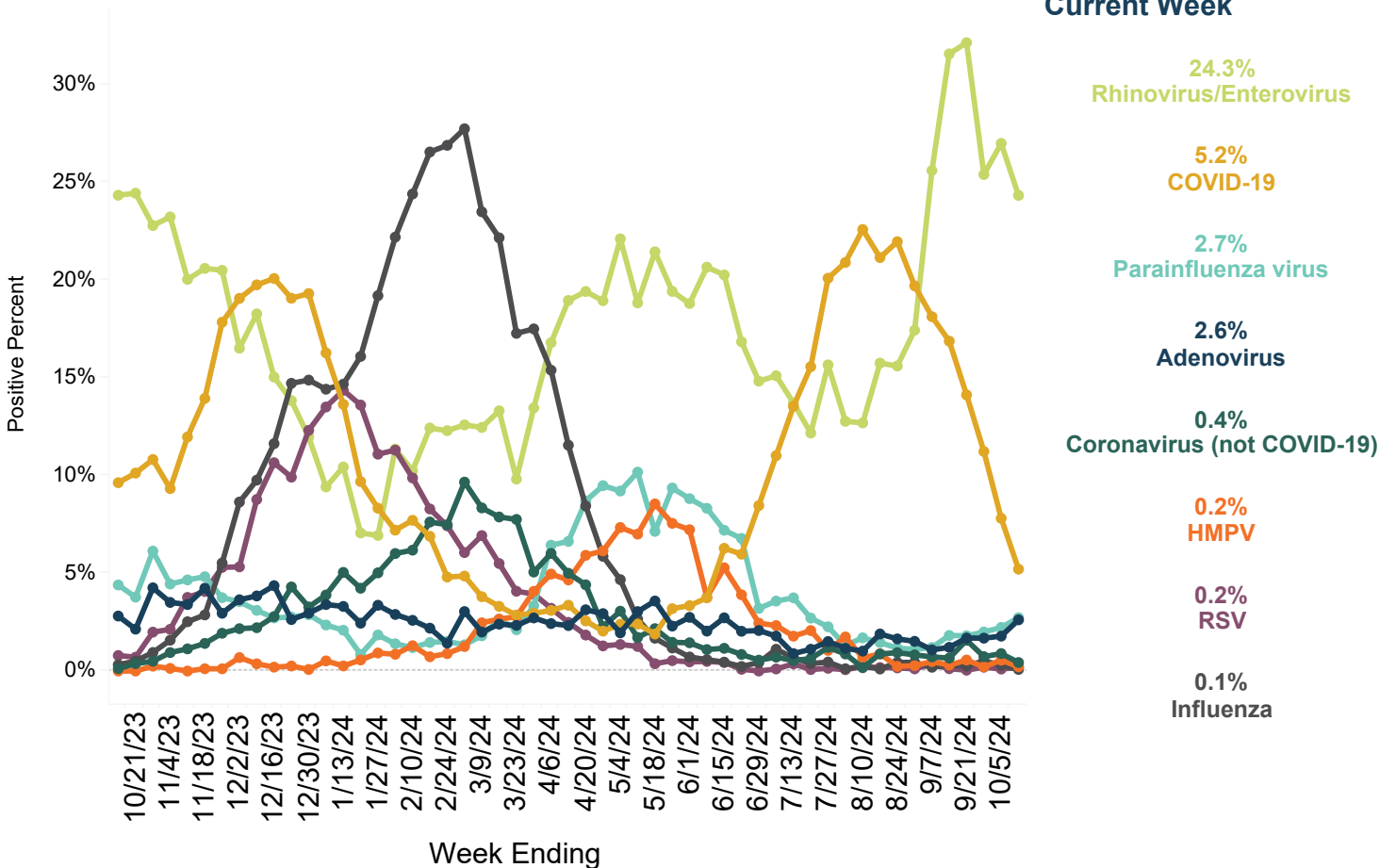
Number of Schools Reporting 10% Illness this Week

3

Iowa Respiratory Virus Survey

Percent of Positive Respiratory Viruses by Pathogen Group and Week - Molecular Only (Current and Previous 52 Weeks)

Percent Positive by Week

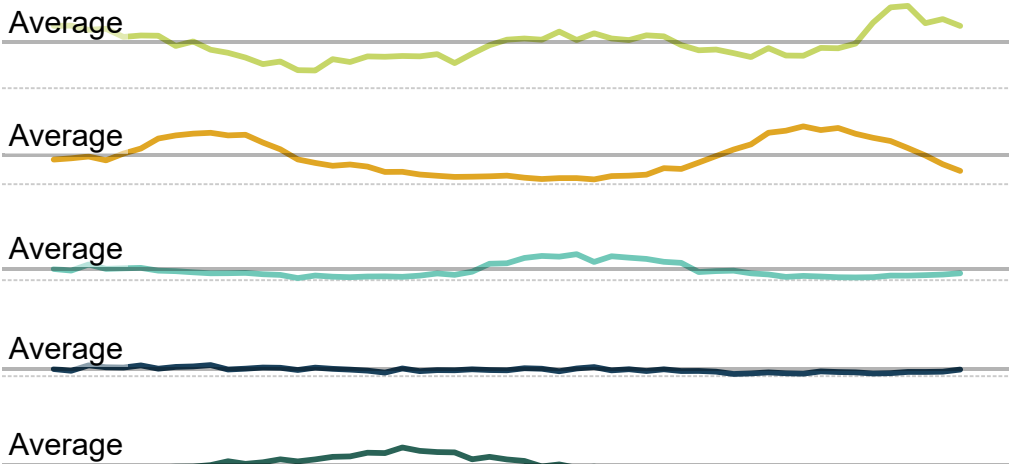


Top 5 Pathogen Groups by Positive Percent on Respiratory Virus Survey - Molecular Only (Current and Previous 52 Weeks)

Percent Positive for Current Week

- 24.3% Rhinovirus/Enterovirus
- 5.2% COVID-19
- 2.7% Parainfluenza virus
- 2.6% Adenovirus
- 0.4% Coronavirus (not COVID-19)

Percent Positive by Week



Report Methods, Definitions and Data Sources

NATIONAL INFLUENZA LIKE ILLNESS (ILI) - CDC

The CDC national ILI map shows influenza-like illness, which is determined by symptoms such as fever, cough, and sore throat that can be caused by a number of pathogens in addition to influenza (e.g., COVID-19). Detailed information can be found online at www.cdc.gov/flu/weekly/.

IOWA RESPIRATORY SURVEY

Iowa HHS and SHL run a weekly web-based survey program where laboratorians report the number of influenza, COVID-19 and other respiratory virus tests performed, the testing method (molecular, antigen, or virus isolation) and the number of positive tests.

INFLUENZA TESTING AT THE STATE HYGIENIC LAB

The State Hygienic Laboratory (SHL) is the primary laboratory in Iowa characterizing specimens for influenza surveillance. SHL reports the number of tests performed and the type and subtype/lineage of positive tests to the influenza surveillance network daily. SHL also sends a portion of specimens to CDC for further characterization.

OUTPATIENT HEALTH CARE PROVIDER SURVEILLANCE PROGRAM (ILINET)

Outpatient health care providers who participate in ILINet (a national influenza surveillance program) report the number of patients seen with influenza-like illness and the total number of patient visits each week.

INFLUENZA AND COVID-19 DEATHS

The Iowa HHS Center for Acute Disease Epidemiology works with the Bureau of Health Statistics to monitor mortality among Iowa residents related to Influenza and COVID-19. Deaths are considered to be influenza-associated when influenza is listed on the death certificate. COVID-associated deaths are determined by diagnosis codes listed on the death certificate.

Both Influenza and COVID-19 death totals are cumulative from the start of the flu season (October 1, 2023 through the end of the current reporting week).

LONG TERM CARE FACILITY INFLUENZA OUTBREAKS

A confirmed influenza outbreak in a care facility is defined as at least two residents with lab-confirmed influenza in the same area of a facility having an illness onset within 72 hours of each other.

IOWA SYNDROMIC SURVEILLANCE

Iowa HHS, CyncHealth Iowa and CDC started implementing syndromic surveillance for the state of Iowa in May 2021. Iowa continues to enroll hospitals to participate and currently has over 90 hospitals participating. Syndromic surveillance provides public health with a near real time system for detecting, understanding, and monitoring health events based on symptoms and diagnoses of patients visiting participating hospitals.

SCHOOL ILLNESS REPORTING

Iowa HHS works with Iowa schools, local public health and the Iowa Department of Education to track and respond to reports of illness in school in two main groups: 10% daily student absences and sentinel school weekly illness totals. All K-12 schools are asked to report all days where student absences due to illness are at least 10% of expected enrollment. Weekly illness data is from a subset of schools that voluntarily report weekly totals of students ill throughout the school year regardless of the level of illness.