



Iowa's Evolving Drug Trends

Responding to Health & Safety Concerns

August 2023

Iowa Office of Drug Control Policy

Vision: Safe & healthy Iowans.

Mission: To coordinate substance use related criminal justice resourcing & policy development.

Iowa Headlines

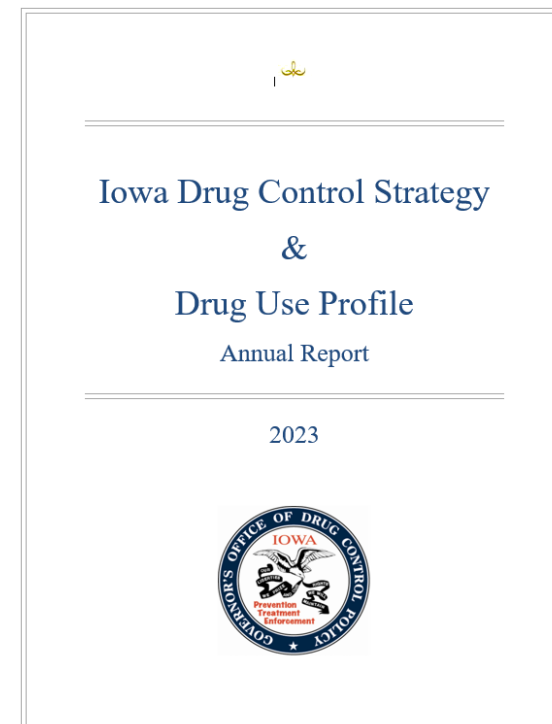
Recent Developments Related to Substance Use

- Ranked 35th in illicit drug use & 48th in OD deaths in U.S., Iowa binge drinking & nicotine use skew higher, & substance-related deaths rose to record levels in 2021.
- Influx of fentanyl & other potentially lethal synthetic opioids/drugs.
- Explosion of counterfeit pills, many laced with fentanyl/synthetic opioids.
- Disproportionate number of Iowa youth dying from drug overdoses.
- Rising alcohol-related deaths affect many more Iowans, especially older adults.
- New or emerging substances quick to market (e.g., synthetic drug spinoffs).
- Increasing polydrug trafficking & use.
- Pandemic-influenced changes in drug-related behaviors & responses.

2023 Iowa Drug Control Strategy

Comprehensive Blueprint for Prevention, Treatment & Enforcement

- Reduce substance-related injuries & deaths.
- Reduce youth use of alcohol, nicotine & marijuana (THC).
- Increase timely access to substance use disorder (SUD) services.
- Increase employment & quality of life for those in or completing SUD treatment.
- Increase accountable alternatives to incarceration for eligible drug-related offenses, & reduce the disproportionate # of minorities referred to the justice system.



Substance Use in Context: How Iowa Compares

Current **Binge Drinking** = 5th (24.43% vs. 21.45% US)

Current **Tobacco Use** = 16th (23.45% vs. 19.55% US)

Past Year **Cocaine Use** = 35th (1.52% vs. 1.70% US)

Past Year **Meth Use** = 3rd (1.73% vs. 0.91% US)

Past Year **Pain Rx Misuse** = 44th (2.82% vs. 3.11% US)

Current **Marijuana Use** = 34th (11.28% vs. 12.99% US)

Current **Illicit Drug Use** = 35th (12.47% vs. 14.29% US)

Past Year **Heroin Use (18+)** = 47th (0.25% vs. 0.43% US)

Past Year **SUDs** = 11th (18.79% vs. 16.53% US)

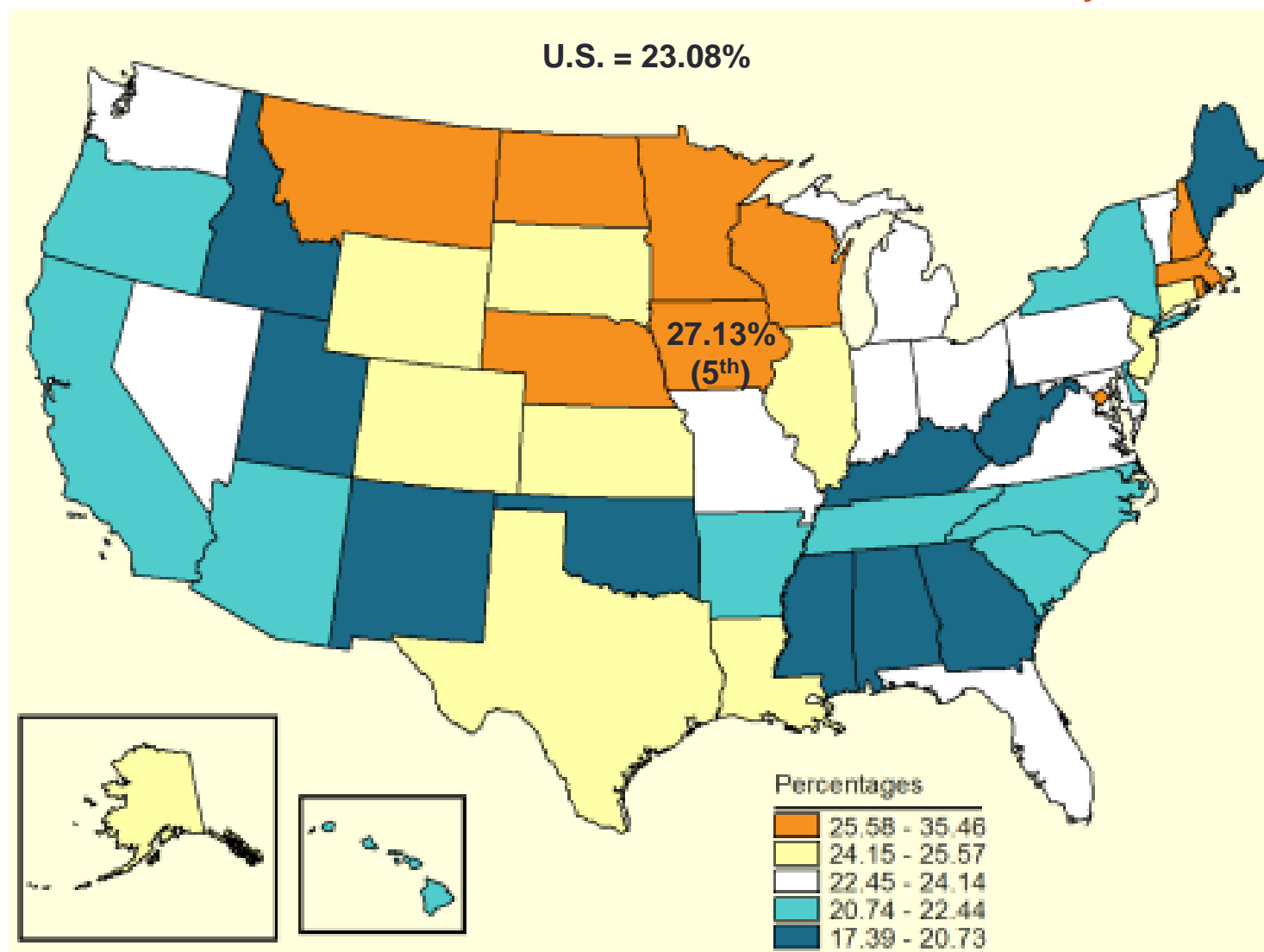
Yearly Rate **Drug OD Deaths** = 48th (15.3 vs. 32.4/100k US)

Most recent 12+ data available. Current = Past 30 days.

National Survey on Drug Use &
Health, 2021 &
Centers for Disease Control, 2021

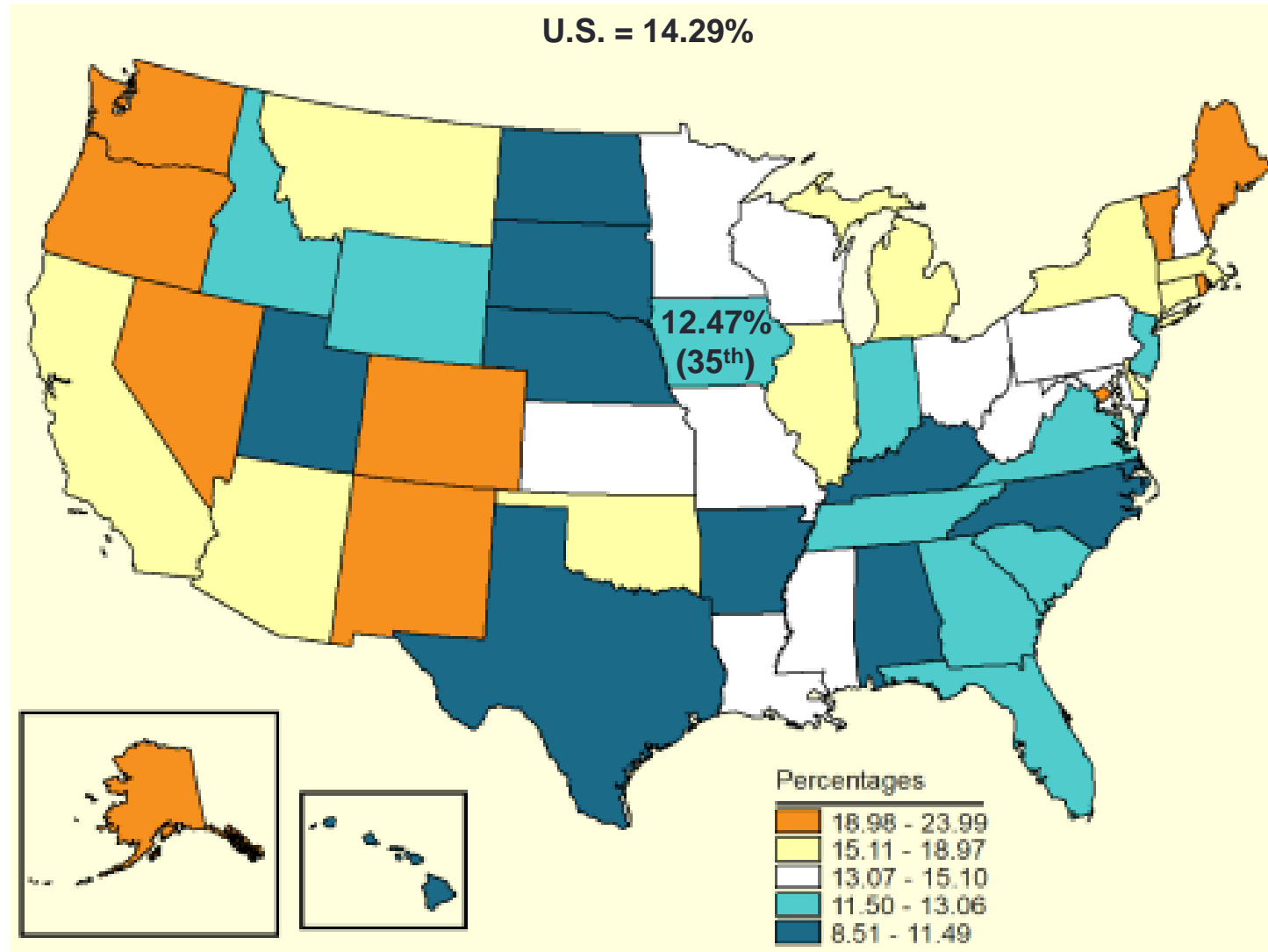
U.S. Binge Drinking, by States

4-5 Alcoholic Drinks on 1 Occasion at Least Once Past Month by 12+ in 2019-2020

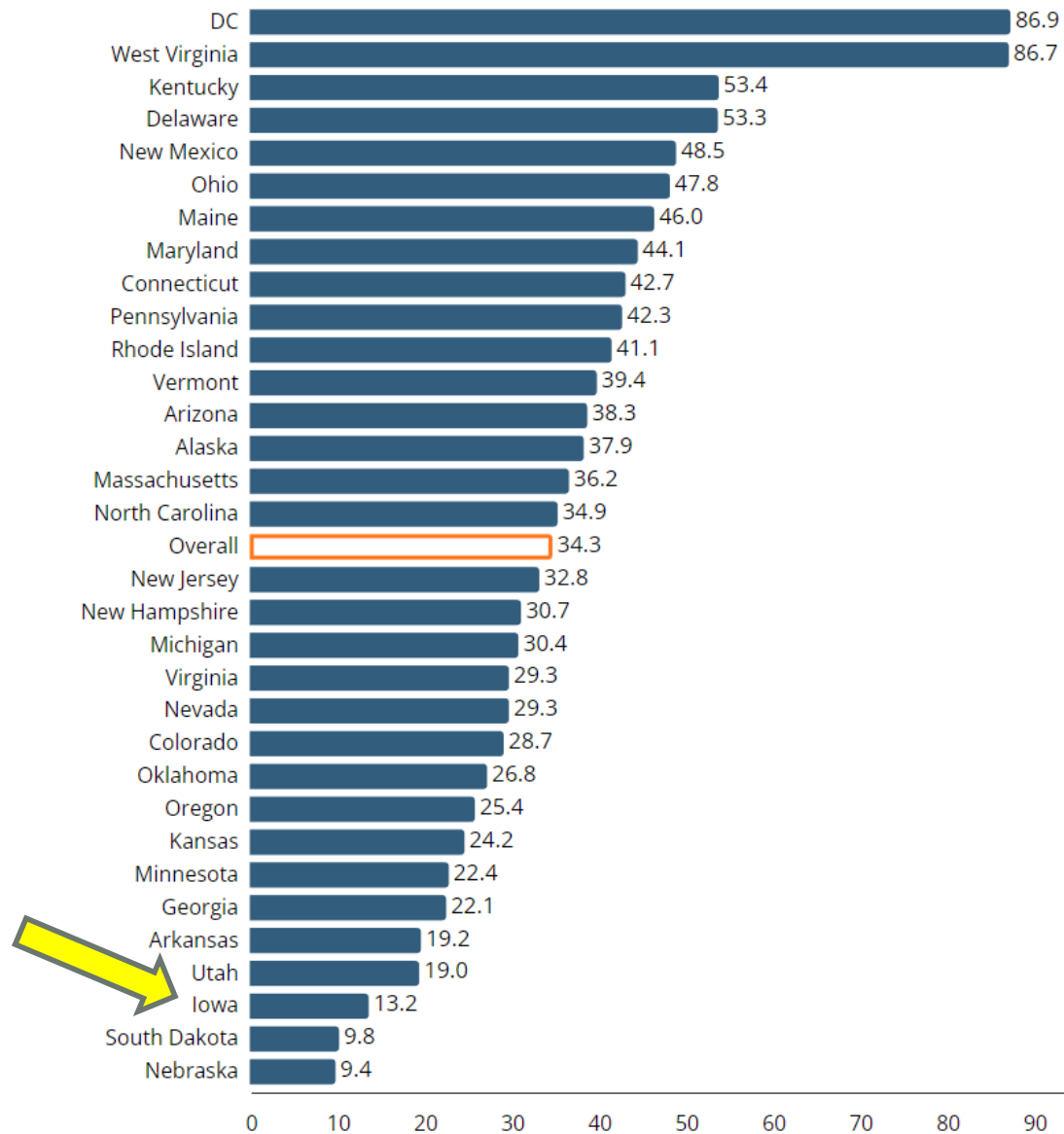


U.S. Drug Use, by States

Any Illicit Drug Use in Past Month by 12+ in 2021



2021 Rate of Drug Deaths by States Reporting (All Drugs)



Most Impactful Evolving Substance Use Challenges

Product Proliferation

More alcoholic beverage choices, synthetic drugs, ease of access & purchase points, etc.

Polysubstance Use

Increasing use of 2 or more substances in mixture or succession (e.g., alcohol + caffeine or marijuana, heroin or meth + fentanyl, fentanyl + xylazine)...including fake pills consumed by unsuspecting users.

Potency

Rising chemical concentrations &/or purities (e.g., craft beers, nicotine vaping pods, THC levels in marijuana/edibles, meth purity, & lethal synthetic opioids & combinations).

Pace of Change

New substances (e.g., synthetics) developed & marketed at faster speeds via social media/delivery, etc.

Policy

Some new laws increase product access and others restrict it, but scientific research & regulations struggle to keep pace with product evolutions.

Pandemic

COVID-related stressors have fanned the flames of mental health & substance use disorders.

Fast & Furious: Growing # of Intoxicating Substances

DEA finds New Drug Every 3-4 Weeks & Iowa Crime Lab reports a 5-year 130% Increase

Iowa's Emerging Substance Use Trends & Issues

- Kratom
- THC-A
- THCV
- THCO-Acetate
- THCP
- delta-8 THC
- delta-10 THC
- CBG
- CBG-A
- CBN
- HHC



- Synthetic Opioids:
Fentanyl & 10 analogs (e.g., *para-Fluoro Furanyl fentanyl, counterfeit pills...*)
- Synthetic Cannabinoids:
31 (e.g., *ADB-FUBINACA...*)
- Synthetic Cathinones:
17 (e.g., *N-methyl tryptamine...*)
- Phenethylamines:
8 (e.g., *2,5C-NBOMe...*)
- Counterfeit Pills
Fentanyl+?
- Others (liquid meth, THC vapes/edibles, Xylazine, Promethazine, Psilocybin, etc.)

Substance Use Rises with Pandemic Stressors



Americans are using alcohol to cope with pandemic stress: Nearly 1 in 5 report 'heavy drinking'

~40% of rural Iowans report much worse mental health and relationships during pandemic, ~20% with signs of depression and 15% anxiety.
Iowa State University, 2021



Issue brief: Nation's drug-related overdose and death epidemic continues to worsen

There is an urgent need for policymakers' action to increase access to evidence-based care for substance use disorders...

Data indicate there have been large increases in many kinds of drug use, including alcohol use, since the start of the pandemic.
National Institute on Drug Abuse, 2022

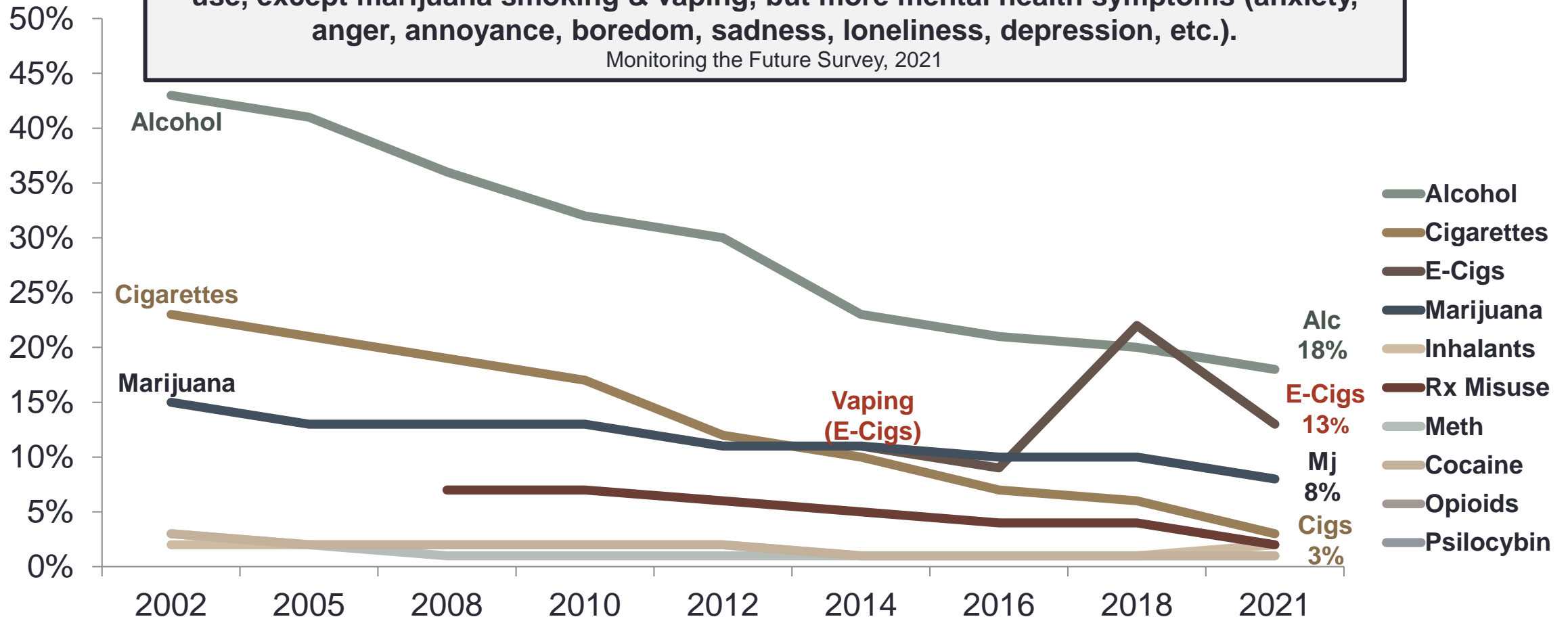
Des Moines Register

Iowa's alcohol related deaths jumped 26% in 2020, fueled by pandemic stress and isolation

Iowa Youth Substance Use

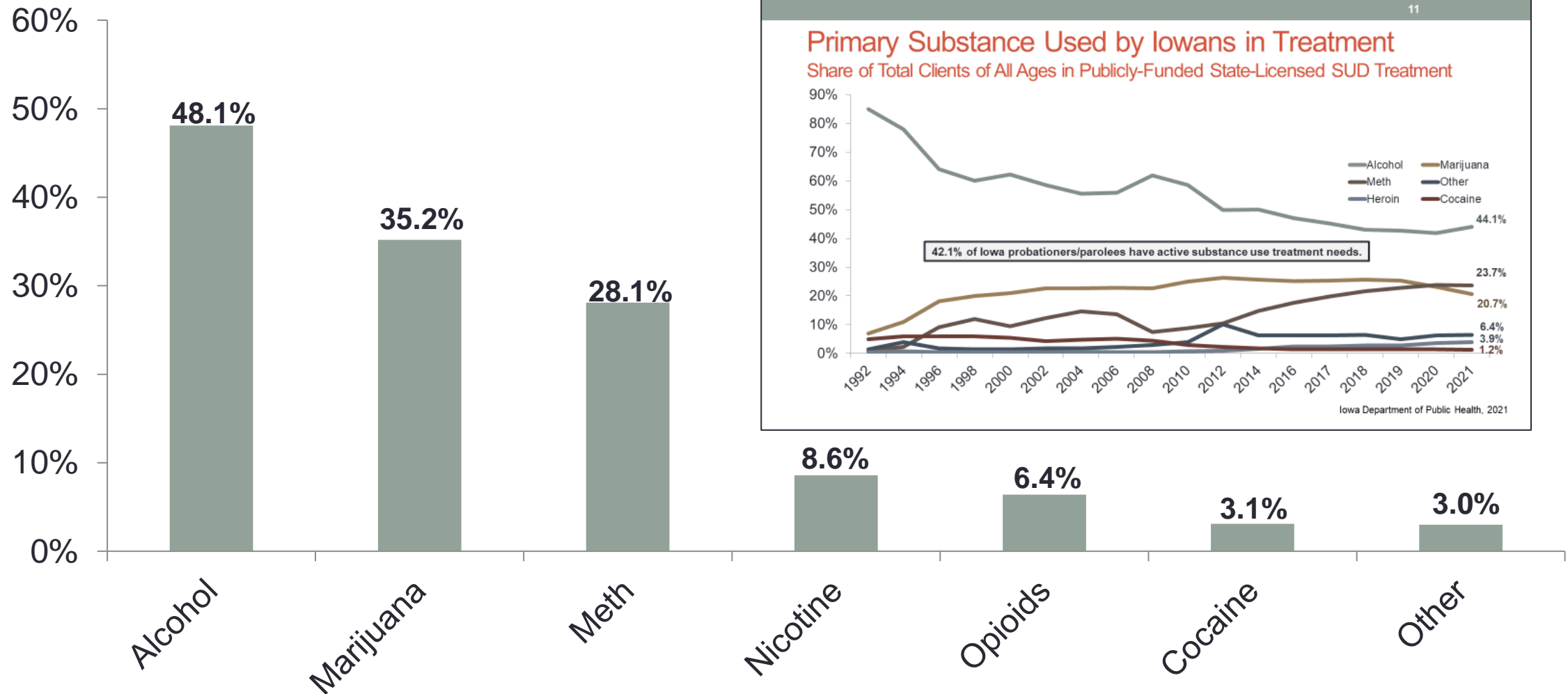
11th Grade Users, Last 30-Days

Since the pandemic's start, U.S. 8th, 10th & 12th graders report level or reduced substance use, except marijuana smoking & vaping, but more mental health symptoms (anxiety, anger, annoyance, boredom, sadness, loneliness, depression, etc.).
Monitoring the Future Survey, 2021



Substance Use by All Iowans Entering Treatment

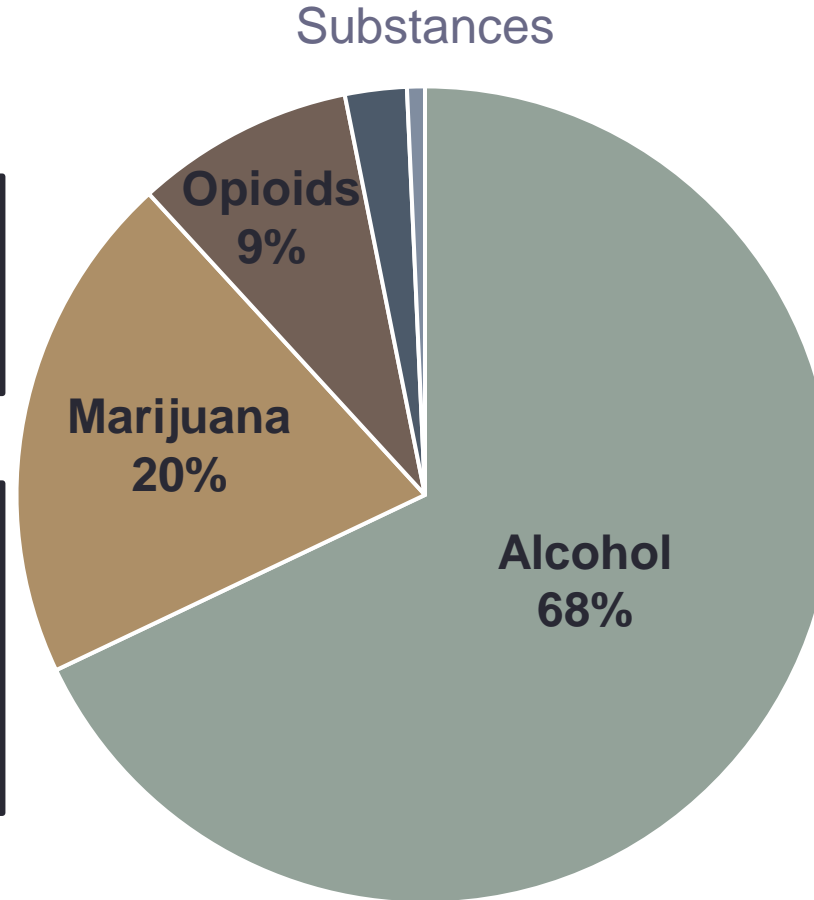
Past 30-Day Use Cited by Those Admitted to Substance Use Disorder (SUD) Treatment



(IHHS reporting changed in 2022. Previous trend data showed declining use of alcohol, rising use of meth, & nearly steady use of other substances.)

Iowa Substance-Related ED Visits & Poison Reports

Some Emergency Department Patients may have Presented Due to Polysubstance Use



Over 50% of Iowa poison exposure calls involved Rx, OTC & herbal drugs, led by pain relievers at #1.
Iowa Poison Control Center, 2022

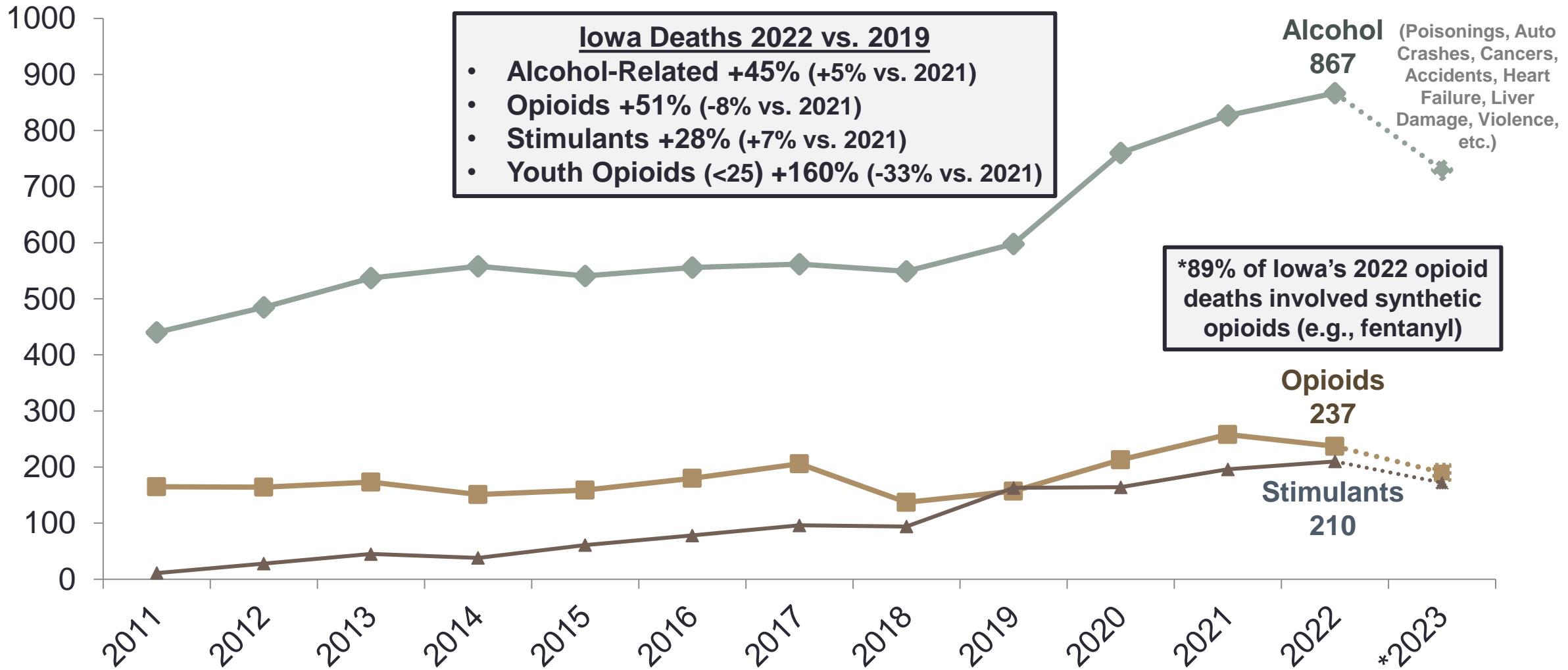
3,054 U.S. children under age 6 accidentally consumed marijuana edibles in 2021, up 1,375% vs. 2017, with 22.7% needing hospitalization & 8% requiring critical care.
National Poison Data System, 2022

Total Iowa substance-related hospital ED visits in 2021 = 32,120.
(+10.5% overall, +58% for marijuana vs. 2016)

■ Alcohol ■ Marijuana ■ Opioids ■ Cocaine ■ Amphetamines

Substance-Involved Deaths in Iowa

Alcohol, Opioids (including powerful combos) & Psychostimulants (e.g., Meth)



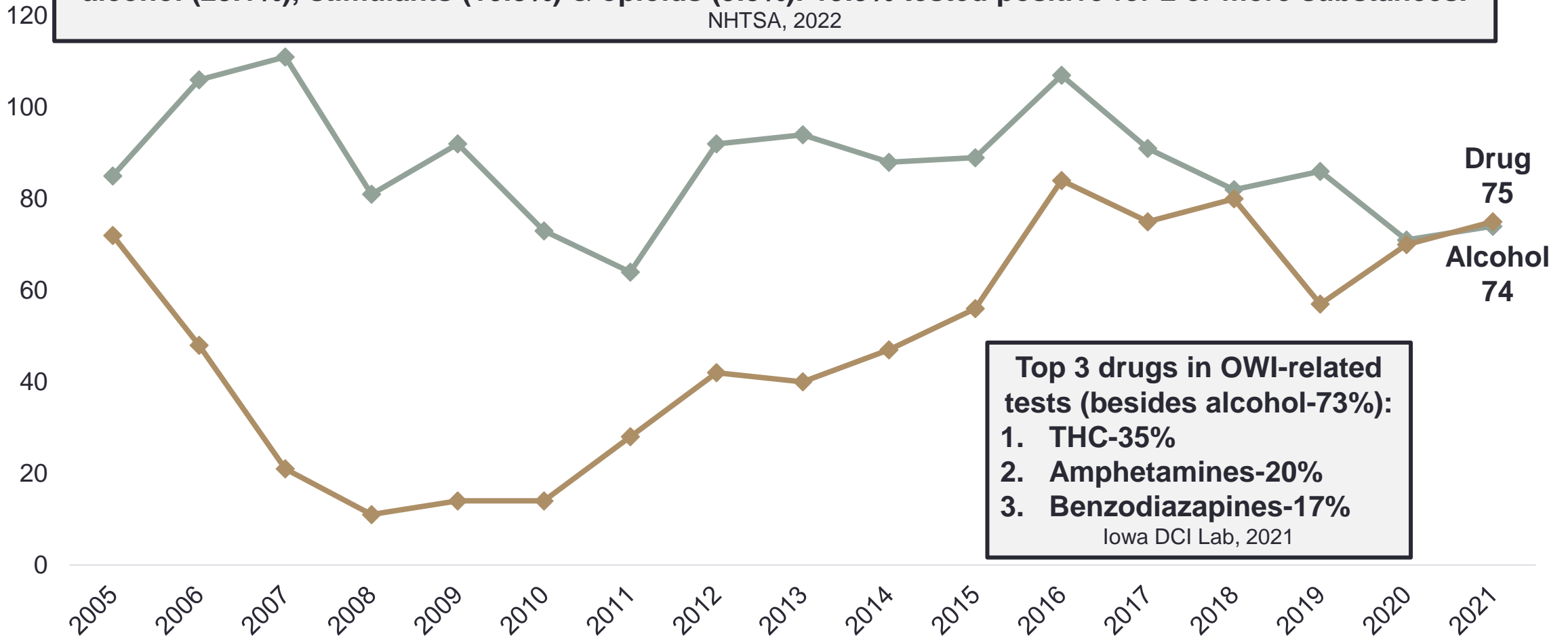
*2023 Projections via Preliminary Data through 6-30-23 (ME reports may lag)

Iowa Alcohol & Drug-Related Traffic Fatalities

Drug = # Drivers + for 1 or More Drugs (Some with Alcohol) Out of 356 Total Fatalities

Of those killed or injured in U.S. traffic crashes, 55.8% had 1 or more drugs or alcohol in their bloodstream, including 54+% of drivers. Cannabinoids (THC) were most common (25.1%), followed by alcohol (23.1%), stimulants (10.8%) & opioids (9.3%). 19.9% tested positive for 2 or more substances.

NHTSA, 2022



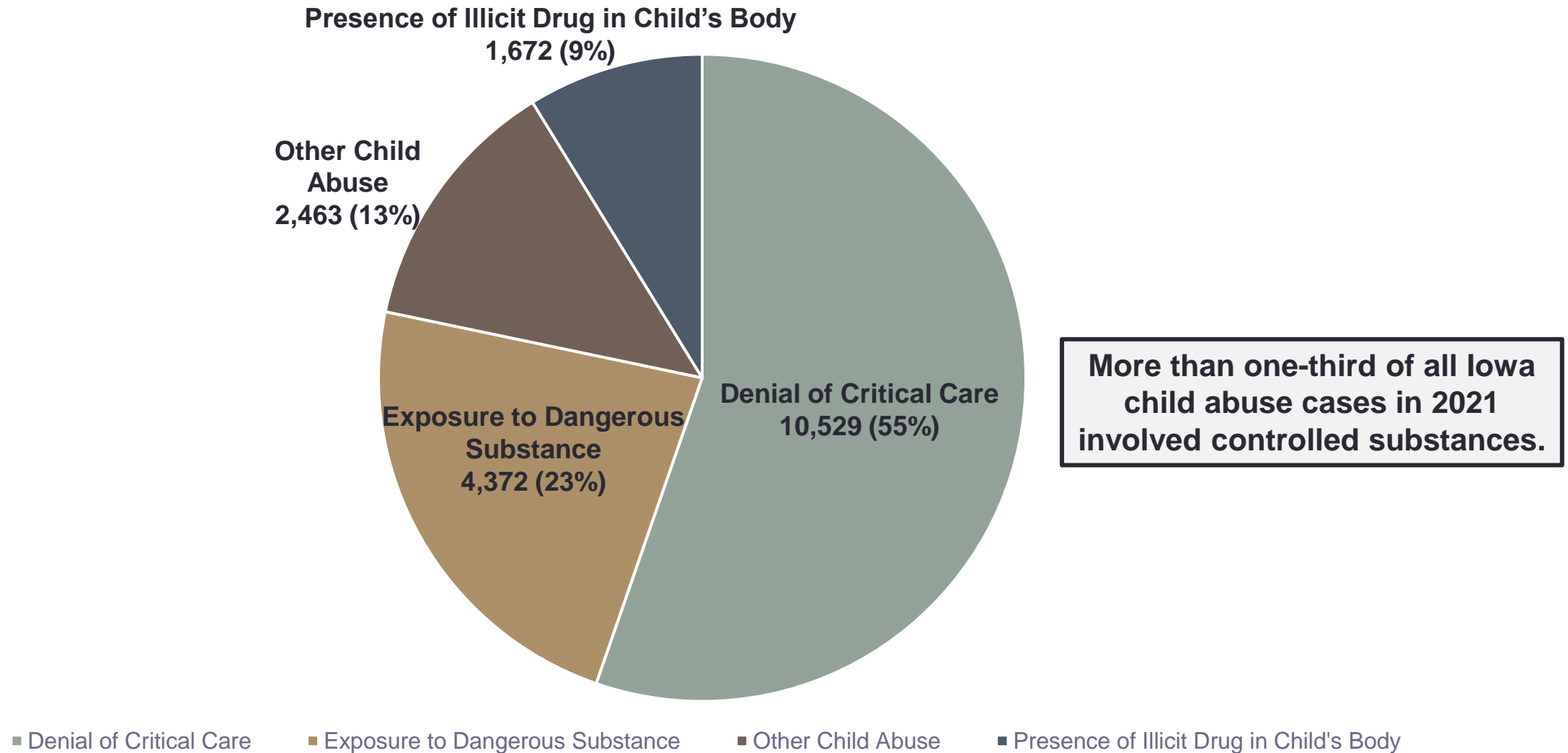
Top 3 drugs in OWI-related tests (besides alcohol-73%):

1. THC-35%
2. Amphetamines-20%
3. Benzodiazapines-17%

Iowa DCI Lab, 2021

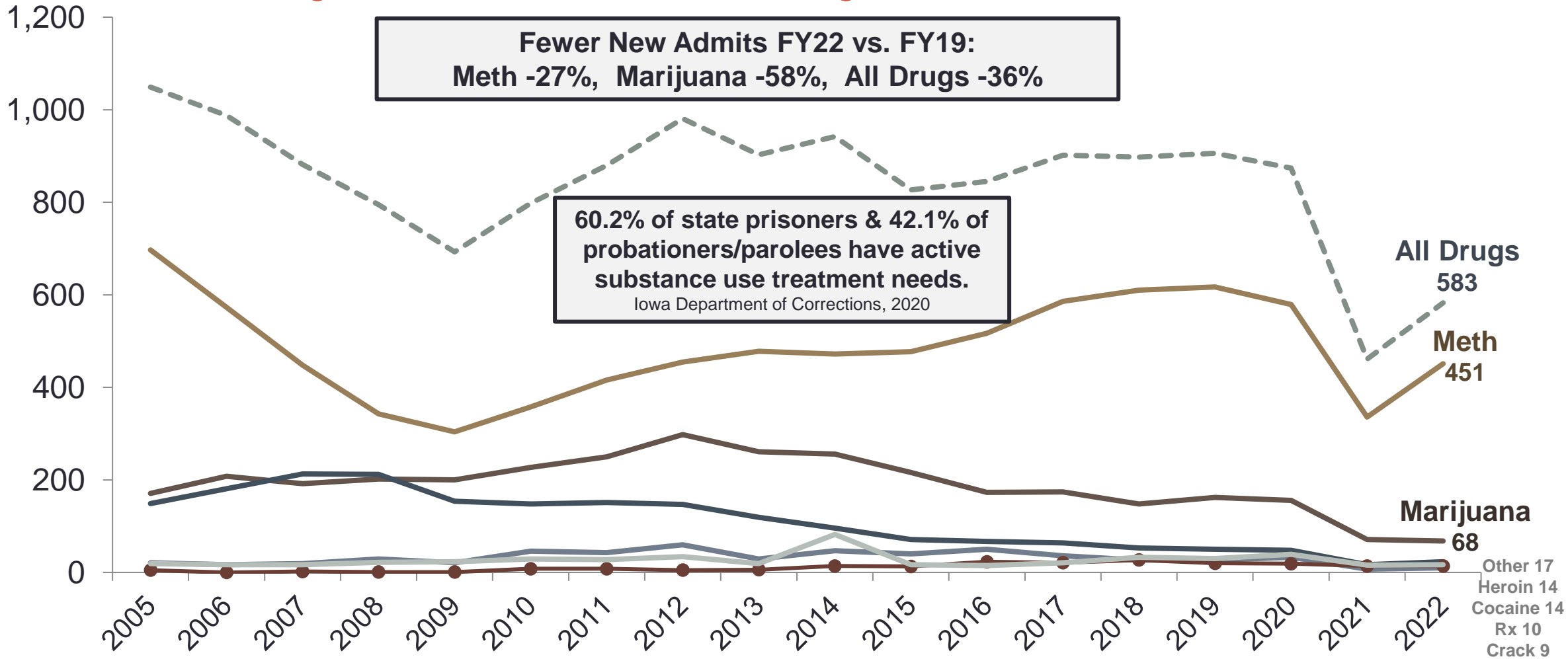
Iowa Child Abuse Cases, by Type in 2021

Confirmed or Founded Cases (Many “Denial of Critical Care” Cases Involve Substances)



Iowa “Drug-Related” Prison Admissions

Most Serious Drug Involved in New Admits through SFY 2022



Fewer New Admits FY22 vs. FY19:
Meth -27%, Marijuana -58%, All Drugs -36%

60.2% of state prisoners & 42.1% of probationers/parolees have active substance use treatment needs.
Iowa Department of Corrections, 2020

58% of state prisoners & 63% of jail inmates used drugs vs. 5% of general population.
USDOJ, Bureau of Justice Statistics, 2017

Other 17
Heroin 14
Cocaine 14
Rx 10
Crack 9

Iowa's Workplace

Sample of Positive Drug Tests Reported 2021 vs. 2001 (% of Total)

The U.S. workforce drug positivity rate hit a 16 year high in 2019, with increases in the Midwest in cocaine, meth & marijuana.

Meth:
Iowa 1.6% vs. US 1.1%

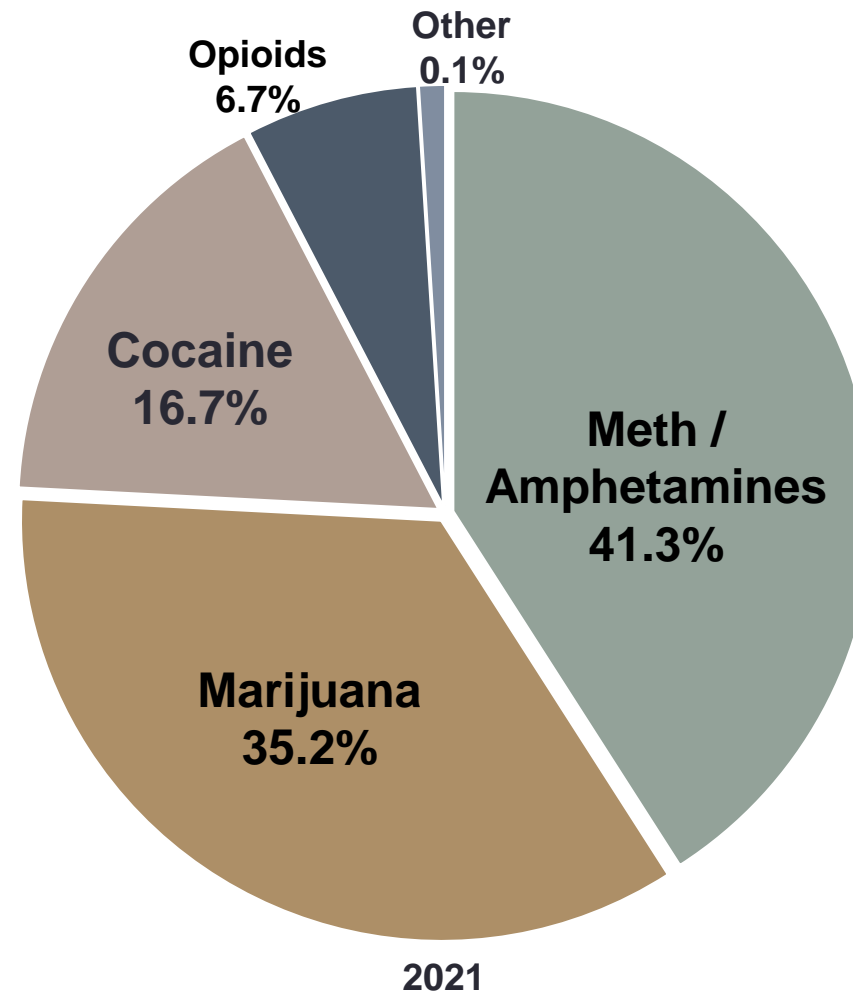
Cocaine:
Iowa 0.16% vs. US 0.26%

Marijuana:
Iowa 1.6% vs. US 2.5%

Opiates:
Iowa 0.2% vs. US 0.22%

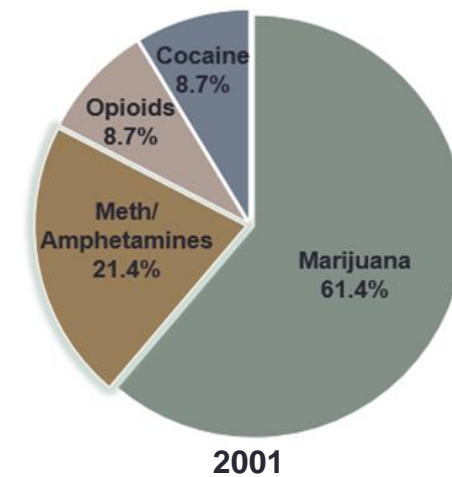
Overall:
Iowa: 3.9% vs. US 4.5%

2020 Quest Diagnostics



Among employed Americans during the final months of 2021, depression increased 87%, PTSD grew 54% & risk of addiction in men rose 80%.

American Health Policy Institute, et al., 2021

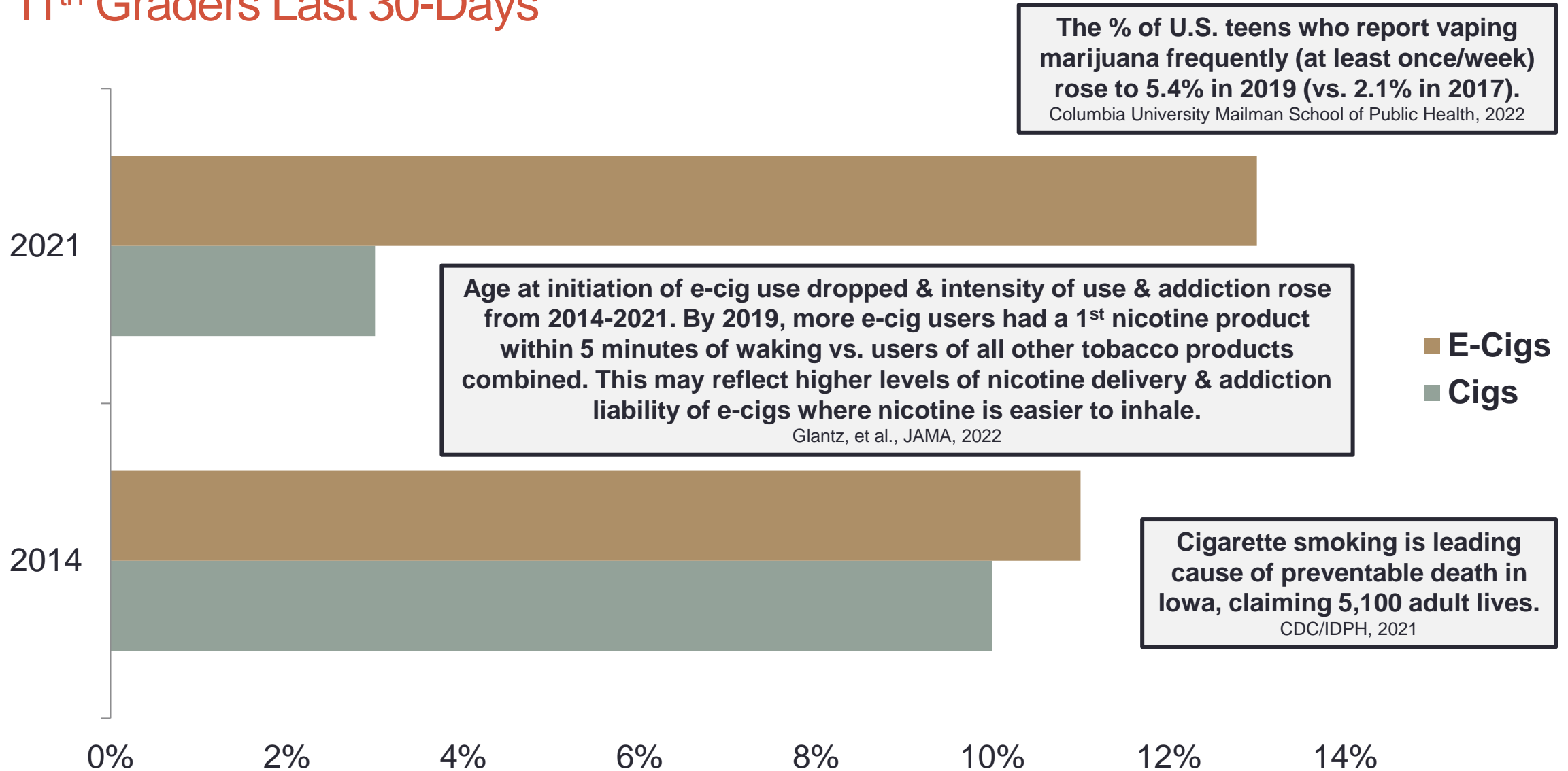


Alcohol & Tobacco/Nicotine



Iowa Youth Cigarette & E-Cigarette Use

11th Graders Last 30-Days



The % of U.S. teens who report vaping marijuana frequently (at least once/week) rose to 5.4% in 2019 (vs. 2.1% in 2017).
Columbia University Mailman School of Public Health, 2022

Age at initiation of e-cig use dropped & intensity of use & addiction rose from 2014-2021. By 2019, more e-cig users had a 1st nicotine product within 5 minutes of waking vs. users of all other tobacco products combined. This may reflect higher levels of nicotine delivery & addiction liability of e-cigs where nicotine is easier to inhale.
Glantz, et al., JAMA, 2022

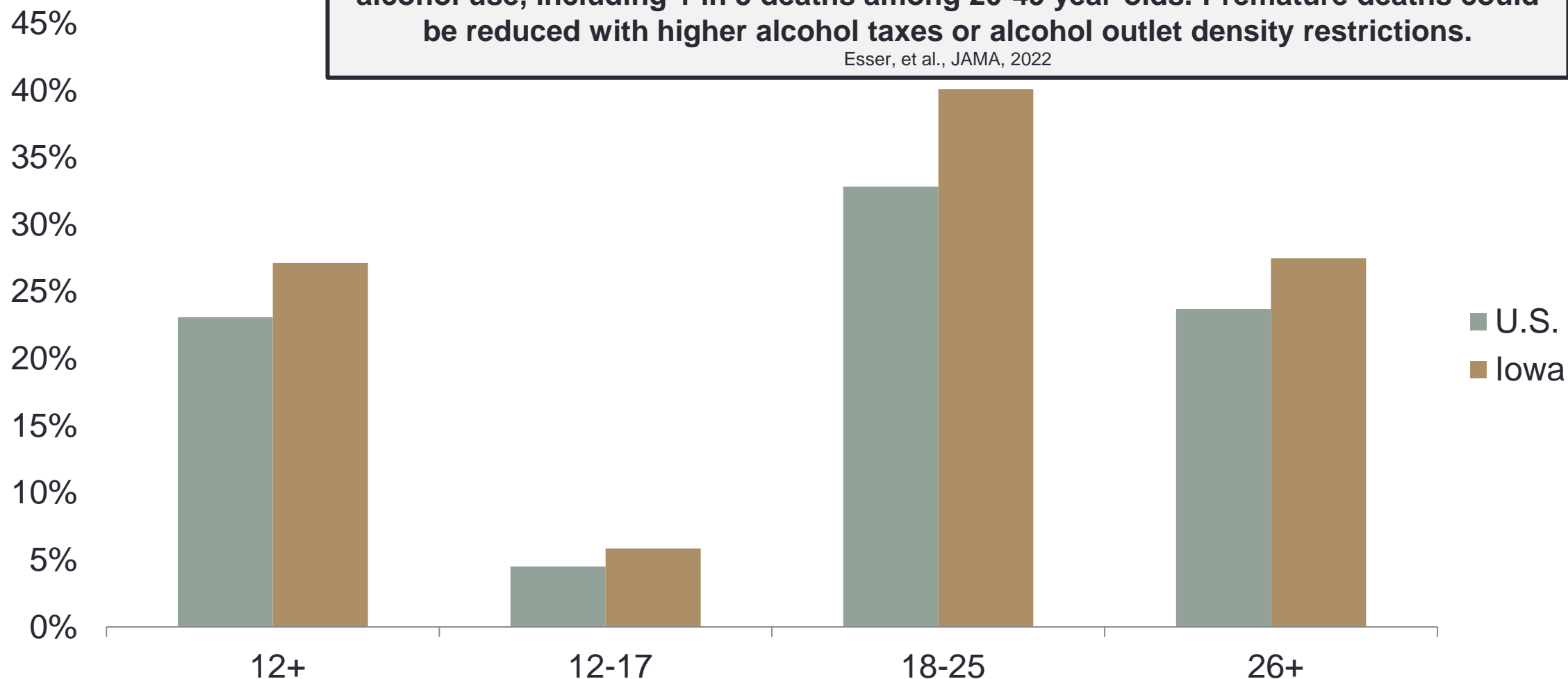
Cigarette smoking is leading cause of preventable death in Iowa, claiming 5,100 adult lives.
CDC/IDPH, 2021

Current Binge Drinking

Last 30-Days

An estimated 1 in 8 total deaths among 20-64 year old US adults was due to excessive alcohol use, including 1 in 5 deaths among 20-49 year-olds. Premature deaths could be reduced with higher alcohol taxes or alcohol outlet density restrictions.

Esser, et al., JAMA, 2022

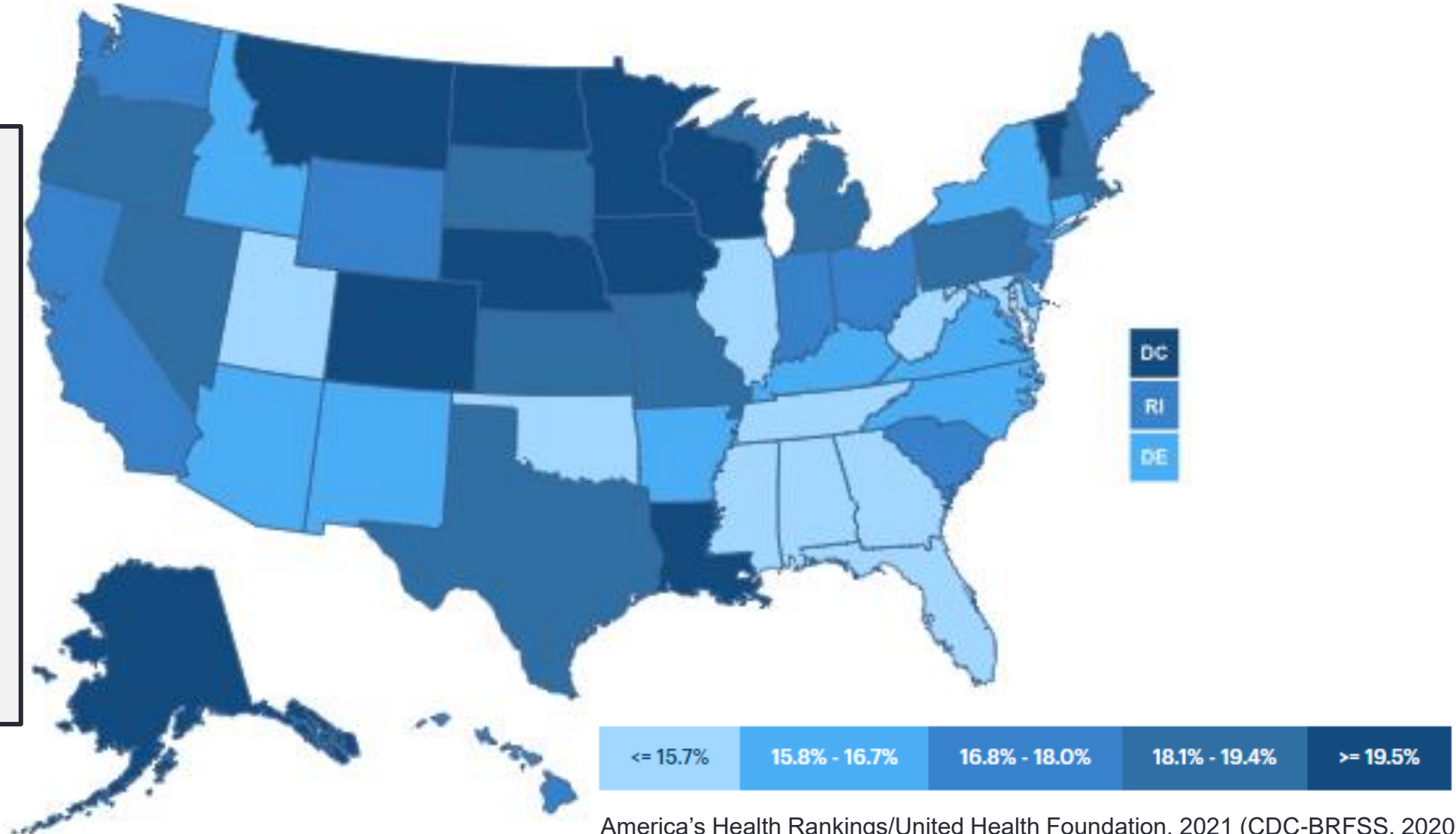


Excessive Drinking: Iowa Ranks 2nd Among U.S. States

22.8% of Iowa Adults Report Binge or Heavy Drinking

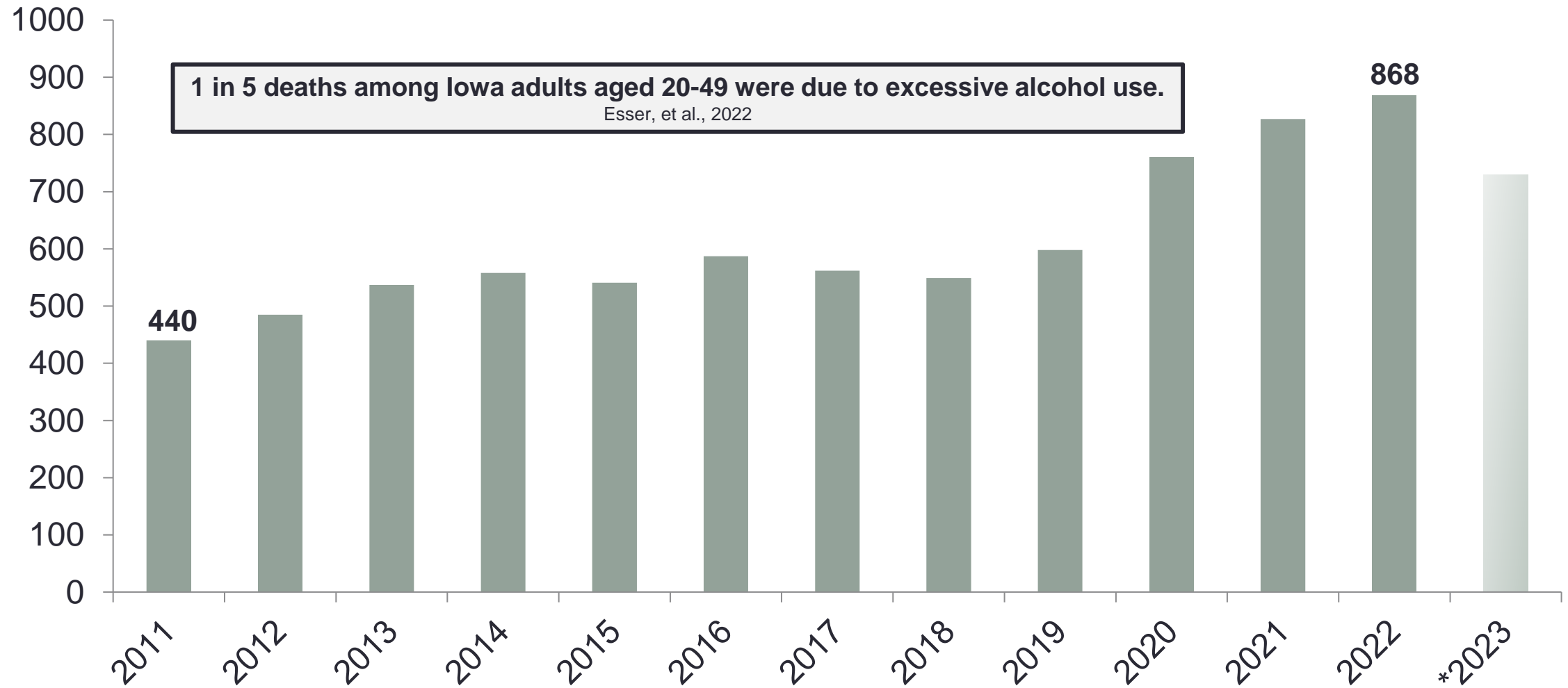
AHR Definitions:

- **Binge:** Multiple drinks on one occasion in last 30 days (4/more for females, 5/more for males).
- **Heavy:** Multiple drinks/week (8/more for females & 15/more for males).



Iowa Alcohol-Related Deaths

As a Contributing Factor

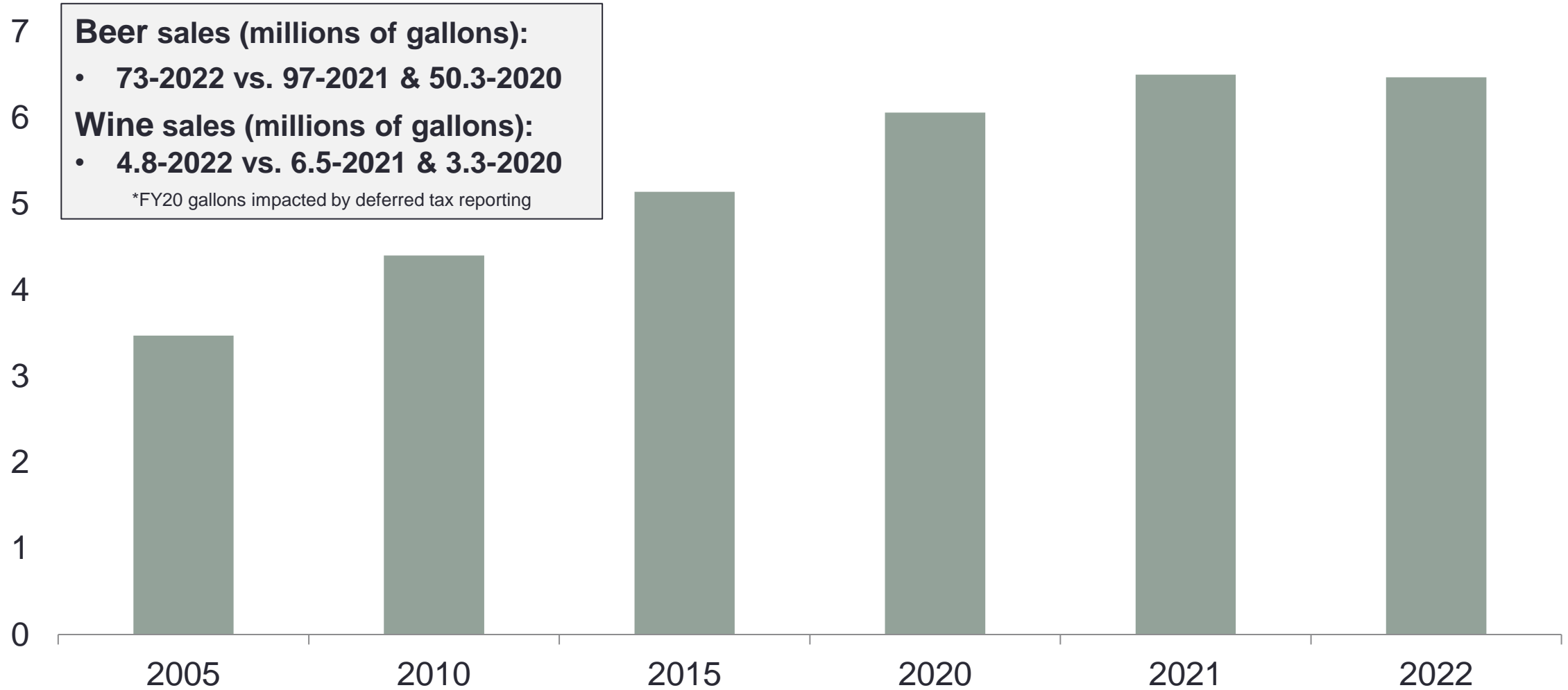


*2023 Projections via Preliminary Data through 6-30-23 (ME reports may lag)

Iowa Department of Health & Human Services, 2023

Iowa Distilled Spirits (Liquor) Sales

Millions of Gallons



Beer sales (millions of gallons):

- 73-2022 vs. 97-2021 & 50.3-2020

Wine sales (millions of gallons):

- 4.8-2022 vs. 6.5-2021 & 3.3-2020

*FY20 gallons impacted by deferred tax reporting

Annual Costs of Excessive Alcohol Consumption in Iowa

Estimate based on 2010 CDC National/State Data = \$1.934 billion

Health


- Hospital, specialty, ambulatory, nursing home care
- Drugs/services
- Fetal alcohol syndrome
- Prevention & research
- Training
- Health insurance administration

Lost Productivity

- Impaired at work, home, hospital care facilities
- Absenteeism
- Mortality
- Incarceration of perpetrators
- Crime victims

Other

- Victim property damage
- Criminal justice/corrections
- Criminal justice/private legal
- Alcohol-related crimes
- Violent & property crimes
- Motor vehicle crashes
- Fire losses
- Special education



THC

Marijuana in Iowa

Health & Public Safety Issues

“Medical”

“Extracts” “CBD, THC, et al.” “Concentrates”

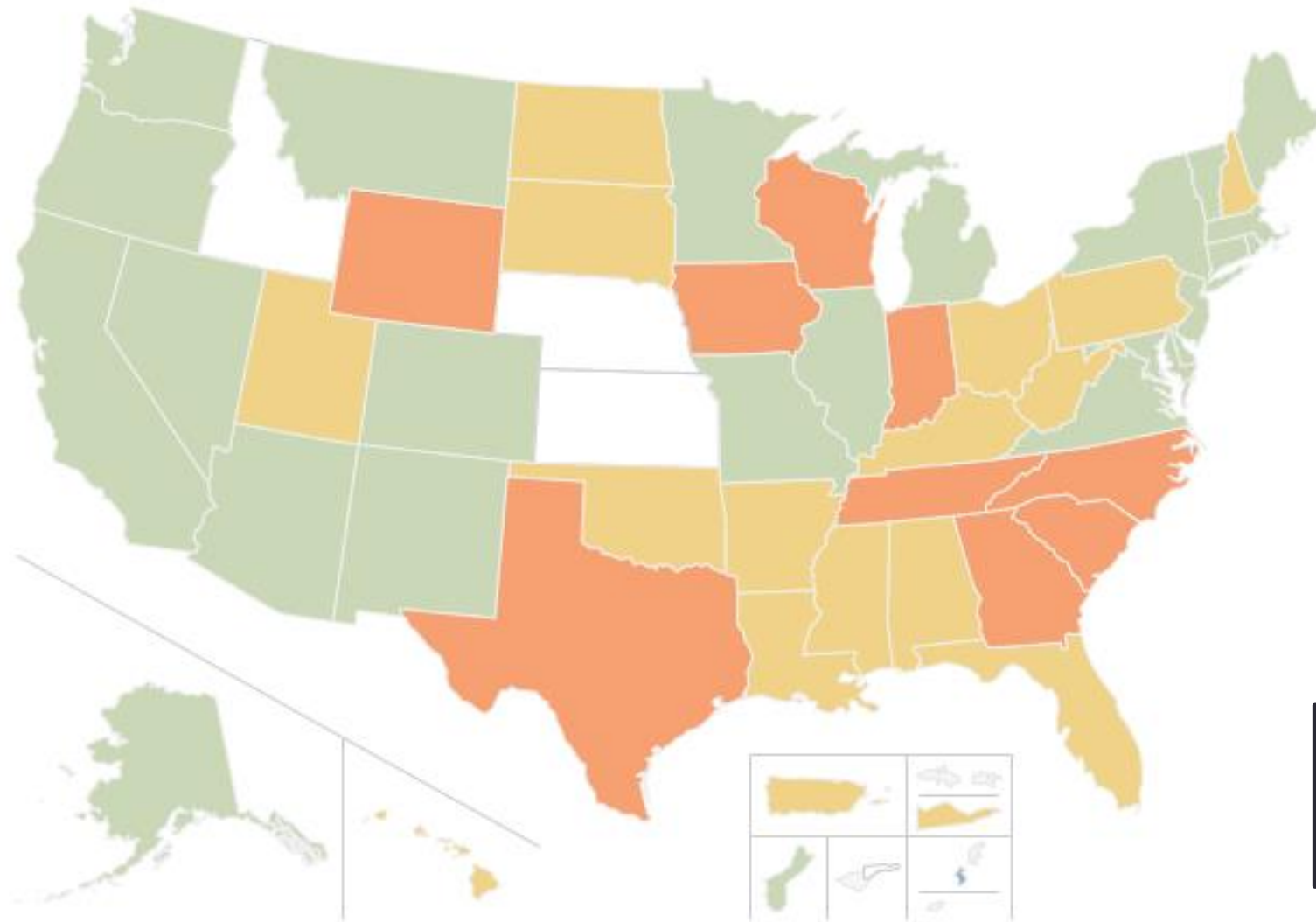
“Cannabis” “Hemp”

“Adult Use”

“Criminalization”

“Legalization”

Marijuana Laws Across the U.S.



- 3 No public cannabis access program
- 23 Adult & medical use regulated program
- NA Adult use only, no medical regulated program
- 15 Comprehensive medical cannabis program
- 9 CBD/low THC program

*Illegal per federal law (except hemp)

**14 of 15 states with highest
12+ past month usage
legalized marijuana.**

NSDUH/NCSL, 2020/2022

**Youth 12-20 were more likely to
become cannabis users in legal
marijuana states vs. others.**

University of California-San Diego, 2022

Marijuana Legalization

Key Health & Public Safety Lessons/Questions from Other States.

1. Expanding THC potency & youth access, including to THC vaping devices.
2. More marijuana misuse, dependency, addiction, psychosis & suicide attempts by marijuana users...including by teens.
3. Increasing use of other substances by marijuana users, & related diseases.
4. More marijuana-related traffic crashes & deaths.
5. More child poisonings from THC-infused edibles, second-hand smoke, etc.
6. Increasing marijuana-related hospital ED visits, & associated costs.
7. More marijuana use & impairment in the workplace.
8. Disproportionate harm to low-income areas & communities of color.
9. A thriving black market of marijuana trafficking & associated criminal activity.
10. The Big Question: Is greater access to a growing number of increasingly potent marijuana products good for the health & safety of lowans?

Lessons of Legalization

Growing Body of Health & Safety Research

Residents of legalization states use marijuana 24% more often than those in other states.

University of Colorado, 2022

People who use high-potency marijuana are more likely to experience addiction or psychotic disorders.

The Lancet Psychiatry/University of Bath, 2022

Patients with medical cannabis authorization have a higher risk of ED visits or hospitalizations for depression.

Yana, et al., 2023

Legalization may be associated with higher alcohol use.

Macha, et al./JAMA 2022

CA cannabis-related ED visits by those over age 65 rose 1,804% in 2019 vs. 2005, & the highest rate was among Black adults.

Han, M.D., et al., 2023

Opioid deaths increased more where marijuana was legalized, including in all major races/ethnicities, and especially in blacks.

Bleyer, Barnes, Finn/Journal of the National Medical Association, 2022

Daily marijuana users: 34% more likely to develop heart disease.

American College of Cardiology, 2023

3,054 U.S. children under age 6 accidentally consumed marijuana edibles in 2021, up 1,375% vs. 2017, with 22.7% needing hospitalization & 8% critical care.

National Poison Data System, 2022

Attempted suicides by marijuana users rose an average of 17%/year in the U.S. from 2009-2021, with recent increases greatest among children & females.

Washington State University, 2023

Medical & recreational marijuana legalization were associated with increased suicide-related mortality in female youth, plus males & females ages 14-16.

Hammond, et al./Journal of the American Academy of Child & Adolescent Psychiatry, 2023

Infant deaths in 1st year after life were greater among those with maternal cannabis use disorder vs. those without (1.0% vs. 0.4%).

Bandoli, et al., 2023

Cannabis use disorder was associated with a higher risk of depression & bipolar disorder.

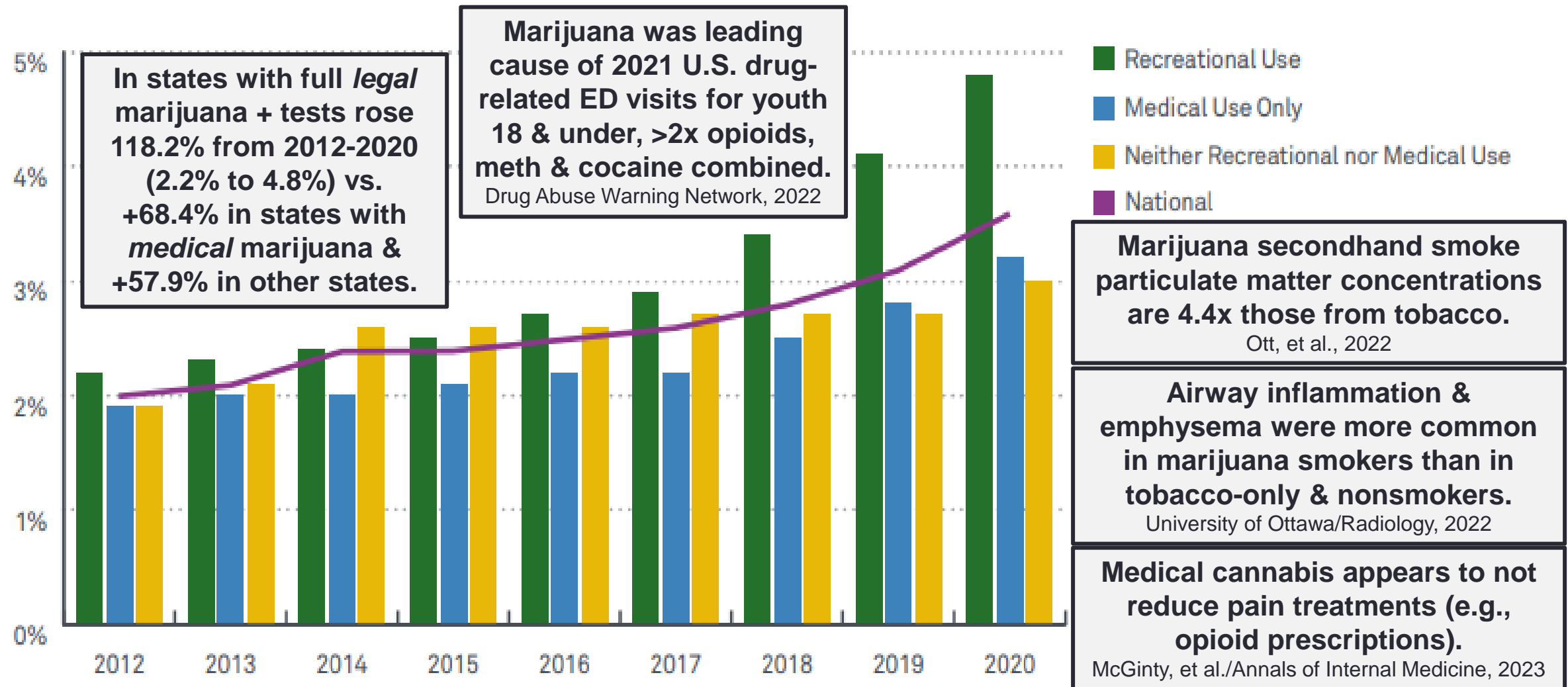
Hougaard, et al./JAMA Psychiatry, 2023

Traffic crash rates in states after marijuana legalization rose 5.8% for injury crashes & 4.1% for fatal crashes.

Farmer, et al./Journal of Studies on Alcohol & Drugs, 2022

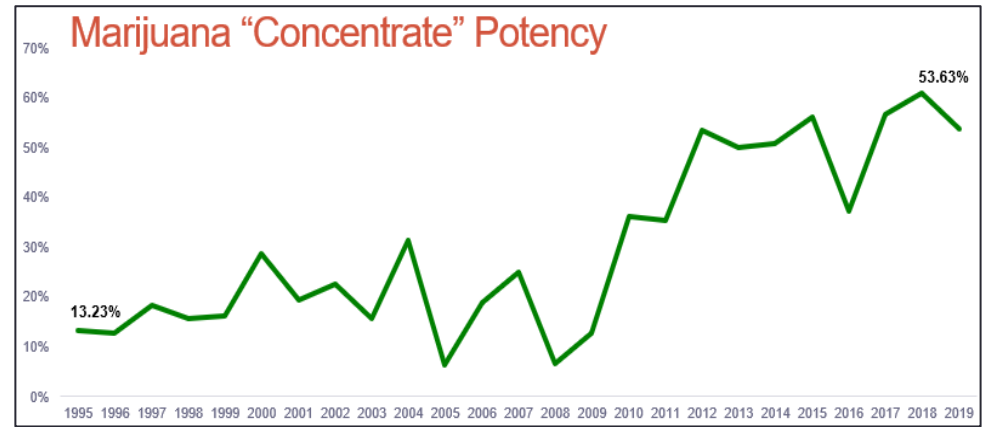
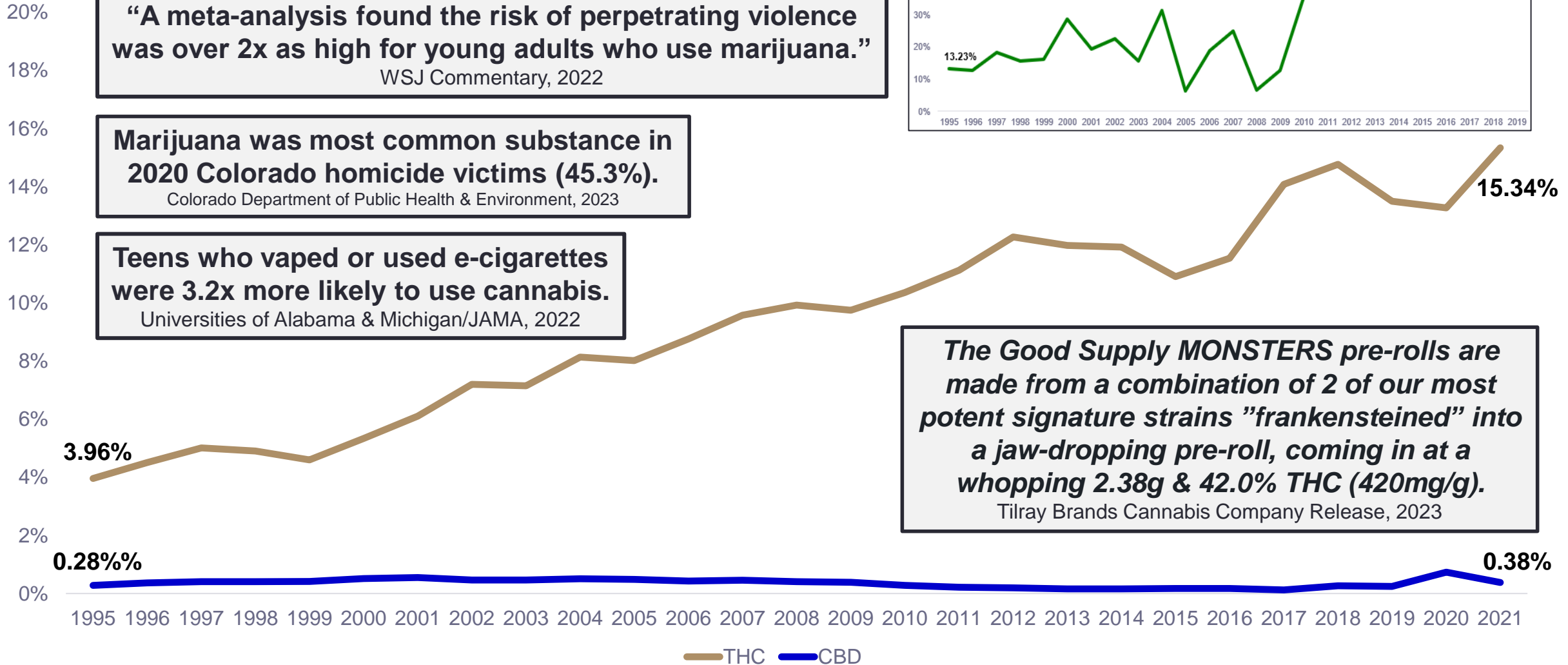
Workplace: Marijuana Positivity by State Legal Status

% of 5 Million Drug Tests Among General U.S. Population in 2020



Marijuana's Increasing Potency

Average THC & CBD Levels



Concentrates: "Not Yesterday's Weed"

Growing # of More Potent Substances & Infused Products (THC, CBD, et al.)



Butane Hash Oil (BHO)

Register HOME NEWS SPORTS USA TODAY JOBS ARCHIVES MORE

Des Moines area man arrested in Nebraska with hundreds of vape cartridges filled with THC oil



FDA Warns Consumers About Accidental Ingestion by Children of Food Products Containing THC



The New York Times More Young Kids Are Getting Sick From Cannabis Edibles

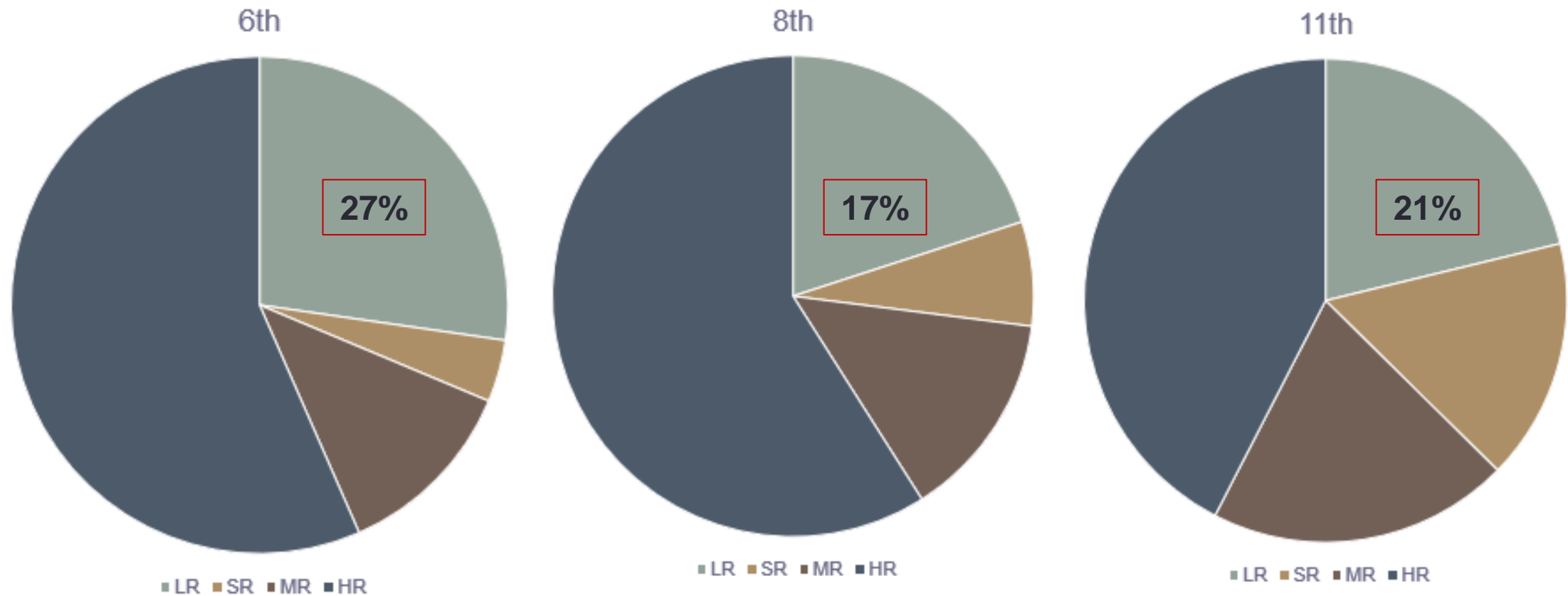
As states legalize cannabis, a growing number of children are inadvertently consuming marijuana-infused foods.



Cannabis "exposure" calls nearly doubled since Illinois legalized marijuana, due mostly to edibles.
Illinois Poison Center, 2022

Iowa Youth Perception of Marijuana Risk

Over 1 in 4 Iowa 6th Graders See “Little or No Risk” (LR) with Regular Marijuana Use



Medical *Derivatives & Extracts* of Cannabis

Marinol, Syndros (Dronabinol) & Cesamet (Nabilone):

FDA-approved synthetic cannabinoids—containing THC & CBD—legally available as prescription pills to treat cancer chemotherapy nausea & appetite loss.



Sativex (mouth spray):

A product with 2 cannabinoids extracted from the cannabis plant failed FDA-authorized tests for cancer pain, but is undergoing clinical study for spasticity & other treatments.



Placebo, possibly influenced by positive media attention & wide dissemination, contributes significantly to pain reduction seen in cannabinoid trials.

Gedin, et al./JAMA, 2022

Epidiolex (oral liquid)

Contains the non-psychoactive cannabis extract Cannabidiol (CBD).

Recently approved by the FDA & reclassified as a Schedule V controlled substance by the DEA after clinical trials, this Rx product is now available in pharmacies.



Iowa “Medical Cannabidiol” (mCBD):

State law authorizes products regulated by the Iowa Department of Public Health, in consultation with an advisory board consisting mostly of medical professionals, to be used by qualified patients for eligible conditions.



Other Cannabis Products (ABCs of THC, CBD, et al.)

- 2018: New federal Hemp Act was enacted, legalizing products with less than 0.3% THC content.
- 2019: Iowa Hemp Act was enacted.
- 2020: Iowa Hemp Act was amended to legalize “consumable hemp” products (e.g., OTC CBD) in Iowa, as long as such products are not inhaled.
- 2022: Iowa Hemp THC limits redefined to apply to new cannabinoids too.
- Aside from “hemp” exceptions, the FDA has approved only one CBD product—Epidiolex—available as an Rx to treat 2 forms of severe epilepsy.
- Otherwise, it’s illegal federally to market CBD by adding it to a food, label it as a dietary supplement, or market it with unproven medical claims.

Lab Study: Over 50% of Hemp Delta-9 Products Are Mislabeled, and Get You Higher Than Cannabis

Oracle, April 2022

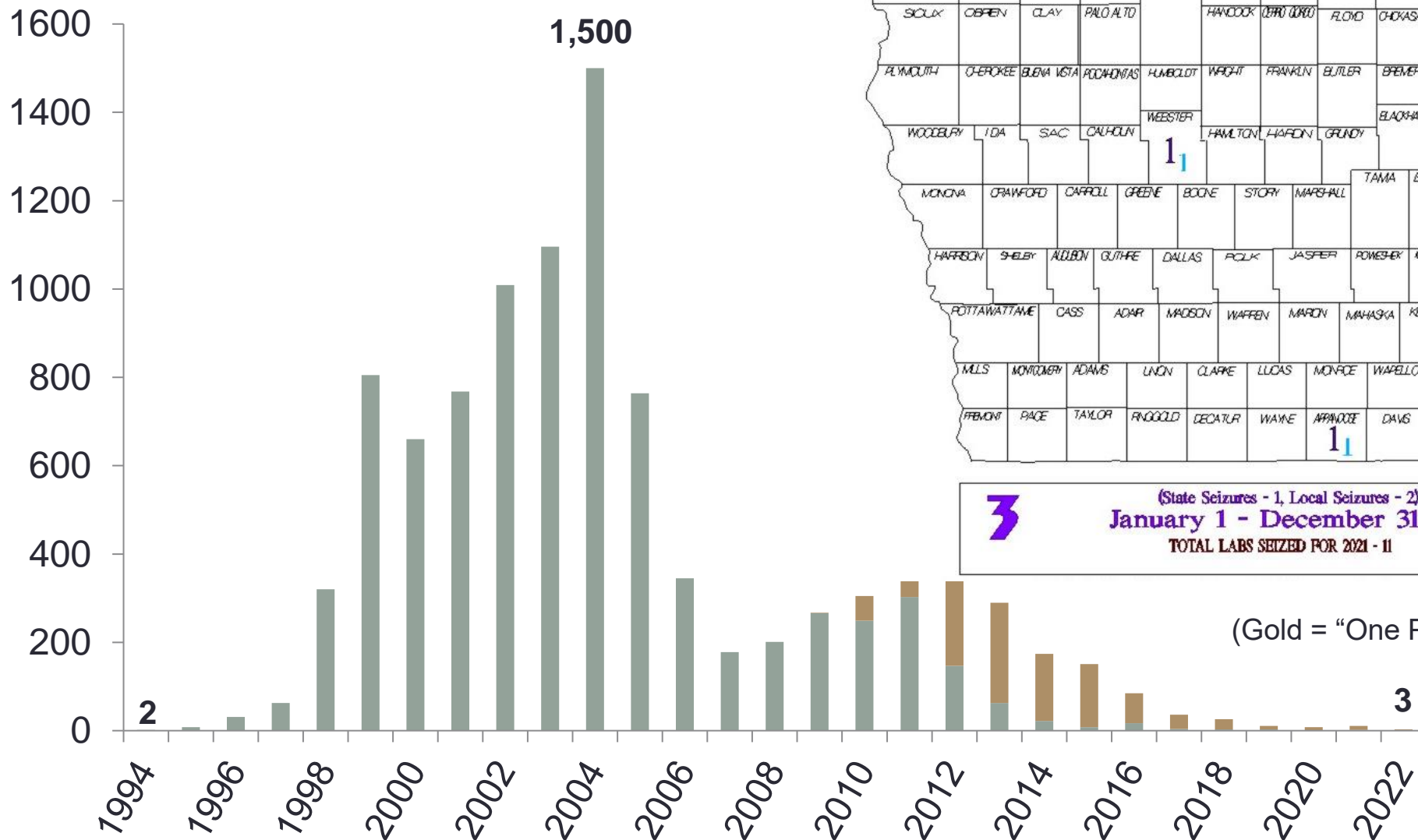
****Other Cannabinoids:***

THC-A, THCV, THCP, Δ-8 & Δ-10 THC, CBG, CBG-A, CBN, CBDP, HHC, THC-O Acetate...

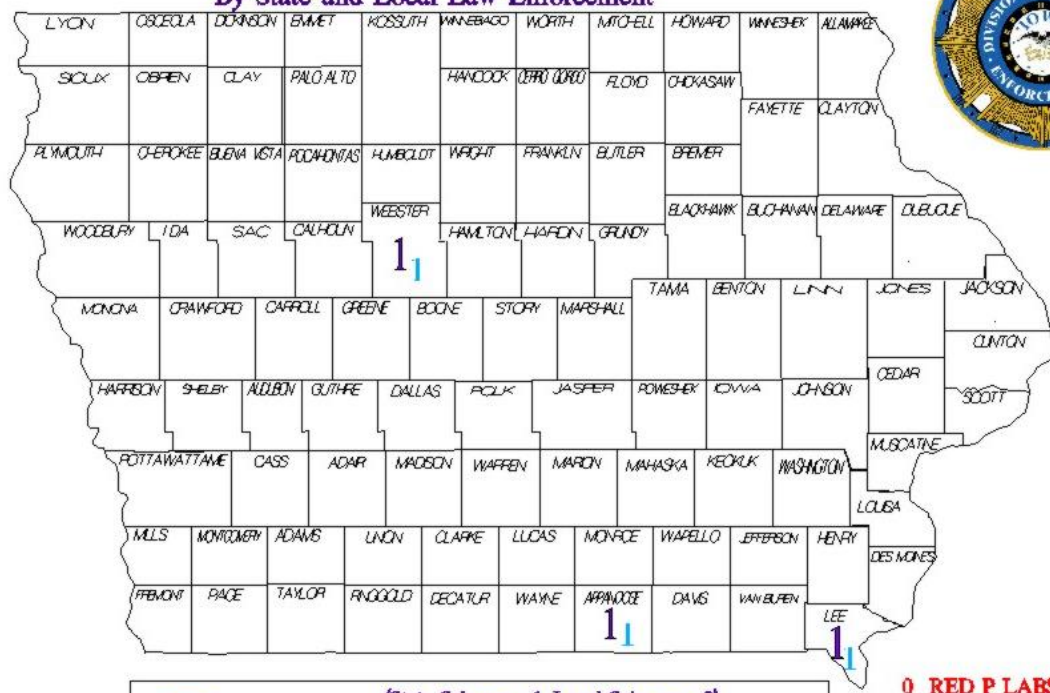
Meth



Iowa Meth Labs



2022
Clandestine Laboratories Seized
By State and Local Law Enforcement

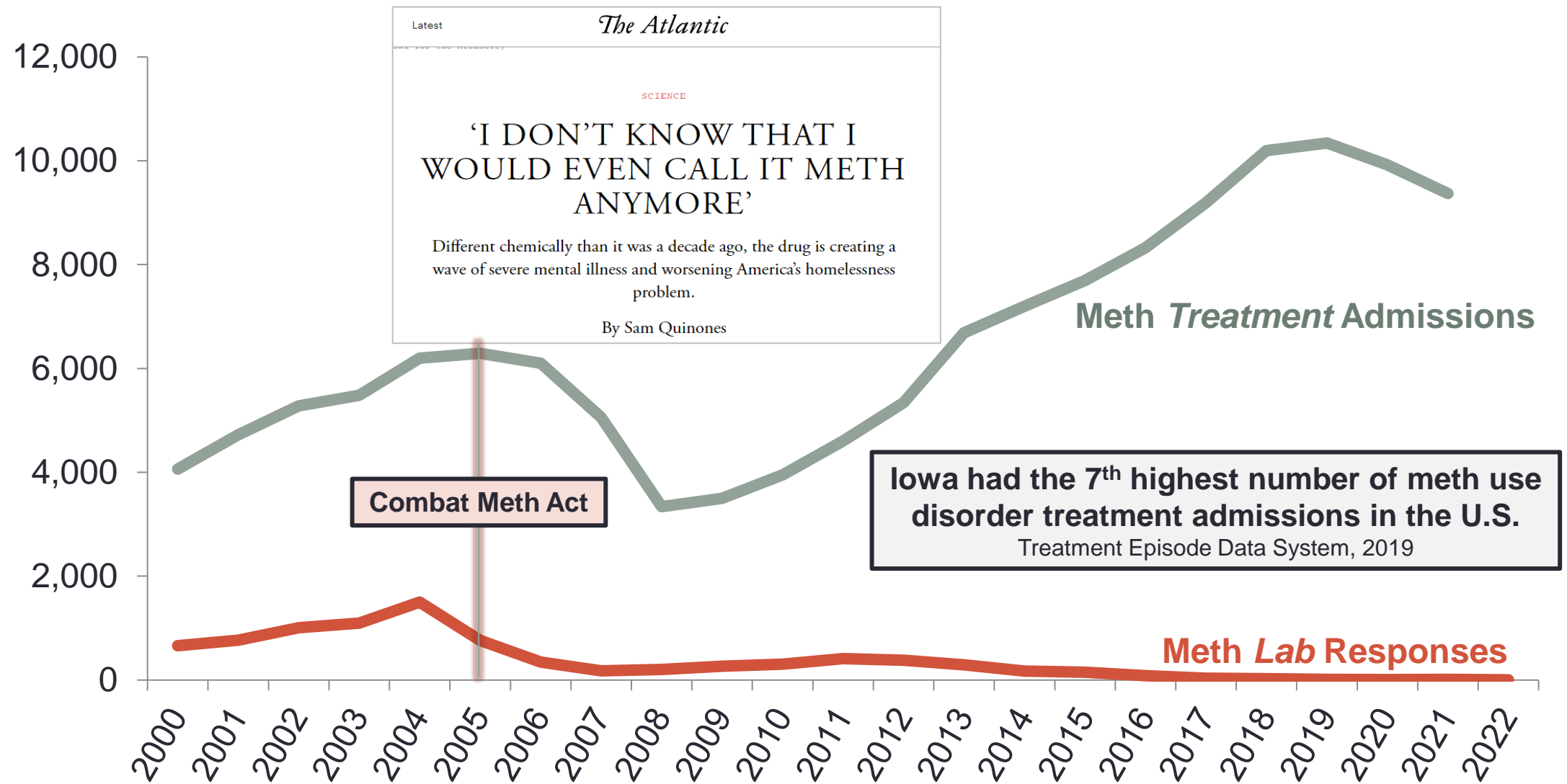


3 (State Seizures - 1, Local Seizures - 2)
January 1 - December 31, 2022
TOTAL LABS SEIZED FOR 2021 - 11

0 RED P LABS
3 ONE POT LABS
3 Child affected by clan labs
(DNE stats only)

(Gold = "One Pot" Labs)

Iowa Meth Trends: External Supplies Fuel More Use

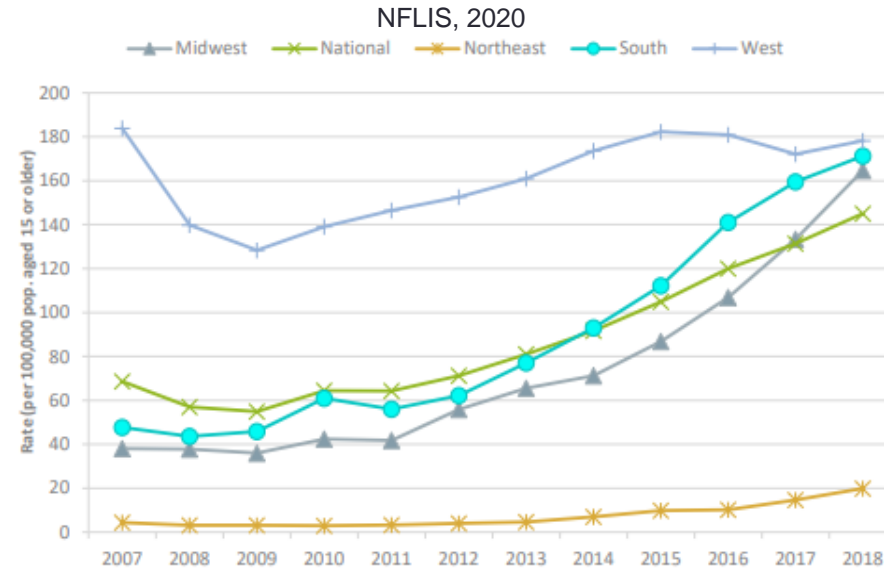


Rising Tide of Meth in U.S.

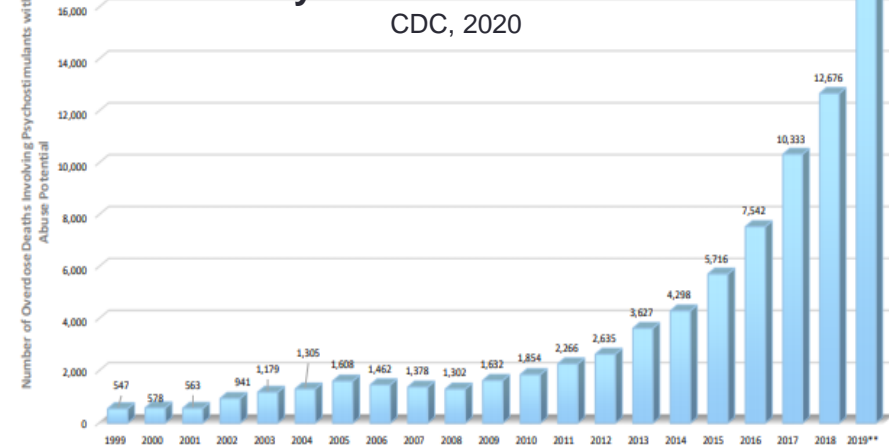


Oct. 14, 2020: Largest domestic meth seizure in DEA history—2,224 lbs.—announced in LA.

U.S. Law Enforcement Meth Seizures

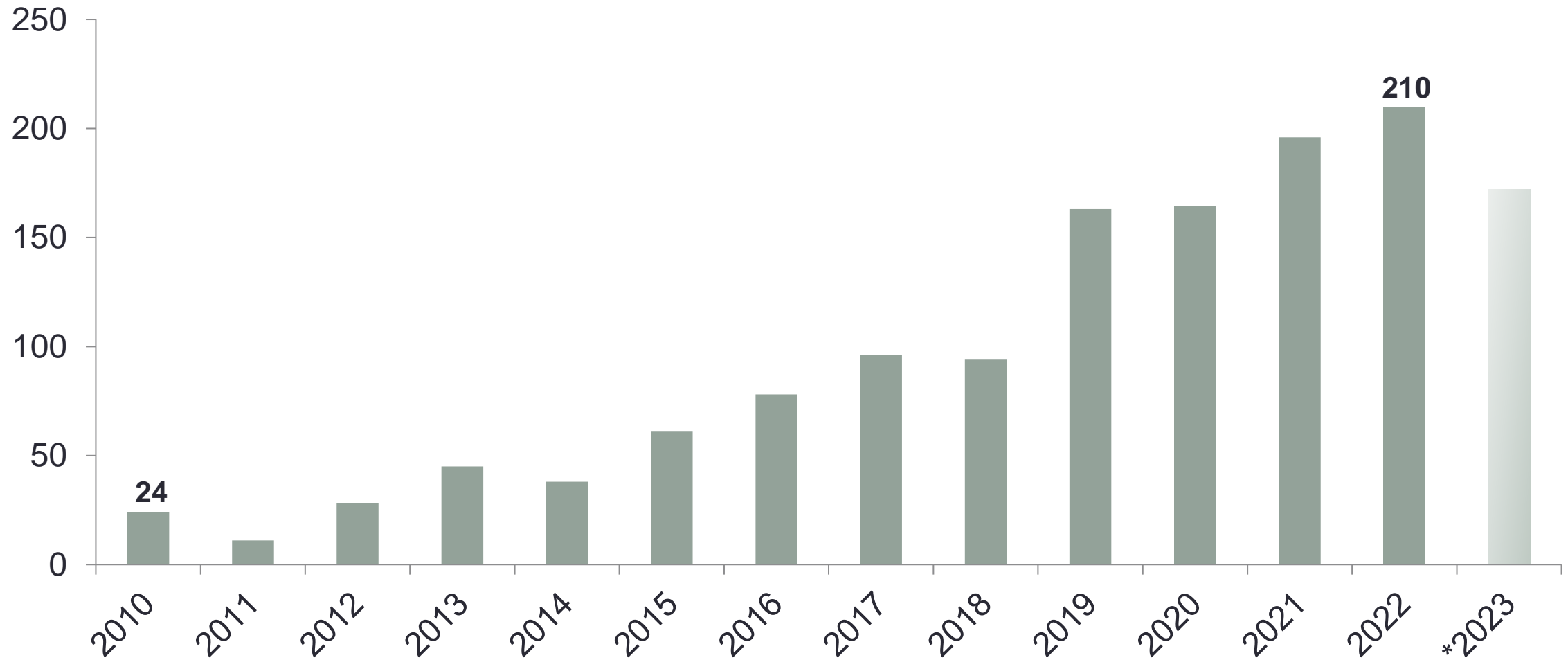


U.S. Psychostimulant OD Deaths



Iowa Psychostimulant-Related Deaths

As a Contributing Factor



*2023 Projections via Preliminary Data through 6-30-23 (ME reports may lag)

Iowa Department of Health & Human Services, 2023

Opioids

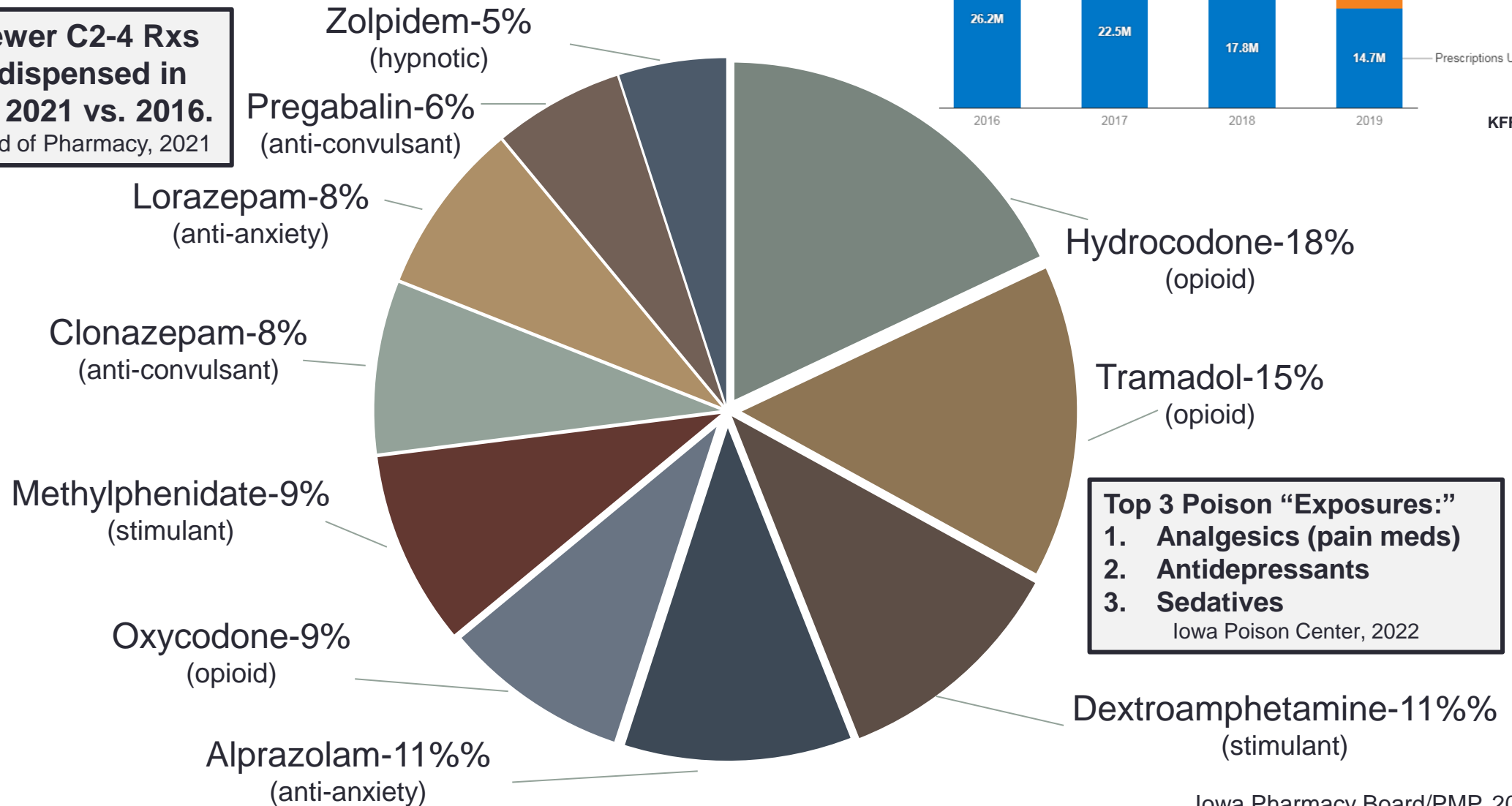
- Rx
- Heroin
- **Illicit Synthetics**
(fentanyl analogs, etc.)



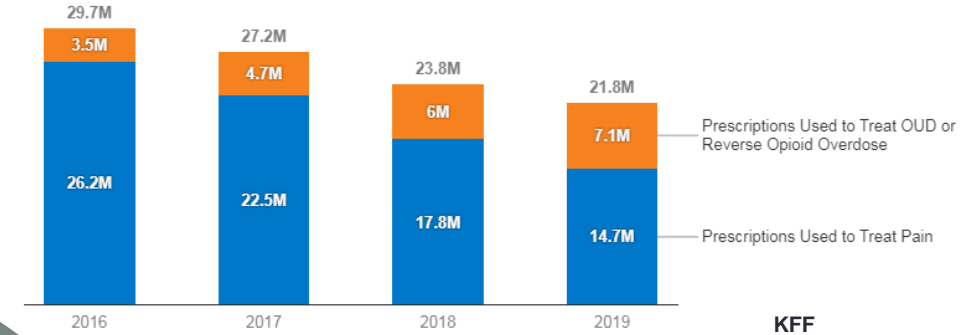
Top Rx Controlled Substances

2021 Iowa Prescription Monitoring Program

**17% fewer C2-4 Rx
were dispensed in
Iowa in 2021 vs. 2016.**
Iowa Board of Pharmacy, 2021

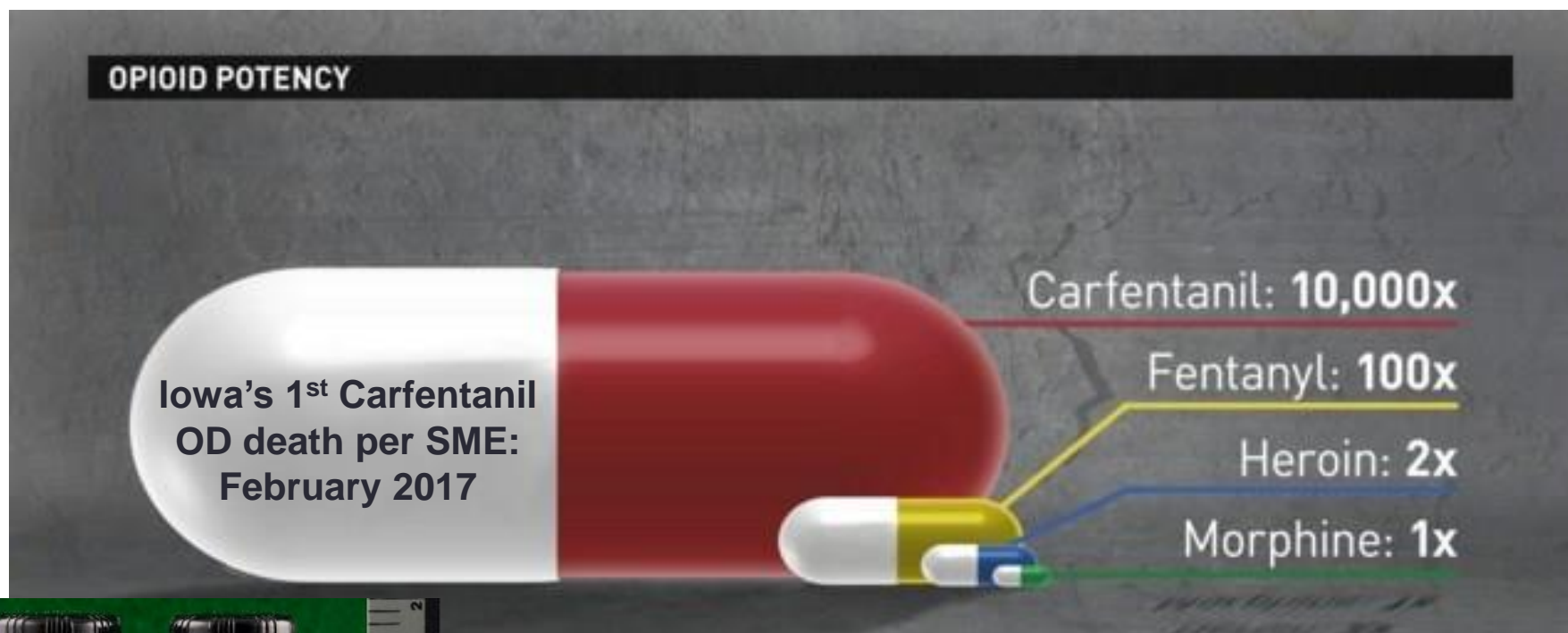


Number of Medicaid Outpatient Prescriptions for Opioids, 2016-2019



Top 3 Poison "Exposures:"
 1. Analgesics (pain meds)
 2. Antidepressants
 3. Sedatives
 Iowa Poison Center, 2022

Illicit Synthetic Opioids: Less is More

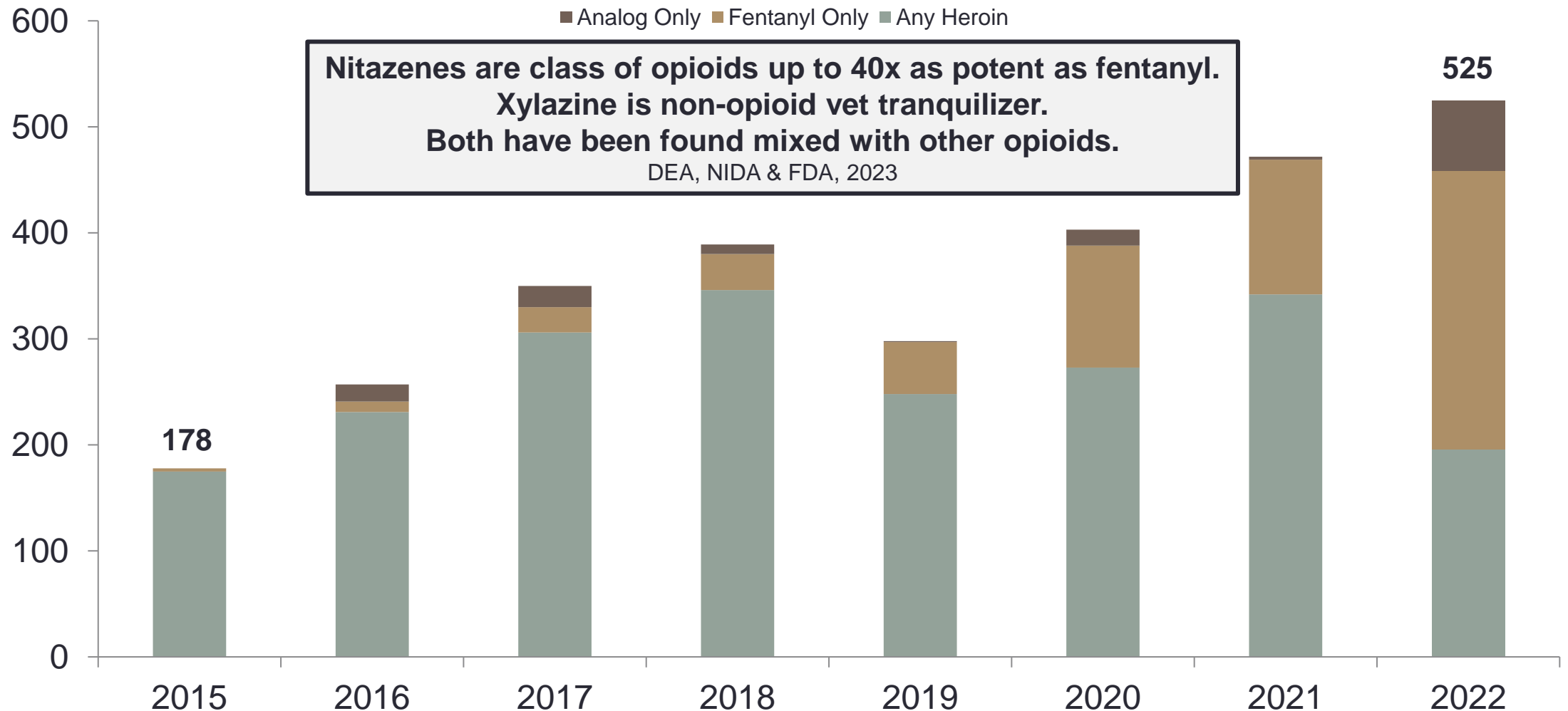


Often mixed with heroin, illicit *synthetic opioids* (e.g., fentanyl analogs)—in tiny amounts—can be much more lethal vs. heroin.



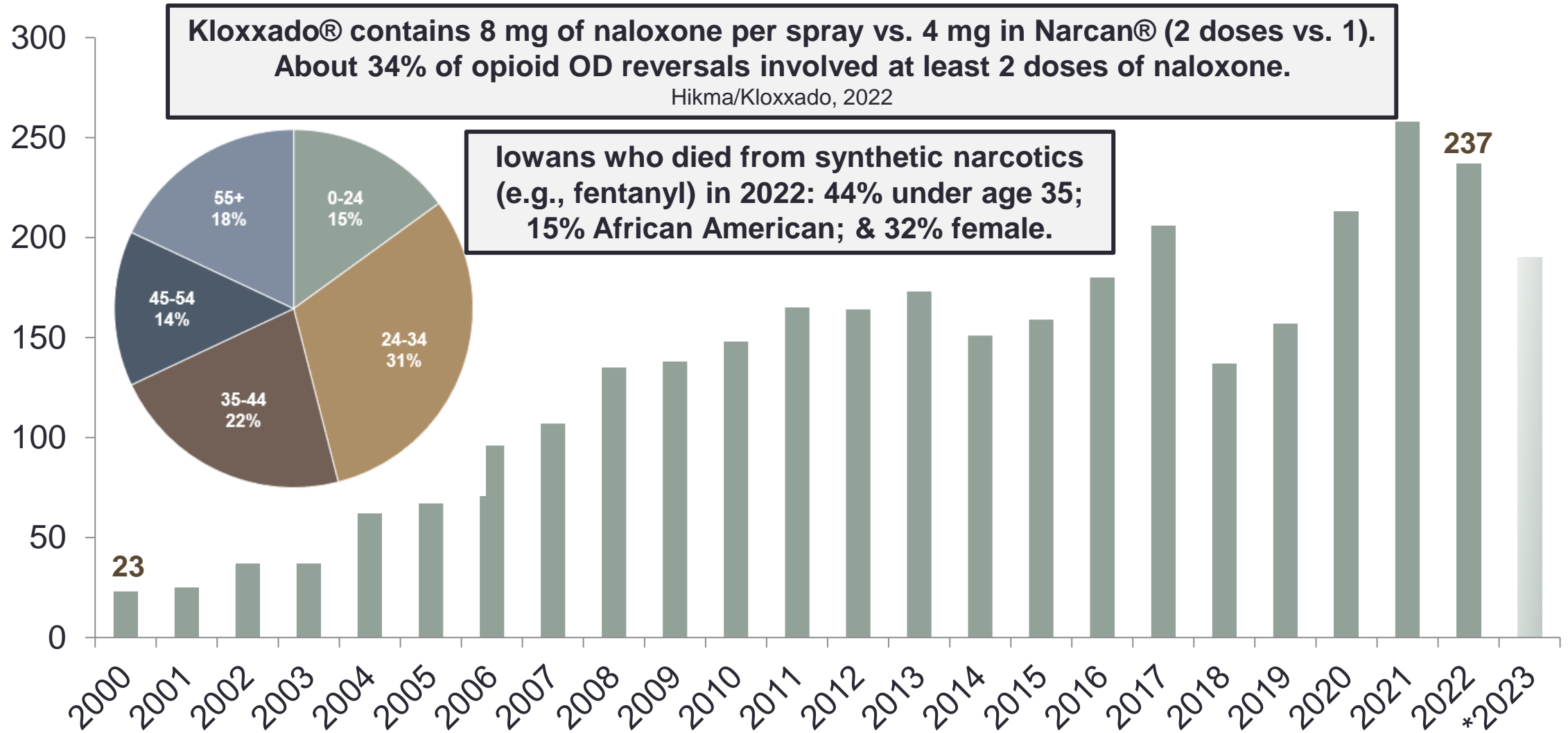
Heroin, Fentanyl & Illicit Opioid Mixtures

Law Enforcement Seizure Cases (heroin, fentanyl, analog, etc.) per Iowa's Crime Lab



Iowa Opioid Deaths

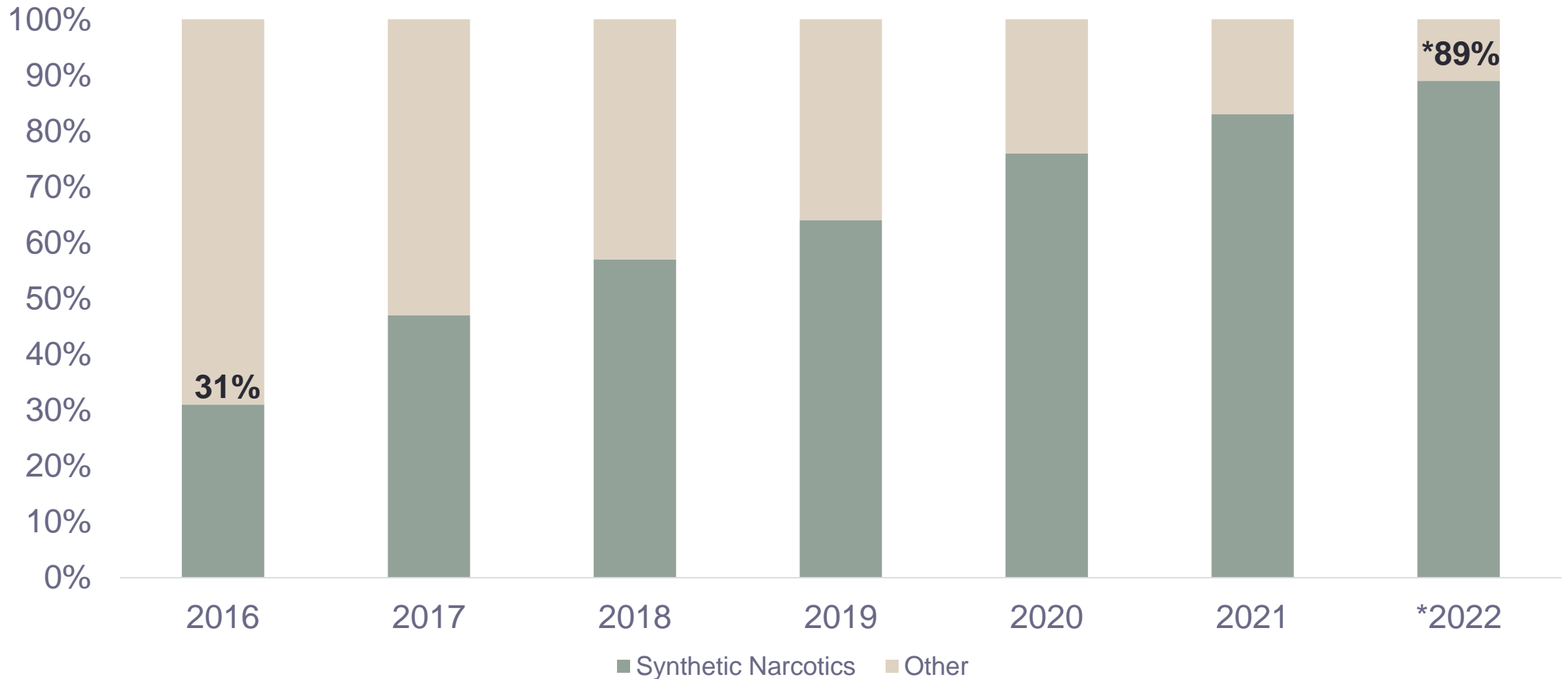
Primary Cause of Deaths vs. Contributing Factor (Related) Deaths



*2023 Projections via Preliminary Data through 6-30-23 (ME reports may lag)

Iowa Deaths Involving “Synthetic Narcotics” (e.g., Fentanyl)

% of All Yearly Opioid-Related Deaths 2016-2022



*Preliminary 2022 Data (Note: ME reports may lag)

Iowa Department of Health & Human Services/Bureau of Health Statistics, 2023

Warning: Fentanyl-Laced Counterfeit Pills



DEA LAB TESTING REVEALS THAT

6X OUT OF EVERY **10** PILLS

WITH FENTANYL CONTAIN A POTENTIALLY

LETHAL DOSE

Counterfeit pills often contain fentanyl and are more lethal than ever before.

DEA officials report a dramatic rise in the number of counterfeit pills containing at least 2 mg of fentanyl, which is considered a deadly dose.

Drug traffickers are using fake pills to exploit the opioid crisis and prescription drug misuse. The Centers for Disease Control and Prevention reports more than 100,000 drug overdose deaths in the United States in the most recent 12-month reporting period, the most ever recorded.

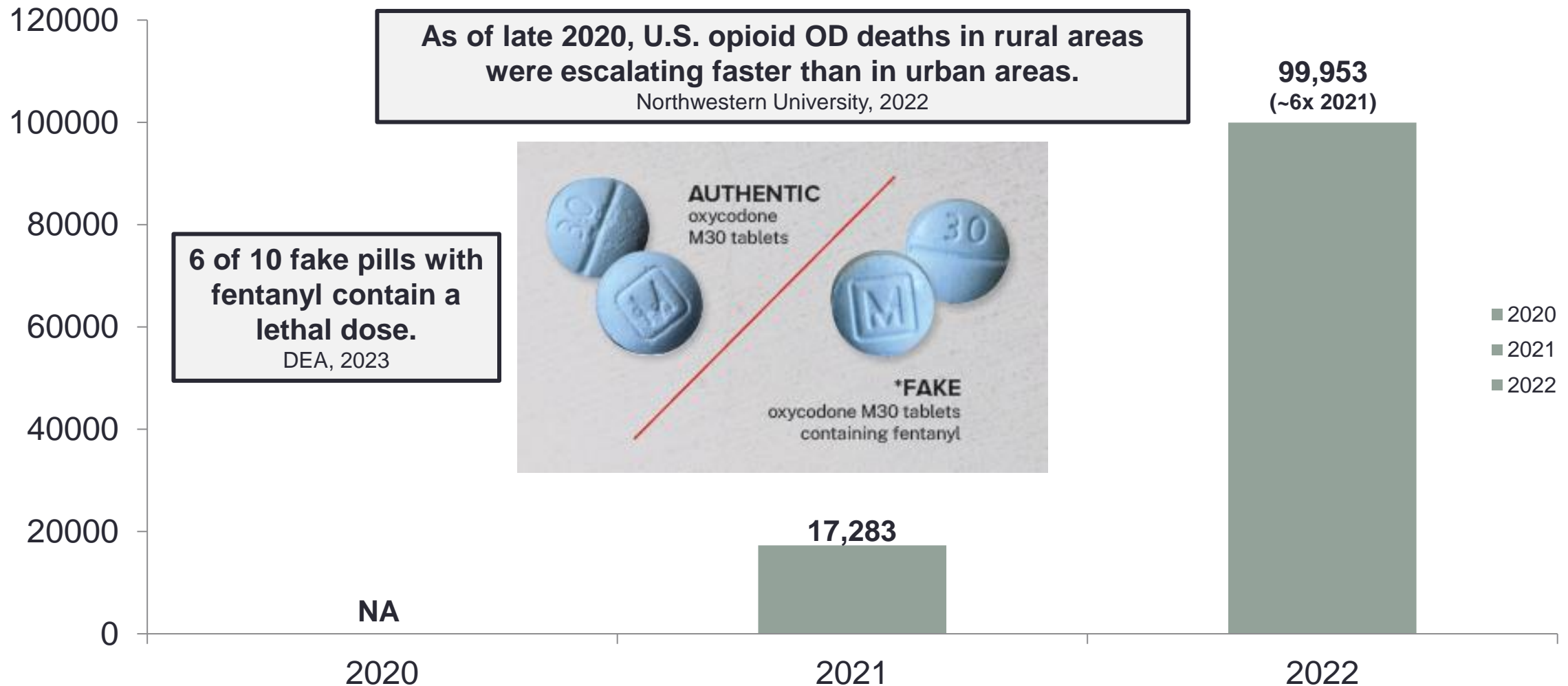
Fentanyl, the synthetic opioid most commonly found in counterfeit pills, is the primary driver in this alarming increase in overdose deaths.



In 2022, the DEA seized over 50.6 million fentanyl-laced, fake Rx pills (more than double 2021) & 10,000 pounds of fentanyl powder...representing 379+ million potentially deadly doses of fentanyl.

Iowa Fake Pills Laced with Illicit Opioids (mostly Fentanyl)

Seized by Law Enforcement & Submitted to Crime Lab



- Criminal drug networks mass-produce fake pills & falsely market them as legitimate Rx.
- Fake pills are easy to purchase, widely available, often contain fentanyl or meth, & can be deadly.
- Fake pills are often sold via social media & e-commerce to anyone with a phone.
- Many fake pills look like Rx opioids such as oxycodone (Oxycontin®, Percocet®), hydrocodone (Vicodin®), and alprazolam (Xanax®); or stimulants (Adderall®).

DEA "One Pill Can Kill," 2022

IOWA TIPS

to reduce the threat of fake pills and Fentanyl.

TRUST Trust pills only if prescribed for you and from a reliable legal source (e.g., pharmacy)

INFORM Inform local law enforcement of suspicious pills or activity

PREVENT Prevent poisonings (talk with teens, monitor meds, get naloxone)

SEEK Seek help and stay in the know about counterfeit pills and fentanyl

Private vehicles, the U.S. Postal Service, and commercial parcel/shipping services are the most common methods of drug trafficking.

Midwest HIDTA, 2022

The number of seizures in which mailing services were used to traffic drugs nearly tripled 2019-2021.

Midwest HIDTA, 2022

www.YourLifeIowa.org



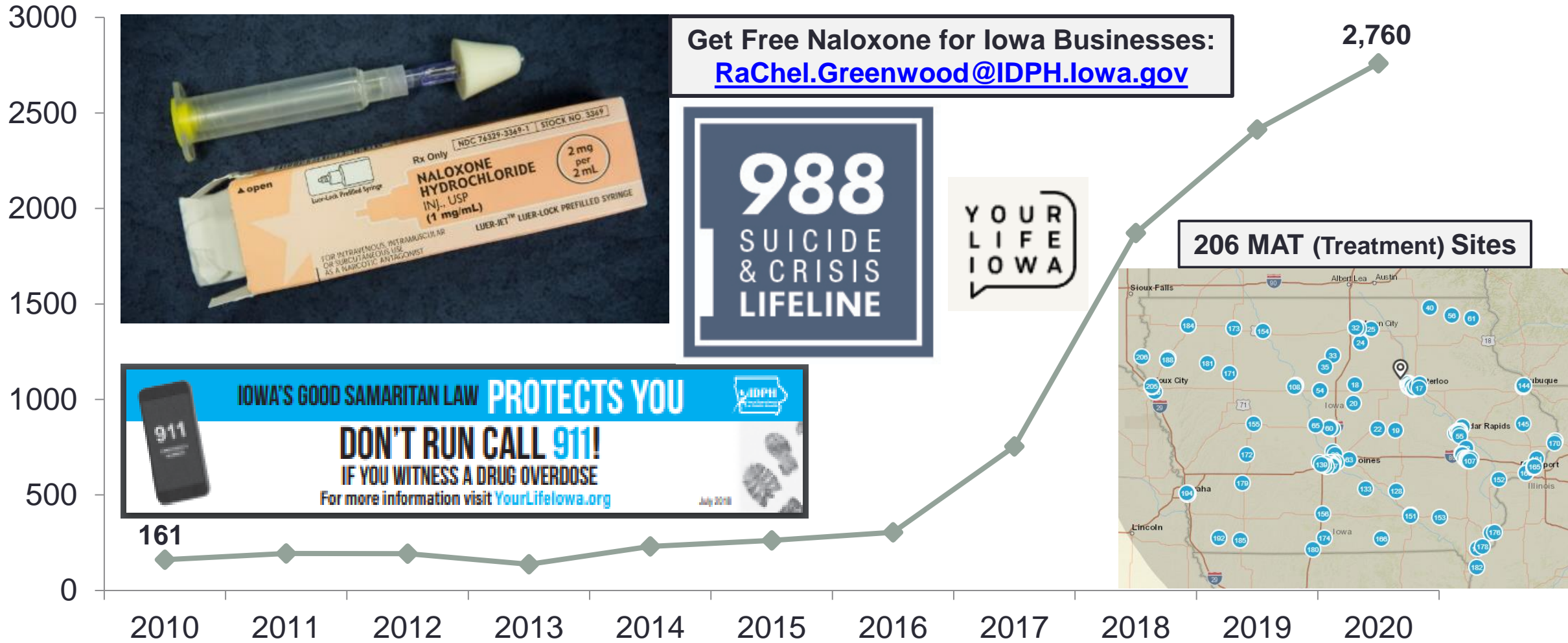
Fentanyl-Related Overdoses

Characteristics of Decedents in Midwest Region 2019-2020

- Gender: 72.1% Male, 27.9% Female.
- Race: 62.9% White, 27.5% Black, 0.9% Hispanic, 8.7% Other.
- Age: 73.4% 25-54, 8.7% 15-24, 17.9% 55+.
- Administration: 26.4% Snort/Smoke/Ingest, 23.9% Inject, 49.6% NA.
- History: 99.3% Previous Drug Use (38.1% Illicit Opioids).
- First Responder Status: 40.3% No Pulse.
- Location of Overdose: 62.6% at Home.
- Good Samaritans: 32.1% with Potential Bystander, but No Response.

Iowa Opioid OD & Addiction Tools

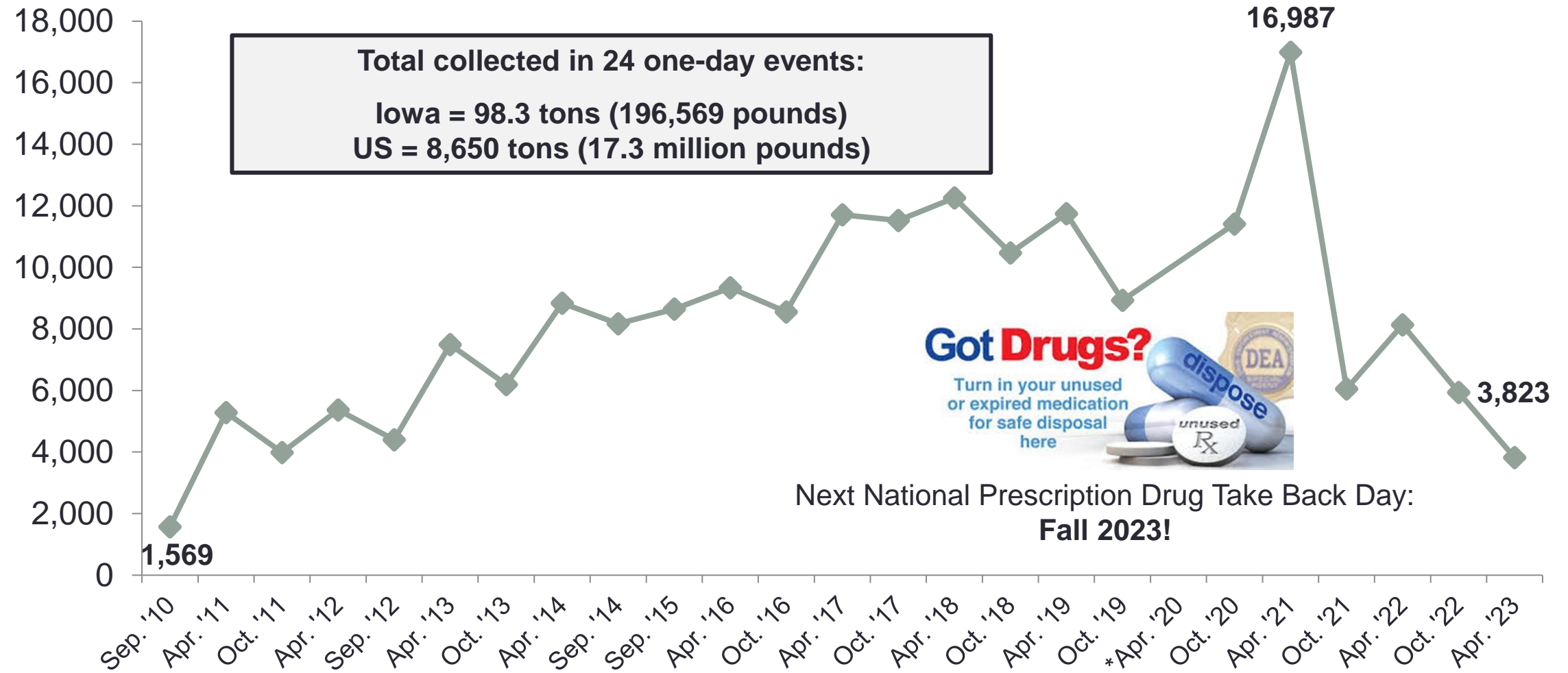
Naloxone Administrations (Doses) by EMS, Good Samaritan Law & MAT



(Reporting changed in 2015. Naloxone administrations not limited to opioid ODs.)

Iowa "Take-Back" Initiative

Amount (in Pounds) of Rx Drugs Collected




(*April 2020 Event Canceled Due to Pandemic)

DEA, 2023

Iowa Rx “Take Back” Sites: Preventing Substance Misuse

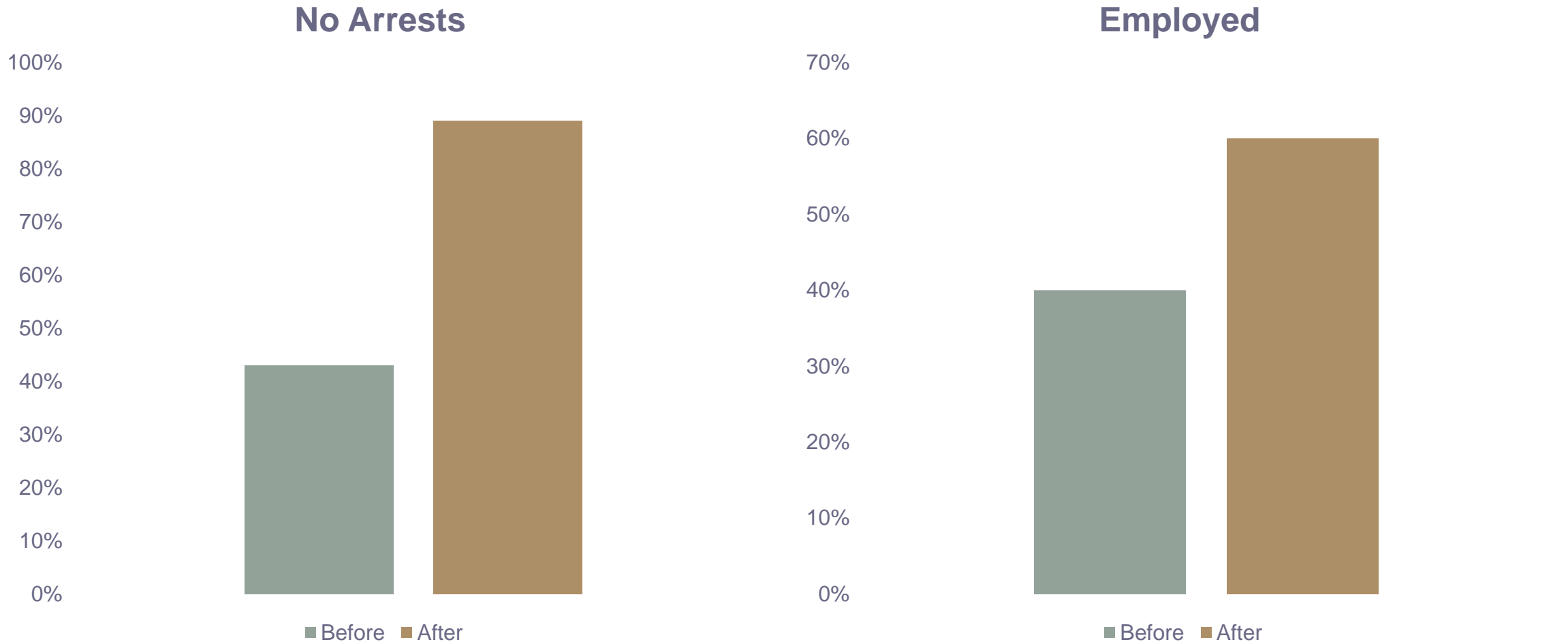
Controlled Prescription Drug Year-Round Disposal Locations



435 Sites Statewide (273 Pharmacies & 162 Law Enforcement Centers) vs. 47 in January 2016

Substance Use Disorder Treatment Works

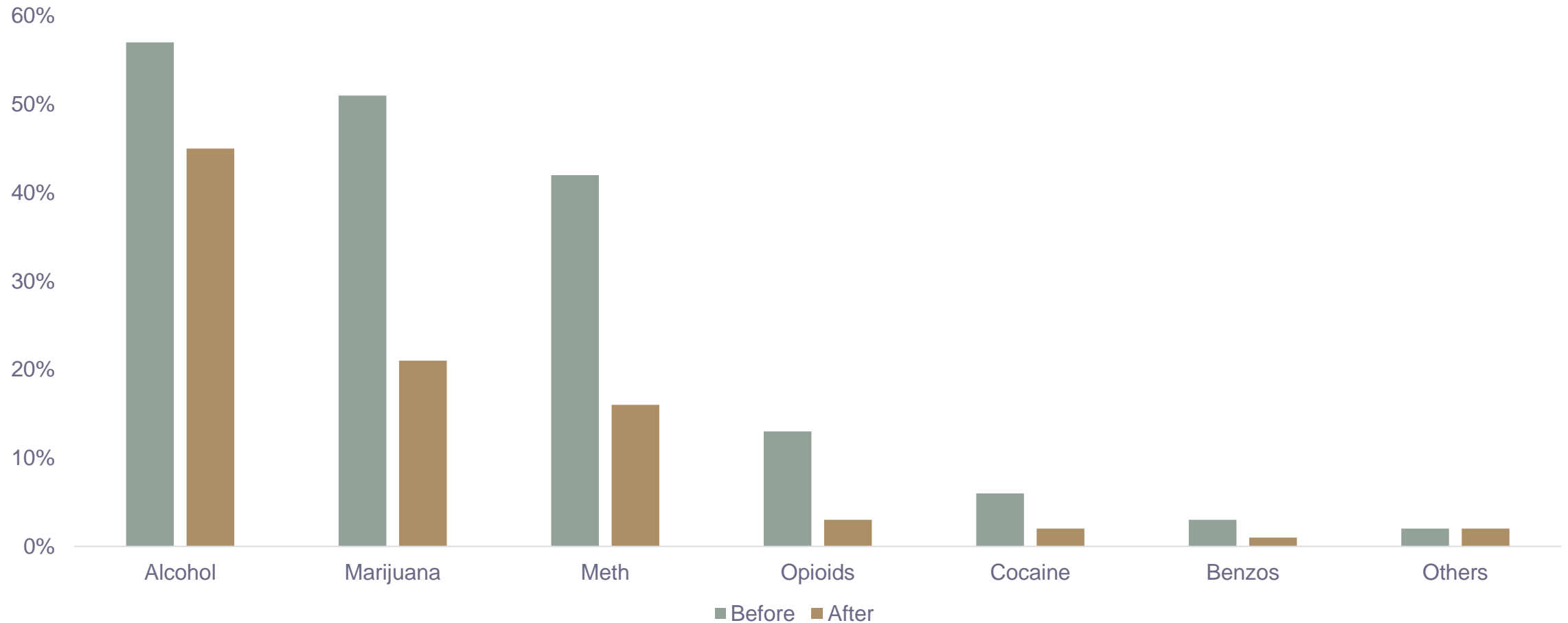
% of Iowans Arrest-Free and Employed Before vs. 6-Months After SUD Treatment



Substance Use Disorder Treatment Works

% of Iowa Clients Using Substances Before vs. 6-Months After SUD Treatment

Substance Use



Iowa's Evolving Response to Substance Use

Innovative, Promising & Proven Approaches in Action

Make *Prevention* a Priority

- Increase Awareness & Engagement. Empower Parents & Key Influencers.

Expand: Crisis Interventions, Access to *Treatment*, & Recovery Supports

- Pre-Charge Deflection/Diversion & Access Center Handoffs.
- OD Interventions (naloxone & Good Samaritans).
- Post-Overdose Outreach (MAT & peer recovery).
- Co-Response (law enforcement & human service).
- Capacity Expansion (Drug/Treatment Courts, Telehealth, etc.).
- Recovery Housing & Communities.
- 988 Suicide & Crisis Lifeline, plus YourLifelowa.org.

**...to truly change lives requires
a pathway to treatment, not a
revolving door to drug use.**

Rosenthal Center for Addiction Studies, 2022

**“A disaster in drug OD & alcohol
deaths (109,000 + 101,000).
Cause: Normalization of drug use.”**

Former ONDCP Director Gen. Barry McCaffrey, 2022

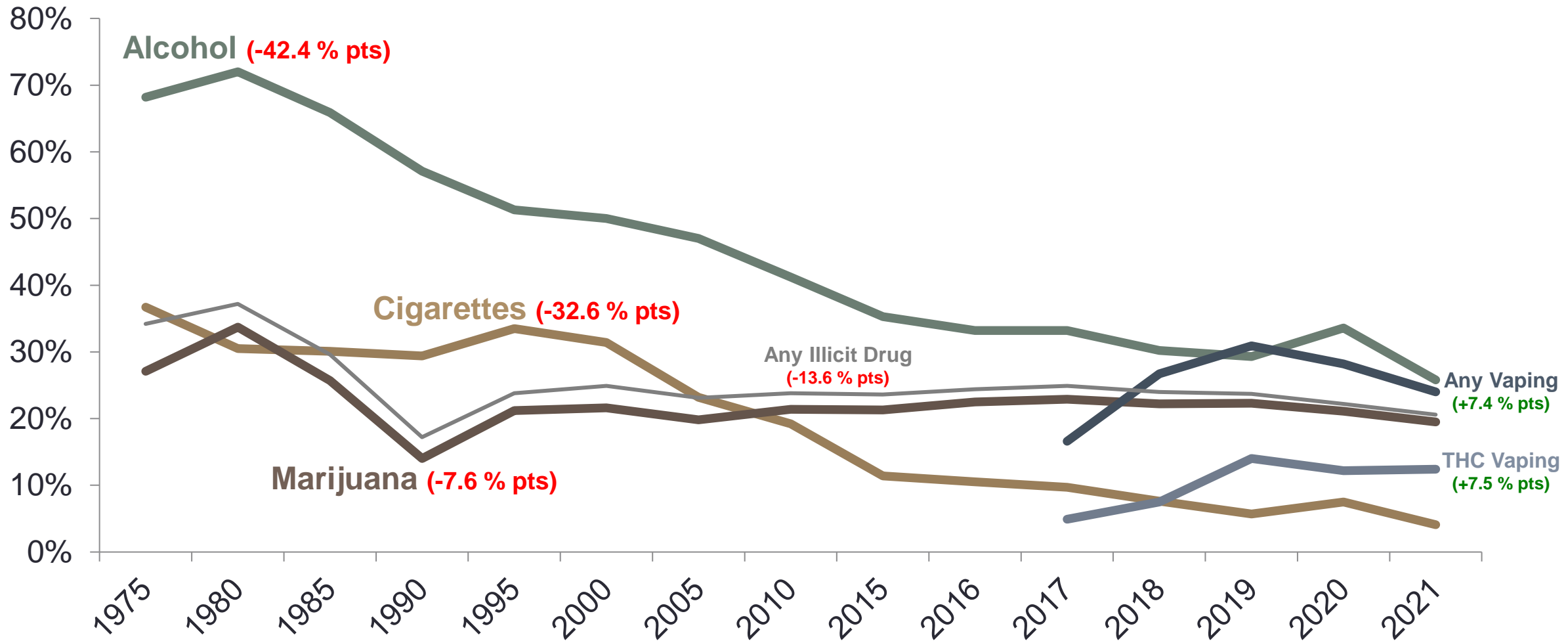
Interrupt Illicit Drug Supplies via *Enforcement*

- Data Sharing & Drug Trafficking Interdiction (in & beyond Iowa).

Advancements in Technology & Medication: TBA?

Youth Substance Use Long-Term Trends

Current Use (past 30 days) Among U.S. 12th Graders over 46 Years



STAY SAFE!



Iowa Office of Drug Control Policy

For More Info Go To: <https://odcp.iowa.gov>

Get Help 24/7 at: YourLifelowa.org

