


BOARD OF EDUCATIONAL EXAMINERS

State Library Of Iowa
Miller Building
Des Moines, Iowa

Code of Iowa Chapter 272.10 Fees

4. The Board shall submit a detailed annual financial report by January 1 to the chairpersons and ranking members of the joint appropriations subcommittee on education and the legislative services agency.

January 1, 2007



State of Iowa
BOARD OF EDUCATIONAL EXAMINERS
Grimes State Office Building
Des Moines, Iowa
50319-0146


Members of the Board

Judy A. Jeffrey, Chair, Department of Education, Public member
Thomas H. Paulsen, Vice Chair, Carroll, Teacher
John A. Aboud, Algona, Teacher
Ying Ying Chen, Swisher, Principal
Tammy S. Duehr, Dubuque, Teacher
William B. Haigh, West Des Moines, Public member
Jeffrey W. Henderson, Archdiocese of Dubuque, Superintendent
Dr. Greg A. Robinson, Urbandale, Superintendent
Jean K. Seeland, Waterloo, Teacher
Dr. Beverly A. Smith, Waterloo, Associate Superintendent
Jacqueline K. Wellborn, Iowa City, Teacher

Administration

Dr. George J. Maurer, Executive Director
Susan M. Fischer, Administrative Consultant


It is the policy of the Iowa Board of Educational Examiners not to discriminate on the basis of race, color, national origin, gender, disability, religion, creed, age or marital status in its programs or employment practices. If you have questions or grievances related to this policy, please contact the Executive Director, Board of Educational Examiners, Grimes State Office Building, Des Moines, Iowa 50319-0147, 515.281.5849.



Board of Educational Examiners

Index

1. **Members of the Board and Administration** page 2
2. **Principles for BoEE Budgeting Process** page 4
3. **History – Number of Licenses Issued by Type** page 5
4. **FY 06 Budget** page 6
5. **FY 2006 – Actual Number of Licenses Issued per Month** page 7
6. **FY 2006 – Actual Revenue for each License Issued** page 8
7. **FY 06 Balance Sheet / Cashflow Chart** page 9
8. **Obligations vs. Budget Report** page 10
9. **Projected Revenue and Expenditures Estimated General Fund Revenue** page 11
10. **Line Item History and Projected Revenue and Expenditures for the next 4 years** page 12
11. **Projected Revenue and Expenditures Forecast for the next 4 years – Carry Forward Forecast** page 13
12. **FY 07 Budget** page 14



Principles for the Board of Educational Examiners Budgeting Process

Identify a vision and knowledge of the service needs:

1. Identify the vision of what the BoEE should be.
2. Identify the service and the capital needs of the BoEE.

Policies, Goals, Priorities, and Resource Utilizations plans:

3. Identify fiscal and economic policy and goals to meet the vision and needs of the BoEE.
4. Identify the service and capital policy and goals to meet the vision and needs of the BoEE.
5. Identify strategies for managing the BoEE's fiscal process.

Prepare and adopt a fiscal budget that integrates vision, policy, and goals with strategies that are consistent with the current fee structure.

6. Develop and implement a process that prepares a revenue and expenditure plan that is based on the vision, policy and goals of the Board.
7. Establish a plan for forecasting anticipated revenues on a yearly and multiple year bases.
8. Acquire input from staff and the DOE before presenting recommendations to the Board.

Monitor and control the utilization of resources in meeting the Board's goals.

9. Monitor and control the utilization of resources (expenditures) monthly.
10. Monitor customer and stakeholder satisfaction.
11. Identify external factors that may impact the utilization of resources.
12. Make budget adjustments quarterly.
13. Make adjustments to the goals if budget adjustments cannot meet the anticipated revenues.

Get input from stakeholders regarding the licensing process and its ease of use.

14. Identify issues and concerns of the applicants.
15. Obtain consensus on the overall budgeting process from staff and DOE.
16. Obtain consensus for the overall vision, policy and goals of the Board in meeting its fiscal requirements.
17. Report on services and resource utilization as determined by the Board.

History - Number of Licenses Issued by Type

Lic. code	Type of License	FY98	FY99	FY00	FY01	FY02	FY03	FY04	FY05	FY06	FY07	FY08	FY09	FY10
10	Initial	4,124	4,353	5,831	4,858	4,059	4,135	4,173	4,508	4,014				
15	Standard	7,460	7,835	6,738	6,624	6,656	7,857	7,157	6,717	5,539				
20	Master Educator	1,239	1,431	1,281	1,437	1,775	1,959	2,690	1,912	1,886				
40	Substitute	2,318	1,787	1,513	1,345	1,299	1,126	1,540	1,310	1,048				
60/70	Post-Secondary	146	276	208	182	134	95	34	5	-				
	Provisional Occup									23				
	Occupational Sec.									8				
80's	SPR	117	74	100	65	58	41	30	36	47				
25	Administrator	585	585	559	597	708	1,280	1,008	593	460				
45	AEA Administrator	4	7	2	8	9	5	8	2	-				
44	Evaluator	133	110	140	575	250	1,345	918	973	244				
38	Exchange License	390	344	295	319	221	107	115	109	-				
	Exchange Lic Teacher									935				
	Exchange Lic Guidance									-				
	Exchange Lic Admin									-				
30	Class A License	579	681	576	840	680	723	678	598	322				
35	Class B License	620	703	629	967	963	717	743	673	718				
39	Class C License	115	138	297	163	99	59	32	47	455				
61	Class D License	0	0	1	1	1	0	0	1	4				
36	Class E License	236	271	266	200	193	207	273	238	267				
90	Coaching Authorization	1,920	1,847	2,185	1,918	2,274	2,218	2,166	2,348	2,332				
91	Coaching Authorization Ext.	0	4	98	226	195	266	289	260	183				
	Evaluation Fee						107	0	-	1,034				
	Duplicate License						532	612	545	377				
	Endorsements						1,628	3,440	1,916	1,689				
	Teacher Intern								-	10				
94	Substitute Authorization	0	0	0	0	0	377	644	722	751				
93	Paraeducator	0	0	1	48	206	558	1195	808	638				
	adding areas									72				
92	BTW Authorization	0	0	1	36	76	92	93	93	87				
	Background Checks						6,368	7,046	6,244	5,948				
	TOTAL	19,986	20,446	20,721	20,409	19,856	25,434	27,838	24,414	23,143	0	0	0	0

IA DEPT OF EDUCATION - Board of Educational Examiners
 SFY,2007 (Cash flow July 1,2005 to June 30,2006)
 BUDGET WORKSHEET

Orgn Name: Board of Educational Examiners - Licensure Fees
 Acct Number: 0001-282-0154-9397

(Cash flow July 1, 2005-June 30,2006)

	SFY 06		CFDA #s Summary		
	Total Budget		(FFY)	(Cat #)	(dollars)
Resources:					
Appropriation	0				
State \$ brt Forward SFY 05	5,142				
201 Federal Funds (1st yr)	0				
201 Federal Funds- Carry Over	0				
205 Intra State Transfer	0				
401 Fees	1,159,585				
501 Refund & Reimbursement	0				
704 Other Receipts	237,203				
			Total Fed \$		148,603
Total Resources	1,401,930				
Expenses:					
FTE's	12		2		
101 SALARIES	898,688		135,802		
202 TRAVEL/IN-STATE	18,000		1,151		
203 STATE VEHICLE	0				
205 TRAVEL/OUT-STATE	6,000		1,433		
301 OFFICE SUPPLIES	8,500		0		
304 PROF SUPPLY	0				
308 OTHER SUPPLY	0				
309 PRINTING	5,000		83		
313 POSTAGE	0				
401 PHONE/ICN	15,000				
402 RENTALS	1,000				
405 PROFESSIONAL SERVICES	22,000				
406 OUTSIDE SERVICES	250,000				
408 ADVERTISING	3,000				
409 OUTSIDE REPAIRS	7,200				
411 ATT GEN REIM	15,000				
412 AUDITOR REIMBURSEMENT	0				
414 REIMB. AGENCIES	200		24		
416 ITS REIMBURSEMENT	13,000				
417 WORKERS COMPENSATION	0				
418 IT CONTRACTS	13,200				
501 EQUIP - INVENTORY	8,000				
503 Equip - NON-INVEN	7,500				
510 IT EQUIP/SUPPLIES	90,000				
705 REFUNDS	3,000				
602 OTHER EXPENSE	12,500		10,110		
Carryover	5,142				
Total Expenses	1,401,930		148,603		

Total Expenses Must Equal Total Resources

FY 2006 - Actual Number of Licenses Issued per Month

	July	August	September	October	November	December	January	February	March	April	May	June	Total number of Licenses Issued
Initial Lic	148	164	155	758	290	251	400	469	667	257	242	213	4,014
Standard License	411	503	480	344	281	331	362	389	448	438	555	999	5,539
Master Educator Lic.	141	134	153	132	119	119	150	157	185	153	143	301	1,886
Substitute License	83	136	119	102	60	73	90	73	91	67	54	101	1,048
Provisional Occup	1	1	8	1	0	0	3	0	4	2	1	2	23
Occupational Sec.	0	0	1	1	0	1	1	0	0	0	0	3	8
SPR	1	3	6	7	5	4	4	4	2	3	2	6	47
Administrator License	20	60	47	26	16	15	37	30	49	19	68	73	460
Evaluator License	32	22	18	10	12	22	36	14	21	21	16	20	244
Exchange Lic Teacher	103	100	80	60	52	41	83	71	78	70	67	130	935
Exchange Lic Guidance	0	0	0	0	0	0	0	0	0	0	0	0	0
Exchange Lic Admin.	0	0	0	0	0	0	0	0	0	0	0	0	0
Class A License	29	38	24	15	22	20	22	23	44	33	19	32	322
Class B License	55	117	110	61	41	33	29	25	47	40	59	101	718
Class C License	41	91	83	25	32	34	16	20	20	11	35	47	455
Class D License	0	0	0	0	0	0	0	0	0	0	1	3	4
Class E License	22	29	33	22	12	19	13	24	19	25	21	27	267
Coach Authorization	183	221	193	151	230	176	131	186	251	170	190	252	2,332
Coach Extension	11	18	19	16	17	13	14	14	13	20	11	16	183
Evaluation Fee	101	143	90	62	49	46	88	74	92	77	75	135	1,034
Duplicate Lic	36	49	35	33	22	22	23	17	38	37	31	34	377
Endorsement	108	234	177	105	74	83	114	140	132	147	153	222	1,689
Teacher Intern	0	0	9	0	1	0	0	0	0	0	0	0	10
Substitute Auth	54	76	91	95	81	94	70	51	57	39	40	2	751
Paraeduc Cert	130	92	67	30	32	49	38	27	31	48	56	38	638
adding areas	12	28	6	7	2	0	2	0	3	1	3	8	72
BTW License	1	0	1	0	1	24	16	13	8	6	8	11	87

Total Licenses Issued	1,722	2,259	2,005	2,062	1,452	1,469	1,744	1,820	2299	1,683	1,851	2,776	23,142
------------------------------	--------------	--------------	--------------	--------------	--------------	--------------	--------------	--------------	-------------	--------------	--------------	--------------	---------------

Late Fees	167	318	313	159	211	155	204	190	306	288	221	188	2,720
------------------	------------	------------	------------	------------	------------	------------	------------	------------	------------	------------	------------	------------	--------------

DCI / FBI Bkgd	371	443	333	877	440	368	530	604	848	406	365	362	5,948
-----------------------	------------	------------	------------	------------	------------	------------	------------	------------	------------	------------	------------	------------	--------------

Any error that may exist between the revenue reported by the BoEE staff and the revenue reported by the Department is due to the online activity and is not reported by the staff in their daily logs.

FY 2006 - Actual Revenue for each License Issued

	July	August	September	October	November	December	January	February	March	April	May	June	Total Revenue
Initial License	\$ 7,380	\$ 13,934	\$ 13,199	\$ 64,428	\$ 24,683	\$ 21,313	\$ 33,979	\$ 39,842	\$ 56,727	\$ 21,832	\$ 20,597	\$ 18,090	\$ 336,004
Standard License	\$ 24,660	\$ 42,727	\$ 40,813	\$ 29,210	\$ 23,865	\$ 28,128	\$ 30,774	\$ 33,037	\$ 38,053	\$ 37,246	\$ 47,137	\$ 84,905	\$ 460,555
Master Educator Lic.	\$ 8,450	\$ 11,354	\$ 12,985	\$ 11,215	\$ 10,100	\$ 10,120	\$ 12,765	\$ 13,350	\$ 15,735	\$ 13,015	\$ 12,150	\$ 25,570	\$ 156,809
Substitute License	\$ 4,960	\$ 11,538	\$ 10,118	\$ 8,654	\$ 5,135	\$ 6,190	\$ 7,617	\$ 6,195	\$ 7,735	\$ 5,665	\$ 4,615	\$ 8,605	\$ 87,027
Provisional Occup	\$ 60	\$ 60	\$ 655	\$ 85	\$ -	\$ -	\$ 255	\$ -	\$ 330	\$ 170	\$ 120	\$ 170	\$ 1,904
Occupational Sec.	\$ -	\$ -	\$ 95	\$ 85	\$ -	\$ 100	\$ 110	\$ -	\$ -	\$ -	\$ -	\$ 255	\$ 645
SPR	\$ 60	\$ 230	\$ 535	\$ 592	\$ 435	\$ 365	\$ 340	\$ 340	\$ 145	\$ 255	\$ 170	\$ 510	\$ 3,977
Administrator Lic	\$ 1,190	\$ 5,085	\$ 3,990	\$ 2,245	\$ 1,370	\$ 1,285	\$ 3,155	\$ 2,545	\$ 4,145	\$ 1,615	\$ 5,745	\$ 6,221	\$ 38,591
Evaluator License	\$ 1,942	\$ 1,888	\$ 1,517	\$ 860	\$ 986	\$ 1,910	\$ 3,055	\$ 1,175	\$ 1,770	\$ 1,760	\$ 1,360	\$ 1,700	\$ 19,923
Exchange Lic Teacher	\$ 6,185	\$ 8,471	\$ 6,776	\$ 5,071	\$ 4,382	\$ 3,453	\$ 7,086	\$ 6,070	\$ 6,661	\$ 5,961	\$ 5,705	\$ 11,037	\$ 76,858
Exchange Lic Guidance	\$ -	\$ -	\$ -	\$ -	\$ -	\$ -	\$ -	\$ -	\$ -	\$ -	\$ -	\$ -	\$ -
Exchange Lic Admin.	\$ -	\$ -	\$ -	\$ -	\$ -	\$ -	\$ -	\$ -	\$ -	\$ -	\$ -	\$ -	\$ -
Class A License	\$ 1,730	\$ 3,270	\$ 2,065	\$ 1,250	\$ 1,905	\$ 1,700	\$ 1,870	\$ 1,930	\$ 3,715	\$ 2,840	\$ 1,615	\$ 2,720	\$ 26,609
Class B License	\$ 3,290	\$ 9,980	\$ 9,360	\$ 5,225	\$ 3,500	\$ 2,770	\$ 2,500	\$ 2,115	\$ 3,960	\$ 3,365	\$ 5,015	\$ 8,605	
Class C License	\$ 2,450	\$ 7,765	\$ 7,045	\$ 2,125	\$ 2,695	\$ 2,875	\$ 1,360	\$ 1,715	\$ 1,740	\$ 955	\$ 2,950	\$ 4,007	
Class D License	\$ -	\$ -	\$ -	\$ -	\$ -	\$ -	\$ 25	\$ -	\$ -	\$ -	\$ 85	\$ 255	
Class E License	\$ 2,787	\$ 4,320	\$ 4,945	\$ 3,295	\$ 1,855	\$ 2,780	\$ 1,990	\$ 3,595	\$ 2,850	\$ 3,750	\$ 3,165	\$ 4,110	\$ 39,442
Coach Authorization	\$ 9,130	\$ 18,774	\$ 16,390	\$ 12,842	\$ 19,534	\$ 14,937	\$ 11,098	\$ 15,840	\$ 21,293	\$ 14,410	\$ 16,178	\$ 21,439	
Coach Extension	\$ 280	\$ 725	\$ 770	\$ 655	\$ 680	\$ 535	\$ 575	\$ 560	\$ 520	\$ 785	\$ 448	\$ 625	\$ 7,158
Evaluation Fee	\$ 6,070	\$ 8,568	\$ 5,408	\$ 3,738	\$ 2,960	\$ 2,770	\$ 5,300	\$ 4,455	\$ 5,512	\$ 4,628	\$ 4,515	\$ 8,100	
Duplicate Lic	\$ 355	\$ 735	\$ 520	\$ 490	\$ 330	\$ 328	\$ 345	\$ 258	\$ 575	\$ 555	\$ 470	\$ 510	\$ 5,471
Endorsement	\$ 5,415	\$ 11,710	\$ 8,845	\$ 5,245	\$ 3,685	\$ 4,170	\$ 5,722	\$ 6,975	\$ 6,585	\$ 7,340	\$ 7,645	\$ 11,100	\$ 84,437
Teacher Intern	\$ -	\$ -	\$ 1,125	\$ -	\$ 125	\$ -	\$ -	\$ -	\$ -	\$ -	\$ -	\$ -	\$ 1,250
Substitute Auth	\$ 1,350	\$ 3,043	\$ 3,639	\$ 3,810	\$ 3,258	\$ 3,749	\$ 2,810	\$ 2,027	\$ 2,290	\$ 1,565	\$ 1,585	\$ 85	\$ 29,211
Paraeduc Cert	\$ 3,260	\$ 3,697	\$ 2,665	\$ 1,180	\$ 1,295	\$ 1,945	\$ 1,538	\$ 1,060	\$ 1,250	\$ 1,910	\$ 2,235	\$ 1,535	\$ 23,570
adding areas	\$ 120	\$ 420	\$ 92	\$ 100	\$ 30	\$ 5	\$ 30	\$ -	\$ 45	\$ 15	\$ 45	\$ 120	\$ 1,022
BTW License	\$ 25	\$ -	\$ 40	\$ -	\$ 25	\$ 960	\$ 625	\$ 520	\$ 300	\$ 240	\$ 320	\$ 420	\$ 3,475
Late Fees	\$ 4,165	\$ 7,957	\$ 7,830	\$ 3,980	\$ 5,285	\$ 3,865	\$ 5,090	\$ 4,740	\$ 7,645	\$ 7,210	\$ 5,525	\$ 4,700	\$ 67,992
Adjustment	\$ -	\$ -	\$ -	\$ -	\$ -	\$ -	\$ -	\$ -	\$ -	\$ -	\$ -	\$ -	\$ -
Total Licensing Fees	\$ 95,314	\$ 176,251	\$ 161,420	\$ 166,379	\$ 118,118	\$ 116,253	\$ 140,014	\$ 148,344	\$ 189,581	\$ 137,087	\$ 149,395	\$ 225,394	\$ 1,823,550
BoEE Revenue	\$ 69,579	\$ 128,663	\$ 117,837	\$ 121,457	\$ 86,226	\$ 84,865	\$ 102,210	\$ 108,291	\$ 138,394	\$ 100,073	\$ 109,059	\$ 164,538	\$ 1,331,192
GenFund Rev	\$ 25,735	\$ 47,588	\$ 43,583	\$ 44,922	\$ 31,892	\$ 31,388	\$ 37,804	\$ 40,053	\$ 51,187	\$ 37,013	\$ 40,337	\$ 60,856	\$ 492,359
DCI / FBI Revenue	\$ 15,585	\$ 23,014	\$ 17,320	\$ 45,616	\$ 22,906	\$ 19,152	\$ 27,542	\$ 31,424	\$ 44,099	\$ 21,131	\$ 18,967	\$ 18,832	\$ 305,587
Total Revenue Rec'd	\$ 110,899	\$ 199,265	\$ 178,740	\$ 211,995	\$ 141,024	\$ 135,405	\$ 167,556	\$ 179,768	\$ 233,680	\$ 158,218	\$ 168,362	\$ 244,226	\$ 2,129,138

FY 06 Balance Sheet / Cashflow Chart

	July	August	Sept.	October	Nov.	Dec.	Jan.	Feb.	March	April	May	June	Total
Resources:													
Balance Forward	\$ 5,142	0	\$ -	0	\$ -	0	\$ -	\$ -	\$ -	\$ -	\$ -	\$ -	\$ -
Receipts													
Salary adj													
401 Fees, Lic. & Permits	\$ 71,279	\$ 135,457	\$ 120,410	\$ 124,102	\$ 88,531	\$ 86,501	\$ 104,983	\$ 111,265	\$ 141,194	\$ 101,318	\$ 111,991	\$ 170,487	\$ 1,367,517
704 Other	\$ 15,627	\$ 23,995	\$ 17,320	\$ 45,470	\$ 22,906	\$ 19,100	\$ 26,198	\$ 31,372	\$ 44,099	\$ 21,027	\$ 19,019	\$ 18,780	\$ 304,913
BoEE Total Resources:													
401 GenFund	\$ 26,317	\$ 48,110	\$ 44,469	\$ 45,839	\$ 32,688	\$ 31,946	\$ 38,455	\$ 41,075	\$ 51,914	\$ 37,412	\$ 41,351	\$ 62,618	\$ 501,826
Net Receipts	\$ 113,224	\$ 207,562	\$ 182,199	\$ 215,411	\$ 144,125	\$ 137,547	\$ 169,636	\$ 183,711	\$ 237,208	\$ 159,757	\$ 172,361	\$ 251,885	\$ 2,174,624
Expenditures:													
101 Personal Services	\$ 25,161	\$ 92,657	\$ 53,026	\$ 63,323	\$ 63,664	\$ 63,461	\$ 101,408	\$ 64,828	\$ 55,908	\$ 66,020	\$ 65,988	\$ 107,255	\$ 822,699
202 In-State Travel		\$ 1,435	\$ -	\$ 2,538	\$ 1,458	\$ 745	\$ 110	\$ 1,414	\$ 1,352	\$ 1,161	\$ 1,800	\$ 2,439	\$ 14,453
205 Out-of-State Travel		\$ -	\$ -	\$ 164	\$ 1,175	\$ -	\$ 683	\$ -	\$ 774	\$ -	\$ -	\$ 2,041	\$ 4,837
301 Office supplies		\$ 3,500	\$ 104	\$ 352	\$ 432	\$ 1,662	\$ 136	\$ 567	\$ 80	\$ 47	\$ 370	\$ 300	\$ 7,550
309 Printing & Binding		\$ 3,505	\$ 49	\$ 247	\$ -	\$ 3,989	\$ 165	\$ 1,595	\$ 3,836	\$ 3,358	\$ -	\$ 932	\$ 17,676
401 ICN/Communications	\$ 20	\$ 1,224	\$ 1,286	\$ 1,226	\$ 1,195	\$ 1,194	\$ 1,247	\$ 1,221	\$ 1,241	\$ 1,252	\$ 1,415	\$ 2,288	\$ 14,810
402 Rentals	\$ 588	\$ -	\$ -	\$ -	\$ -	\$ -	\$ -	\$ -	\$ -	\$ 440	\$ -	\$ (440)	\$ 588
405 Professional Services		\$ 482	\$ -	\$ 1,069	\$ 350	\$ 200	\$ 11,595	\$ 250	\$ 350	\$ 4,225	\$ 383	\$ 8,619	\$ 27,523
406 Outside Services	\$ 590	\$ 1,012	\$ 34,021	\$ 13,080	\$ 30,201	\$ -	\$ 28,916	\$ 18,258	\$ -	\$ 47,460	\$ 14,272	\$ 25,916	\$ 213,726
408 Advertising		\$ 2,023	\$ 1,734	\$ -	\$ -	\$ -	\$ -	\$ -	\$ -	\$ -	\$ -	\$ -	\$ 3,757
409 Outside Repairs/Ser		\$ -	\$ -	\$ -	\$ -	\$ 68	\$ -	\$ -	\$ 83	\$ 80	\$ 1,125	\$ 655	\$ 2,011
411 Atty General Reimb		\$ -	\$ 3,334	\$ 1,711	\$ 1,667	\$ 2,681	\$ 1,671	\$ 1,667	\$ 1,680	\$ 1,694	\$ 1,680	\$ 4,313	\$ 22,096
414 Other Agency Reimb		\$ -	\$ 205	\$ 1,035	\$ 213	\$ 237	\$ 245	\$ 238	\$ 272	\$ 381	\$ 221	\$ 492	\$ 3,538
416 ITE Reimbursement		\$ -	\$ 1,190	\$ 1,330	\$ 1,934	\$ 2,077	\$ 3,820	\$ 3,912	\$ 2,373	\$ 2,630	\$ 1,537	\$ 76,830	\$ 97,631
417 Workers Comp		\$ -	\$ 398	\$ -	\$ -	\$ -	\$ 398	\$ -	\$ -	\$ 398	\$ -	\$ 13,198	\$ 14,391
418 IT Contracted services		\$ 960	\$ 480	\$ -	\$ -	\$ -	\$ -	\$ -	\$ 9,984	\$ 17,816	\$ 7,880	\$ 7,255	\$ 44,375
502 Equipment Inventory		\$ -	\$ 6,665	\$ -	\$ -	\$ -	\$ -	\$ -	\$ -	\$ -	\$ -	\$ -	\$ 6,665
503 Equipment Non-Inven		\$ -	\$ -	\$ -	\$ -	\$ -	\$ -	\$ -	\$ 468	\$ -	\$ -	\$ 6,168	\$ 6,636
505 DP Non-Inventory		\$ -	\$ -	\$ -	\$ -	\$ -	\$ -	\$ -	\$ -	\$ -	\$ -	\$ -	\$ -
510 IT Equipment		\$ 123	\$ 1,360	\$ 19,565	\$ 98	\$ 1,529	\$ -	\$ -	\$ 22,870	\$ 232	\$ 2,122	\$ 32,982	\$ 80,881
602 SWICAP		\$ 85	\$ -	\$ 11,128	\$ 109	\$ 75	\$ 80	\$ 112	\$ 101	\$ 105	\$ 82	\$ 210	\$ 12,087
705 Refunds									\$ -		\$ -		\$ -
Expenditure Subtotal	\$ 26,359	\$ 107,007	\$ 103,853	\$ 116,767	\$ 102,497	\$ 77,918	\$ 150,474	\$ 94,062	\$ 101,372	\$ 147,298	\$ 98,875	\$ 291,451	\$ 1,417,932
Excess (Deficiency) of Revenues over	\$ 60,547	\$ 52,445	\$ 33,877	\$ 52,804	\$ 8,940	\$ 27,683	\$ (19,293)	\$ 48,575	\$ 83,922	\$ (24,953)	\$ 32,135	\$ (102,184)	
Beginning Cash Balance	\$ -	\$ 60,547	\$ 112,992	\$ 146,869	\$ 199,674	\$ 208,614	\$ 236,297	\$ 217,004	\$ 265,579	\$ 349,501	\$ 324,547	\$ 356,682	
Ending Cash Balance	\$ 60,547	\$ 112,992	\$ 146,869	\$ 199,674	\$ 208,614	\$ 236,297	\$ 217,004	\$ 265,579	\$ 349,501	\$ 324,547	\$ 356,682	\$ 254,498	

**Obligations vs. Budget Report
Budget Fiscal Year: 2006**

	Total Obligations	Annual Budget	Budget Balance	Percent of Budget Spent
Resources:				
Balance Forward		\$ -		
Receipts				
Salary adj		\$ -		
401 Fees, Lic. & Permits	\$ 1,367,517.00	\$ 1,159,585		
704 Other	\$ 304,913.00	\$ 237,203		
Total Resources:	\$ 1,672,430.00	\$ 1,396,788.00	\$ (275,642.00)	119.73%
Expenditures:				
101 Personal Services	\$ 822,699.40	\$ 898,688.00	\$ 75,988.60	91.54%
202 In-State Travel	\$ 14,453.09	\$ 18,000.00	\$ 3,546.91	80.29%
205 Out-of-State Travel	\$ 4,836.59	\$ 6,000.00	\$ 1,163.41	80.61%
301 Office supplies	\$ 7,550.08	\$ 8,500.00	\$ 949.92	88.82%
309 Printing & Binding	\$ 17,675.94	\$ 5,000.00	\$ (12,675.94)	353.52%
401 Communications	\$ 14,810.20	\$ 15,000.00	\$ 189.80	98.73%
402 Rentals	\$ 588.31	\$ 1,000.00	\$ 411.69	58.83%
405 Professional Services	\$ 27,522.96	\$ 22,000.00	\$ (5,522.96)	125.10%
406 Outside Services	\$ 213,726.13	\$ 250,000.00	\$ 36,273.87	85.49%
408 Advertising	\$ 3,757.46	\$ 3,000.00	\$ (757.46)	125.25%
409 Outside Repairs/Ser	\$ 2,011.10	\$ 7,200.00	\$ 5,188.90	27.93%
411 Atty General Reimb	\$ 22,096.43	\$ 15,000.00	\$ (7,096.43)	147.31%
414 Other Agency Reimb	\$ 3,538.32	\$ 200.00	\$ (3,338.32)	1769.16%
416 ITE Reimbursement	\$ 97,631.07	\$ 13,000.00	\$ (84,631.07)	751.01%
417 Workers Comp	\$ 14,390.52	\$ -	\$ (14,390.52)	0.00%
418 IT Equipment	\$ 44,375.27	\$ 13,200.00	\$ (31,175.27)	336.18%
502 Equipment Inventory	\$ 6,665.00	\$ 8,000.00	\$ 1,335.00	83.31%
503 Equip. Non-Inventory	\$ 6,635.80	\$ 7,500.00	\$ 864.20	88.48%
510 DP Non-Inventory	\$ 80,881.30	\$ 90,000.00	\$ 9,118.70	89.87%
602 SWICAP	\$ 12,087.25	\$ 12,500.00	\$ 412.75	96.70%
705 Refunds		\$ 3,000.00	\$ -	0.00%
Expenditure Subtotal	\$ 1,417,932.22	\$ 1,396,788.00	\$ (21,144.22)	101.51%

Projected Revenue and Expenditures

	Projected FY 2006	Actual FY 2006	Projected FY 2007	Projected FY 2008	Projected FY 2009	Projected FY 2010	Projected FY 2011
Resources:							
Balance Forward	\$ -	\$ 6,533	\$ 186,971	\$ 309,194	\$ 372,644	\$ 374,382	\$ 311,323
Appropriations	\$ -		\$ -	\$ -	\$ -	\$ -	\$ -
Receipts							
Salary adj	\$ -		\$ -	\$ -	\$ -	\$ -	\$ -
Fees, Lic. & Permits*	\$ 1,857,500	\$ 1,869,711	\$ 1,869,711	\$ 1,869,711	\$ 1,869,711	\$ 1,869,711	\$ 1,869,711
Other	\$ 320,718	\$ 304,913	\$ 517,777	\$ 517,777	\$ 517,777	\$ 517,777	\$ 517,777
Total Resources:	\$ 2,178,218	\$ 2,174,624	\$ 2,574,459	\$ 2,696,682	\$ 2,760,132	\$ 2,761,870	\$ 2,698,811
Expenditures:							
General Office**	\$ 1,156,788	\$ 1,204,206	\$ 1,280,060	\$ 1,338,833	\$ 1,400,545	\$ 1,465,342	\$ 1,538,609
DCI/FBI Bkgd checks	\$ 320,718	\$ 213,726	\$ 517,777	\$ 517,777	\$ 517,777	\$ 517,777	\$ 517,777
27% General Fund	\$ 501,525	\$ 502,194	\$ 467,428	\$ 467,428	\$ 467,428	\$ 467,428	\$ 467,428
25%							
Expenditure Subtotal	\$ 1,979,031	\$ 1,920,126	\$ 2,265,265	\$ 2,324,038	\$ 2,385,750	\$ 2,450,547	\$ 2,523,814
Revenue minus Expenditures	\$ 199,187	\$ 254,498	\$ 309,194	\$ 372,644	\$ 374,382	\$ 311,323	\$ 174,997
10% Maximum Carryover	\$ 185,750	186,971	\$ 309,194	\$ 372,644	\$ 374,382	\$ 311,323	\$ 174,997
Unlimited							
Balance to General Fund	\$ 13,437	67,527	\$ 0	\$ 0	\$ 0	\$ 0	\$ 0
Total to General Fund	514,962	569,721	467,428	467,428	467,428	467,428	467,428

** Assumes 5.0% annual increase in General Office expenditures.

Assumes the number of licenses issued each year at 23, 590

Based on an \$85 application fee.

Line Item History and Projected Revenue and Expenditures for the next 4 years

	FY 2001-02	FY 2002-03	FY 2003-04	FY 2004-05	FY 2005-06	Projected FY 2006-07	Projected FY 2007-08	Projected FY 2008-09	Projected FY 2009-10
Resources:									
Balance Forward	\$ 93,336	\$ 50,273	\$ 34,116	\$ -	\$ 6,533	\$ 186,971	\$ 309,194	\$ 372,644	\$ 374,382
Appropriations	\$ 42,975	\$ 41,688	\$ 40,974	\$ -	\$ -	\$ -	\$ -	\$ -	\$ -
Receipts									
Salary adj		\$ 1,014	\$ -	\$ -					
Fees, Lic. & Permits	\$ 521,239	\$ 567,778	\$ 594,865	\$ 606,630	\$ 1,360,984	\$ 1,297,684	\$ 1,297,684	\$ 1,297,684	\$ 1,297,684
Other	\$ 218,718	\$ 230,206	\$ 251,694	\$ 254,944	\$ 304,913	\$ 517,777	\$ 517,777	\$ 517,777	\$ 517,777
Total Resources:	\$ 782,932	\$ 840,686	\$ 887,533	\$ 861,574	\$ 1,672,430	\$ 2,002,432	\$ 2,124,655	\$ 2,188,105	\$ 2,189,843
Expenditures:									
101 Personal Services	\$ 384,161	\$ 411,209	\$ 460,364	\$ 468,991	\$ 822,699	\$ 927,961	\$ 989,359	\$ 1,052,446	\$ 1,117,242
202 In-State Travel	\$ 12,233	\$ 12,727	\$ 15,454	\$ 13,932	\$ 14,453	\$ 18,000	\$ 18,375	\$ 17,000	\$ 17,000
205 Out-of-State Travel	\$ 2,471	\$ 1,623	\$ 4,183	\$ -	\$ 4,837	\$ 12,000	\$ 12,000	\$ 12,000	\$ 12,000
301 Office supplies	\$ 5,806	\$ 1,997	\$ 4,656	\$ 3,882	\$ 7,550	\$ 9,000	\$ 6,000	\$ 6,000	\$ 6,000
309 Printing & Binding	\$ 16,913	\$ 13,929	\$ 17,243	\$ 2,171	\$ 17,676	\$ 18,000	\$ 18,000	\$ 18,000	\$ 18,000
401 Communications	\$ 16,028	\$ 18,468	\$ 13,264	\$ 12,797	\$ 14,810	\$ 16,000	\$ 16,000	\$ 16,000	\$ 16,000
402 Rentals	\$ 448	\$ 469	\$ 508	\$ 614	\$ 588	\$ 1,500	\$ 1,500	\$ 1,500	\$ 1,500
405 Professional Services	\$ 25,375	\$ 19,364	\$ 17,268	\$ 18,894	\$ 27,523	\$ 22,000	\$ 22,000	\$ 22,000	\$ 22,000
406 Outside Services	\$ 269,152	\$ 275,409	\$ 273,644	\$ 238,821	\$ 213,726	\$ 517,777	\$ 517,777	\$ 517,777	\$ 517,777
408 Advertising	\$ -	\$ -	\$ 2,080	\$ 2,112	\$ 3,757	\$ 4,000	\$ 4,000	\$ 4,000	\$ 4,000
409 Outside Repairs/Ser	\$ 10,357	\$ 15,231	\$ 19,868	\$ 1,402	\$ 2,011	\$ 5,000	\$ 5,000	\$ 5,000	\$ 5,000
411 Atty General Reimb	\$ 50,434	\$ 51,383	\$ 51,264	\$ 50,150	\$ 22,096	\$ 24,000	\$ 24,000	\$ 24,000	\$ 24,000
414 Other Agency Reimb	\$ 130	\$ 114	\$ 122	\$ 140	\$ 3,538	\$ 5,000	\$ 5,000	\$ 5,000	\$ 5,000
416 ITE Reimbursement	\$ 3,679	\$ 11,780	\$ 14,374	\$ 16,492	\$ 97,631	\$ 26,000	\$ 26,000	\$ 26,000	\$ 26,000
417 Workers Comp		\$ -	\$ -	\$ 1,075	\$ 14,391	\$ 2,000	\$ 2,000	\$ 2,000	\$ 2,000
418 IT Outside Services				\$ -	\$ 44,375	\$ 15,000	\$ 15,000	\$ 15,000	\$ 15,000
501 Equipment Inventory				\$ -	\$ 6,665	\$ 5,000	\$ 5,000	\$ 5,000	\$ 5,000
503 Equipment Non-Inven	\$ 350	\$ 250	\$ -	\$ -	\$ 6,637	\$ 2,000	\$ 2,000	\$ 2,000	\$ 2,000
505 DP Non-Inventory	\$ 11,032	\$ 10,838	\$ 14,859	\$ 13,792	\$ -	\$ -	\$ -	\$ -	\$ -
510 IT Equipment				\$ -	\$ 80,881	\$ 45,000	\$ 45,000	\$ 45,000	\$ 45,000
602 SWICAP	\$ 17,428	\$ 12,051	\$ 12,500	\$ 9,776	\$ 12,087	\$ 18,000	\$ 18,000	\$ 18,000	\$ 18,000
705 Refunds				\$ -	\$ -	\$ 3,000	\$ 3,000	\$ 3,000	\$ 3,000
Expenditure Subtotal	\$ 825,995	\$ 856,843	\$ 921,649	\$ 855,041	\$ 1,417,932	\$ 1,693,238	\$ 1,752,011	\$ 1,813,723	\$ 1,878,519
Resources minus Expend =	\$ (43,063)	\$ (16,157)	\$ (34,116)	\$ 6,533	\$ 254,498	\$ 309,194	\$ 372,644	\$ 374,382	\$ 311,324
Carry Forward	\$ 50,273	\$ 34,116	\$ 0	\$ 6,533	\$ 186,971	\$ 309,194	\$ 372,644	\$ 374,382	\$ 311,324

Projected Revenue and Expenditures Forecast for the next 4 years

	Actual FY 2001-02	Actual FY 2002-03	Actual FY 2003-04	Actual FY 2004-05	Actual FY 2005-06	Projected FY 2006-07	Projected FY 2007-08	Projected FY 2008-09	Projected FY 2009-10
Resources:									
Balance Forward	\$ 93,336	\$ 50,273	\$ 34,116	\$ 0	\$ 6,533	\$ 186,971	\$ 309,194	\$ 372,644	\$ 374,382
Appropriations	\$ 42,975	\$ 41,688	\$ 40,974	\$ -	\$ -	\$ -	\$ -	\$ -	\$ -
Receipts									
Salary adj		\$ 1,014	\$ -	\$ -					
Fees, Lic. & Permits	\$ 521,239	\$ 567,778	\$ 594,865	\$ 606,630	\$ 1,367,517	\$ 1,297,684	\$ 1,297,684	\$ 1,297,684	\$ 1,297,684
Other	\$ 218,718	\$ 230,206	\$ 251,694	\$ 254,944	\$ 304,913	\$ 517,777	\$ 517,777	\$ 517,777	\$ 517,777
Total Resources:	\$ 782,932	\$ 840,686	\$ 887,533	\$ 861,574	\$ 1,672,430	\$ 2,002,432	\$ 2,124,655	\$ 2,188,105	\$ 2,189,843
Expenditures:									
General Office	\$ 556,843	\$ 581,434	\$ 648,004	\$ 616,220	\$ 1,204,206	\$ 1,175,461	\$ 1,234,234	\$ 1,295,946	\$ 1,360,743
DCI/FBI Bkgd checks	\$ 269,152	\$ 275,409	\$ 273,644	\$ 238,821	\$ 213,726	\$ 517,777	\$ 517,777	\$ 517,777	\$ 517,777
Expenditure Subtotal	\$ 825,995	\$ 856,843	\$ 921,648	\$ 855,041	\$ 1,417,932	\$ 1,693,238	\$ 1,752,011	\$ 1,813,723	\$ 1,878,520
Resources minus Expenditures =	\$ (43,063)	\$ (16,157)	\$ (34,115)	\$ 6,533	\$ 254,498	\$ 309,194	\$ 372,644	\$ 374,382	\$ 311,323
Carry Forward	\$ 50,273	\$ 34,116	\$ 0	\$ 6,533	\$ 186,971	\$ 309,194	\$ 372,644	\$ 374,382	\$ 311,323
FTE Positions									
FTE Budgeted	9.00	7.00	7.00	7.00	12.00	12.00	12.00	12.00	12.00
FTE Used	6.36	6.53	6.73	6.73	12.00	12.00	12.00	12.00	12.00

IA DEPT OF EDUCATION - BOARD OF EDUCATIONAL EXAMINERS
 SFY 2007 (Cash flow July 1, 2006 to June 30, 2007)
 BUDGET WORKSHEET


Orgn Name: Board of Educational Examiners - Licensure Fees
Acct Number: 0001-282-0154-9397

(Cash flow July 1, 2006-June 30, 2007)

	SFY 07 Total Budget	CFDA #s Summary	
		(FFY)	(Cat #) (dollars)
Resources:			
Appropriation	0		
State \$ brt Forward SFY 06	180,000		
201 Federal Funds (1st yr)	0		
201 Federal Funds- Carry Over	0		
205 Intra State Transfer	0		
401 Fees	1,297,684		
501 Refund & Reimbursement	0		
704 Other Receipts	517,777		
		Total Fed \$	160,453
Total Resources	1,995,461	Total Fed \$	160,453

Expenses:		
FTE's	12	2
101 SALARIES	927,961	141,989
202 TRAVEL/IN-STATE	18,000	4,000
203 STATE VEHICLE	0	
205 TRAVEL/OUT-STATE	12,000	2,000
301 OFFICE SUPPLIES	9,000	
304 PROF SUPPLY	0	
308 OTHER SUPPLY	0	
309 PRINTING	18,000	1,500
313 POSTAGE	0	
401 PHONE/ICN	16,000	
402 RENTALS	1,500	
405 PROFESSIONAL SERVICES	22,000	
406 OUTSIDE SERVICES	470,000	
408 ADVERTISING	4,000	
409 OUTSIDE REPAIRS	5,000	
411 ATT GEN REIM	24,000	
412 AUDITOR REIMBURSEMENT	0	
414 REIMB. AGENCIES	5,000	48
416 ITS REIMBURSEMENT	26,000	
417 WORKERS COMPENSATION	2,000	
418 IT CONTRACTS	15,000	
501 EQUIP - INVENTORY	5,000	
503 Equip - NON-INVEN	2,000	
510 IT EQUIP/SUPPLIES	45,000	
602 OTHER EXPENSE	18,000	10,916
Carryover	350,000	
Total Expenses	1,995,461	160,453


Total Expenses Must Equal Total Resources



BOARD OF EDUCATIONAL EXAMINERS

Teacher-Librarian Report

January 1, 2007



State of Iowa
BOARD OF EDUCATIONAL EXAMINERS
Grimes State Office Building
Des Moines, Iowa
50319-0146


Members of the Board

Judy A. Jeffrey, Chair, Department of Education, Public member
Thomas H. Paulsen, Vice Chair, Carroll, Teacher
John A. Aboud, Algona, Teacher
Ying Ying Chen, Swisher, Principal
Tammy S. Duehr, Dubuque, Teacher
William B. Haigh, West Des Moines, Public member
Jeffrey W. Henderson, Archdiocese of Dubuque, Superintendent
Dr. Greg A. Robinson, Urbandale, Superintendent
Jean K. Seeland, Waterloo, Teacher
Dr. Beverly A. Smith, Waterloo, Associate Superintendent
Jacqueline K. Wellborn, Iowa City, Teacher

Administration

Dr. George J. Maurer, Executive Director
Susan M. Fischer, Administrative Consultant

It is the policy of the Iowa Board of Educational Examiners not to discriminate on the basis of race, color, national origin, gender, disability, religion, creed, age or marital status in its programs or employment practices. If you have questions or grievances related to this policy, please contact the Executive Director, Board of Educational Examiners, Grimes State Office Building, Des Moines, Iowa 50319-0147, 515.281.5849.



Board of Educational Examiners

Index

1. **Members of the Board and Administration** page 2
2. **Purpose of the Report** page 4
3. **Teacher librarian requirements** page 5
4. **Findings** page 7
5. **Conclusions** page 8
6. **Recommendations** page 9
7. **Appendix A: 2005-2006 SY Number of Teacher-librarians by District** page 10
8. **Appendix B: Number of Districts requesting waivers for teachers** page 19
9. **Appendix C: Number of Districts requesting waivers for programs** page 21
10. **Appendix D: Number of Districts requesting waivers for both (teachers and programs)** page 23
11. **Appendix E: Number of Districts did not request a waiver for 2006-2007 SY and did not have a teacher-librarian for the 2005-2006 SY** page 26
12. **Appendix F: Teacher-Librarian Program Waiver Request Form** page 28

Purpose of the Report

HF 2792 – Education Omnibus Policy/Funding bill

Sec. 49. BOARD OF EDUCATIONAL EXAMINERS = TEACHER
LIBRARIAN REVIEW. The board of educational examiners shall
review the impact the enactment of section 256.11, subsection
9, if enacted, on school districts, media specialists, and
librarians and shall submit its findings and recommendations
in a report to the chairpersons and ranking members of the
senate and house of representatives standing committees on
education by January 1, 2007.

Teacher librarian requirements

2 2 Sec. 2. Section 256.11, Code Supplement 2005, is amended
2 3 by adding the following new subsection:
2 4 NEW SUBSECTION. 9. Beginning July 1, 2006, each school
2 5 district shall have a qualified teacher librarian who shall be
2 6 licensed by the board of educational examiners under chapter
2 7 272. The state board shall establish in rule a definition of
2 8 and standards for an articulated sequential kindergarten
2 9 through grade twelve media program. A school district that
2 10 entered into a contract with an individual for employment as a
2 11 media specialist or librarian prior to June 1, 2006, shall be
2 12 considered to be in compliance with this subsection until June
2 13 30, 2011, if the individual is making annual progress toward
2 14 meeting the requirements for a teacher librarian endorsement
2 15 issued by the board of educational examiners under chapter
2 16 272. A school district that entered into a contract with an
2 17 individual for employment as a media specialist or librarian
2 18 who holds at least a master's degree in library and
2 19 information studies shall be considered to be in compliance
2 20 with this subsection until the individual leaves the employ of
2 21 the school district.

2 22 Sec. 3. Section 256.11A, Code 2005, is amended to read as
2 23 follows:

2 24 ~~256.11A GUIDANCE PROGRAM~~ TEACHER LIBRARIAN ==
2 25 MEDIA

~~SERVICES PROGRAM~~ == WAIVER.

2 26 1. ~~Schools and school districts unable to meet the~~
~~2 27 standard adopted by the state board requiring each school or~~
~~2 28 school district operating a kindergarten through grade twelve~~
~~2 29 program to provide an articulated sequential elementary~~
~~2 30 secondary guidance program~~ The board of directors of a school
2 31 district may, not later than August 1, 1995 2006, for the
2 32 school year beginning July 1, 1995 2006, file a written
2 33 request to the department of education that the department
2 34 waive the requirement for adopted by the state board pursuant
2 35 to section 256.11, subsection 9, that school or the school
3 1 district have a qualified teacher librarian. The procedures
3 2 specified in subsection 3 apply to the request. Not later
3 3 than August 1, 1996 2007, for the school year beginning July
3 4 1, 1996 2007, the board of directors of a school district or
~~3 5 the authorities in charge of a nonpublic school may request a~~
3 6 ~~one-year extension of the waiver.~~

3 7 ~~2. Not later than August 1, 1995, for the school year~~
~~3 8 beginning July 1, 1995, the board of directors of a school~~
~~3 9 district, or authorities in charge of a nonpublic school, may~~

~~3-10 file a written request with the department of education that~~
~~3-11 the department waive the rule adopted by the state board to~~
~~3-12 establish and operate a media services program to support the~~
~~3-13 total curriculum for that district or school. The procedures~~
~~3-14 specified in subsection 3 apply to the request. Not later~~
~~3-15 than August 1, 1996, for the school year beginning July 1,~~
~~3-16 1996, the board of directors of a school district or the~~
~~3-17 authorities in charge of a nonpublic school may request an~~
~~3-18 additional one-year extension of the waiver.~~

3-19 3. 2. A request for a waiver filed by the board of
3-20 directors of a school district or authorities in charge of a
~~3-21 nonpublic school shall describe actions being taken by the~~
3-22 district or school to meet the requirement for which the
3-23 district or school has requested a waiver.

Findings

1.	Number of public school districts in the State of Iowa	365
2.	Number of public school districts having a full or part time Teacher-librarian for 2005-2006 SY	252
3.	Number of public school districts not having a full or part time Teacher-librarian for 2005-2006 SY	113
4.	Number of public school districts requesting a waiver for 2006-2007 SY	
	Teacher waiver	16
	Program waiver	24
	Both	57
5.	Number of Class A licenses (less than 12 semester hours in content area) issued after June 1, 2005:*	7
6.	Number of Class B licenses (more than 12 semester hours in content area) issued after June 1, 2005:*	14
7.	Number of public school districts that did not have a full or part time Teacher-librarian for the 2005-2006 SY and did not request a waiver for the 2006-2007 SY	37
8.	Number of approved Teacher-librarian programs in the State University of Northern Iowa and University of Iowa	2
9.	Number of semester required to complete a teacher-librarian program	
	Board of Educational Examiners minimum requirements	24
	UNI – K-6 endorsement	24
	UNI – 7-12 endorsement	24
	UNI – K-12 (a Master's degree program)	36-41
	IU – K-6 endorsement	28
	IU – 7-12 endorsement	28
	IU --K-12 (a Master's degree program)	36

Data source: Iowa Department of Education
 *Board of Educational Examiners

Conclusions

Until the 2006-2007 school year BEDS data are collected and available, no assumptions can be made regarding the districts that did not request a waiver for the 2006-2007 SY and did not have a teacher-librarian during the 2005-2006 SY are out of compliance. A full or part time teacher-librarian could have been hired for the 2006-2007 SY and that data will not be available until the BEDS data 2006-2007 SY are released.

Recommendations

Since this is an initial report regarding the teacher-librarian in public school districts, and since the data for the 2006-2007 SY are not available; no assumptions can be made and no conclusions can be derived from the data available; therefore, no recommendations can be made at this time.

Appendix A

2005-2006 SY Number of Teacher-librarians by District

DIST District Name	# Full-time	# Part-time	# Library/Media Specialists
9AGWSR	1	0	1
18ADAIR-CASEY	1	0	1
27ADEL-DESOTO-MINBURN	2	0	2
63AKRON WESTFIELD	1	0	1
72ALBERT CITY-TRUESDALE	.	.	0
81ALBIA	.	.	0
99ALBURNETT	2	0	2
108ALDEN	0	1	1
126ALGONA	2	0	2
135ALLAMAKEE	1	1	2
153ALLISON-BRISTOW	1	0	1
171ALTA	1	0	1
225AMES	4	0	4
234ANAMOSA	2	1	3
243ANDREW	1	0	1
252ANITA	0	1	1
261ANKENY	10	0	10
270ANTHON-OTO	1	0	1
279APLINGTON-PARKERSBURG	2	0	2
333ARMSTRONG-RINGSTED	1	0	1
355AR-WE-VA	1	0	1
387ATLANTIC	2	0	2
414AUDUBON	1	0	1
423AURELIA	.	.	0
441A-H-S-T	1	0	1
472BALLARD	.	.	0
504BATTLE CREEK-IDA GROVE	1	0	1
513BAXTER	1	0	1
540BCLUW	.	.	0
549BEDFORD	1	0	1
576BELLE PLAINE	2	0	2
585BELLEVUE	1	0	1
594BELMOND-KLEMME	1	0	1
603BENNETT	.	.	0
609BENTON	2	0	2
621BETTENDORF	7	0	7
657EDDYVILLE-BLAKESBURG	.	.	0
720BONDURANT-FARRAR	1	0	1
729BOONE	2	1	3
747BOYDEN-HULL	.	.	0
819WEST HANCOCK	0	1	1
846BROOKLYN-GUERNSEY-MALCOM	1	0	1
873NORTH IOWA	0	1	1

882 BURLINGTON	6	0	6
914 C AND M	.	.	0
916 CAL	0	1	1
918 CALAMUS-WHEATLAND	.	.	0
936 CAMANCHE	2	0	2
977 CARDINAL	.	.	0
981 CARLISLE	2	0	2
999 CARROLL	3	0	3
1044 CEDAR FALLS	7	0	7
1053 CEDAR RAPIDS	22	1	23
1062 CENTER POINT-URBANA	2	0	2
1071 CENTERVILLE	3	0	3
1079 CENTRAL LEE	.	.	0
1080 CENTRAL	1	0	1
1082 CENTRAL CLINTON	2	0	2
1089 CENTRAL CITY	.	.	0
1093 CENTRAL DECATUR	2	0	2
1095 CENTRAL LYON	2	0	2
1107 CHARITON	.	.	0
1116 CHARLES CITY	2	0	2
1134 CHARTER OAK-UTE	.	.	0
1152 CHEROKEE	.	.	0
1197 CLARINDA	1	0	1
1206 CLARION-GOLDFIELD	2	0	2
1211 CLARKE	2	0	2
1215 CLARKSVILLE	1	0	1
1218 CLAY CENTRAL-EVERLY	0	2	2
1221 CLEAR CREEK AMANA	3	0	3
1224 CLEARFIELD	.	.	0
1233 CLEAR LAKE	3	0	3
1278 CLINTON	3	0	3
1332 COLFAX-MINGO	1	0	1
1337 COLLEGE	6	0	6
1350 COLLINS-MAXWELL	.	.	0
1359 COLO-NESCO	.	.	0
1368 COLUMBUS	.	.	0
1413 COON RAPIDS-BAYARD	.	.	0
1431 CORNING	1	0	1
1449 CORWITH-WESLEY	.	.	0
1476 COUNCIL BLUFFS	5	0	5
1503 CRESTON	2	0	2
1576 DALLAS CENTER-GRIMES	3	0	3
1602 DANVILLE	.	.	0
1611 DAVENPORT	10	0	10
1619 DAVIS COUNTY	1	0	1
1638 DECORAH	2	0	2
1647 DEEP RIVER-MILLERSBURG	0	1	1
1675 DELWOOD	.	.	0

1701 DENISON	3	0	3
1719 DENVER	1	0	1
1737 DES MOINES INDEPENDENT	9	1	10
1782 DIAGONAL	.	.	0
1791 DIKE-NEW HARTFORD	1	0	1
1854 DOWS	.	.	0
1863 DUBUQUE	4	0	4
1908 DUNKERTON	.	.	0
1917 BOYER VALLEY	1	1	2
1926 DURANT	1	0	1
1944 EAGLE GROVE	1	0	1
1953 EARLHAM	.	.	0
1963 EAST BUCHANAN	.	.	0
1965 EAST CENTRAL	0	1	1
1967 EAST GREENE	.	.	0
1968 EAST MARSHALL	0	1	1
1970 EAST UNION	1	0	1
1972 EASTERN ALLAMAKEE	.	.	0
1975 RIVER VALLEY	1	0	1
1989 EDGEWOOD-COLESBURG	1	0	1
2007 ELDORA-NEW PROVIDENCE	1	0	1
2016 ELK HORN-KIMBALLTON	.	.	0
2088 EMMETSBURG	1	0	1
2097 ENGLISH VALLEYS	.	.	0
2113 ESSEX	.	.	0
2124 ESTHERVILLE LINCOLN	1	0	1
2151 EXIRA	0	1	1
2169 FAIRFIELD	2	0	2
2205 FARRAGUT	1	0	1
2295 FOREST CITY	.	.	0
2313 FORT DODGE	6	0	6
2322 FORT MADISON	1	0	1
2349 FREDERICKSBURG	1	0	1
2367 FREMONT	.	.	0
2369 FREMONT-MILLS	1	0	1
2376 GALVA-HOLSTEIN	1	0	1
2403 GARNER-HAYFIELD	1	0	1
2457 GEORGE-LITTLE ROCK	.	.	0
2466 GILBERT	.	.	0
2493 GILMORE CITY-BRADGATE	.	.	0
2502 GLADBROOK-REINBECK	1	0	1
2511 GLENWOOD	1	0	1
2520 GLIDDEN-RALSTON	1	0	1
2556 GRAETTINGER	.	.	0
2664 GREENE	2	0	2
2673 NODAWAY VALLEY	1	0	1
2682 GMG	1	1	2
2709 GRINNELL-NEWBURG	3	0	3

2718 GRISWOLD	0	1	1
2727 GRUNDY CENTER	2	0	2
2754 GUTHRIE CENTER	1	0	1
2763 CLAYTON RIDGE	1	0	1
2766 H-L-V	1	0	1
2772 HAMBURG	.	.	0
2781 HAMPTON-DUMONT	2	0	2
2826 HARLAN	3	0	3
2834 HARMONY	.	.	0
2846 HARRIS-LAKE PARK	1	0	1
2862 HARTLEY-MELVIN-SANBORN	.	.	0
2977 HIGHLAND	1	0	1
2988 HINTON	.	.	0
3029 HOWARD-WINNESHIEK	2	0	2
3033 HUBBARD-RADCLIFFE	1	0	1
3042 HUDSON	1	0	1
3060 HUMBOLDT	2	0	2
3105 INDEPENDENCE	2	0	2
3114 INDIANOLA	1	0	1
3119 INTERSTATE 35	.	.	0
3141 IOWA CITY	14	0	14
3150 IOWA FALLS	0	1	1
3154 IOWA VALLEY	1	0	1
3168 IKM	1	0	1
3186 JANESVILLE CONSOLIDATED	1	0	1
3195 JEFFERSON-SCRANTON	1	0	1
3204 JESUP	1	0	1
3231 JOHNSTON	7	0	7
3312 KEOKUK	2	0	2
3330 KEOTA	.	.	0
3348 KINGSLEY-PIERSON	1	0	1
3375 KNOXVILLE	2	0	2
3420 LAKE MILLS	.	.	0
3465 LAMONI	0	1	1
3537 LAURENS-MARATHON	1	0	1
3555 LAWTON-BRONSON	1	0	1
3600 LE MARS	2	0	2
3609 LENOX	.	.	0
3645 LEWIS CENTRAL	4	0	4
3691 NORTH CEDAR	.	.	0
3705 LINEVILLE-CLIO	.	.	0
3715 LINN-MAR	8	0	8
3744 LISBON	1	0	1
3798 LOGAN-MAGNOLIA	1	0	1
3816 LONE TREE	.	.	0
3841 LOUISA-MUSCATINE	1	0	1
3897 LUVERNE	.	.	0
3906 LYNNVILLE-SULLY	1	0	1

3942 MADRID	1	0	1
3978 MALVERN	0	1	1
4014 MANNING	1	0	1
4023 MANSON NORTHWEST WEBSTER	1	0	1
4033 MAPLE VALLEY	.	.	0
4041 MAQUOKETA	2	1	3
4043 MAQUOKETA VALLEY	1	0	1
4068 MARCUS-MERIDEN-CLEGHORN	1	0	1
4086 MARION INDEPENDENT	3	1	4
4104 MARSHALLTOWN	8	0	8
4122 MARTENSDALE-ST MARYS	1	0	1
4131 MASON CITY	6	0	6
4149 MOC-FLOYD VALLEY	3	0	3
4203 MEDIAPOLIS	1	0	1
4212 MELCHER-DALLAS	.	.	0
4266 MESERVEY-THORNTON	.	.	0
4269 MIDLAND	1	0	1
4271 MID-PRAIRIE	2	0	2
4356 MISSOURI VALLEY	1	0	1
4419 MFL MARMAC	0	1	1
4437 MONTEZUMA	1	0	1
4446 MONTICELLO	1	0	1
4491 MORAVIA	.	.	0
4505 MORMON TRAIL	1	0	1
4509 MORNING SUN	.	.	0
4518 MOULTON-UDELL	.	.	0
4527 MOUNT AYR	2	0	2
4536 MOUNT PLEASANT	1	0	1
4554 MOUNT VERNON	2	0	2
4572 MURRAY	1	0	1
4581 MUSCATINE	7	0	7
4599 NASHUA-PLAINFIELD	.	.	0
4617 NEVADA	2	0	2
4644 NEWELL-FONDA	1	0	1
4662 NEW HAMPTON	2	0	2
4689 NEW LONDON	.	.	0
4698 NEW MARKET	1	0	1
4725 NEWTON	3	0	3
4751 NISHNA VALLEY	.	.	0
4761 NORA SPRINGS-ROCK FALLS	.	.	0
4772 NORTH CENTRAL	.	.	0
4773 NORTHEAST	.	.	0
4774 NORTH FAYETTE	1	0	1
4775 NORTHEAST HAMILTON	.	.	0
4776 NORTH MAHASKA	0	1	1
4777 NORTH LINN	1	0	1
4778 NORTH KOSSUTH	.	.	0
4779 NORTH POLK	1	0	1

4784 NORTH SCOTT	5	0	5
4785 NORTH TAMA COUNTY	1	0	1
4787 NORTH WINNESHIEK	0	1	1
4788 NORTHWOOD-KENSETT	.	.	0
4797 NORWALK	2	0	2
4860 ODEBOLT-ARTHUR	1	0	1
4869 OELWEIN	2	0	2
4878 OGDEN	1	0	1
4890 OKOBOJI	.	.	0
4905 OLIN CONSOLIDATED	0	1	1
4978 ORIENT-MACKSBURG	.	.	0
4995 OSAGE	2	0	2
5013 OSKALOOSA	2	0	2
5049 OTTUMWA	5	0	5
5121 PANORAMA	2	0	2
5139 PATON-CHURDAN	.	.	0
5160 PCM	1	0	1
5163 PEKIN	.	.	0
5166 PELLA	3	0	3
5184 PERRY	2	0	2
5250 PLEASANT VALLEY	6	0	6
5256 PLEASANTVILLE	1	0	1
5283 POCAHONTAS AREA	.	.	0
5301 POMEROY-PALMER	1	0	1
5310 POSTVILLE	1	0	1
5325 PRAIRIE VALLEY	.	.	0
5328 PRESCOTT	1	0	1
5337 PRESTON	1	0	1
5463 RED OAK	2	0	2
5486 REMSEN-UNION	1	0	1
5508 RICEVILLE	0	1	1
5510 RIVERSIDE	1	0	1
5607 ROCK VALLEY	1	0	1
5616 ROCKWELL-SWALEDALE	0	1	1
5625 ROCKWELL CITY-LYTTON	1	0	1
5643 ROLAND-STORY	1	0	1
5697 RUDD-ROCKFORD-MARBLE RK	1	0	1
5715 RUSSELL	1	0	1
5724 RUTHVEN-AYRSHIRE	1	0	1
5742 SAC	1	0	1
5751 ST ANSGAR	1	0	1
5805 SAYDEL	1	0	1
5823 SCHALLER-CRESTLAND	.	.	0
5832 SCHLESWIG	.	.	0
5868 SENTRAL	1	0	1
5877 SERGEANT BLUFF-LUTON	1	0	1
5895 SEYMOUR	1	0	1
5922 SHEFFIELD-CHAPIN	.	.	0

5949 SHELDON	1	0	1
5976 SHENANDOAH	2	0	2
5994 SIBLEY-OCHEYEDAN	1	0	1
6003 SIDNEY	1	0	1
6012 SIGOURNEY	1	0	1
6030 SIOUX CENTER	1	0	1
6035 SIOUX CENTRAL	1	0	1
6039 SIOUX CITY	7	1	8
6091 SOUTHERN CAL	1	0	1
6092 SOUTH CLAY	.	.	0
6093 SOLON	.	.	0
6094 SOUTHEAST WARREN	.	.	0
6095 SOUTH HAMILTON	.	.	0
6096 SOUTHEAST WEBSTER GRAND	1	0	1
6097 SOUTH PAGE	1	0	1
6098 SOUTH TAMA COUNTY	2	0	2
6099 SOUTH O'BRIEN	1	0	1
6100 SOUTH WINNESHIEK	1	0	1
6101 SOUTHEAST POLK	4	0	4
6102 SPENCER	0	1	1
6120 SPIRIT LAKE	3	0	3
6138 SPRINGVILLE	1	0	1
6165 STANTON	.	.	0
6175 STARMONT	1	0	1
6219 STORM LAKE	1	0	1
6246 STRATFORD	.	.	0
6264 WEST CENTRAL VALLEY	.	.	0
6273 SUMNER	1	0	1
6345 TERRIL	.	.	0
6408 TIPTON	1	0	1
6417 TITONKA CONSOLIDATED	.	.	0
6453 TREYNOR	1	0	1
6460 TRI-CENTER	.	.	0
6462 TRI-COUNTY	.	.	0
6471 TRIPOLI	.	.	0
6509 TURKEY VALLEY	1	0	1
6512 TWIN CEDARS	.	.	0
6516 TWIN RIVERS	.	.	0
6534 UNDERWOOD	1	0	1
6536 UNION	2	0	2
6561 UNITED	.	.	0
6579 URBANDALE	3	0	3
6591 VALLEY	0	1	1
6592 VAN BUREN	1	0	1
6615 VAN METER	1	0	1
6633 VENTURA	.	.	0
6651 VILLISCA	.	.	0
6660 VINTON-SHELLSBURG	4	0	4

6700 WACO	0	1	1
6741 WALL LAKE VIEW AUBURN	0	1	1
6750 WALNUT	1	0	1
6759 WAPELLO	.	.	0
6762 WAPSIE VALLEY	.	.	0
6768 WASHINGTON	3	0	3
6795 WATERLOO	18	0	18
6822 WAUKEE	6	0	6
6840 WAVERLY-SHELL ROCK	3	0	3
6854 WAYNE	0	1	1
6867 WEBSTER CITY	2	0	2
6921 WEST BEND-MALLARD	1	0	1
6930 WEST BRANCH	1	0	1
6937 WEST BURLINGTON IND	1	0	1
6943 WEST CENTRAL	.	.	0
6950 WEST DELAWARE COUNTY	3	0	3
6957 WEST DES MOINES	8	0	8
6961 WESTERN DUBUQUE	4	0	4
6969 WEST HARRISON	1	0	1
6975 WEST LIBERTY	2	0	2
6983 WEST LYON	.	.	0
6985 WEST MARSHALL	1	0	1
6987 WEST MONONA	.	.	0
6990 WEST SIOUX	1	0	1
6992 WESTWOOD	1	0	1
7002 WHITING	0	1	1
7029 WILLIAMSBURG	1	0	1
7038 WILTON	.	.	0
7047 WINFIELD-MT UNION	.	.	0
7056 WINTERSET	1	0	1
7083 WODEN-CRYSTAL LAKE	.	.	0
7092 WOODBINE	.	.	0
7098 WOODBURY CENTRAL	1	0	1
7110 WOODWARD-GRANGER	.	.	0
State - Public School Only	508	37	545

Appendix B

Number of Districts requesting waivers for teachers for 2006-07 SY

Albert City Truesdale
Ar-We-Va
Boyden Hull
C & M
Cherokee
Diagonal
Hubbard Radcliffe
Maquoketa Valley
Moulton-Udell
New London
Prairie City-Monroe
Preston
Stratford
Tri County
United
Woodward-Granger

Appendix C

Number of Districts requesting waivers for programs for 2006-07 SY

Audubon
Bellevue
Benton
Central Lee
Charles City
Clarkesville
Coon Rapids-Bayard
Deep River Millersburg
Eldora New Providence
Highland
Iowa Valley
Manson Northwest Webster
North Tama
Ogden
Pekin
Perry
Rock Valley
Rockwell-Swaledale
Ruthven-Ayrshire
Saydel
Solon
Titonka
Tripoli
Williamsburg

Appendix D

**Number of Districts requesting waivers for both (teachers and programs) for
2006-07 SY**

Albia
Anthon-Oto
Aurelia
Ballard
Bennett
Calamus/Wheatland
Central City
Clearfield
Colo-Nesco
Columbus
Danville
Delwood
Dunkerton
East Buchanan
Eastern Allamakee
English Valley
Esex
George-Little Rock
Gilmore City-Bradgate
Graettinger
Harmony
Hinton
I35
Keota
Laurens-Marathon
Lenox
Lynnville-Sully
Maple Valley
Martensdale-St. Mary's
Melcher-Dallas
Meservey-Thornton
Moravia
Nashua-Plainfield
New Market
Nishna Valley
North Cedar
North Central

North Polk
Northeast
Northeast Hamilton
Northwood Kensett
Paton-Churdan
Schaller-Crestland
Schleswig
Sheffield-Chapin
Terrill
Twin Cedars
Villisca
Wapello
Wapsie Valley
West Bend-Mallard
West Central
West Central Valley
West Hancock
West Lyon
Wilton
Woodbine

Appendix E

Number of Districts did not request a waiver for 2006-2007 SY and did not have a teacher-librarian for the 2005-2006 SY

#	District	Student Population
540	BCLUW	642
657	EDDYVILLE-BLAKESBURG	857
977	CARDINAL	650
1107	CHARITON	1477
1134	CHARTER OAK-UTE	312
1350	COLLINS-MAXWELL	564
1449	CORWITH-WESLEY	174
1854	DOWS	75
1953	EARLHAM	627
1967	EAST GREENE	378
2016	ELK HORN-KIMBALLTON	286
2295	FOREST CITY	1366
2367	FREMONT	145
2466	GILBERT	1045
2772	HAMBURG	310
2862	HARTLEY-MELVIN-SANBORN	743
3420	LAKE MILLS	764
3705	LINEVILLE-CLIO	597
3816	LONE TREE	465
3897	LUVERNE	98
4509	MORNING SUN	177
4761	NORA SPRINGS-ROCK FALLS	447
4778	NORTH KOSSUTH	327
4890	OKOBOJI	952
4978	ORIENT-MACKSBURG	263
5283	POCAHONTAS AREA	626
5325	PRAIRIE VALLEY	757
6092	SOUTH CLAY	64
6094	SOUTHEAST WARREN	575
6095	SOUTH HAMILTON	720
6165	STANTON	305
6460	TRI-CENTER	861
6516	TWIN RIVERS	150
6633	VENTURA	362
6987	WEST MONONA	677
7047	WINFIELD-MT UNION	424
7083	WODEN-CRYSTAL LAKE	146

Appendix F

**Teacher Librarian/Media Program Waiver Request
 For the 2006-2007 School Year
 Request for Approval Due by August 1, 2006**

Send the completed form below to:

Del Hoover, Deputy Division Administrator
 Division of Early Childhood, Elementary & Secondary Education
 Iowa Department of Education
 Grimes State Office Building
 Des Moines, IA 50319

School District Name	AEA
----------------------	-----

--	--

School District Contact Person	Phone
--------------------------------	-------

--	--

Directions:

1. Complete Section A for a Teacher Librarian waiver request.
2. Complete Section B for a Media Program waiver request.
3. Complete Sections A & B for a waiver request for both Teacher Librarian AND Media Program.

Section A: Teacher Librarian Waiver Request

Please do not request a Teacher Librarian Waiver if any of the four conditions apply to your district:

- Your district currently employs a fully licensed individual (individual holds an Iowa teaching license).
- Your district entered into a contract with an individual for employment as a media specialist or librarian prior to June 1, 2006 and the individual is making annual progress toward meeting the requirements for a teacher librarian endorsement.
- Your district employs a media specialist or librarian who has a master's degree in library and information studies but does not currently hold an Iowa teaching license.
- Your district entered into a contract via 28E agreement with an individual for employment as a media specialist or librarian prior to June 1, 2006 and the individual is making annual progress toward meeting the requirements for a teacher librarian endorsement or is already fully licensed.

_____ Our district requests a teacher librarian wavier for the 2006-2007 school year.

Section B: Media Program Waiver Request

_____ Our district requests a media program waiver for the 2006-2007 school year because an articulated sequential K-12 media program currently does not exist and/or has not been recently updated.

Note: The Department of Education in partnership with the State Librarian and staff and the AEA media directors will be developing rules and program technical assistance during the 2006-2007 school year.

Describe below the actions being taken by the district to meet the requirement for which it is seeking a waiver (check all that apply).

_____ The district will make an effort to employ a fully licensed teacher librarian by 2007-2008 or sooner.

_____ The district will pursue sharing a teacher librarian with another district through a 28E agreement by 2007-2008 or sooner.

_____ The district will develop or revise an articulated sequential K-12 media program by 2007-2008 or sooner.

_____ Other Actions - Specify in 2 to 3 direct sentences (please, no attachments).

By submitting this Teacher Librarian/Media Program waiver request, your district makes the following assurance:

_____ The District's Board of Education will approve this waiver request by August 31, 2006.

Required Signatures

_____ Superintendent _____ Date

_____ Board President _____ Date

The Iowa Department of Education will complete the section below.

Yes	No	Required Components of Request for New Innovative School Year
		a) Request for teacher librarian and/or media program include signatures of both superintendent and board president
		b) Assurance has been checked
		c) Actions being taken by the district to meet the requirements for which it is requesting a waiver are included
Yes	No	Results of Request for a New Innovative School Year
		Pursuant to the provisions of H.F. 2792, Section 3 (2006) the Department grants your school district's request for a teacher librarian waiver for the 2006-2007 regularly established school year.
		Pursuant to the provisions of H.F. 2792, Section 2 (2006), the Department grants your school district's request for a media program waiver for the 2006-2007 regularly established school year.
Approved by:		Date

STATE LIBRARY OF IOWA



3 1723 02096 8822