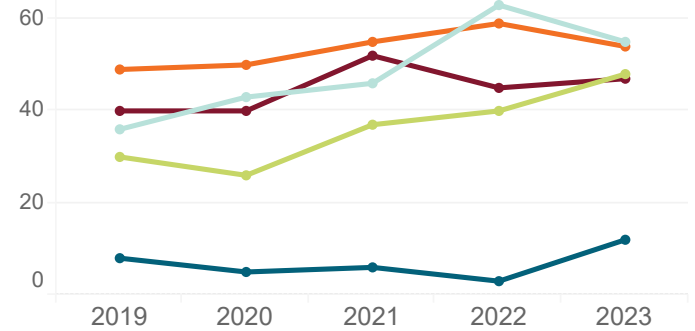


Iowa Substance Abuse Deaths

(2019–2024* Occurrence Data)

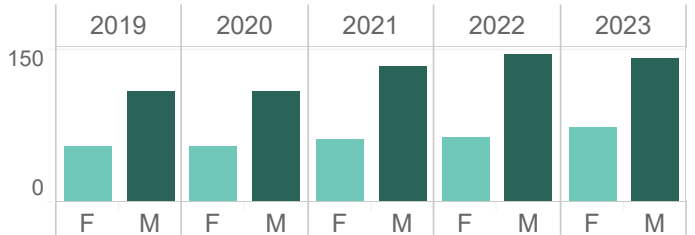
of Deaths Involving Psychostimulants by Age Group

	2019	2020	2021	2022	2023	2024
00–24	8	5	6	3	12	0
25–34	30	26	37	40	48	2
35–44	36	43	46	63	55	3
45–54	40	40	52	45	47	7
55+	49	50	55	59	54	5
Total	163	164	196	210	216	17



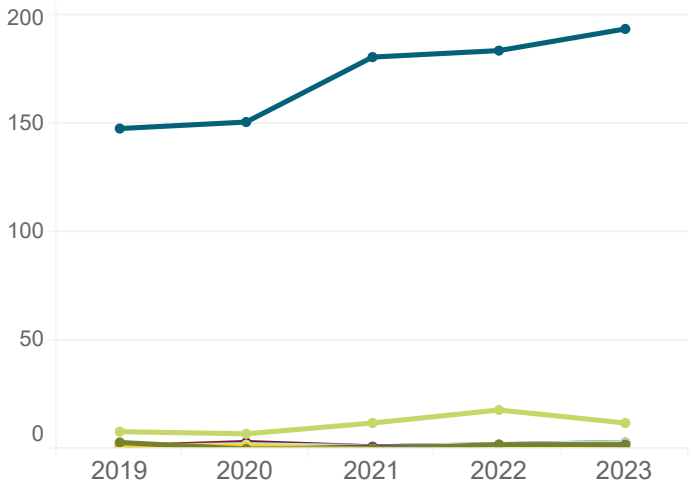
of Deaths Involving Psychostimulants by Sex

	2019	2020	2021	2022	2023	2024
Female	55	56	62	64	74	4
Male	108	108	134	146	142	13
Total	163	164	196	210	216	17



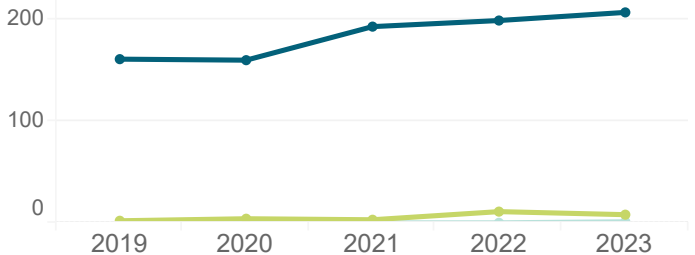
of Deaths Involving Psychostimulants by Race

	2019	2020	2021	2022	2023	2024
White	148	151	181	184	194	13
Black	8	7	12	18	12	2
AIAN	3	0	0	2	2	0
Asian	2	1	0	1	2	0
NHOPI	0	0	1	1	0	0
ToM Races	1	2	1	2	3	1
Oth. / Unk.	1	3	1	2	3	1
Total	163	164	196	210	216	17



of Deaths Involving Psychostimulants by Ethnicity

	2019	2020	2021	2022	2023	2024
Hispanic	2	4	3	11	8	1
Non-Hisp.	161	160	193	199	207	16
Unknown	0	0	0	0	1	0
Total	163	164	196	210	216	17



* 2023–2024 data are preliminary and will change as records are registered. Data shown through 2/29/2024.
 Preliminary data last updated 4/1/2024. Report generated 4/2/2024 1:34:36 PM.
 Data Source: Iowa Department of Health and Human Services, Bureau of Health Statistics.