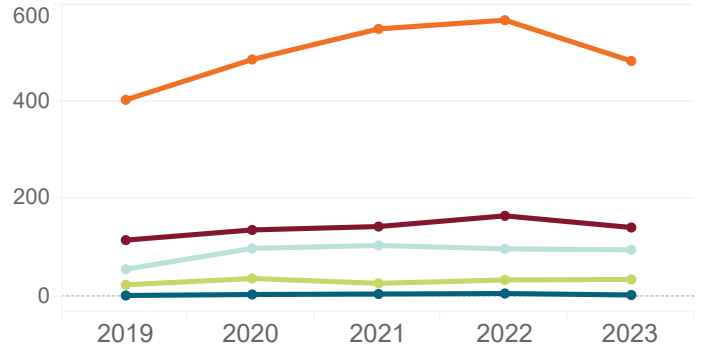


Iowa Substance Abuse Deaths

(2019–2024* Occurrence Data)

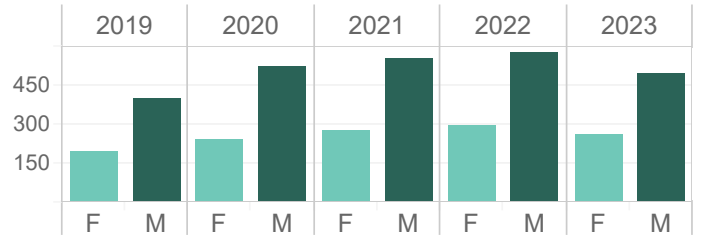
of Deaths Involving Alcohol by Age Group

	2019	2020	2021	2022	2023	2024
00–24	1	3	4	5	2	2
25–34	23	36	26	33	34	7
35–44	55	98	104	97	95	17
45–54	115	136	143	165	141	20
55+	404	487	550	568	484	79
Total	598	760	827	868	756	125



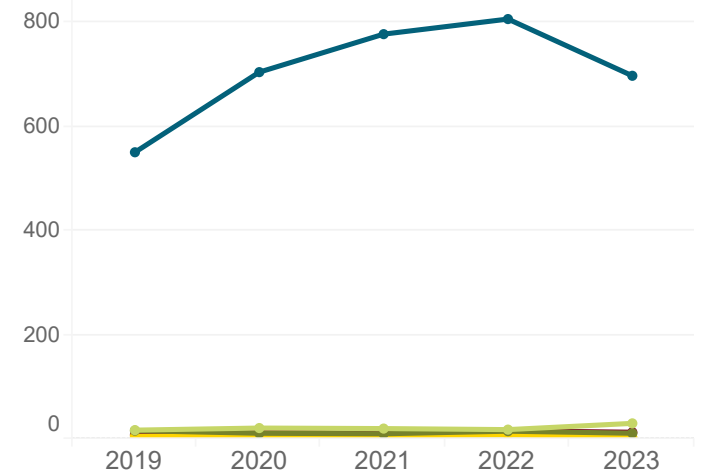
of Deaths Involving Alcohol by Sex

	2019	2020	2021	2022	2023	2024
Female	197	239	274	295	260	45
Male	401	521	553	573	496	80
Total	598	760	827	868	756	125



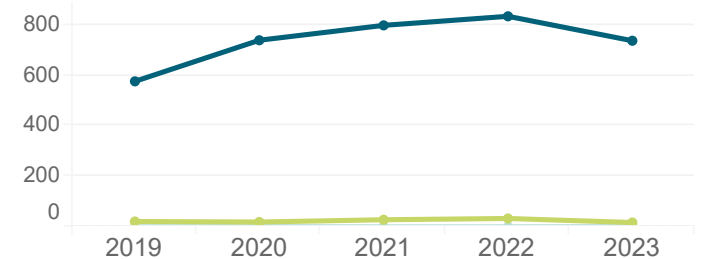
of Deaths Involving Alcohol by Race

	2019	2020	2021	2022	2023	2024
White	551	705	778	807	698	113
Black	17	21	20	18	30	4
AIAN	16	11	10	15	11	1
Asian	5	6	6	8	3	0
ToM Races	1	2	3	4	1	0
Oth. / Unk.	8	15	10	16	13	7
Total	598	760	827	868	756	125



of Deaths Involving Alcohol by Ethnicity

	2019	2020	2021	2022	2023	2024
Hispanic	21	19	28	33	17	8
Non-Hisp.	577	740	799	835	738	116
Unknown	0	1	0	0	1	1
Total	598	760	827	868	756	125



* 2023–2024 data are preliminary and will change as records are registered. Data shown through 2/29/2024.
 Preliminary data last updated 4/1/2024. Report generated 4/2/2024 1:34:36 PM.
 Data Source: Iowa Department of Health and Human Services, Bureau of Health Statistics.