

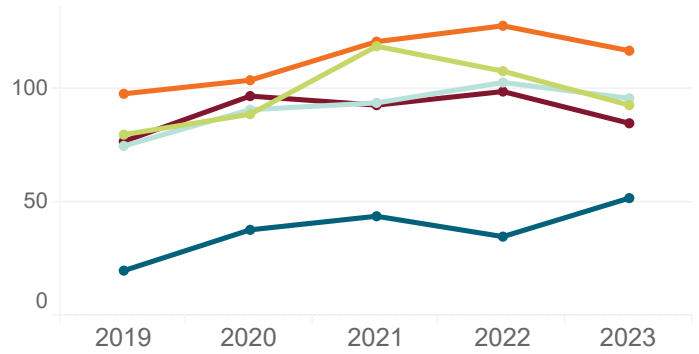


Iowa Substance Abuse Deaths

(2019–2024* Occurrence Data)

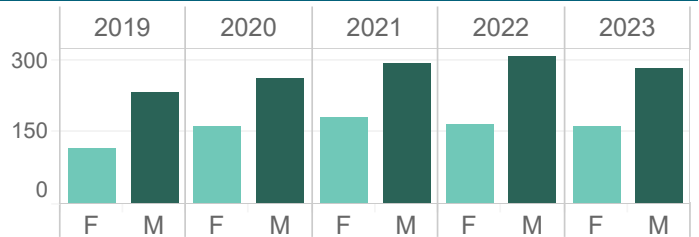
of Deaths Involving All Drugs by Age Group

| | 2019 | 2020 | 2021 | 2022 | 2023 | 2024 |
|--------------|------------|------------|------------|------------|------------|-----------|
| 00–24 | 20 | 38 | 44 | 35 | 52 | 0 |
| 25–34 | 80 | 89 | 119 | 108 | 93 | 6 |
| 35–44 | 75 | 91 | 94 | 103 | 96 | 4 |
| 45–54 | 77 | 97 | 93 | 99 | 85 | 11 |
| 55+ | 98 | 104 | 121 | 128 | 117 | 9 |
| Total | 350 | 419 | 471 | 473 | 443 | 30 |



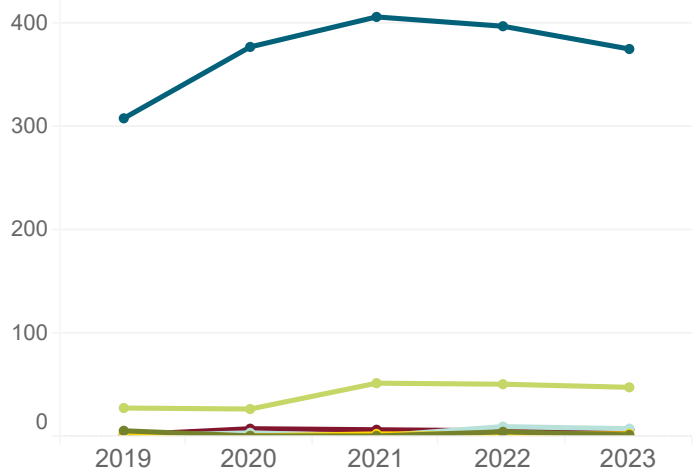
of Deaths Involving All Drugs by Sex

| | 2019 | 2020 | 2021 | 2022 | 2023 | 2024 |
|--------------|------------|------------|------------|------------|------------|-----------|
| Female | 117 | 160 | 178 | 166 | 162 | 12 |
| Male | 233 | 259 | 293 | 307 | 281 | 18 |
| Total | 350 | 419 | 471 | 473 | 443 | 30 |



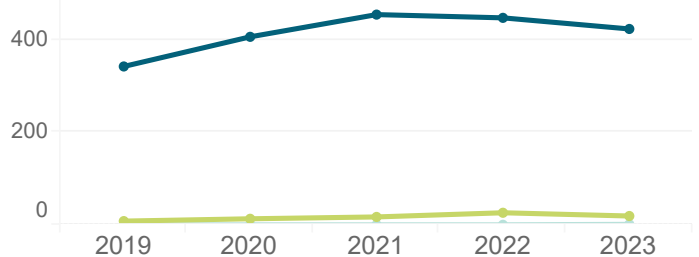
of Deaths Involving All Drugs by Race

| | 2019 | 2020 | 2021 | 2022 | 2023 | 2024 |
|--------------|------------|------------|------------|------------|------------|-----------|
| White | 308 | 377 | 406 | 397 | 375 | 25 |
| Black | 28 | 27 | 52 | 51 | 48 | 2 |
| AIAN | 6 | 1 | 1 | 5 | 2 | 0 |
| Asian | 4 | 1 | 3 | 3 | 3 | 1 |
| NHOPI | 1 | 1 | 1 | 1 | 0 | 0 |
| ToM Races | 1 | 4 | 1 | 10 | 8 | 1 |
| Oth. / Unk. | 2 | 8 | 7 | 6 | 7 | 1 |
| Total | 350 | 419 | 471 | 473 | 443 | 30 |



of Deaths Involving All Drugs by Ethnicity

| | 2019 | 2020 | 2021 | 2022 | 2023 | 2024 |
|--------------|------------|------------|------------|------------|------------|-----------|
| Hispanic | 8 | 13 | 17 | 26 | 19 | 2 |
| Non-Hisp. | 342 | 406 | 454 | 447 | 423 | 28 |
| Unknown | 0 | 0 | 0 | 0 | 1 | 0 |
| Total | 350 | 419 | 471 | 473 | 443 | 30 |



* 2023–2024 data are preliminary and will change as records are registered. Data shown through 2/29/2024.
 Preliminary data last updated 4/1/2024. Report generated 4/2/2024 1:34:36 PM.
 Data Source: Iowa Department of Health and Human Services, Bureau of Health Statistics.