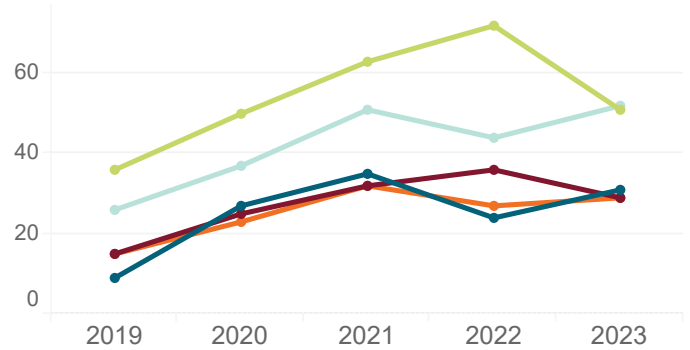


# Iowa Substance Abuse Deaths

(2019–2024\* Occurrence Data)

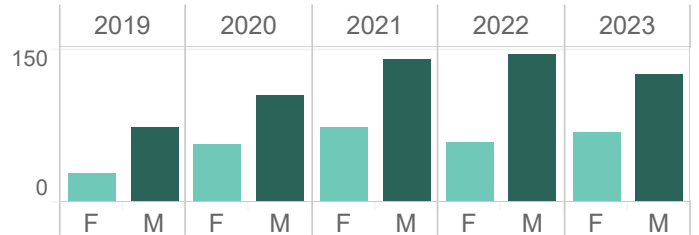
## # of Deaths Involving Synthetic Narcotics by Age Group

	2019	2020	2021	2022	2023	2024
00–24	9	27	35	24	31	0
25–34	36	50	63	72	51	4
35–44	26	37	51	44	52	2
45–54	15	25	32	36	29	1
55+	15	23	32	27	29	0
<b>Total</b>	<b>101</b>	<b>162</b>	<b>213</b>	<b>203</b>	<b>192</b>	<b>7</b>



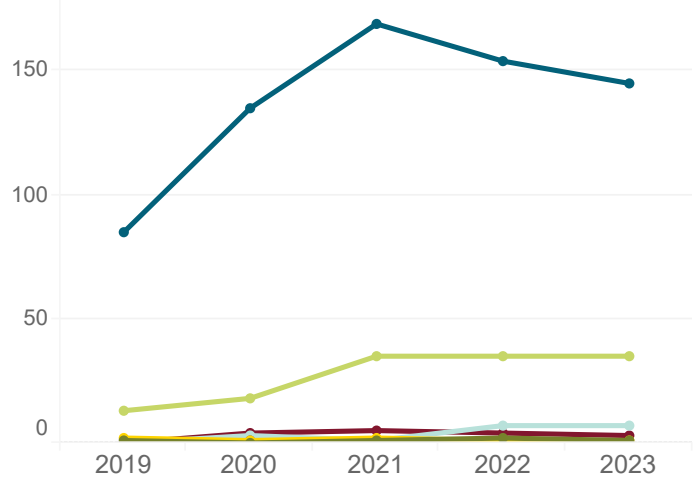
## # of Deaths Involving Synthetic Narcotics by Sex

	2019	2020	2021	2022	2023	2024
Female	28	57	73	58	68	2
Male	73	105	140	145	124	5
<b>Total</b>	<b>101</b>	<b>162</b>	<b>213</b>	<b>203</b>	<b>192</b>	<b>7</b>



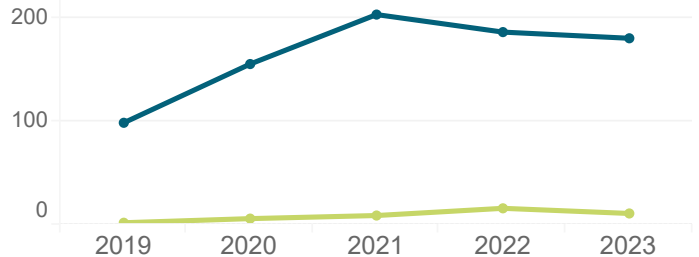
## # of Deaths Involving Synthetic Narcotics by Race

	2019	2020	2021	2022	2023	2024
White	85	135	169	154	145	5
Black	13	18	35	35	35	1
AIAN	1	0	1	2	1	0
Asian	2	1	2	1	1	0
NHOPI	0	1	0	0	0	0
ToM Races	0	3	1	7	7	0
Oth. / Unk.	0	4	5	4	3	1
<b>Total</b>	<b>101</b>	<b>162</b>	<b>213</b>	<b>203</b>	<b>192</b>	<b>7</b>



## # of Deaths Involving Synthetic Narcotics by Ethnicity

	2019	2020	2021	2022	2023	2024
Hispanic	2	6	9	16	11	2
Non-Hisp.	99	156	204	187	181	5
<b>Total</b>	<b>101</b>	<b>162</b>	<b>213</b>	<b>203</b>	<b>192</b>	<b>7</b>



\* 2023–2024 data are preliminary and will change as records are registered. Data shown through 2/29/2024.  
 Preliminary data last updated 4/1/2024. Report generated 4/2/2024 1:34:36 PM.  
 Data Source: Iowa Department of Health and Human Services, Bureau of Health Statistics.