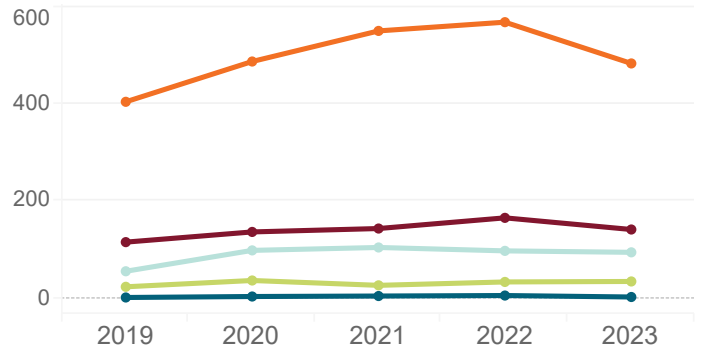


# Iowa Substance Abuse Deaths

(2019–2024\* Occurrence Data)

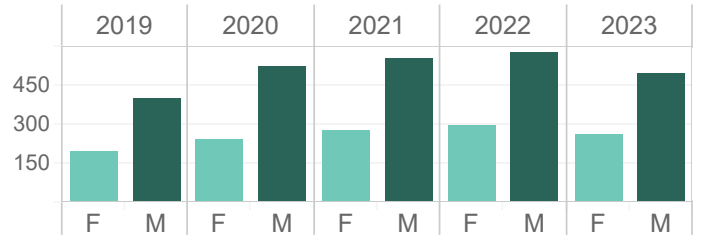
## # of Deaths Involving Alcohol by Age Group

	2019	2020	2021	2022	2023	2024
00–24	1	3	4	5	2	1
25–34	23	36	26	33	34	3
35–44	55	98	104	97	94	8
45–54	115	136	143	165	141	8
55+	404	487	550	568	483	40
<b>Total</b>	<b>598</b>	<b>760</b>	<b>827</b>	<b>868</b>	<b>754</b>	<b>60</b>



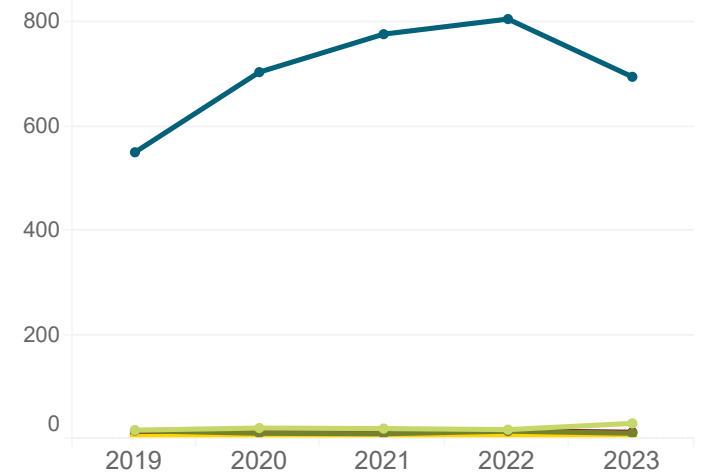
## # of Deaths Involving Alcohol by Sex

	2019	2020	2021	2022	2023	2024
Female	197	239	274	295	259	20
Male	401	521	553	573	495	40
<b>Total</b>	<b>598</b>	<b>760</b>	<b>827</b>	<b>868</b>	<b>754</b>	<b>60</b>



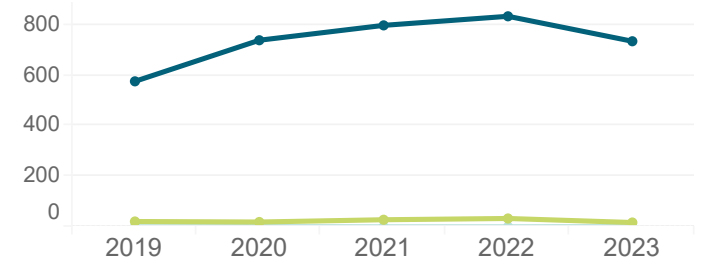
## # of Deaths Involving Alcohol by Race

	2019	2020	2021	2022	2023	2024
White	551	705	778	807	696	56
Black	17	21	20	18	30	0
AIAN	16	11	10	15	11	0
Asian	5	6	6	8	3	0
ToM Races	1	2	3	4	1	0
Oth. / Unk.	8	15	10	16	13	4
<b>Total</b>	<b>598</b>	<b>760</b>	<b>827</b>	<b>868</b>	<b>754</b>	<b>60</b>



## # of Deaths Involving Alcohol by Ethnicity

	2019	2020	2021	2022	2023	2024
Hispanic	21	19	28	33	17	5
Non-Hisp.	577	740	799	835	736	55
Unknown	0	1	0	0	1	0
<b>Total</b>	<b>598</b>	<b>760</b>	<b>827</b>	<b>868</b>	<b>754</b>	<b>60</b>



\* 2023–2024 data are preliminary and will change as records are registered. Data shown through 1/31/2024.  
 Preliminary data last updated 3/5/2024. Report generated 3/7/2024 8:17:24 AM.  
 Data Source: Iowa Department of Health and Human Services, Bureau of Health Statistics.