

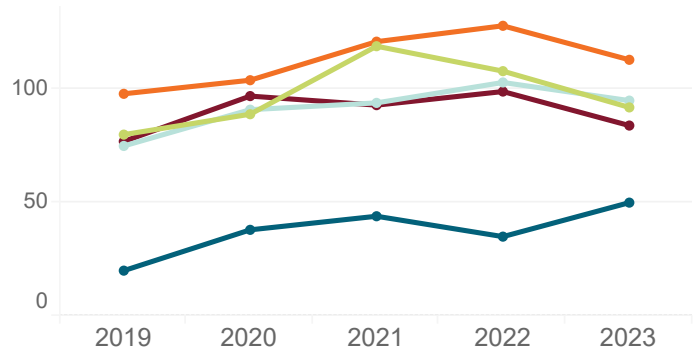


Iowa Substance Abuse Deaths

(2019–2024* Occurrence Data)

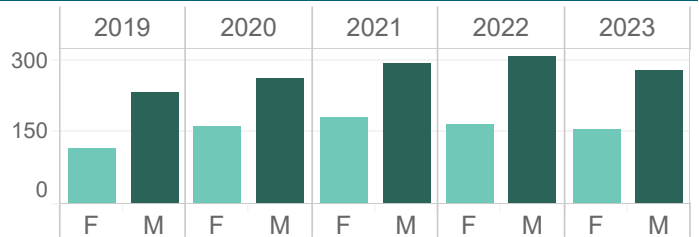
of Deaths Involving All Drugs by Age Group

	2019	2020	2021	2022	2023	2024
00–24	20	38	44	35	50	0
25–34	80	89	119	108	92	1
35–44	75	91	94	103	95	2
45–54	77	97	93	99	84	1
55+	98	104	121	128	113	3
Total	350	419	471	473	434	7



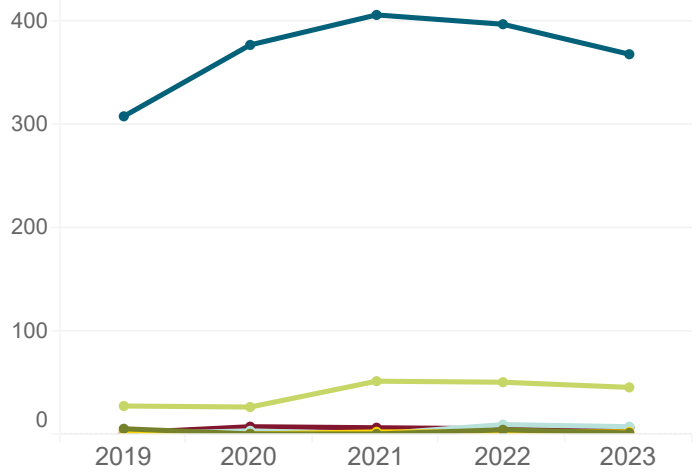
of Deaths Involving All Drugs by Sex

	2019	2020	2021	2022	2023	2024
Female	117	160	178	166	156	1
Male	233	259	293	307	278	6
Total	350	419	471	473	434	7



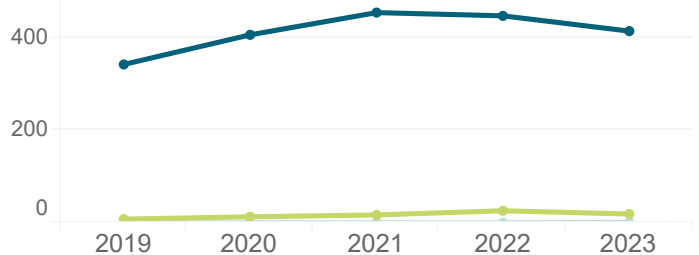
of Deaths Involving All Drugs by Race

	2019	2020	2021	2022	2023	2024
White	308	377	406	397	368	5
Black	28	27	52	51	46	2
AIAN	6	1	1	5	2	0
Asian	4	1	3	3	3	0
NHOPI	1	1	1	1	0	0
ToM Races	1	4	1	10	8	0
Oth. / Unk.	2	8	7	6	7	0
Total	350	419	471	473	434	7



of Deaths Involving All Drugs by Ethnicity

	2019	2020	2021	2022	2023	2024
Hispanic	8	13	17	26	19	0
Non-Hisp.	342	406	454	447	414	7
Unknown	0	0	0	0	1	0
Total	350	419	471	473	434	7



* 2023–2024 data are preliminary and will change as records are registered. Data shown through 1/31/2024.
 Preliminary data last updated 3/5/2024. Report generated 3/7/2024 8:17:30 AM.
 Data Source: Iowa Department of Health and Human Services, Bureau of Health Statistics.