



STATE OF IOWA

CHESTER J. CULVER, GOVERNOR
PATTY JUDGE, LT. GOVERNOR

DEPARTMENT OF MANAGEMENT
Richard Oshlo, Jr., Director

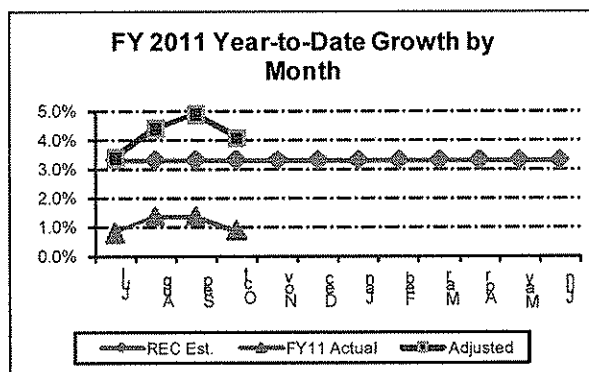
DATE: November 1, 2010
TO: The Honorable Chester J. Culver
The Honorable Patty Judge
FROM: Richard Oshlo, Director *Richard Oshlo*
Department of Management
RE: October 2010 General Fund Receipts

Fiscal year-to-date, gross General Fund receipts totaled \$2,061.5 million, an increase of 0.9 percent over the same period last year. Last year at this time, gaming receipts were \$66 million, compared to only \$1.3 million deposited in this fiscal year due to a timing change as to when the revenues are deposited into the General Fund. When adjusted for this timing change to the General Fund, the adjusted fiscal year-to-date increase is 4.1% compared to the same period last year. Gross General Fund receipts just for the month of October 2010 totaled \$433.8 million, a decrease of 1.0 percent over the same period last year.

These gross figures for FY 2011 are on a cash basis and do not include any adjustments for tax refunds, school infrastructure transfers, or accruals.

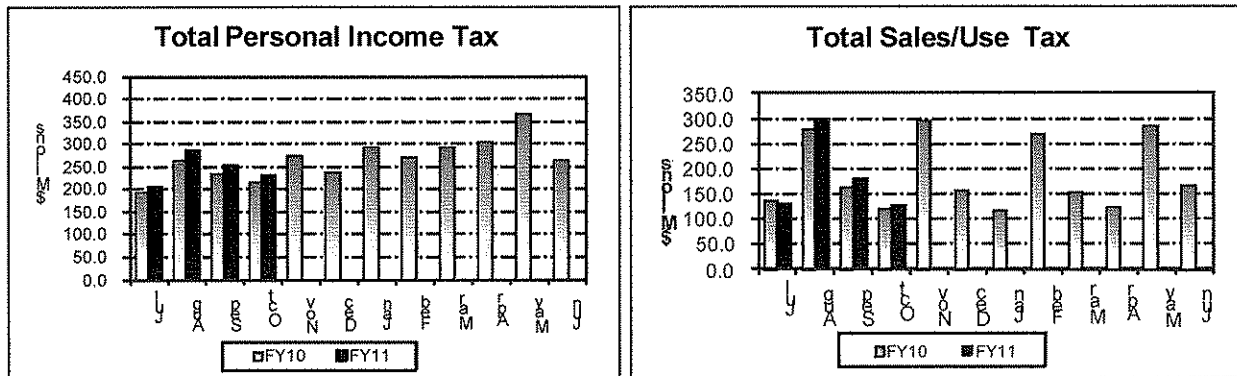
Summary

Year-to-date gross receipts are 0.9 percent higher through October 2010 compared to October 2009. Starting this fiscal year, timing of gaming revenues to the General Fund changed, with revenues being deposited later in the fiscal year. When the Fiscal Year 2011 gross receipts are adjusted for this timing difference, the adjusted year-to-date increase is 4.1 percent, compared to the same period last year and higher than the Revenue Estimating Conference's estimate of 3.3 percent for the fiscal year.



Personal Income Tax

Personal income tax receipts totaled \$229.8 million during October. This is \$13.9 million or 6.4 percent more than the receipts of October 2009. Withholding tax receipts increased \$21.0 million or 12.2 percent compared to last year. Estimated payments decreased \$3.9 million or 13.1 percent compared to last year. Final return payments decreased \$3.2 million compared to October 2009. Fiscal year-to-date, personal income tax receipts totaled \$972.2 million, an increase of 6.2 percent. The REC's estimate for personal income tax for Fiscal Year 2011 is a 3.6 percent.

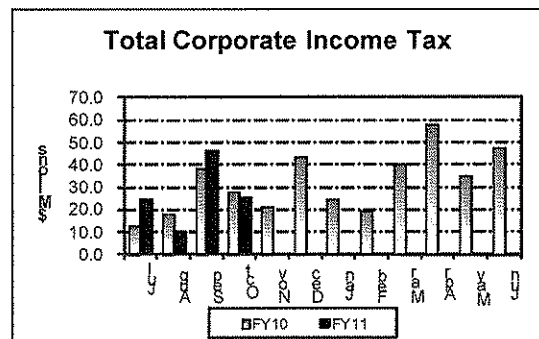


Sales/Use Tax

October sales/use tax receipts totaled \$127.1 million, which represents an increase of \$4.2 million or 3.4 percent over October 2009. Fiscal year-to-date, sales/use tax receipts totaled \$734.9 million, an increase of 3.5 percent. The REC's estimate for sales/use tax for Fiscal Year 2011 is a 3.8 percent.

Corporate Income Tax

Corporate income tax receipts during October totaled \$25.4 million, which is \$2.8 million or 9.9 percent less than in October 2009. Fiscal year-to-date, corporate income tax receipts totaled \$106.1 million, an increase of 8.0 percent. The REC's estimate for corporate income tax for Fiscal Year 2011 is a 8.2 percent.



Refunds

For the month of October, the Department of Revenue issued \$27.3 million in refunds on a cash basis. This compares to \$33.1 million issued October 2009. For the fiscal year-to-date, total refunds issued on a cash basis were \$117.8 million. This compares to \$140.3 million issued at this time last year.

**STATE OF IOWA
GENERAL FUND RECEIPTS STATEMENT
FOR THE MONTH ENDING OCTOBER 31, 2010
(\$ MILLIONS)**

CASH BASIS

	MONTH OF OCTOBER		FY11 Over (Under) FY10		FY11 Annual Est Percent Of Growth
	FY10	FY11	Dollars	Percent	
Personal Income Tax	\$215.9	\$229.8	\$13.9	6.4%	3.6%
Sales/Use Tax	122.9	127.1	4.2	3.4%	3.8%
Corporate Income Tax	28.2	25.4	(2.8)	-9.9%	8.1%
Inheritance Tax	10.2	5.2	(5.0)	-49.0%	5.0%
Insurance Premium Tax	0.0	0.1	0.1	100.0%	6.0%
Cigarette Tax	15.5	14.8	(0.7)	-4.5%	-3.0%
Tobacco Tax	2.0	2.2	0.2	10.0%	6.2%
Beer Tax	1.3	1.2	(0.1)	-7.7%	2.1%
Franchise Tax	1.7	1.5	(0.2)	-11.8%	-15.8%
Miscellaneous Tax	0.0	0.0	0.0	-100.0%	-250.0%
Total Special Taxes	\$397.7	\$407.3	\$9.6	2.4%	3.7%
Institutional Payments	0.9	0.6	(0.3)	-33.3%	4.1%
Liquor Transfers:	12.3	12.3	0.0	0.0%	4.1%
Interest	0.3	0.4	0.1	100.0%	-50.0%
Fees	2.7	2.5	(0.2)	-7.4%	-50.4%
Judicial Revenue	11.1	7.6	(3.5)	-31.5%	0.1%
Miscellaneous Receipts	2.3	1.8	(0.5)	-21.7%	27.0%
Racing and Gaming	10.8	1.3	(9.5)	-88.0%	0.0%
Total Receipts	\$438.1	\$433.8	(\$4.3)	-1.0%	3.3%
Transfers	\$14.7	\$14.5	(\$0.2)		
Total Rcpts & Transfers	\$452.8	\$448.3	(\$4.5)		
Reductions in General Fund Receipts					
School Infrastructure Transfer	(\$30.0)	(\$30.0)	\$0.0		
Refunds	(\$33.1)	(\$27.3)	\$5.8		
Total Reductions in GF Receipts	(\$63.1)	(\$57.3)	\$5.8		

Iowa Department of Management
November 1, 2010

**STATE OF IOWA
GENERAL FUND RECEIPTS STATEMENT
FOR THE FOUR MONTHS ENDING OCTOBER 31, 2010
(\$ MILLIONS)**

CASH BASIS

	FOUR MONTHS THROUGH OCTOBER		FY11 Over (Under) FY10		FY11 Annual Est Percent Of Growth
	FY10	FY11	Dollars	Percent	
Personal Income Tax	\$915.3	\$972.2	\$56.9	6.2%	3.6%
Sales/Use Tax	710.2	734.9	24.7	3.5%	3.8%
Corporate Income Tax	98.1	106.1	8.0	8.2%	8.1%
Inheritance Tax	27.3	23.8	(3.5)	-12.8%	5.0%
Insurance Premium Tax	40.0	49.4	9.4	23.5%	6.0%
Cigarette Tax	71.6	69.3	(2.3)	-3.2%	-3.0%
Tobacco Tax	9.3	9.8	0.5	5.4%	6.2%
Beer Tax	5.4	5.5	0.1	1.9%	2.1%
Franchise Tax	8.6	8.9	0.3	3.5%	-15.8%
Miscellaneous Tax	(1.3)	0.1	1.4	-107.7%	-250.0%
Total Special Taxes	\$1,884.5	\$1,980.0	\$95.5	5.1%	3.7%
Institutional Payments	5.0	3.6	(1.4)	-28.0%	4.1%
Liquor Transfers:	31.6	34.8	3.2	10.1%	4.1%
Interest	0.5	1.0	0.5	100.0%	-50.0%
Fees	14.5	9.3	(5.2)	-35.9%	-50.4%
Judicial Revenue	31.0	20.4	(10.6)	-34.2%	0.1%
Miscellaneous Receipts	9.8	11.1	1.3	13.3%	27.0%
Racing and Gaming	66.0	1.3	(64.7)	-98.0%	0.0%
Total Receipts	\$2,042.9	\$2,061.5	\$18.6	0.9%	3.3%
Transfers	\$106.3	\$38.3	(\$68.0)		
Total Rcpts & Transfers	\$2,149.2	\$2,099.8	(\$49.4)		
Reductions in General Fund Receipts					
School Infrastructure Transfer	(\$125.0)	(\$129.7)	(\$4.7)		
Refunds	(140.3)	(117.8)	22.5		
Total Reductions in GF Receipts	(\$265.3)	(\$247.5)	\$17.8		

Iowa Department of Management
November 1, 2010