

STATE OF IOWA DEPARTMENT OF  
**Health** AND **Human**  
SERVICES

MEDICAL CANNABIDIOL PROGRAM UPDATE

June, 2023

INTRODUCTION

Iowa Code chapter 124E was enacted on May 12, 2017 and established Iowa’s Medical Cannabidiol Program. The program went live, and products became available to patients on December 1, 2018. The data for this update, unless otherwise noted, comes from the Department’s Secure Sales and Inventory Tracking System and Patient Registry, a secure, web-based application system built on Salesforce. This data is subject to change based on processing. This document is updated monthly.

HEALTHCARE PRACTITIONERS

A Healthcare Practitioner is defined as a physician (MD/DO), physician assistant (PA), advanced registered nurse practitioner (ARNP), or a podiatrist (DPM). Figure 1 depicts the number of healthcare practitioners (HCPs) in a month who have certified their first unique patient, as well as the cumulative number of HCPs who have certified at least one patient since the beginning of the program.

FIGURE I.

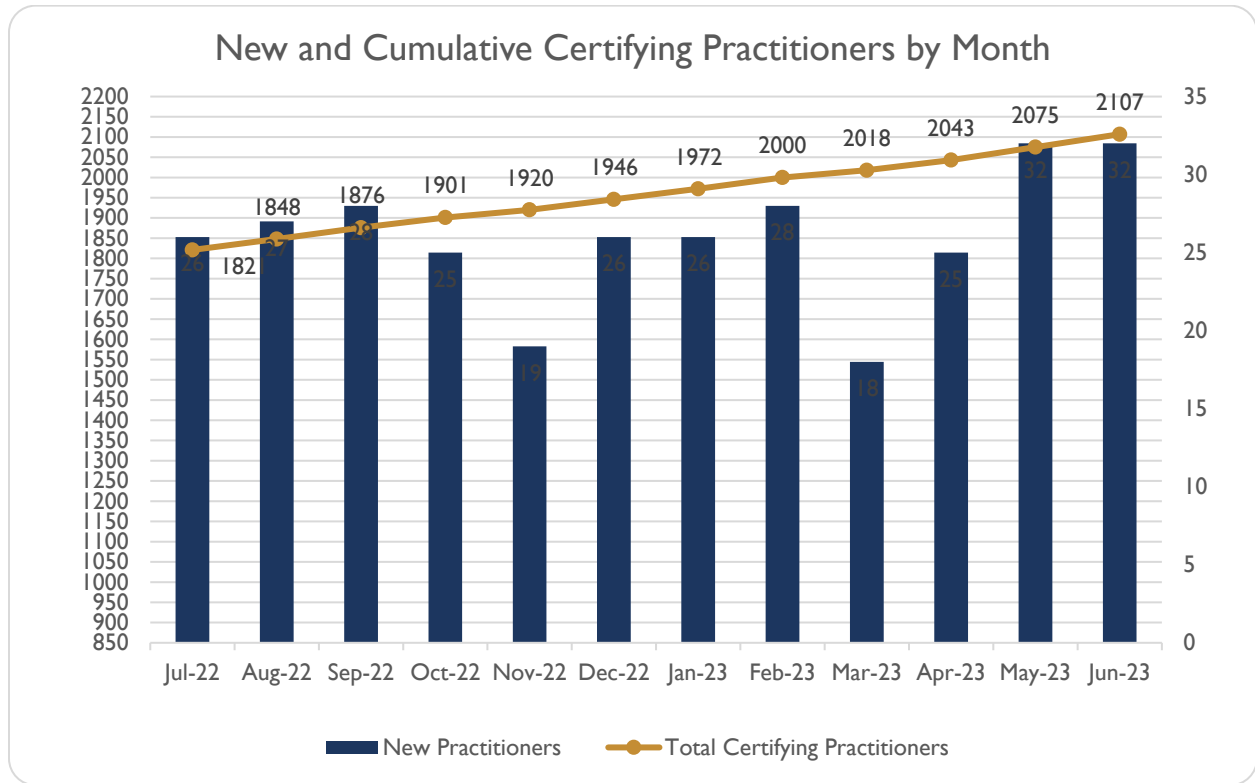
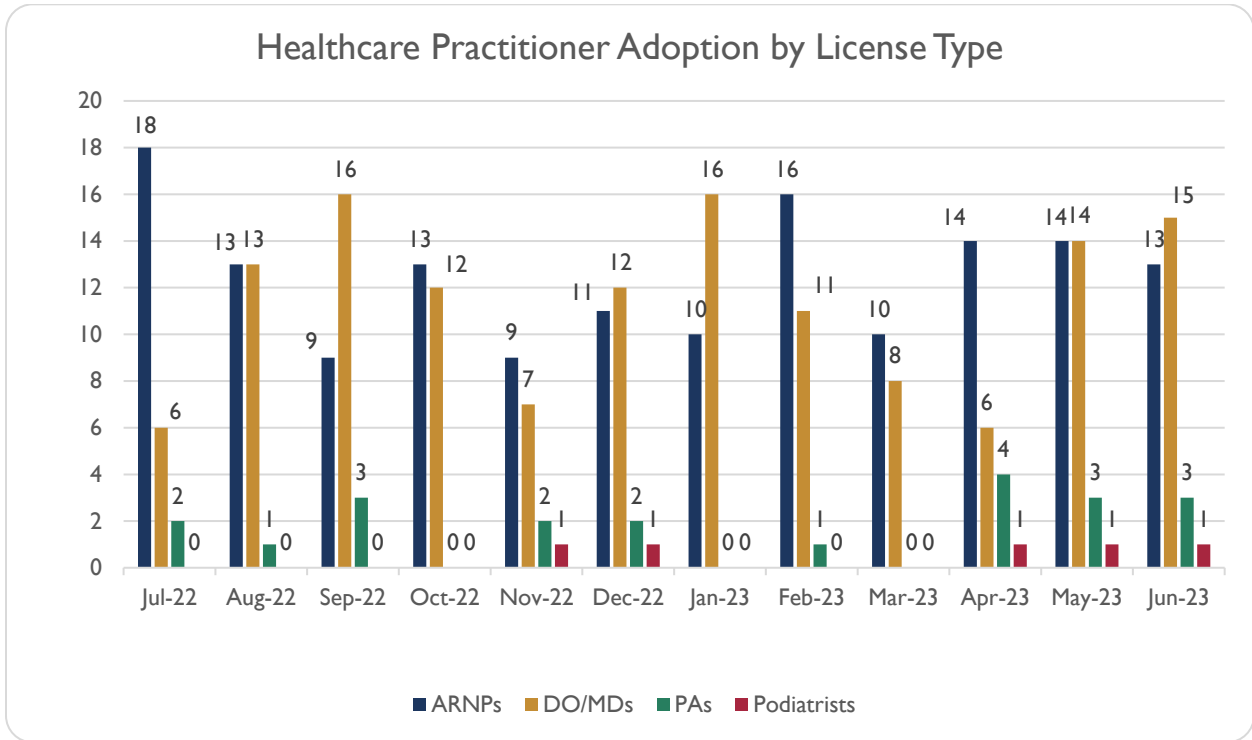


Figure 2 depicts the number of ARNPs, DO/MDs, PAs and podiatrists who have certified their first unique patient. Prior to July 1, 2020, ARNPs, PAs and podiatrists were not allowed to certify patients.

FIGURE 2.



PATIENTS AND CAREGIVERS

In order to purchase medical cannabidiol products from Iowa’s licensed dispensaries, patients must have their qualifying medical condition certified by a healthcare practitioner. Once certified, a patient can apply for a registration card that is valid for one year from the date of issuance.

Figure 3 depicts the number of patients with *active* registration cards in each of the last 12 months. The total includes adult and minor patients. Prior to July 1, 2020 registration cards were issued by the Iowa Department of Transportation. IDPH began issuing cards on July 1, 2020.

FIGURE 3

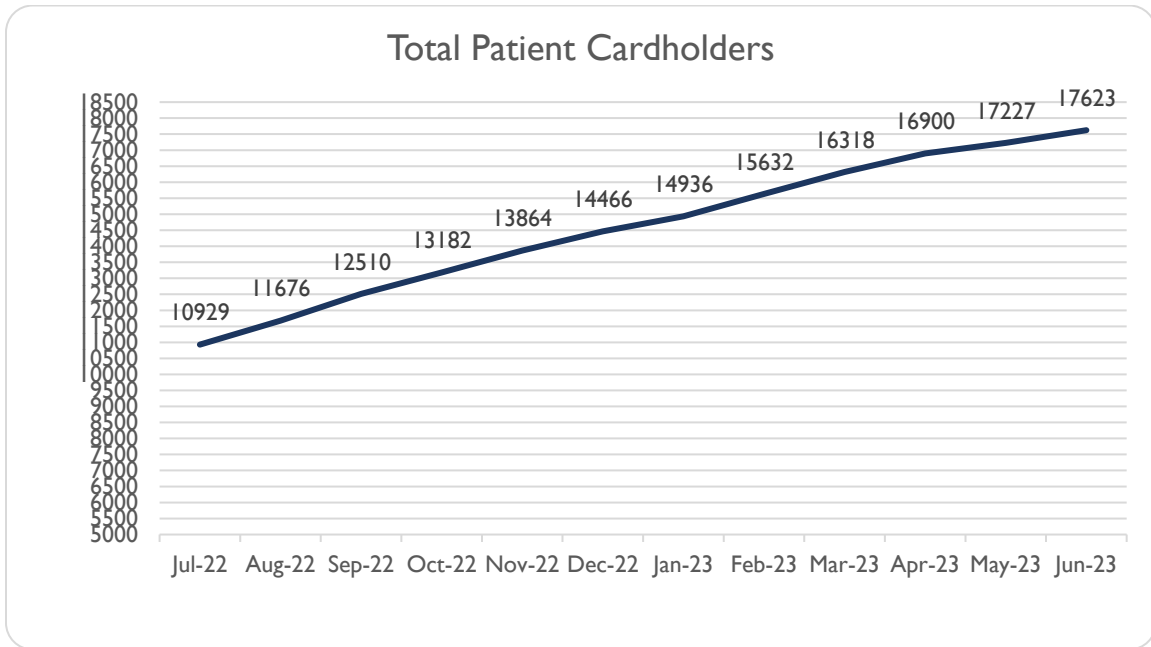


Figure 4 depicts the number of registration cards issued to patients in each of the last 12 months. The patient cards issued includes new patients, as well as patients renewing their registration card. The cumulative numbers of patient cards issued since the beginning of the program is displayed using a trend line.

FIGURE 4

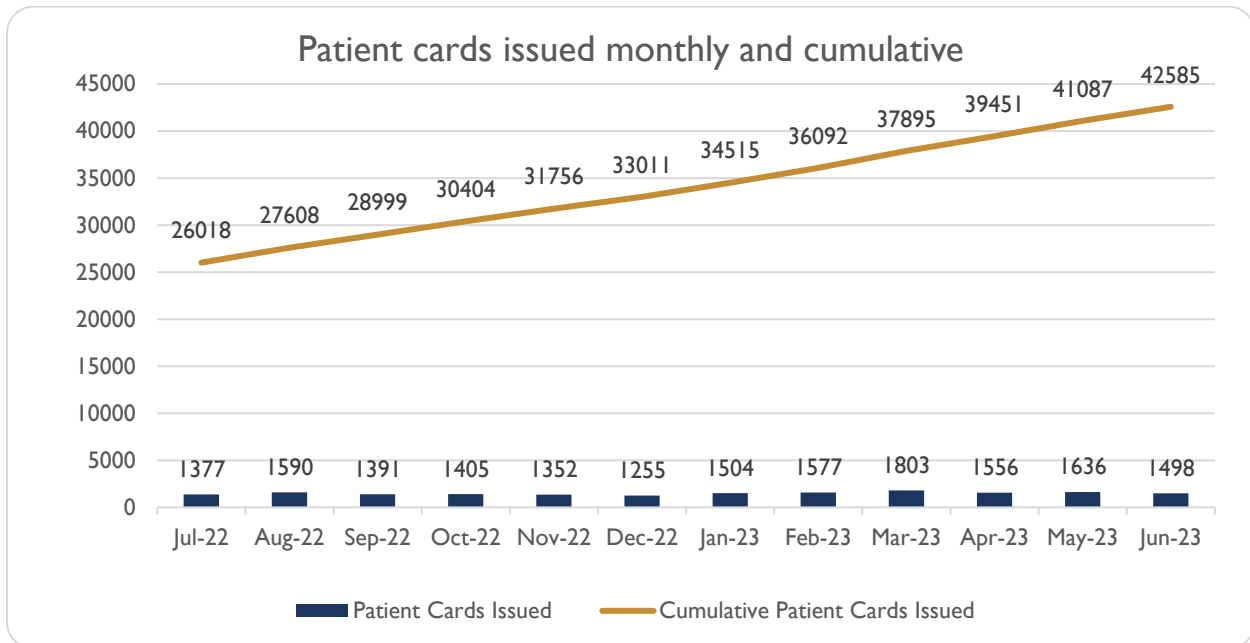


Figure 5 depicts the certifications by age group for each qualifying debilitating medical condition for all active patient cardholders, by qualifying medical condition.

FIGURE 5

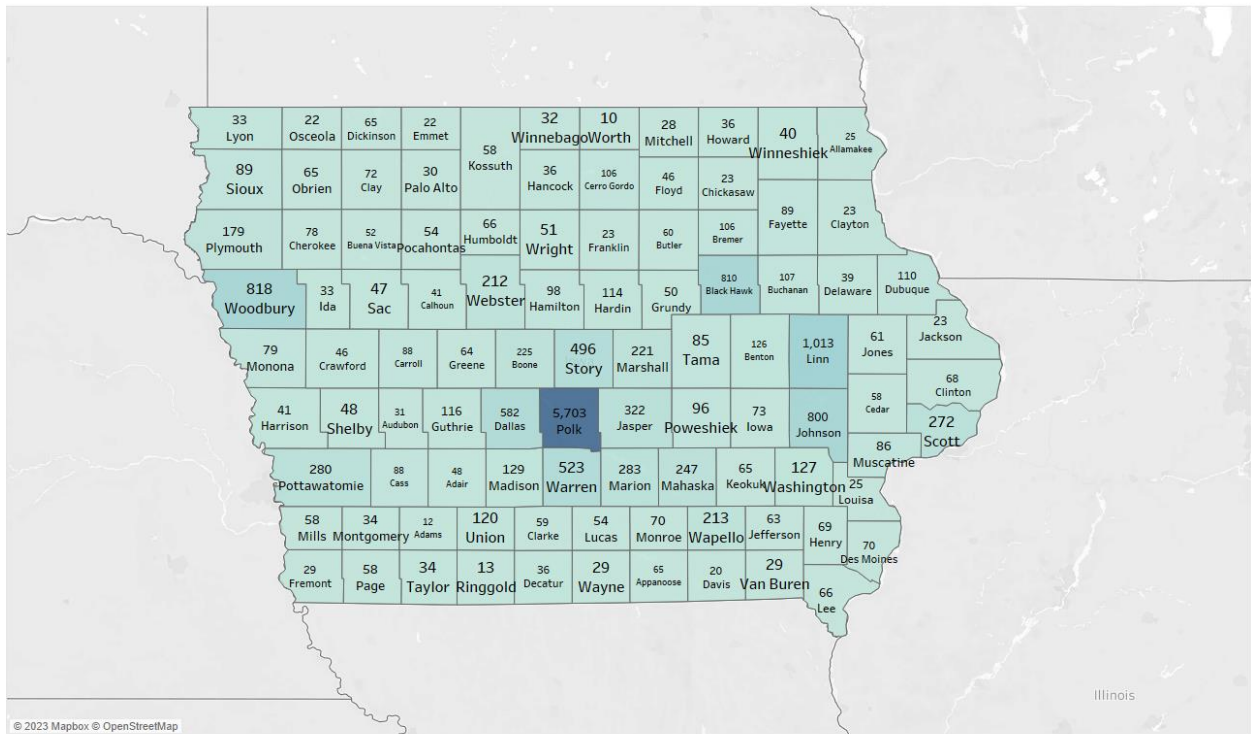
Age	AIDS/HIV	ALS	Autism	Cancer	Chronic Pain	Crohn's	MS	Parkinson's	PTSD	Seizures	Terminal Illness	Ulcerative Colitis	Total	% of Total
10 or Under	0	0	53	0	2	0	0	0	3	8	0	1	67	0.37%
11 - 17	0	0	47	4	15	4	1	0	9	8	1	0	89	0.50%
18 - 30	3	1	39	18	1266	35	7	3	899	55	1	15	2342	13.07%
31 - 40	10	0	10	60	2722	48	44	6	1376	85	0	30	4391	24.50%
41 - 50	14	2	7	107	2806	48	67	6	840	58	1	30	3986	22.24%
51 - 60	16	6	1	170	2325	22	40	19	373	22	3	11	3008	16.79%
61 - 70	10	6	1	245	2138	13	42	43	184	23	7	19	2731	15.24%
71 - 80	4	1	0	142	775	4	12	41	32	5	4	4	1024	5.71%
81 - 90	1	0	2	20	193	0	3	18	1	0	1	0	239	1.33%
Over 90	0	0	0	4	37	0	0	1	0	0	0	1	43	0.24%
<b>Grand Total</b>	<b>58</b>	<b>16</b>	<b>160</b>	<b>770</b>	<b>12279</b>	<b>174</b>	<b>216</b>	<b>137</b>	<b>3717</b>	<b>264</b>	<b>18</b>	<b>111</b>	<b>17920</b>	<b>100.00%</b>
<b>% of Total</b>	<b>0.32%</b>	<b>0.09%</b>	<b>0.89%</b>	<b>4.30%</b>	<b>68.52%</b>	<b>0.97%</b>	<b>1.21%</b>	<b>0.76%</b>	<b>20.74%</b>	<b>1.47%</b>	<b>0.10%</b>	<b>0.62%</b>	<b>100.00%</b>	

Note: Patients may be certified for more than one qualifying condition; however, the data reflected in this table represents unique certified patients and includes only the primary condition listed on each certification

Figure 6 depicts the active patients by county.

**FIGURE 6**

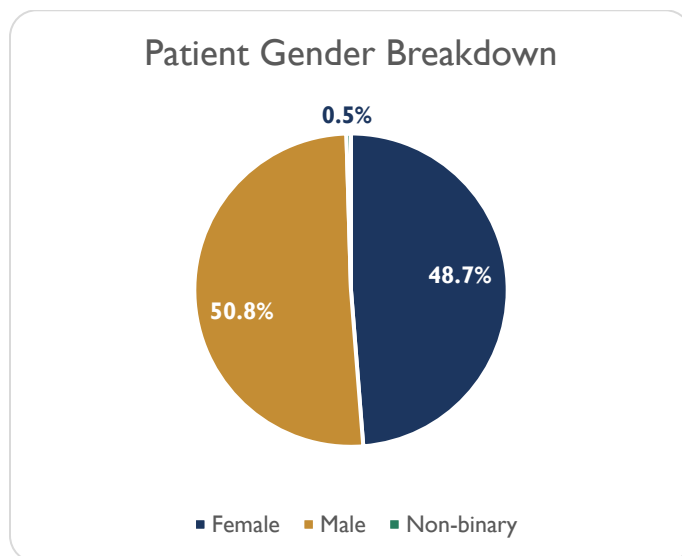
Active Patients by County



Map based on Longitude (generated) and Latitude (generated). Color shows Number of Records - Supressed. Size shows details about County (group). The marks are labeled by Number of Records - Supressed and County (group). The data is filtered on Record Type Name and Application Status. The Record Type Name filter keeps Minor\_Patient and State\_Patient\_Record. The Application Status filter keeps Approved, Issued and Minor. The view is filtered on Longitude (generated), which keeps non-Null values only.

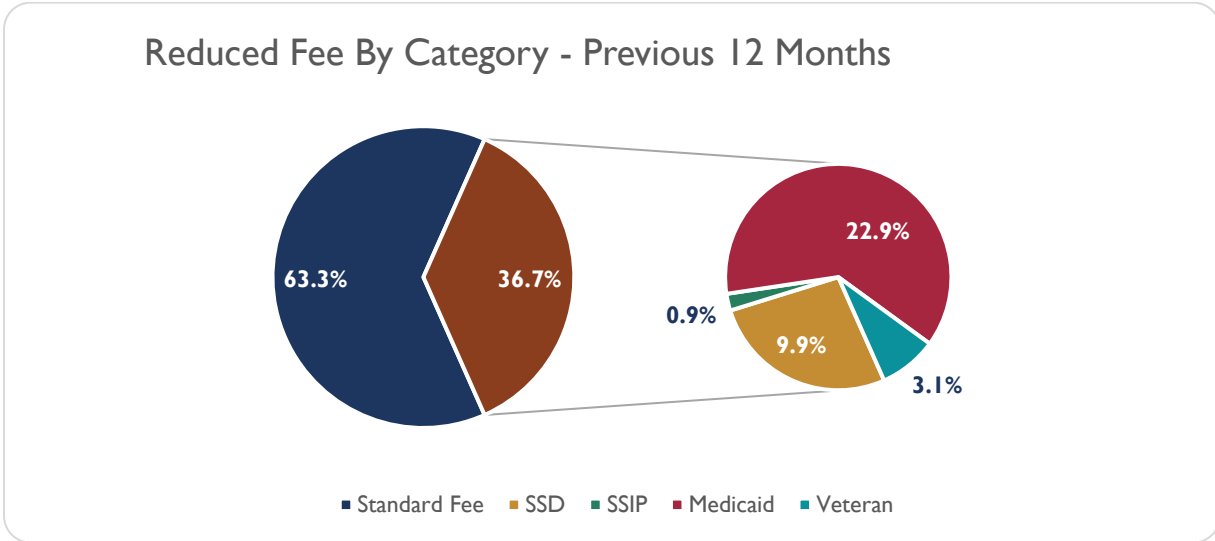
Figure 7 represents the patient population percentage by gender status.

**FIGURE 7**



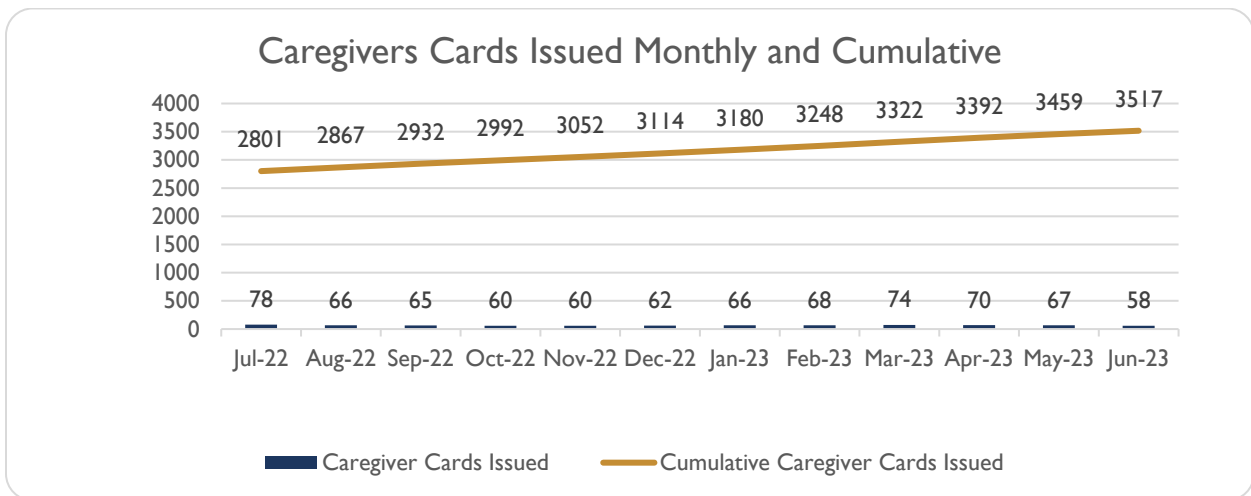
Patients in Iowa are eligible for a reduced fee when applying for their medical cannabidiol registration card. If a patient can provide proof of Social Security Disability Benefit (SSD), Supplemental Security Income (SSI), or Medicaid, they are eligible for a reduced fee. Figure 8 depicts the percentage of standard (\$100) or reduced (\$25) fee applications, as well as the percentage of each reduced fee type.

FIGURE 8



Designated caregivers are those who are certified by a patient’s healthcare practitioner to purchase and possess medical cannabidiol products on behalf of a patient. A caregiver is designated if a patient is too ill, immobilized or otherwise unable to visit a dispensary. Figure 9 depicts the number of caregiver registration cards issued in each of the last 12 months. The cumulative number of caregiver cards issued since the beginning of the program is also depicted.

FIGURE 9



DISPENSARY SALES

Iowa’s licensed dispensaries are required to transmit their medical cannabidiol dispensing data to the state’s Secure Sales and Inventory Tracking System on a real-time basis.

Figure 10 depicts the number of unique patients who visited a dispensary, as well as the total number of dispensary visits in the previous 12 months.

FIGURE 10

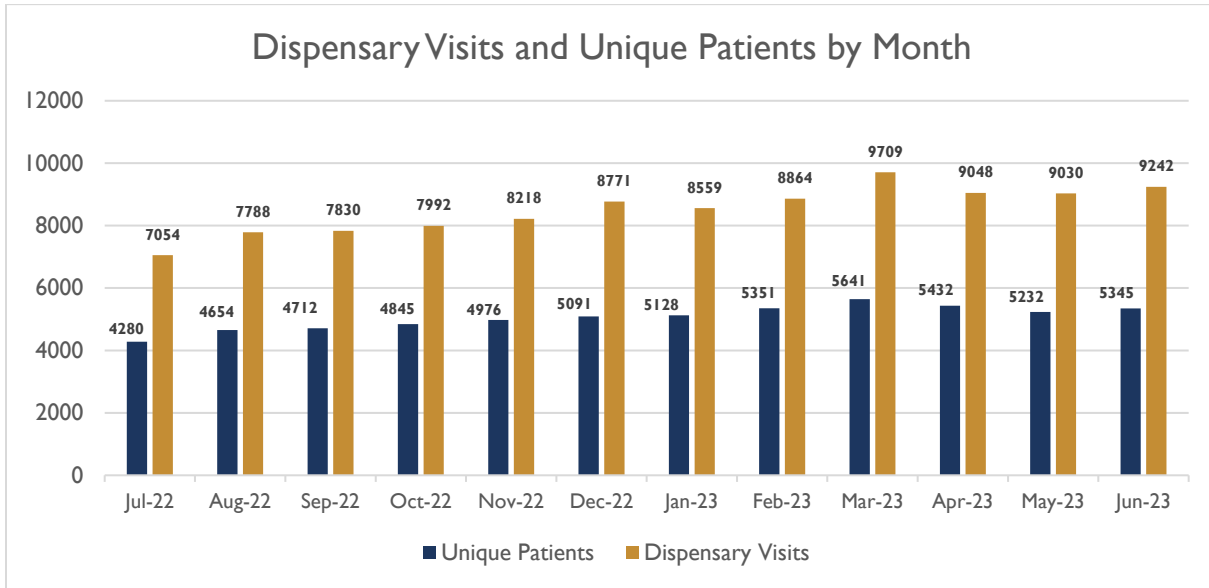


Figure 11 represents the average transaction price (excluding tax) at Iowa’s licensed dispensaries during the previous 12 months.

FIGURE 11

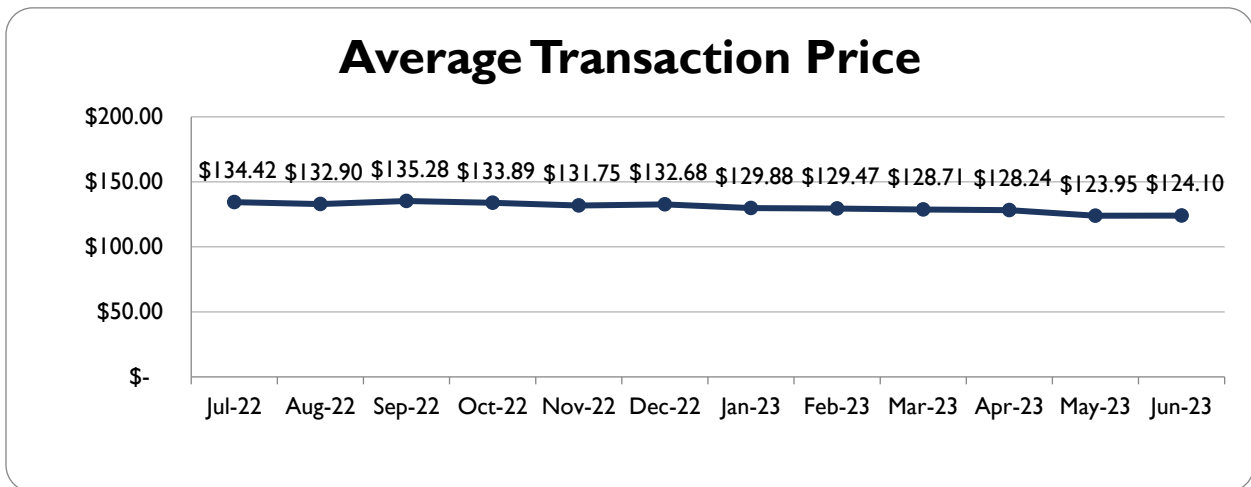
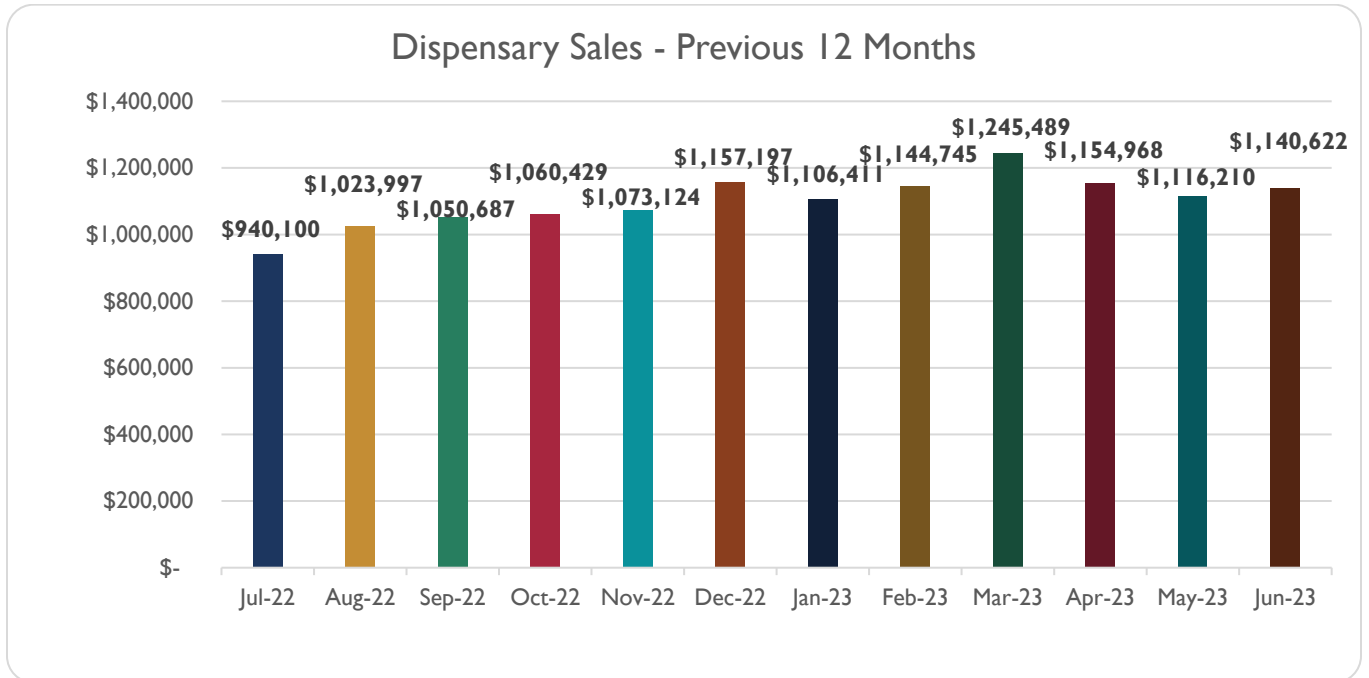




Figure 12 represents the total sales (excluding tax) in each month of the previous 12 months among Iowa’s licensed dispensaries.

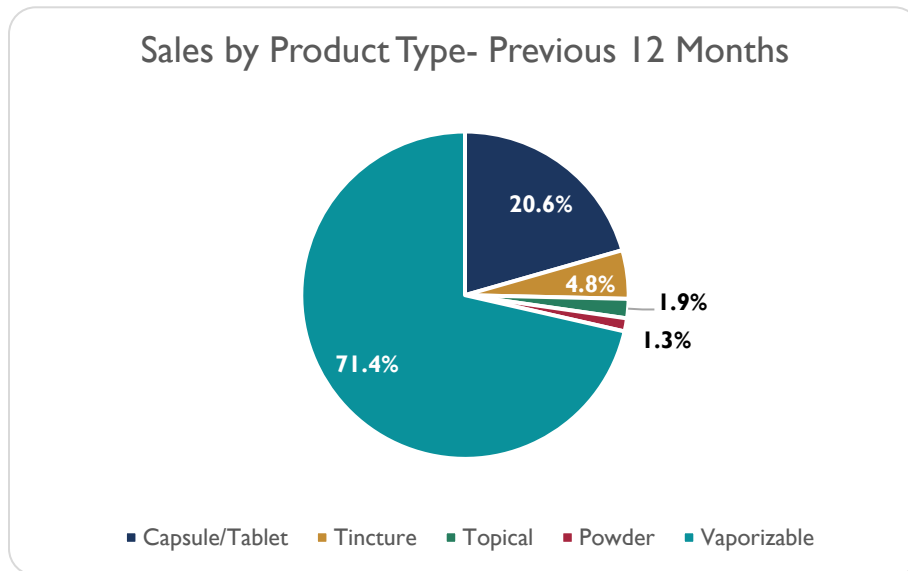
**Figure 12**



Chapter 124E allows Iowa’s two licensed manufacturers to manufacture products in the following forms: oral forms (tinctures, capsules, tablets and sublingual forms), topical forms (gels, ointments, creams, lotions and transdermal patches), nebulizable forms, suppository forms and vaporized forms (vaporized forms became available for sale on August 7, 2019). *Note: hemp-derived OTC-CBD and cannabinoid products are legally available in Iowa and are regulated by DIA’s Consumable Hemp Program. They are available for sale at licensed dispensaries, but are not tracked in these data. Consumable hemp products may artificially suppress actual CBD-purchased by medical cannabidiol patients.*

Figures 13 & 14 depict the percentage of sales by product form, and formulation over the previous 12 months.

**FIGURE 13**



**FIGURE 14**

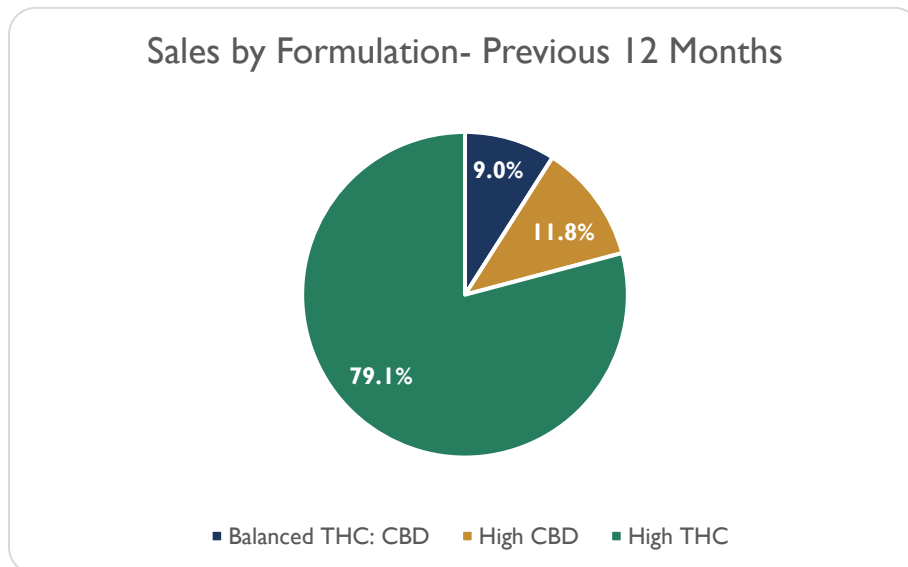


Figure 15 provides percentage-based purchasing behaviors for a given product formulation and qualifying condition.

**FIGURE 15**

### Formulation Purchased by Medical Condition

