

State of Iowa  
DEPARTMENT OF EDUCATION  
Bureau of School Administration and Accreditation  
Grimes State Office Building  
Des Moines, Iowa 50319-0146

REORGANIZATION SERIES XIX

LIST OF CURRENT REORGANIZATION ACTIVITIES

- XIX-A Summary Graphs
- XIX-B Studies
- XIX-C Shared Superintendents
- XIX-D Whole-Grade Sharing
- XIX-E Reorganization and Dissolution

For additional information contact:

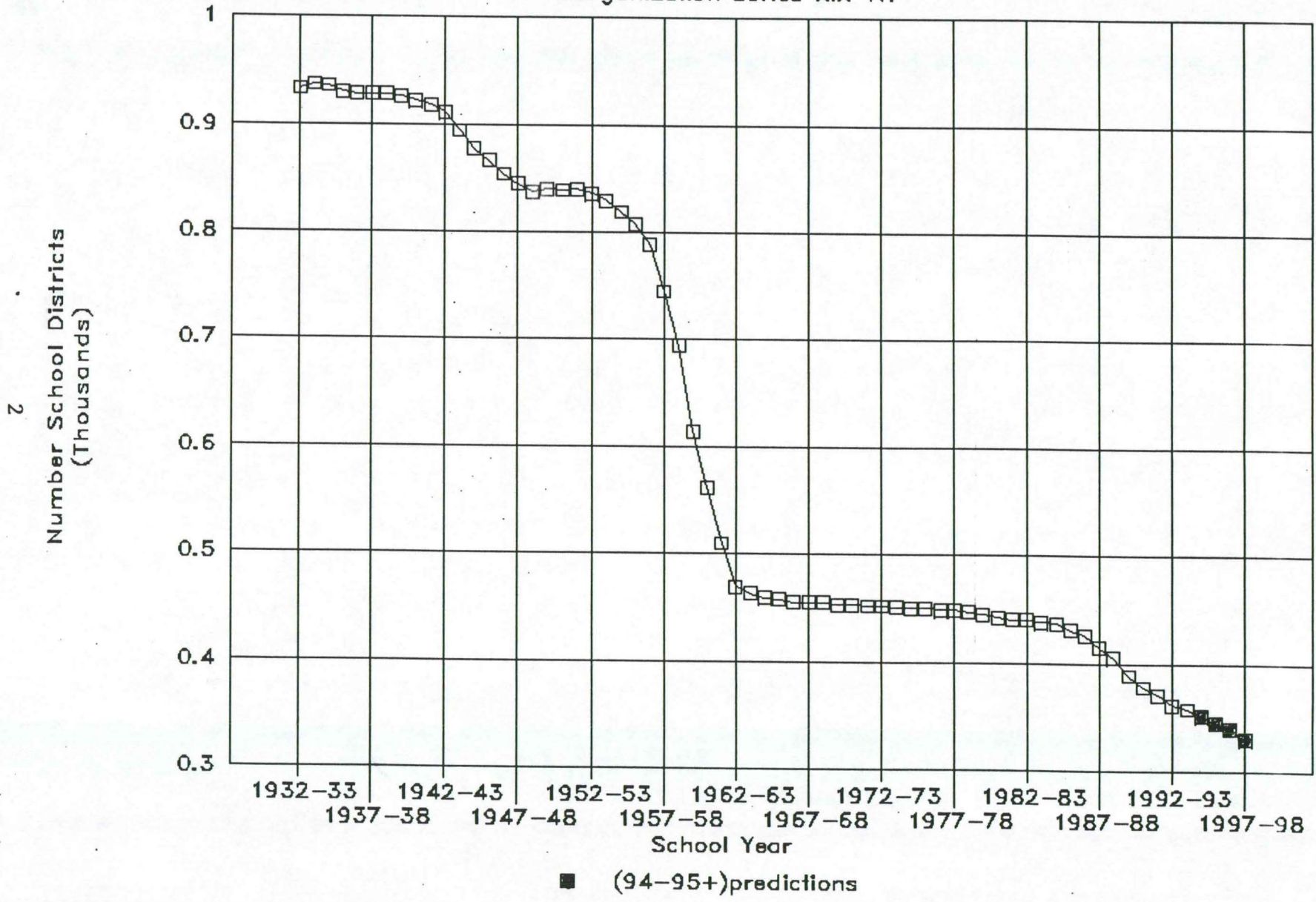
Guy W. Ghan, Consultant  
Bureau of School Administration and Accreditation  
Department of Education  
Grimes State Office Building  
Des Moines, IA 50319-0146  
(515) 281-4741

July 1, 1993

3-1480  
A

# DISTRICTS MAINTAINING HIGH SCHOOLS

Reorganization Series XIX-A1

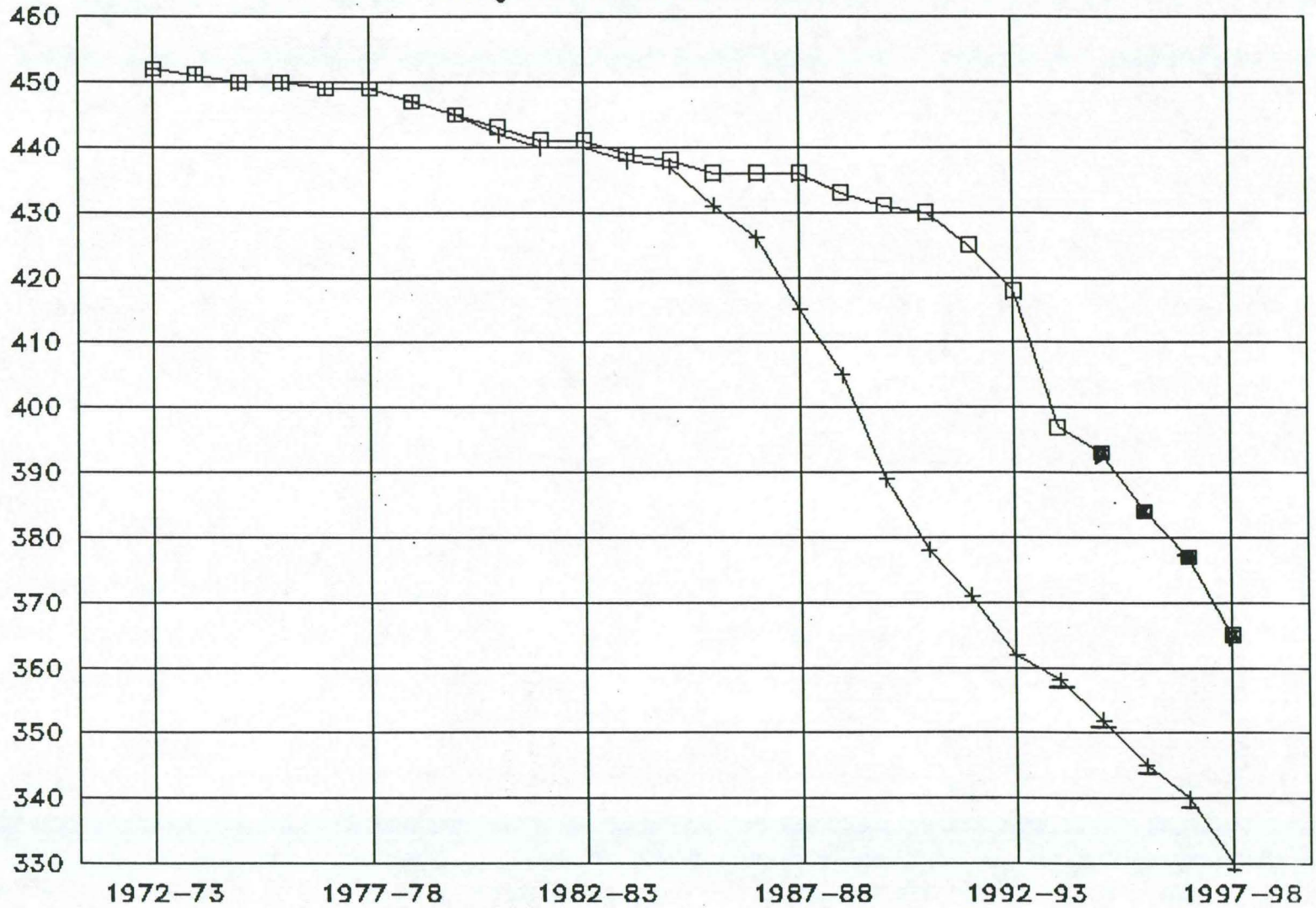




# DISTRICTS MAINTAINING HIGH SCHOOLS

Reorganization Series XIX-A2

ε  
Number--(94-95 predictions)



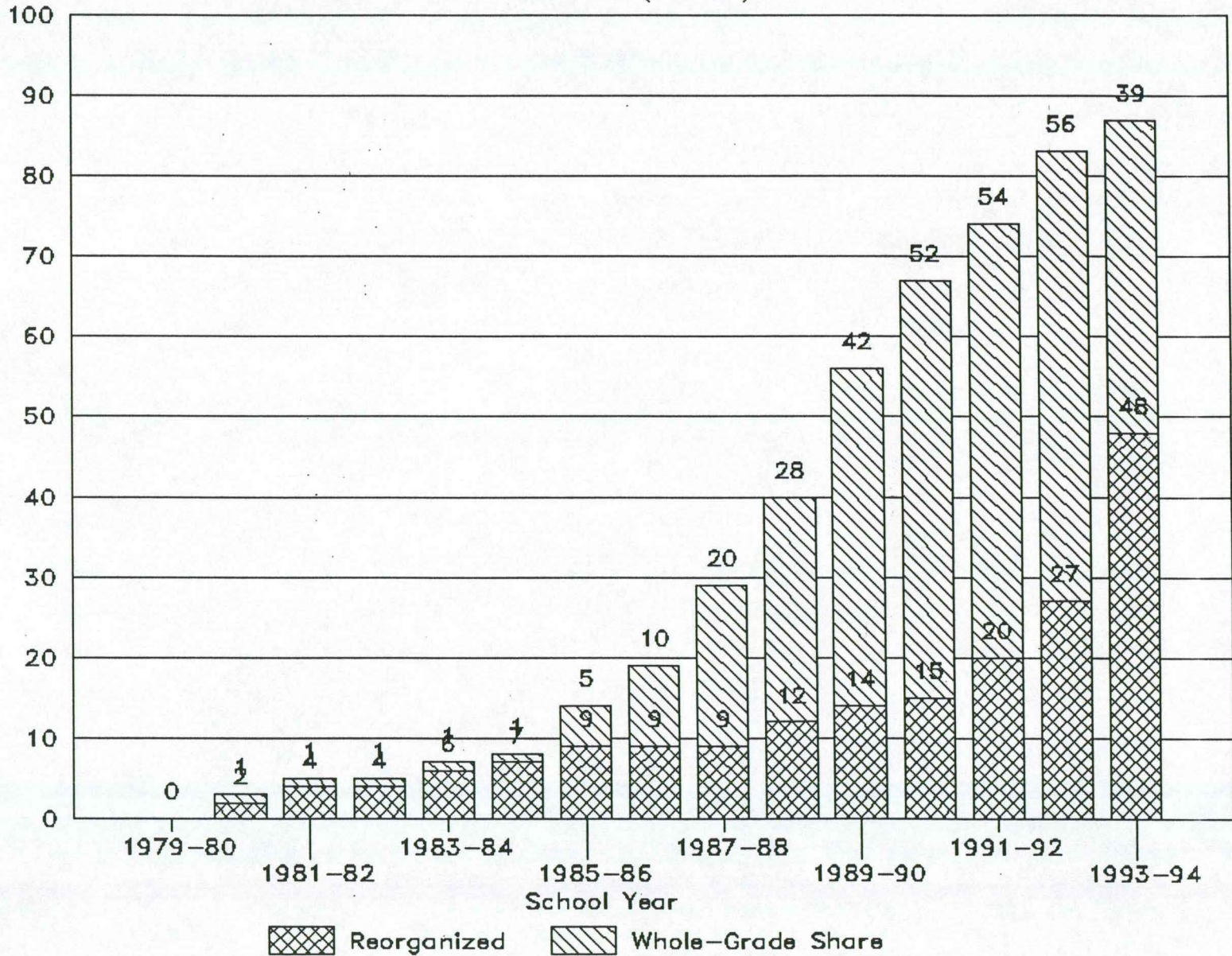
□ Number Districts    + With High Schools

# REDUCTION HIGH SCHOOL DISTRICTS

From 1979-80 (XIX-A3)

7

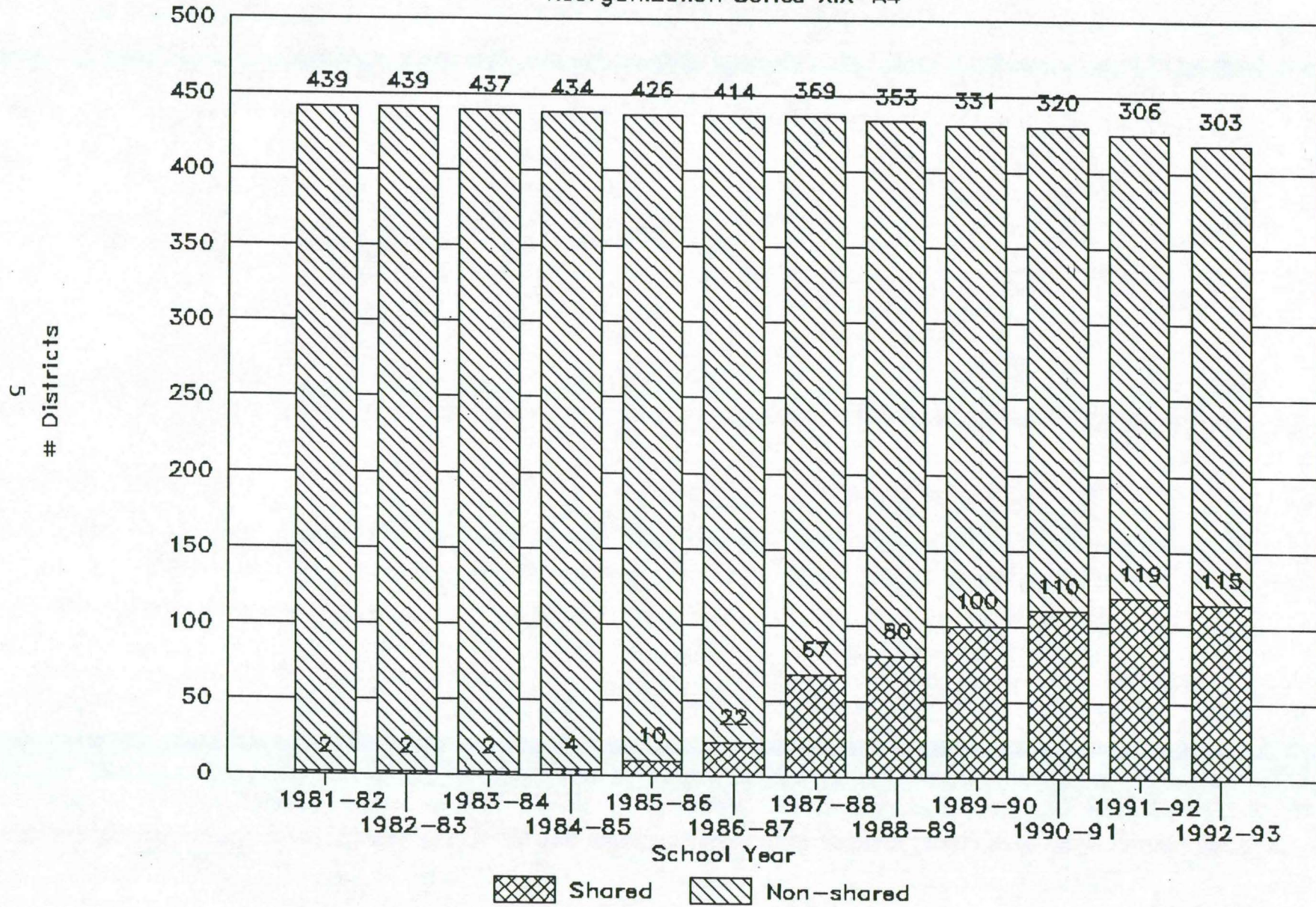
# Districts





# Superintendent Sharing

Reorganization Series XIX-A4





State of Iowa  
DEPARTMENT OF EDUCATION  
Bureau of School Administration and Accreditation  
Grimes State Office Building  
Des Moines, Iowa 50319-0146

REORGANIZATION SERIES XIX-B

REORGANIZATION STUDIES AND CONSULTATIONS

July 1, 1993

Visits and Reports Completed

07/92 Lincoln -- citizen committee consultation  
07/92 Denver -- full study  
08/92 Dickinson County -- Harris-Lake Park, Okoboji, Spirit  
Lake, Terril -- for taxpayer association --  
consultation  
08/92 Clay Central & Everly -- reorganization finance study  
08/92 Linn-Mar & Marion -- reorganization finance study  
09/92 Orient-Macksburg -- finance viability study  
09/92 Adel-DeSoto & Central Dallas -- finance follow-up study  
09/92 Janesville -- board follow-up consultation  
09/92 Lincoln Central -- board consultation  
09/29 Lake Mills -- board consultation  
10/92 Madrid & Woodward-Granger -- board consultation  
10/92 Orient-Macksburg -- board consultation  
11/92 East Monona -- board consultation  
11/92 Benton & Norway -- board consultation  
11/92 Lost Nation & Midland -- finance study  
11/92 Mallard & West Bend -- board consultation  
11/92 Blakesburg & Eddyville -- finance combination  
12/92 Amana & Clear Creek -- board consultation



01/93 Belmond & Klemme -- finance combination  
01/93 Mar-Mac & M-F-L -- finance combination  
02/93 Lynnville-Sully -- finance viability  
02/93 Bridgewater-Fontanelle, with Anita and C & M, or  
Greenfield -- finance combination  
03/93 South O'Brien -- finance combination  
03/93 Anthon-Oto & Maple Valley -- board consultation with  
transportation analysis  
03/93 Blakesburg & Eddyville -- board consultations  
04/93 Lost Nation, Midland & Oxford Junction -- finance  
combination -- for Oxford Junction  
05/93 Albert City-Truesdale, Laurens-Marathon, & Sioux  
Central -- finance combination -- pairing study (1 and  
2 of 3 reports)  
05/93 Anita, and C & M -- combination study  
06/93 Wayne County -- Lineville-Clio, Mormon Trail, Seymour,  
Wayne -- economic impact consultation for Wayne County  
Economic Development Corporation  
06/93 Midland & Oxford Junction -- finance combination -- for  
reorganized Midland board  
06/93 Aplington & Parkersburg --- finance combination



IOWA DEPARTMENT OF EDUCATION  
 REORGANIZATION SERIES -- XIX-C

02/24/93

Shared Superintendents

Sorted by Starting Date and Superintendent Name  
 1992-93

1	2	3	4	5	6	7
No.	District	Partner District	Starting Date	Last Year	Name	Comments
1	Sigourney	Keota	07/01/84		Sasseen, Keith	
2	Keota	Sigourney	07/01/84		Sasseen, Keith	
3	Wapello	Morning Sun	07/01/86		Davis, Francis	
4	Morning Sun	Wapello	07/01/86		Davis, Francis	
5	Grand	Ogden	07/01/86		Gaul, Ray	
6	Ogden	Grand	07/01/86		Gaul, Ray	
7	Mallard	West Bend	07/01/87		Dobson, Ronald	
8	West Bend	Mallard	07/01/87		Dobson, Ronald	
9	Crestland	Schaller	07/01/87		Meyer, Alan	
10	Schaller	Crestland	07/01/87		Meyer, Alan	
11	Little Rock	George	07/01/87		Nichols, Jerry	
12	George	Little Rock	07/01/87		Nichols, Jerry	
13	Clarion	Goldfield	07/01/87		Olson, Robert	
14	Goldfield	Clarion	07/01/87		Olson, Robert	
15	Dunlap	Dow City-Arion	07/01/87		Paul Tedesco	
16	Dow City-Arion	Dunlap	07/01/87		Paul Tedesco	
17	Willow	Eastwood	07/06/87		Caldwell, Richard	
18	Eastwood	Willow	07/06/87		Caldwell, Richard	
19	Belmond	Klemme	09/01/87		Cleveland, Don	
20	Klemme	Belmond	09/01/87		Cleveland, Don	
21	Graettinger	Emmetsburg	07/01/88		Maurer, George	
22	Emmetsburg	Graettinger	07/01/88		Maurer, George	
23	Benton	Norway	07/01/88		Merchant, Harold	
24	Norway	Benton	07/01/88		Merchant, Harold	
25	Hancock-Avoca	Shelby	07/01/88		Montang, Rodney	
26	Shelby	Hancock-Avoca	07/01/88		Montang, Rodney	
27	Amana	Clear Creek	07/01/88		Okerberg, Craig	
28	Clear Creek	Amana	07/01/88		Okerberg, Craig	
29	Marcus	Meriden-Cleghorn	07/01/88		Pillman, Gary	
30	Meriden-Cleghorn	Marcus	07/01/88		Pillman, Gary	
31	Newell-Providence	Fonda	07/01/89		Boerner, Merle	
32	Fonda	Newell-Providence	07/01/89		Boerner, Merle	
33	Villisca	New Market	07/01/89		Busch, Robert	
34	New Market	Villisca	07/01/89		Busch, Robert	
35	Rockwell City	Lytton	07/01/89		Cross, Dwayne	
36	Lytton	Rockwell City	07/01/89		Cross, Dwayne	
37	Fremont	Eddyville	07/01/89		Dose, Timothy	
38	Eddyville	Fremont	07/01/89		Dose, Timothy	
39	Everly	Clay Central	07/01/89		Holmquist, David	
40	Clay Central	Everly	07/01/89		Holmquist, David	
41	CAL	Alden	07/01/89		Jess, James	
42	Alden	CAL	07/01/89		Jess, James	
43	Vinton	Shellsburg	07/01/89		McClure, Patricia	
44	Shellsburg	Vinton	07/01/89		McClure, Patricia	
45	Gladbrook	Reinbeck	07/01/89		McNabb, Lawrence	
46	Reinbeck	Gladbrook	07/01/89		McNabb, Lawrence	
47	Aplington	Ackley-Geneva	07/01/89		Nelson, Kirk	
48	Ackley-Geneva	Aplington	07/01/89		Nelson, Kirk	
49	Kanawha	Britt	07/01/89		Runyan, Ted	



IOWA DEPARTMENT OF EDUCATION  
 REORGANIZATION SERIES -- XIX-C

02/24/93

Shared Superintendents

Sorted by Starting Date and Superintendent Name

1992-93

1	2	3	4	5	6	7
No.	District	Partner District	Starting Date	Last Year	Name	Comments
50	Britt	Kanawha	07/01/89		Runyan, Ted	
51	Woden-Crystal Lake	Forest City	07/01/89		Sesker, Wayne	
52	Forest City	Woden-Crystal Lake	07/01/89		Sesker, Wayne	
53	Pomeroy	Palmer	07/01/89		Skinner, Alden	
54	Palmer	Pomeroy	07/01/89		Skinner, Alden	
55	Urbana	Center Point	07/01/89		Whitehead, Richard	
56	Center Point	Urbana	07/01/89		Whitehead, Richard	
57	Floyd Valley	Maurice-Orange City	07/01/89		Wilbeck, Rod	
58	Maurice-Orange City	Floyd Valley	07/01/89		Wilbeck, Rod	
59	LaPorte City	Dysart-Geneseo	07/01/90		Crooks, Ronald	
60	Dysart-Geneseo	LaPorte City	07/01/90		Crooks, Ronald	
61	Central Dallas	Adel-DeSoto	07/01/90		Hoffman, Tim	
62	Adel-DeSoto	Central Dallas	07/01/90		Hoffman, Tim	
63	Twin Rivers	Gilmore City-Bradgate	07/01/90		Hrecz, Joe	
64	Gilmore City-Bradgate	Twin Rivers	07/01/90		Hrecz, Joe	
65	Lake City	Lohrville	07/01/90		Keerbs, Vernard	
66	Lohrville	Lake City	07/01/90		Keerbs, Vernard	
67	Lake View-Auburn	Wall Lake	07/01/90		Morgan, Patrick	
68	Wall Lake	Lake View-Auburn	07/01/90		Morgan, Patrick	
69	Rudd-Rockford-Marble Rock	Greene	07/01/90		Ward, Steve	
70	Greene	Rudd-Rockford-Marble Rock	07/01/90		Ward, Steve	
71	Mt. Ayr	Grand Valley	07/01/91		Burmeister, Philip	
72	Grand Valley	Mt. Ayr	07/01/91		Burmeister, Philip	
73	Clarksville	Allison-Bristow	07/01/91		Corkery, Jeffory	
74	Allison-Bristow	Clarksville	07/01/91		Corkery, Jeffory	
75	Primghar	Sutherland	07/01/91		Partlow, Richard	
76	Sutherland	Primghar	07/01/91		Partlow, Richard	
77	Hubbard	Radcliffe	07/01/91		Rogers, Kelly	
78	Radcliffe	Hubbard	07/01/91		Rogers, Kelly	
79	Central Decatur	Mormon Trail	07/01/91		Spear, Tom	
80	Mormon Trail	Central Decatur	07/01/91		Spear, Tom	
81	Cedar Valley	Prairie	07/01/91		Wede, Richard	
82	Prairie	Cedar Valley	07/01/91		Wede, Richard	
83	Titonka	Corwith-Wesley	07/01/91		West, Don	
84	Corwith-Wesley	Titonka	07/01/91		West, Don	
85	Ruthven-Ayshire	South Clay	07/01/92		Bleeker, Edward	
86	South Clay	Ruthven-Ayshire	07/01/92		Bleeker, Edward	
87	Edgewood-Colesburg	Valley	07/01/92		Brandt, William	
88	Valley	Edgewood-Colesburg	07/01/92		Brandt, William	
89	Denison	Schleswig	07/01/92		Finnessy, John	
90	Schleswig	Denison	07/01/92		Finnessy, John	
91	East Monona	Charter Oak-Ute	07/01/92		Friederichsen, Roger	
92	Charter Oak-Ute	East Monona	07/01/92		Friederichsen, Roger	
93	Oakland	Whiting	07/01/92		Funkhouser, Gary	
94	Whiting	Oakland	07/01/92		Funkhouser, Gary	
95	Dike	New Hartford	07/01/92		Gunderson, Donald	
96	New Hartford	Dike	07/01/92		Gunderson, Donald	
97	East Central	Preston	07/01/92		House, James	
98	Preston	East Central	07/01/92		House, James	

IOWA DEPARTMENT OF EDUCATION  
 REORGANIZATION SERIES -- XIX-C

02/24/93

Shared Superintendents

Sorted by Starting Date and Superintendent Name  
 1992-93

1	2	3	4	5	6	7
No.	District	Partner District	Starting Date	Last Year	Name	Comments
99	Tri-County	English Valleys	07/01/92		Jensen, Alan	
100	English Valleys	Tri-County	07/01/92		Jensen, Alan	
101	Plainfield	Nashua	07/01/92		Johanningmeier, Linda	
102	Nashua	Plainfield	07/01/92		Johanningmeier, Linda	
103	Galva-Holstein	Aurelia	07/01/92		Lode, Marlin	
104	Aurelia	Galva-Holstein	07/01/92		Lode, Marlin	
105	Nishna Valley	Malvern	07/01/92		Reents, William	
106	Malvern	Nishna Valley	07/01/92		Reents, William	
107	Mar-Mac	M-F-L	07/01/92		Stanton, John	
108	M-F-L	Mar-Mac	07/01/92		Stanton, John	

Mixed Superintendents:

109	Blakesburg	Eddyville (Curr Director)	07/01/91		Maxson, Connie	
110	Burt	Thompson (E Princ)	07/01/92		Lynn Hansen	
111	Deep River-Millersburg	English Valleys (E Princ)	07/01/92		Montz, Carol	
112	Garnavillo	Guttenberg (HS Principal)	07/01/92		James Whalen	
113	Marion	Cedar Rapids (Ex Dir Bus)	07/01/92		William Jacobson	
114	Parkersburg	Aplington (Adm Asst)	07/01/92		Virgil Goodrich	
115	United	Boone (At Risk Coord)	07/01/92		Cheryl Huisman	



IOWA DEPARTMENT OF EDUCATION  
 REORGANIZATION SERIES XIX-C1  
 Superintendent Sharing

15-Jun-93

School Year	Number Districts	Number Districts Sharing	Number Supts. Shared	Number Districts With Non-shared Superintendents
1981-82	441	2	1	439
1982-83	441	2	1	439
1983-84	439	2	1	437
1984-85	438	4	2	434
1985-86	436	10	5	426
1986-87	436	22	11	414
1987-88	436	67	33	369
1988-89	433	80	39	353
1989-90	431	100	50	331
1990-91	430	110	55	320
1991-92	425	119	60	306
1992-93	418	115	61	303

86-88--one triple share

91-92--one combination supt & curriculum dir

92-93--seven combination supts & other administrator

IOWA DEPARTMENT OF EDUCATION  
 REORGANIZATION SERIES XIX-D  
 Whole Grade Sharing List  
 1993-94

07/01/93  
 Part 1

Sorted by First Year

* #	AEA #	School District	First Year	Grade Levels Receiving	Grade Levels Sending	Operates High School Type	Partner School Districts
1	2	Corwith-Wesley	1980-81	9-12	6-8	two	: LuVerne
2	3	LuVerne	1980-81	6-8	9-12	two	no : Corwith-Wesley
3	11	Grand	1985-86	none	7-12	one	no : Ogden
4	11	Ogden	1985-86	7-12	none	one	: Grand
5	14	Clearfield	1986-87	none	7-12	mult	no : Diagonal & Lenox & Mt. Ayr
6	14	Lenox	1986-87	9-12	none	mult	: Clearfield (multiple) Prescott(multiple)
7	9	Delwood	1987-88	none	7-12	one	no : Maquoketa
8	14	Diagonal	1987-88	7-12	none	mult	: Clearfield (multiple)
9	9	Maquoketa	1987-88	7-12	none	one	: Delwood
10	14	Mt. Ayr	1987-88	7-12 & 9-12	none	mult	: Clearfield (mult.), Grand Valley (mult.)
11	5	Stratford	1987-88	none	7-12	one	no : Webster City
12	5	Webster City	1987-88	7-12	none	one	: Stratford
13	3	Burt	1988-89	none	6-12	one	no : Algona
14	15	Eddyville	1988-89	9-12	none	mult	: Fremont (multiple)
15	15	Fremont	1988-89	none	9-12	mult	no : Eddyville (multiple)
16	6	Gladbrook	1988-89	6-8	9-12	two	no : Reinbeck
17	2	Meservey-Thornton	1988-89	7-8	9-12	two	no : Sheffield-Chapin
18	7	Reinbeck	1988-89	9-12	6-8	two	: Gladbrook
19	2	Sheffield-Chapin	1988-89	9-12	7-8	two	: Meservey-Thornton
20	2	Britt	1989-90	9-12	7-8	two	: Kanawha
21	13	Clarinda	1989-90	9-12	none	one	: New Market
22	12	Dow City-Arion	1989-90	7-8	9-12	two	no : Dunlap
23	2	Dumont	1989-90	none	9-12	one	no : Hampton
24	13	Dunlap	1989-90	9-12	7-8	two	: Dow City-Arion
25	4	George	1989-90	9-12	7-8	two	: Little Rock
26	2	Hampton	1989-90	9-12	none	one	: Dumont
27	2	Kanawha	1989-90	7-8	9-12	two	no : Britt
28	4	Little Rock	1989-90	7-8	9-12	two	no : George
29	14	New Market	1989-90	none	9-12	one	no : Clarinda
30	2	Thompson	1989-90	6-8	9-12	mult	no : Buffalo Center-Rake-Lakota & Titonka
31	3	Titonka	1989-90	6-8	9-12	mult	no : Buffalo Center-Rake-Lakota & Thompson
32	10	Amana	1990-91	6-8	9-12	two	no : Clear Creek
33	2	Belmond	1990-91	5-6 & 9-12	7-8	two	: Klemme
34	10	Clear Creek	1990-91	9-12	6-8	two	: Amana
35	4	Floyd Valley	1990-91	6-8	9-12	two	no : Maurice-Orange City
36	2	Klemme	1990-91	7-8	5-6 & 9-12	two	no : Belmond
37	4	Maurice-Orange City	1990-91	9-12	6-8	two	: Floyd Valley
38	16	Morning Sun	1990-91	none	7-12	mult	no : Wapello & Winfield-Mt. Union (multiple)
39	10	Olin	1990-91	9-12	6-8	two	: Oxford Junction
40	10	Oxford Junction	1990-91	6-8	9-12	two	no : Olin
41	16	Wapello	1990-91	7-12	none	mult	: Morning Sun (multiple)
42	16	Winfield-Mt. Union	1990-91	7-12	none	mult	: Morning Sun (multiple)
43	3	Algona	1991-92	6-12	none	one	: Burt
44	10	Benton	1991-92	9-12	none	one	: Norway
45	15	Blakesburg	1991-92	none	9-12	mult	no : Eddyville (multiple)
46	14	Corning	1991-92	7-12	none	mult	: Prescott (multiple)



Sorted by First Year

* #	AEA #	School District	First Year	Grade Levels Receiving	Grade Levels Sending	Operates Type	High School	Partner School Districts
47	14	Creston	1991-92	7-12	none	mult		: Prescott (multiple)
48	13	Hancock-Avoca	1991-92	9-12	7-8	two		: Shelby
49	5	Lakeview-Auburn	1991-92	9-12	6-8	two		: Wall Lake
50	3	Mallard	1991-92	6-8	9-12	two	no	: West Bend
51	10	Norway	1991-92	none	9-12	one	no	: Benton
52	14	Orient-Macksburg	1991-92	7-12	none	mult		: Prescott (multiple)
53	14	Prescott	1991-92	none	7-12	mult	no	: Corning, Lenox, Creston, O-M, B-F
54	13	Shelby	1991-92	7-8	9-12	two	no	: Hancock-Avoca
55	5	Wall Lake	1991-92	6-8	9-12	two	no	: Lakeview-Auburn
56	3	West Bend	1991-92	9-12	6-8	two		: Mallard
57	7	Aplington	1992-93	6-8	9-12	two	no	: Parkersburg
58	11	Ballard	1992-93	7-12	none	mult		: United
59	12	Battle Creek	1992-93	6-8	9-12	two	no	: Ida Grove
60	11	Boone	1992-93	7-12	6	mult		: United
61	2	BuffaloCtr-Rake-Lakota	1992-93	9-12	6-8	mult		: Thompson & Titonka
62	14	Central Decatur	1992-93	7-12	none	mult		: Grand Valley
63	10	Deep River-Millersburg	1992-93	none	7-12	mult	no	: English Valleys & Montezuma
64	7	Dike	1992-93	9-12	7-8	two		: New Hartford
65	12	Eastwood	1992-93	9-12	6-8	two		: Willow
66	10	English Valleys	1992-93	7-12	none	mult		: Deep River-Millersburg
67	11	Gilbert	1992-93	7-12	none	mult		: United
68	14	Grand Valley	1992-93	none	7-12	mult	no	: C. Decatur, Lamoni, Mt. Ayr, & Murray
69	12	Ida Grove	1992-93	9-12	6-8	two		: Battle Creek
70	14	Lamoni	1992-93	7-12	none	mult		: Grand Valley
71	11	Madrid	1992-93	7-12	none	mult		: United
72	1	Mar-Mac	1992-93	7-8	9-12	two	no	: M-F-L
73	6	Montezuma	1992-93	7-12	none	mult		: Deep River-Millersburg
74	14	Murray	1992-93	7-12	none	mult		: Grand Valley
75	1	M-F-L	1992-93	9-12	7-8	two		: Mar-Mac
76	7	Nashua	1992-93	9-12	7-8	two		: Plainfield
77	7	New Hartford	1992-93	7-8	9-12	two	no	: Dike
78	7	Parkersburg	1992-93	9-12	6-8	two		: Aplington
79	7	Plainfield	1992-93	7-8	9-12	two	no	: Nashua
80	11	United	1992-93	6	7-12	mult	no	: Boone & Gilbert
81	12	Willow	1992-93	6-8	9-12	two	no	: Eastwood
82	3	Estherville	1993-94	K-12	none	one		: Lincoln Central
83	5	Gilmore City-Bradgate	1993-94	7-8	9-12	two	no	: Twin Rivers
84	5	Laurens-Marathon	1993-94	7-12	none	one		: South Clay
85	3	Lincoln Central	1993-94	none	K-12	one	no	: Estherville
86	2	Ruthven-Ayshire	1993-94	7-12	none	one		: South Clay
87	5	Sioux Central	1993-94	7-12	none	one		: South Clay
88	3	South Clay	1993-94	none	7-12	one	no	: Laurens-M, Ruthven-A, Sx Central, Spenc
89	3	Spencer	1993-94	7-12	none	one		: South Clay
90	5	Twin Rivers	1993-94	9-12	7-8	two		: Gilmore City-Bradgate

-----  
Sending high school to more than one district:  
-----

Clearfield sends 7-12 to Diagonal, Lenox & Mt. Ayr

Deep River sends 7-12 to English Valleys and Montezuma

Grand Valley sends 7-12 to Central Decatur, Lamoni, Mt. Ayr, and Murray

Morning Sun sends 7-12 to Wapello and Winfield-Mt. Union

Prescott sends 9-12 to Corning, Lenox, Creston, & Orient-Macksburg

South Clay send 7-12 to Laurens-Marathon, Ruthven-Ayshire, Sioux Central, & Spencer

United sends 7-12 to Ballard, Boone, Gilbert, & Madrid. Boone sends 6 to United

Receiving high school from more than one district:  
-----

Blakesburg and Fremont send 9-12 to Eddyville

Buffalo Center-Rake-Lakota sends 6-8 to Titonka & Thompson

Titonka sends 9-12 to Buffalo Center-Rake-Lakota

Thompson sends 9-12 to Buffalo Center-Rake-Lakota

Clearfield sends 9-12, and Grand Vally sends 7-12 to Mt. Ayr  
=====



IOWA DEPARTMENT OF EDUCATION  
 REORGANIZATION SERIES XIX-D

Part 3  
 01-Jul-93

Districts Deleted From Whole-Grade Sharing List  
 1993-94 Sorted by Last Year

AEA #	First Year	Last Year	New District*
1	3	1987-88	Arnolds Park 1987-88 Okoboji--with Milford
2	11	1986-87	Bayard 1987-88 Coon Rapids-Bayard
3	5	1987-88	Boone Valley 1987-88 Dissolved into 5 districts
4	11	1986-87	Coon Rapids 1987-88 Coon Rapids-Bayard
5	5	1987-88	Humboldt 1987-88 Humboldt--absorbed Boone Valley
6	3	1987-88	Milford 1987-88 Okoboji--with Arnolds Park
7	5	1986-87	Havelock-Plover 1988-89 Pocahontas Area
8	5	1986-87	Pocahontas 1988-89 Pocahontas Area--with Havelock-Plover
9	9	1985-86	Calamus 1989-90 Calamus-Wheatland
10	9	1985-86	Wheatland 1989-90 Calamus-Wheatland
11	5	1986-87	Central Webster 1990-91 SE Webster--with Dayton
12	11	1987-88	Colo 1990-91 Colo-Nesco
13	5	1986-87	Dayton 1990-91 SE Webster--with Central Webster
14	4	1988-89	Hartley-Melvin 1990-91 Hartley-Melvin-Sanborn
15	11	1987-88	Monroe 1990-91 PCM--with Prairie City
16	11	1987-88	NESCO 1990-91 Colo-Nesco
17	11	1987-88	Prairie City 1990-91 PCM--with Monroe
18	4	1988-89	Sanborn 1990-91 Hartley-Melvin-Sanborn
19	6	1986-87	Beaman-Conrad-Liscomb 1991-92 BCL-UW--with Union-Whitten
20	2	1987-88	Buffalo Center-Rake ** 1991-92 Buffalo Center-Rake-Lakota
21	6	1987-88	Garwin 1991-92 GMG--with Green Mountain
22	6	1987-88	Green Mountain 1991-92 GMG--with Garwin
23	13	1987-88	Irwin 1991-92 IKM--with Manilla
24	5	1987-88	Jefferson 1991-92 Jefferson-Scranton
25	3	1987-88	Lakota ** 1991-92 Buffalo Center-Rake-Lakota
26	6	1989-90	LDF 1991-92 East Marshall--with SEMCO
27	12	1987-88	Manilla 1991-92 IKM--with Irwin
28	5	1987-88	Scranton 1991-92 Jefferson-Scranton
29	6	1989-90	SEMCO 1991-92 East Marshall--with SEMCO
30	6	1986-87	Steamboat Rock 1991-92 Wellsburg-Steamboat Rock
31	6	1986-87	Union-Whitten 1991-92 BCL-UW-- with Beaman-Conrad-Liscomb
32	6	1986-87	Wellsburg 1991-92 Wellsburg-Steamboat Rock
33	11	1990-91	Adel-DeSoto 1992-93 Adel-DeSoto-Minburn
34	5	1989-90	Cedar Valley 1992-93 Prairie Valley
35	10	1989-90	Center Point 1992-93 Center Point-Urbana
36	11	1990-91	Central Dallas 1992-93 Adel-DeSoto-Minburn
37	5	1986-87	Clarion 1992-93 Clarion-Goldfield
38	3	1990-91	Clay Central 1992-93 Clay Central/Everly
39	5	1989-90	Crestland 1992-93 Schaller-Crestland
40	7	1988-89	Dysart-Geneseo 1992-93 Union
41	3	1990-91	Everly 1992-93 Clay Central/Everly
42	5	1989-90	Fonda 1992-93 Newell-Fonda
43	5	1986-87	Goldfield 1992-93 Clarion-Goldfield
44	6	1988-89	Hubbard 1992-93 Hubbard-Radcliffe
45	5	1988-89	Lake City 1992-93 Southern Cal
46	7	1988-89	LaPorte City 1992-93 Union
47	5	1988-89	Lohrville 1992-93 Southern Cal
48	9	1988-89	Lost Nation 1992-93 Midland



IOWA DEPARTMENT OF EDUCATION  
 REORGANIZATION SERIES XIX-D

Part 3  
 01-Jul-93

Districts Deleted From Whole-Grade Sharing List  
 1993-94 Sorted by Last Year

AEA #	First Year	Last Year	New District*
49 5 Lytton	1989-90	1992-93	Rockwell City-Lytton
50 5 Manson	1990-91	1992-93	Manson-Northwest Webster
51 4 Marcus	1988-89	1992-93	Marcus-Meriden-Cleghorn
52 4 Meriden-Cleghorn	1988-89	1992-93	Marcus-Meriden-Cleghorn
53 10 Midland	1988-89	1992-93	Midland
54 5 Newell-Providence	1989-90	1992-93	Newell-Fonda
55 5 Northwest Webster	1990-91	1992-93	Manson-Northwest Webster
56 5 Palmer	1989-90	1992-93	Pomeroy-Palmer
57 4 Paullina	1989-90	1992-93	South O'Brien
58 5 Pocahantas Area	1990-91	1992-93	Pocahantas Area
59 5 Pomeroy	1989-90	1992-93	Pomeroy-Palmer
60 5 Prairie	1989-90	1992-93	Prairie Valley
61 4 Primghar	1989-90	1992-93	South O'Brien
62 6 Radcliffe	1988-89	1992-93	Hubbard-Radcliffe
63 5 Rockwell City	1989-90	1992-93	Rockwell City-Lytton
64 5 Rolfe	1990-91	1992-93	Pocahantas Area
65 5 Schaller	1989-90	1992-93	Schaller-Crestland
66 3 Sentral	1988-89	1992-93	Returned to independent K-12--was two-way with Burt
67 10 Shellsburg	1989-90	1992-93	Vinton-Shellsburg
68 5 Sioux Rapids-Rembrandt	1990-91	1992-93	Sioux Central
69 3 Sioux Valley	1990-91	1992-93	Sioux Central
70 4 Sutherland	1990-91	1992-93	South O'Brien
71 10 Urbana	1989-90	1992-93	Center Point-Urbana
72 10 Vinton	1989-90	1992-93	Vinton-Shellsburg

\* All deletions were due to reorganization or dissolution, except Sentral.

\*\* New district whole-grade sharing with other districts.



IOWA DEPARTMENT OF EDUCATION  
 REORGANIZATION SERIES XIX-D1  
 Whole Grade Sharing  
 July 1, 1993

School Year	Number Districts	Districts Sharing	Sharing High School Deletions	Number Non-Sharing Districts	Number High School Districts	Reduction Districts From 80-81
1979-80	445	0	0	445	445	0
1980-81	443	2	1	441	442	2
1981-82	441	2	1	439	440	4
1982-83	441	2	1	439	440	4
1983-84	439	2	1	437	438	6
1984-85	438	2	1	436	437	7
1985-86	436	10	5	426	431	9
1986-87	436	20	10	416	426	9
1987-88	436	42	20	394	416	9
1988-89	433	56	28	377	405	12
1989-90	431	84	42	347	389	14
1990-91	430	104	52	326	378	15
1991-92	425	111	54	314	371	20
1992-93	418	120	56	298	362	27
1993-94	397	90	39	307	358	48

State of Iowa  
DEPARTMENT OF EDUCATION  
Bureau of School Administration and Accreditation  
Grimes State Office Building  
Des Moines, Iowa 50319-0146

**REORGANIZATION SERIES XIX-E  
REORGANIZATION AND DISSOLUTION ELECTIONS**

November 30, 1992, Final Report  
(For Period July 1, 1992 to June 30, 1993)

ELECTION/ HEARING DATES*	PASSED/FAILED	ORIGINAL DISTRICTS	NEW DISTRICTS	EFFECTIVE DATES**
12/17/91	Passed	Crestland & Schaller	Schaller-Crestland	07/1/93
12/17/91	Passed	Shellsburg & Vinton	Vinton-Shellsburg	07/1/93
12/17/91	Passed	Dysart-Geneseo & LaPorte City	Union	07/1/93
01/28/92	Passed	Center Point & Urbana	Center Point-Urbana	07/1/93
03/31/92	Passed	Manson & Northwest Webster	Manson-Northwest Webster	07/1/93
04/07/92	Passed	Palmer & Pomeroy	Pomeroy-Palmer	07/1/93
05/05/92	Passed	Marcus & Meriden-Cleghorn	Marcus-Meriden-Cleghorn	07/1/93
05/05/92	Passed	Lytton & Rockwell City	Rockwell City-Lytton	07/1/93
05/12/92	Passed	Fonda & Newell-Providence	Newell-Fonda	07/1/93
05/19/92	Passed	Lake City & Lohrville	Southern Cal	07/1/93
06/23/92	Passed	Lost Nation & Midland	Midland	07/1/93
07/14/92	Failed	Estherville & Lincoln Central	Estherville-Lincoln Central	Failed
08/04/92	Passed	Pocahantas Area & Rolfe	Pocahantas Area	07/1/93
09/08/92	Passed	Sioux Rapids-Remb.&Sioux Valley	Sioux Central	07/1/93
09/08/92	Passed	Paullina, Primghar, & Sutherland	South O'Brien	07/1/93
09/08/92	Passed	Carson-Macedonia & Oakland	Riverside	07/1/93
10/13/92	Passed	Hubbard & Radcliffe	Hubbard-Radcliffe	07/1/93
10/13/92	Passed	Adel-DeSoto & Central Dallas	Adel-DeSoto-Minburn	07/1/93
10/13/92	Passed	Clay Central & Everly	Clay Central/Everly	07/1/93
11/24/92	Passed	Clarion & Goldfield	Clarion-Goldfield	07/1/93
11/24/92	Failed	Floyd Valley & Maurice-Orange	Orange Valley	Failed
11/24/92	Passed	Cedar Valley & Prairie	Prairie Valley	07/1/93
11/24/92	Failed	Linn-Mar & Marion	Indian Creek	Failed

\* Reorganization elections must be passed by November 30, 1992, in order for the reorganization to be effective July 1, 1993.



State of Iowa  
 DEPARTMENT OF EDUCATION  
 Bureau of School Administration and Accreditation  
 Grimes State Office Building  
 Des Moines, Iowa 50319-0146

**REORGANIZATION SERIES XIX-E1**  
**REORGANIZATION AND DISSOLUTION ELECTIONS**  
 Summary

November 30, 1992, Update  
 (For Period July 1, 1992 to June 30, 1993)

There will be **twenty** new reorganized districts in 1993-94. **Forty-one** districts conducted positive reorganization elections, and there is an odd number since one reorganization involved three original districts.

Year	Number Districts	Number Districts With High Schools
1984-85	438	437
1985-86	436	431
1986-87	436	426
1987-88	436	415
1988-89	433	405
1989-90	431	389
1990-91	430	378
1991-92	425	371
1992-93	418	362
1993-94	397*	**

\* Final.

\*\* February 1, 1993, final date for signing whole-grade sharing contracts for 1993-94.

IOWA DEPARTMENT OF EDUCATION  
 REORGANIZATION SERIES XIX-E2  
 Number of High School Districts

01-Jul-93

Year	Districts Without High Schools	High School Districts	Total School Districts
1932-33 *	3,942	933	4,875
1933-34	3,942	937	4,879
1934-35	3,943	936	4,879
1935-36	3,946	930	4,876
1936-37	3,947	928	4,875
1937-38	3,945	928	4,873
1938-39	3,943	928	4,871
1939-40	3,935	926	4,861
1940-41	3,943	922	4,865
1941-42	3,943	918	4,861
1942-43	3,948	911	4,859
1943-44	3,963	894	4,857
1944-45	3,977	877	4,854
1945-46	3,929	866	4,795
1946-47	3,852	854	4,706
1947-48	3,816	845	4,661
1948-49	3,816	837	4,653
1949-50 **	3,812	840	4,652
1950-51	3,813	839	4,652
1951-52	3,809	840	4,649
1952-53	3,722	836	4,558
1953-54	3,663	829	4,492
1954-55	3,598	819	4,417
1955-56	3,334	808	4,142
1956-57	2,903	788	3,691
1957-58	2,578	745	3,323
1958-59	2,085	694	2,779
1959-60	1,438	614	2,052
1960-61	1,013	562	1,575
1961-62	881	510	1,391
1962-63	762	469	1,231
1963-64	701	463	1,164
1964-65	639	459	1,098
1965-66	598	458	1,056
1966-67	46	455	501
1967-68	22	455	477
1968-69	5	455	460
1969-70	4	453	457
1970-71	3	453	456
1971-72	2	452	454
1972-73		452	452
1973-74 ***		451	451
1974-75		450	450
1975-76		450	450
1976-77		449	449
1977-78		449	449
1978-79		447	447



IOWA DEPARTMENT OF EDUCATION  
 REORGANIZATION SERIES XIX-E2  
 Number of High School Districts

01-Jul-93

Year	Districts Without High Schools	High School Districts	Total School Districts
1979-80		445	445
1980-81	1	442	443
1981-82	1	440	441
1982-83	1	440	441
1983-84	1	438	439
1984-85	1	437	438
1985-86	5	431	436
1986-87	10	426	436
1987-88	21	415	436
1988-89	28	405	433
1989-90	42	389	431
1990-91	52	378	430
1991-92	54	371	425
1992-93	56	362	418
1993-94	39	358	397
1994-95	41	352	393 prediction
1995-96	39	345	384 prediction
1996-97	37	340	377 prediction
1997-98	35	330	365 prediction

- \* Sources: Iowa School Report and Iowa Educational Directory  
 \*\* Source: Data on Iowa Schools  
 \*\*\* Source: Original records

NOTES: Definitions and methods of reporting vary among the sources.  
 Prior to 1972-73 some elementary districts were  
 non-operational.

State of Iowa  
DEPARTMENT OF EDUCATION  
Bureau of School Administration and Accreditation  
Grimes State Office Building

**REORGANIZATION SERIES XIX-E3**  
**Reorganization Actions Since 1965-66**

Number School Districts	Effective Dates	Original School Districts		New School Districts
458	7/1/65			
455	7/1/66	Correctionville Dysart Lawton	Cushing Geneseo Bronson	Eastwood Dysart-Geneseo Lawton-Bronson
453	7/1/69	Vinton Roland	Garrison Story	Vinton Roland-Story
452	7/1/71	Stuart	Menlo	Stuart-Menlo
451	7/1/73	Clarence	Lowden	Clarence-Lowden
450	7/1/74	Miles	Sabula	East Central
449	7/1/76	Laurens	Marathon	Laurens-Marathon
447	7/1/78	Buffalo Center Swea City	Rake Ledyard	Buffalo Center-Rake North Kossuth
445	7/1/79	Armstrong Rembrandt	Ringsted Sioux Rapids	Armstrong-Ringsted Sioux Rapids-Rembrandt
443	7/1/80	Galva Eldora	Holstein New Providence	Galva-Holstein Eldora-New Providence
441	7/1/81	Hartley Akron	Melvin Westfield	Hartley-Melvin Akron-Westfield
439	7/1/83	Collins Ruthven	Maxwell Ayrshire	Collins-Maxwell Ruthven-Ayrshire
438	7/1/84	North Fayette	Fayette	North Fayette
436	7/1/85	Colfax Sibley	Mingo Ocheyedan	Colfax-Mingo Sibley-Ocheyedan
433	7/1/88	Boone Valley Arnolds Park Bayard	(Dissolved) Milford Coon Rapids	to Humboldt, Clarion, 3 Others Okoboji Coon Rapids-Bayard
431	7/1/89	Havelock-Plover Panora-Linden	Pocahontas Y-J-B	Pocahontas Area Panorama
430	7/1/90	Calamus	Wheatland	Calamus-Wheatland
425	7/1/91	Colo Hartley-Melvin Prairie City Central Webster Hedrick	NESCO Sanborn Monroe Dayton (Involuntary merger)	Colo-Nesco Hartley-Melvin-Sanborn PCM Southeast Webster to Pekin, Fremont & Ottumwa
418	7/1/92	Beaman-Conrad-Liscomb Garwin Irwin Buffalo Center LDF Jefferson Steamboat Rock	Union-Whitten Green Mountain Manilla Lakota SEMCO Scranton Wellsburg	BCL-UW GMG IKM Buffalo Center-Rake-Lakota East Marshall Jefferson-Scranton Wellsburg-Steamboat Rock



REORGANIZATION SERIES XIX-E3

Reorganization Actions Since 1965-66

Page 2

Number School Districts	Effective Dates	Original School Districts		New School Districts
397	7/1/93	Adel-DeSoto Center Point Clarion Clay Central Hubbard Manson Marcus Lost Nation Fonda Pocahontas Area Palmer Cedar Valley Carson-Macedonia Lytton Crestland Sioux Rapids-Rembrandt Paullina Primghar Lake City Dysart-Geneseo Shellsburg	Central Dallas Urbana Goldfield Everly Radcliffe Northwest Webster Meriden-Cleghorn Midland Newell-Providence Rolfe Pomeroy Prairie Oakland Rockwell City Schaller Sioux Valley Sutherland Lohrville La Porte City Vinton	Adel-DeSoto-Minburn Center Point-Urbana Clarion-Goldfield Clay Central/Everly Hubbard-Radcliffe Manson-Northwest Webster Marcus-Meriden-Cleghorn Midland Newell-Fonda Pocahontas Area Pomeroy-Palmer Prairie Valley Riverside Rockwell City-Lytton Schaller-Crestland Sioux Central South O'Brien Southern Cal Union Vinton-Shellsburg

IOWA DEPARTMENT OF EDUCATION  
 RESTRUCTURING SERIES XIX-E4  
 SCHOOL DISTRICT ENROLLMENT  
 September, 1992, Compared to September, 1984

21-Jun-93

1	2	3	4	5	6	7	8	9	10	11
September, 1984					September, 1992					
Number Students	Number Schools	Percent Of Total	Number Students	Percent Of Total	Number Schools	Percent Of Total	Number Students	Percent Of Total	Cummulative Enrollment	Cummulative Percent
0 - 199	18	4.11%	2,965	0.60%	15	3.59%	2,413	0.49%	2,413	0.49%
200 - 299	60	13.70%	14,830	3.01%	46	11.00%	11,219	2.26%	13,632	2.75%
300 - 399	59	13.47%	20,494	4.16%	51	12.20%	17,298	3.49%	30,930	6.24%
400 - 499	49	11.19%	22,027	4.48%	55	13.16%	24,688	4.98%	55,618	11.23%
500 - 749	102	23.29%	62,513	12.70%	102	24.40%	63,426	12.80%	119,044	24.03%
750 - 999	46	10.50%	38,778	7.88%	39	9.33%	33,909	6.85%	152,953	30.88%
1000 - 1499	38	8.68%	48,551	9.86%	40	9.57%	49,832	10.06%	202,786	40.94%
1500 - 1999	26	5.94%	44,708	9.08%	27	6.46%	45,766	9.24%	248,551	50.18%
2000 - 2999	15	3.42%	36,504	7.42%	18	4.31%	43,692	8.82%	292,244	59.00%
3000 - 9999	19	4.34%	95,644	19.43%	19	4.55%	99,241	20.03%	391,485	79.03%
10000 plus	6	1.37%	105,210	21.37%	6	1.44%	103,868	20.97%	495,352	100.00%
Totals	438	100.00%	492,225	100.00%	418	100.00%	495,352	100.00%		



IOWA DEPARTMENT OF EDUCATION  
 RESTRUCTURING SERIES XIX-E5  
 SCHOOL DISTRICT ENROLLMENT  
 September, 1992, Compared to September, 1984

21-Jun-93

1	2	3	4	5	6	7	8	9	10	11
September, 1984					After Whole-Grade Sharing Districts are Combined September, 1992					
Number Students	Number Schools	Percent Of Total	Number Students	Percent Of Total	Number Schools*	Percent Of Total	Number Students**	Percent Of Total	Cummulative Enrollment	Cummulative Percent
0 - 199	18	4.11%	2,965	0.60%	2	0.55%	276	0.06%	276	0.06%
200 - 299	60	13.70%	14,830	3.01%	13	3.59%	3,172	0.64%	3,449	0.70%
300 - 399	59	13.47%	20,494	4.16%	31	8.56%	10,555	2.13%	14,003	2.83%
400 - 499	49	11.19%	22,027	4.48%	45	12.43%	20,106	4.06%	34,109	6.89%
500 - 749	102	23.29%	62,513	12.70%	101	27.90%	62,789	12.68%	96,898	19.56%
750 - 999	46	10.50%	38,778	7.88%	55	15.19%	48,061	9.70%	144,959	29.26%
1000 - 1499	38	8.68%	48,551	9.86%	43	11.88%	53,571	10.81%	198,530	40.08%
1500 - 1999	26	5.94%	44,708	9.08%	28	7.73%	47,764	9.64%	246,294	49.72%
2000 - 2999	15	3.42%	36,504	7.42%	19	5.25%	45,950	9.28%	292,244	59.00%
3000 - 9999	19	4.34%	95,644	19.43%	19	5.25%	99,241	20.03%	391,485	79.03%
10000 plus	6	1.37%	105,210	21.37%	6	1.66%	103,868	20.97%	495,352	100.00%
Totals	438	100.00%	492,225	100.00%	362	100.00%	495,352	100.00%		

Column 7 lists number districts with high schools.

Column 9 lists enrollmes as if all whole-grade sharing partners were combined.

IOWA DEPARTMENT OF EDUCATION  
 REORGANIZATION SERIES XIX-E6  
 Reorganizations and Dissolutions  
 Summary of Successful Elections  
 July 1, 1993

Date Effective	Reorganizations		Dissolutions	
	Number New Districts	Number Old Districts Involved	Number Districts Dissolved	Number Districts Receiving Territory
7/1/81	2	4		
7/1/82				
7/1/83	2	4		
7/1/84	1	2		
7/1/85	2	4		
7/1/86				
7/1/87				
7/1/88	2	4	1	5
7/1/89	2	4		
7/1/90	1	2		
7/1/91	4	8		
7/1/92	7	14		
7/1/93	20	41		

Summary of Failed Elections,  
 Petitions, & Commissions

School Year Of Event	Reorganizations		Dissolutions	
	Number Elections Failed	Number Petitions Dismissed	Number Elections Failed	Number Commissions Failed
1980-81				
1981-82	1			
1982-83	3	1		1
1983-84		1		
1984-85	3			
1985-86	3			
1986-87		1		
1987-88	1			
1988-89	2	1		
1989-90				
1990-91	2			
1991-92				
1992-93	3			



State of Iowa  
DEPARTMENT OF EDUCATION  
Bureau of School Administration and Accreditation  
Grimes State Office Building  
Des Moines, Iowa 50319-0146

REORGANIZATION SERIES XIX-E7

**HISTORICAL SUMMARY OF SCHOOL DISTRICT STRUCTURE**

July 1, 1993

- |    |           |                                |
|----|-----------|--------------------------------|
| 1. | 1830-1858 | Unorganized Period             |
| 2. | 1858-1872 | Township Period                |
| 3. | 1872-1900 | Sub-districting Period         |
| 4. | 1900-1922 | Consolidated School Movement   |
| 5. | 1922-1953 | Organizational Stability       |
| 6. | 1953-1966 | Community School Movement      |
| 7. | 1966-1985 | Enrollment Decline Period      |
| 8. | 1985- ?   | School Reorganization Movement |

STATE LIBRARY OF IOWA



3 1723 02056 7277