



IOWA STATE BOARD OF REGENTS

L
148
.I57
1962



IOWA COLLEGE
ENROLLMENT TRENDS
1962 - 1972



State University of Iowa, Iowa City
Iowa State University, Ames
State College of Iowa, Cedar Falls

IOWA STATE TRAVELING LIBRARY.
DES MOINES, IOWA

IOWA

378

Iow

unb.

IOWA

STATE

TRAVELING

LIBRARY

Des Moines, Iowa

IOWA COLLEGE ENROLLMENT TRENDS
1962-1972

In 1955, the Coordinating Committee of Registrars published a bulletin on Iowa College Enrollment Trends -- 1955-1970. The estimates made in this publication have proved to be conservative ones. The Committee has revised these estimates in the light of past experience and has extended the projections to 1972. The Committee has been fully aware of the many unforeseen changes that may occur in the next ten years that will make these estimates of Iowa College Enrollments too high or too low. The estimates and projections are based on sound statistical procedures and on the reports of official agencies at both state and national levels.

The data on college age population is available from the 1960 census and the committee has decided that the most logical approach to a realistic estimate for the total Iowa college enrollment seems to be to take a point midway between estimates "A" and "B" made by Ronald B. Thompson for the American Association of Collegiate Registrars and Admissions Officers in 1961.

Estimate "A" in Dr. Thompson's projection for each of the states was computed assuming the 1960 constant relationship between the college age group and college attendance in each state would continue. Estimate "B" assumed in practically all states an approximation of the college attendance trends established over the past ten years. The use of college age figures has proved in the past to be the most accurate base for enrollment projections.

The estimates made by Dr. Gibson and his associates in his reports to the Iowa legislature in 1961 are considered to be a bit too conservative but are included because of the estimate of the possible breakdown between undergraduate and graduate enrollments.

5-14-69 Gen. Off. Rep.

The estimates are based on the belief that in the next ten years the percent of Iowa students attending the three state-supported institutions of higher education will increase gradually so that by 1972 the three state colleges will be enrolling at least 48% of the college students in Iowa.

The estimates of future high school enrollments and high school graduates in Iowa were considered but are not included in this report because the Committee felt that the college age approach was a better one from a statistical point of view for forecasting enrollments. The Committee was quite aware of the changes in future Iowa enrollments that might result if several new colleges or technical institutes are established or if a dramatic change occurs in the percent of high school graduates that attend college. The costs of attending college and general economic conditions also materially affect college attendance. There are in addition a good many other factors that can not be forecast accurately that might drastically affect any estimates of college attendance.

This report is presented for planning purposes for all officials concerned with higher education in this state.

Arthur M. Gowan, Director of Admissions & Registrar,
Iowa State University

Marshall R. Beard, Registrar, State College of Iowa

Ted McCarrel, Executive Dean - Student Services,
State University of Iowa

Table 1: IOWA COLLEGE ENROLLMENT, ACTUAL AND PROJECTED, 1950-1978

Year	Actual State Enrollment ¹	Registrars' Estimate (1962)	Thompson Estimate ²		Gibson Estimate ³ (1960)
			A	B	
1950	39,361				
1951	34,335				
1952	33,794				
1953	36,392				
1954	40,602				
1955	44,362				
1956	48,856				
1957	49,854				
1958	51,919				
1959	54,063				
1960	57,376				
1961	61,154		58,513	60,613	
1962		63,200	58,981	63,214	52,978
1963		65,000	58,550	64,853	54,055
1964		69,000	61,264	70,058	57,611
1965		75,000	66,555	78,497	63,485
1966		80,000	70,752	85,986	68,725
1967		85,800	75,847	94,899	75,215
1968		88,600	78,153	100,590	79,272
1969		90,500	79,362	104,993	82,166
1970		92,000	80,344	109,175	85,099
1971		92,800	80,761	112,641	
1972		93,000	80,797	115,590	
1973			79,948	117,244	
1974			79,907	120,052	
1975			79,898	122,906	
1976			79,360	124,926	
1977			79,287	127,656	
1978			79,585	130,991	

¹Source: Opening (Fall) Enrollment in Higher Education, U.S. Office of Education; annual reports, 1950 to present.

²Source: Enrollment Projections for Higher Education, 1961-1978; Ronald B. Thompson, A.A.C.R.A.O.; September, 1961.

³Source: Resources and Needs for Higher Education in Iowa; Study No. 1, Projection of Enrollments for Fifty-one Public and Private Junior and Senior Colleges and Universities in Iowa, 1960-1970. Raymond C. Gibson, Director of the Study; Iowa Legislative Research Bureau, October, 1960.

Figure 1: IOWA COLLEGE ENROLLMENT, ACTUAL AND PROJECTED 1950 - 1978

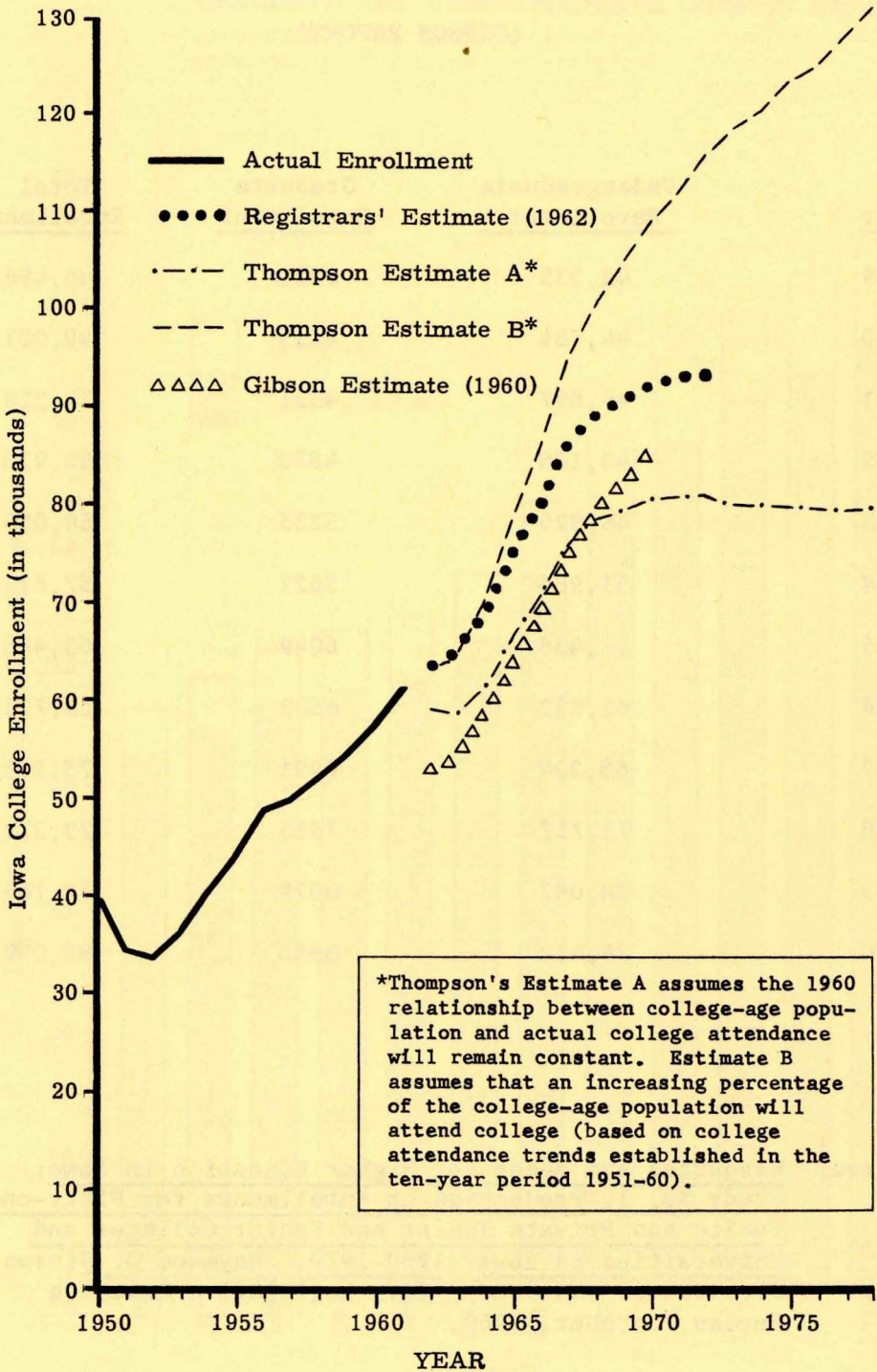


Table 2: PROJECTED IOWA COLLEGE ENROLLMENT, 1960-1970
(GIBSON REPORT)

<u>Year</u>	<u>Undergraduate Enrollment</u>	<u>Graduate Enrollment</u>	<u>Total Enrollment</u>
1959	42,535	3921	46,456
1960	44,786	4215	49,001
1961	46,697	4531	51,228
1962	48,108	4870	52,978
1963	48,820	5235	54,055
1964	51,984	5627	57,611
1965	57,436	6049	63,485
1966	62,222	6503	68,725
1967	68,224	6991	75,215
1968	71,757	7515	79,272
1969	74,087	8079	82,166
1970	76,414	8685	85,099

Source: Resources and Needs for Higher Education in Iowa; Study No. 1, Projection of Enrollments for Fifty-one Public and Private Junior and Senior Colleges and Universities in Iowa, 1960-1970. Raymond C. Gibson, Director of the Study; Iowa Legislative Research Bureau, October, 1960.

Figure 2: PROJECTED IOWA COLLEGE ENROLLMENT, 1960-1970
GRADUATE AND UNDERGRADUATE (GIBSON REPORT)

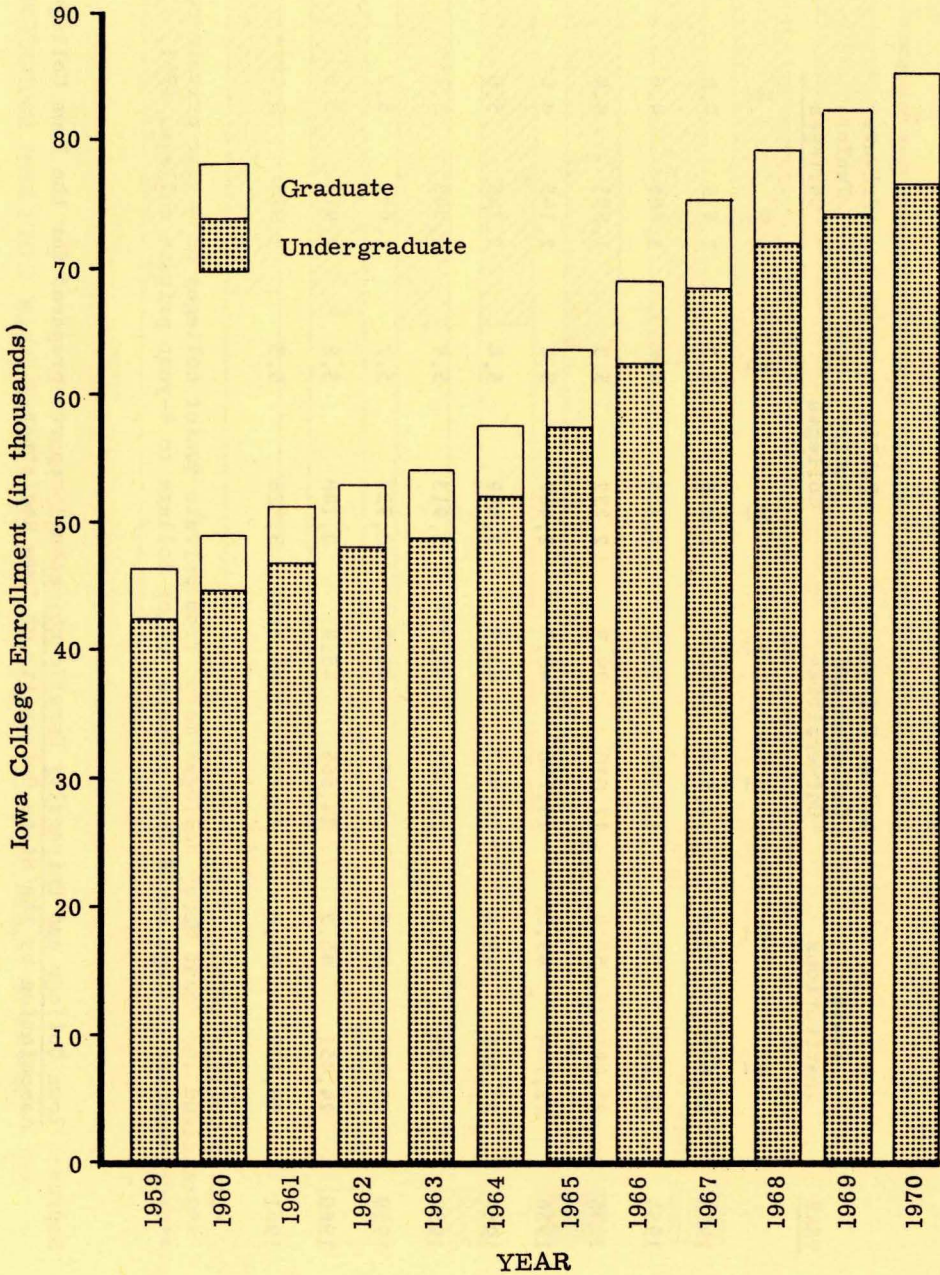


Table 3: PERCENTAGE DISTRIBUTION OF TOTAL IOWA COLLEGE ENROLLMENT BY TYPE OF INSTITUTION, 1954-61

YEAR	State Institutions		4-Year Private Colleges and Universities		Public Junior Colleges		Private Junior Colleges		TOTAL	
	N	%	N	%	N	%	N	%	N	%
1953	17,697	53.2	12,582	37.8	1,406	4.2	1,579	4.8	33,264	100.0
1954	19,160	52.6	13,892	38.1	1,735	4.7	1,666	4.6	36,453	100.0
1955	21,491	50.4	17,010	39.9	2,232	5.3	1,881	4.4	42,614	100.0
1956	22,744	49.3	18,748	40.7	2,469	5.4	2,145	4.6*	46,106	100.0
1957	23,286	49.4	18,947	40.2	2,559	5.4	2,345	5.0	47,137	100.0
1958	23,502	47.3	21,685	43.7**	2,913	5.9	1,548	3.1**	49,648	100.0
1959	23,466	45.8	23,252	45.3	2,927	5.7	1,662	3.2	51,307	100.0
1960	24,451	45.2	24,565	45.4	3,148	5.8	1,915	3.6	54,079	100.0
1961	26,175	44.6	26,720	45.5***	3,828	6.5	1,973	3.4***	58,696	100.0

*Dordt College added, 1956.

**Graceland and Mount Mercy colleges moved from private junior colleges to 4-year private colleges, 1958.

***Northwestern College moved from private junior college to 4-year private college, 1961.

Source: Iowa College and University Enrollment; annual reports prepared for the Iowa College Presidents' Association by the State University of Iowa Registrar.

Figure 3: PERCENTAGE DISTRIBUTION OF TOTAL IOWA COLLEGE ENROLLMENT BY TYPE OF INSTITUTION, 1953-1961

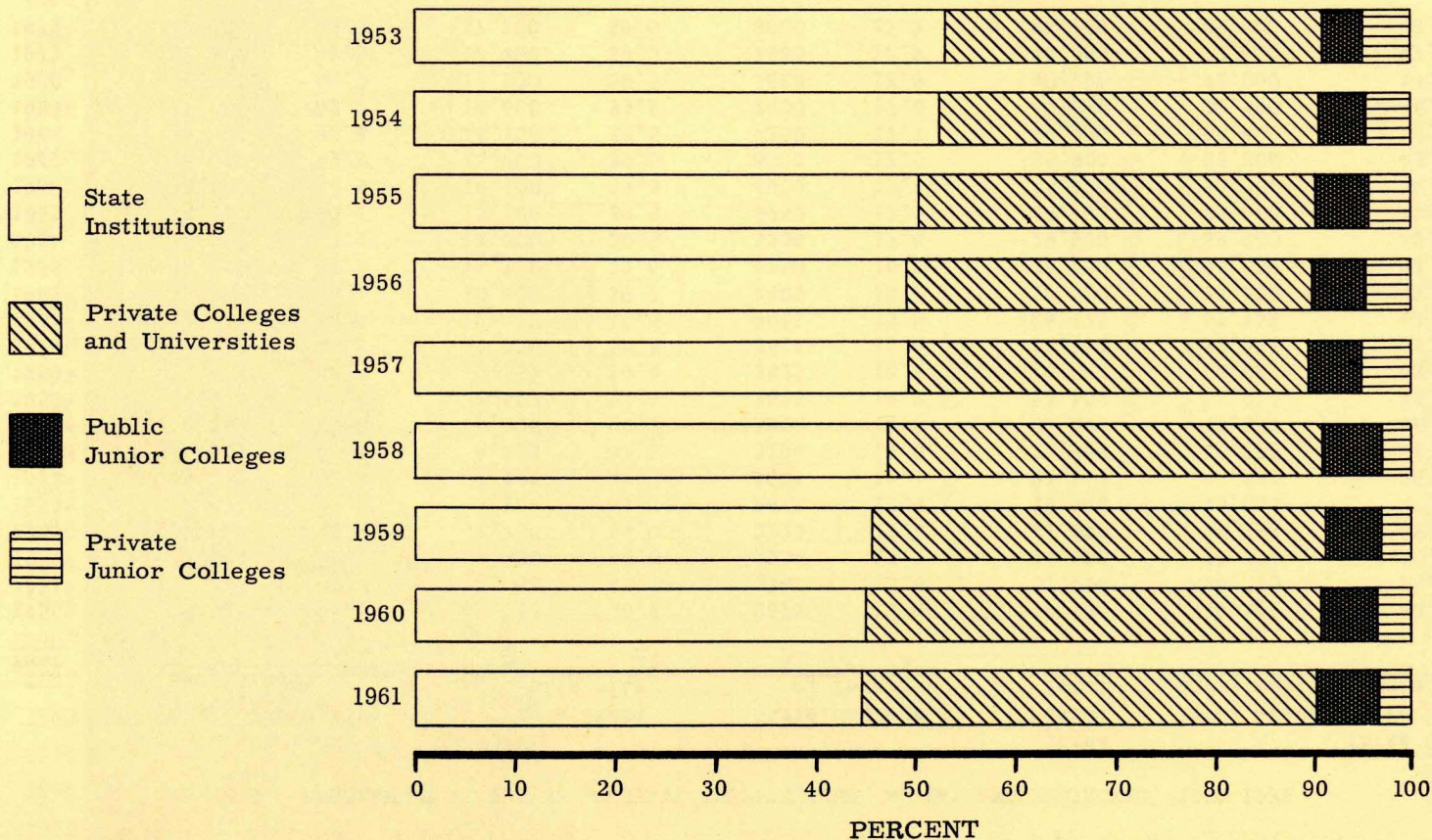


Table 3: PERCENTAGE DISTRIBUTION OF TOTAL IOWA COLLEGE ENROLLMENT BY TYPE OF INSTITUTION, 1954-61

YEAR	State Institutions		4-Year Private Colleges and Universities		Public Junior Colleges		Private Junior Colleges		TOTAL	
	N	%	N	%	N	%	N	%	N	%
1953	17,697	53.2	12,582	37.8	1,406	4.2	1,579	4.8	33,264	100.0
1954	19,160	52.6	13,892	38.1	1,735	4.7	1,666	4.6	36,453	100.0
1955	21,491	50.4	17,010	39.9	2,232	5.3	1,881	4.4	42,614	100.0
1956	22,744	49.3	18,748	40.7	2,469	5.4	2,145	4.6*	46,106	100.0
1957	23,286	49.4	18,947	40.2	2,559	5.4	2,345	5.0	47,137	100.0
1958	23,502	47.3	21,685	43.7**	2,913	5.9	1,548	3.1**	49,648	100.0
1959	23,466	45.8	23,252	45.3	2,927	5.7	1,662	3.2	51,307	100.0
1960	24,451	45.2	24,565	45.4	3,148	5.8	1,915	3.6	54,079	100.0
1961	26,175	44.6	26,720	45.5***	3,828	6.5	1,973	3.4***	58,696	100.0

*Dordt College added, 1956.

**Graceland and Mount Mercy colleges moved from private junior colleges to 4-year private colleges, 1958.

***Northwestern College moved from private junior college to 4-year private college, 1961.

Source: Iowa College and University Enrollment; annual reports prepared for the Iowa College Presidents' Association by the State University of Iowa Registrar.

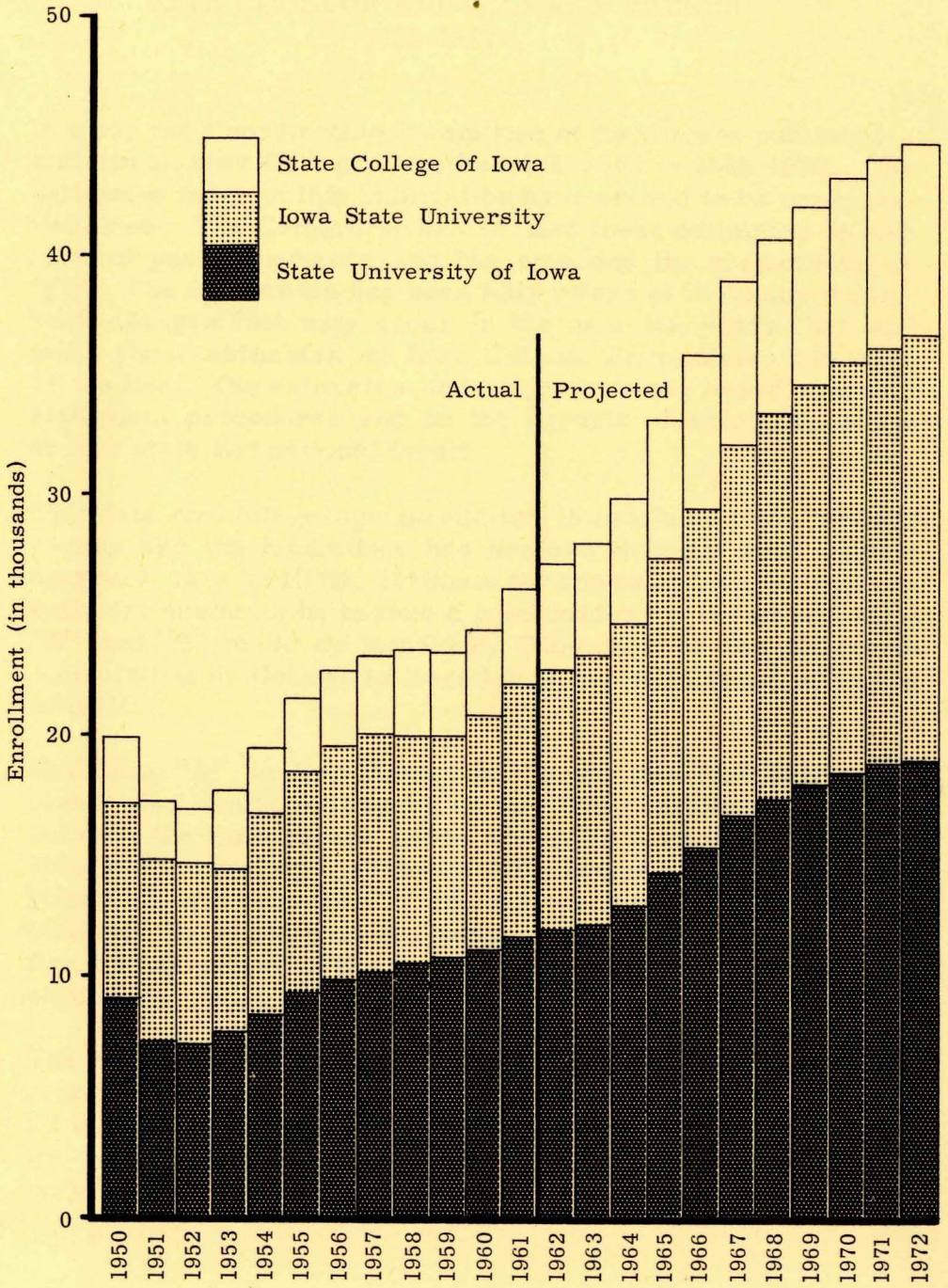
Table 4: ENROLLMENT AT THE THREE STATE INSTITUTIONS, ACTUAL AND PROJECTED, 1950-1972

Year	State University of Iowa		Iowa State University		State College of Iowa		Three School Total	Total State Enrollment	Three Schools as Percent of State Total
	<u>N</u>	<u>%**</u>	<u>N</u>	<u>%**</u>	<u>N</u>	<u>%**</u>			
1950*	9,125	45.8	8,135	40.8	2675	13.4	19,935	39,361	50.7
1951*	7,362	42.7	7,548	43.7	2346	13.6	17,256	34,335	50.3
1952*	7,213	42.7	7,433	44.0	2234	13.2	16,880	33,794	50.0
1953*	7,686	43.4	7,780	44.0	2233	12.6	17,699	36,392	48.6
1954*	8,414	43.4	8,308	42.8	2674	13.8	19,396	40,602	47.8
1955*	9,331	43.3	9,176	42.6	3045	14.1	21,552	44,362	48.6
1956*	9,901	43.5	9,673	42.5	3194	14.0	22,768	48,856	46.6
1957*	10,254	44.0	9,826	42.2	3210	13.8	23,290	49,854	46.7
1958*	10,516	44.8	9,503	40.4	3483	14.8	23,502	51,919	45.3
1959*	10,789	46.0	9,252	39.4	3425	14.6	23,466	54,063	43.4
1960*	11,113	45.5	9,726	39.8	3613	14.8	24,452	57,376	42.6
1961*	11,701	44.7	10,413	39.8	4061	15.5	26,175	61,154	42.8
1962	12,000	44.1	10,800	39.7	4400	16.2	27,200	63,200	43.0
1963	12,200	43.5	11,100	39.6	4750	16.9	28,050	65,000	43.2
1964	12,900	43.1	11,800	39.5	5200	17.4	29,900	69,000	43.3
1965	14,300	43.1	13,100	39.5	5750	17.4	33,150	75,000	44.2
1966	15,400	42.9	14,100	39.3	6400	17.8	35,900	80,000	44.9
1967	16,700	42.9	15,400	39.6	6800	17.5	38,900	85,800	45.3
1968	17,400	42.8	16,100	39.5	7200	17.7	40,700	88,600	45.9
1969	18,000	42.9	16,600	39.5	7400	17.6	42,000	90,500	46.4
1970	18,500	42.7	17,100	39.5	7680	17.8	43,280	92,000	47.0
1971	18,800	42.6	17,400	39.5	7880	17.9	44,080	92,800	47.5
1972	19,000	42.5	17,700	39.6	8000	17.9	44,700	93,000	48.1

* Actual enrollment

** Percent of three-school total

Figure 4: ENROLLMENT AT THE THREE STATE INSTITUTIONS
ACTUAL AND PROJECTED ENROLLMENT, 1950 - 1972



STATE LIBRARY OF IOWA



3 1723 02059 2168