

*E-25.1*  
*File copy no. 1*  
IOWA LEGISLATIVE RESEARCH BUREAU  
*E-25.1*  
*(2)*

STATE OF IOWA  
1954

**A Factual Survey**  
of  
**Public and Privately  
Supported Colleges  
In Iowa**

as of June 30, 1954

IOWA LEGISLATIVE BUDGET  
AND FINANCIAL CONTROL COMMITTEE

Prepared by  
**ALDEN L. DOUD**  
The public and private colleges of Iowa  
cooperating

STATE OF IOWA

1954

**A Factual Survey**  
of  
**Public and Privately  
Supported Colleges  
In Iowa**

as of June 30, 1954

IOWA LEGISLATIVE BUDGET  
AND FINANCIAL CONTROL COMMITTEE

Prepared by  
**ALDEN L. DOUD**  
The public and private colleges of Iowa  
cooperating

## TO THE MEMBERS OF THE IOWA LEGISLATIVE BUDGET AND FINANCIAL CONTROL COMMITTEE

Gentlemen:

At the invitation of your chairman, I appeared before your Committee on September 30, 1953, to discuss generally the contents of my letter of September 2, 1953, which suggested that a survey be made of facilities operated by our institutions of higher learning in Iowa. This recommendation is the same as made by Governor Beardsley in his inaugural address on January 11, 1951, and in his speech before the Governors' Conference in Seattle, Washington, in 1953.

Your secretary, in a letter of October 5, 1953, advised me that the Committee had taken the following action:

"Moved by Prentis, seconded by Kuester, that former Senator Alden L. Doud of Douds, Iowa, be employed by the Committee on a per diem basis, plus personal expenses, including stenographic hire, to make a factual survey of the privately endowed or supported college, junior colleges, and state owned schools, to present to the Committee for the purpose of deciding what position the State may adopt relative to further development and progress of education for the youth of our State."

In accordance with that directive and in consultation with a committee of the Iowa College Presidents' Association which included the president of Iowa State Teachers College, and the president of the State University of Iowa, I proceeded to request the institutions of higher learning to participate in the survey by forwarding a copy of their latest catalog, corrected to make it current with the 1953-54 school year and to indicate willingness to answer a questionnaire to assist in determining the facts desired by your Committee. Without exception every college indicated its willingness to participate by forwarding its catalog and expressing a willingness to answer the questionnaire.

After the questionnaire was prepared, on December 30, 1953, I sent two copies of the questionnaire to each of the institutions, one to be filled out and returned to me and the other for the files of the institution. Copies of this questionnaire were supplied to the members of this Committee.

The Iowa Junior College Association appointed its own committee to work out a clarification so that the answers would be uniform. I met with Dean James P. Loper of Muscatine Junior College and members of his committee in the offices of the Dean of the Burlington Junior College for the purposes of cooperating with them in relation to the questionnaire and I take this opportunity to express my deepest appreciation for their fine assistance and cooperation. I later met with a committee of the Iowa College Presidents in the

offices of President Stevens of Grinnell where suggestions for clarifying the questionnaire as it related to four year liberal arts colleges were worked out. I also take this opportunity to express my sincere thanks to President Tom E. Shearer of Parsons and President C. H. Becker of Wartburg (the past president and present president, respectively, of the Iowa College Presidents' Association) for their assistance and cooperation.

A suggested deadline for returning the questionnaires was September 1, 1954, but the great majority of the institutions filed their completed questionnaires before that time. Only one four year liberal arts college did not return its completed questionnaire—Briar Cliff College, a four year college for women, located at Sioux City, Iowa, and conducted by the Sisters of St. Francis of the Holy Family of Dubuque, Iowa. Information concerning this college is taken from the catalog which it forwarded. The only junior college which did not file a completed questionnaire was Centerville Junior College. Its Dean, during the school year 1953-54, resigned to enter other business. Until a short time prior to September 1954, it was the announced intention to close this college and it was not until the public announcement that it would reopen under a new Dean that I contacted the college for information. Understandably, the new Dean has been so busily engaged in the necessary work attendant upon reopening of the college that he is unable to complete the questionnaire at the time of this writing.

The following information is factual only and contains no recommendations on my part. I have commented briefly in the "Foreword" on the questionnaire. It is my hope that the information contained in this report will help the Committee and the General Assembly in making the important decisions which face it in the field of education at the college level. I am aware of the keen interest of the people of Iowa and their elected representatives in the General Assembly in creating the best possible opportunities for Iowa's young men and women.

Respectfully submitted,

A handwritten signature in cursive script, reading "Alden N. Bond". The signature is written in dark ink and is positioned below the typed name.

of the school district operating the junior college. Where the institution did not divide the number of Iowa residents between male and female, the letter "T" indicates that fact.

Originally, the source of scholarships and other aids given enrolled students was requested in the questionnaire but the variety of sources and specified purposes for their use made it impractical for the purposes of this survey.

Your attention is called to the number employed by the institutions as compared with those employed by "outside" employers. It is interesting to compare percentages of those employed with the total enrollment and with the tuition charges of the various institutions.

Of course, there is no formal limitation on the number of students to be enrolled in any public operated institution, at any rate, there is none affecting Iowa residents who can meet the entrance requirements. No information was sought from public operated colleges regarding any limitation on non-residents of Iowa. In this connection a table has been prepared from the latest edition of Residence and Migration of College Students by the Federal Security Agency, Office of Education (see Charts No. A to E, inclusive). Among the private operated four year colleges, you will note a few which plan to limit enrollment, some of which now closely approach the limit fixed. Your attention is called to the fact that those enrolled under G.I. Bills now are composed almost entirely of students who served during the Korean war.

Some interest was expressed in the percentage of survivals from one college class to another. Perhaps this information can indicate whether the institution is strict or not in requiring students to meet its educational standards. This is particularly true in the percentage of first year students who successfully pass their work at the end of that year. Of course, other factors are involved.

Per student cost is one of the criteria used in some circles to determine the efficiency of administration. Of course, it does not take into consideration that point where faculty cost is not increased even though enrollment does increase. The table shows the per student cost for the year 1953-54 as directly reported by the institution.

The number of students transferring (Chart No. 26) from one Iowa institution to another or from non-Iowa institutions to Iowa institutions is presented to show whether any appreciable number may transfer from one college to another for any number of reasons. The table shows the number transferring at the end of the year indicated. In this connection, it should be remembered that the transfers noted to the four year colleges may be from the two year junior colleges and comment from the junior colleges so indicates.

The physical facilities of these institutions are important for your study although there may be some disagreement as to its importance compared with the training, experience and quality of the teaching staff. In our public operated institutions only two (junior colleges) have facilities used by college students only. The reverse is true of the private operated institutions among which three use the same facilities for high school courses taught by a separate division. Each institution was asked to state whether present classroom space was adequate for its present enrollment, its full capacity enrollment, and its planned enrollment. Each institution was asked if it could accommodate additional students with its present facilities or if day and night classes were held. Public operated institutions reported they could handle between 700 and 900 additional students with present facilities, private operated institutions could handle approximately 4000 additional students, public operated junior colleges 525 additional students. If night classes were added these figures could be more than doubled. The addition of night classes presents many problems other than the mere use of classroom space and equipment. The question of additional staff members is at once presented although it is understood that existing faculties of junior colleges and high schools undertake teaching of adult education and similar courses at night in addition to teaching high school and junior college courses during the day.

Plans for increased classroom space and replacement are shown in Chart No. 31. Generally the reports show adequate plans for existing and future programs.

Library facilities are always important in surveying an educational institution. The accrediting agencies often fixed a minimum number of volumes. This minimum number in turn was evaluated by the age of the books. Some institutions did not report the number of volumes but a sufficient number reported to indicate all institutions have adequate library facilities. Libraries at one time were rated on the basis of its specially trained staff. This is indicated in Charts No. 38 and No. 39.

Each institution was asked to report on other facilities or unusual features in the liberal arts curriculum. This information is in Chart No. 46.

One of the most important questions was the request for the population trend in the area served by the reporting institution. This was preceded by a prediction taken from College Age Population Trends published by the American Association of Collegiate Registrars and Admission Officers. Except for the public operated four year institutions, very few of the others reported and most of the figures shown are taken not from the experience of the institution in the area

which it serves but from the report of some outside agency. I do not regard the information furnished by Charts No. 40 and No. 41 of much help in determining what the college population may actually be in the State of Iowa. The regular school census may give a fairly accurate trend. The State Department of Public Instruction made a study of the future public school enrollment which may be helpful in your consideration of this most important factor.

One element of any survey is the quality of college courses and teaching. Public operated junior colleges, and private operated junior colleges, are actually accredited by the State Department of Public Instruction (Sec. 280.18). The State Board of Educational Examiners (now the State Board of Public Instruction) has certain authority relative to accepting credits for teacher certification. There are numerous groups representing professional divisions such as Chemistry, Biology, Music, etc., which "accredits" certain institutions in those particular courses. The generally recognized accrediting agency affecting Iowa, however, is the North Central Association of Colleges and Secondary Schools regarding which the comment of institutions and other information follows Tables No. 42 and No. 43.

Your attention is called to institutions' policies regarding acceptance of credits from schools not accredited by N.C.A. Also your attention is directed to the comment or lack of comment on the supervision of accrediting groups.

Each institution was asked to point out any division or course of its curriculum which had received any special or particular recognition and your attention is directed to those tables.

CHART NO. 1  
FOUR YEAR LIBERAL ARTS

	Governing Board Members	Term in Years	Qualifications of Members	How Chosen
<b>Public-Operated</b>				
Iowa State College .....	9*	6	Statutory	Appointed
Iowa State Teachers .....	9*	6	Statutory	Appointed
Iowa, State University .....	9*	6	Statutory	Appointed
* State Board of Education.				
<b>Private-Operated</b>				
Briar Cliff College .....	6	Not given	3d Order of St. Francis	Not given
Buena Vista College .....	12	4	Interest Christian Education	Pres. Synod
Central College .....	60	3	Mem. Ref. Church	Various
Clarke College .....	7	6	Ed. experience	Relig. Order
Coe College .....	42	3	No Special	By Board
Cornell College .....	37	3	Interest Christian Education	By Board
Drake University .....	42	3	12 Alumni; none	By Board
Dubuque, University of .....	32	3	Various	By Board
Grinnell College .....	24	6	Board's discretion	By Board
Iowa Wesleyan College .....	34	4	Interest Christian Education	Various
Loras College .....	14	2	Board's discretion	By Board
Luther College .....	10	6	Not specified	College Corporation
Morningside College .....	27	3	½ lay, ½ clergy	By Board
Parsons College .....	40	5	Not specified	By Board
Penn (William) College .....	30	3	½ members Friends Ch.	By Board
St. Ambrose College .....	12	Indef.	Interest in College	Appointed
Simpson College .....	40	3	Interest Christian Education	By Board
Upper Iowa University .....	32	3	General	By Board
Wartburg College .....	15	6	General	By Am. Lutheran Ch.
Westmar College .....	17	3	Not specified	Various



CHART NO. 2  
JUNIOR COLLEGES

	Governing Board Members	Term in Years	Qualifications of Members	How Chosen
<b>Public-Operated</b>				
Boone .....	5	2*	Statutory	School Election
Burlington .....	7	3	Statutory	School Election
Centerville .....	5	3	Statutory	School Election
Clarinda .....	7	2*	Statutory	School Election
Clinton .....	7	3	Statutory	School Election
Creston .....	7	2*	Statutory	School Election
Eagle Grove .....	5	3	Statutory	School Election
Ellsworth .....	5	3	Statutory	School Election
Emmetsburg .....	5	3	Statutory	School Election
Estherville .....	5	3	Statutory	School Election
Ft. Dodge .....	7	3	Statutory	School Election
Keokuk .....	7	3	Statutory	School Election
Marshalltown .....	7	3	Statutory	School Election
Mason City .....	7	3	Statutory	School Election
Muscatine .....	7	3	Statutory	School Election
Webster City .....	5	3	Statutory	School Election
	98			
* Report in error (Sec. 277.24).				
<b>Private-Operated</b>				
Graceland .....	9	6	Not Specified	Church Conference
Grandview .....	10	6	Mem. Amer. Ev. Luth. Ch.; Prot.	By Corporation
Mt. Mercy .....	7	6	Mem. Sisters of Mercy	Mother General, Council
Mt. St. Clare .....	6	Not Specified	Coll. Grad.	Appointed
Northwestern .....	55	6	Mem. Reformed Ch.	Ch. Governing Body
Ottumwa Heights .....	5	6	Various	By Rel. Order
Waldorf .....	16	6	Mem. Coll. Assn.	By Coll. Assn.
	108			

## CHART NO. 3

## FOUR YEAR LIBERAL ARTS

	Administrative Head	Tenure	Required Qualifications
<b>Public-Operated</b>			
Iowa State College .....	President	Pleasure of Board	Determined by Board
Iowa State Teachers .....	President	Pleasure of Board	Determined by Board
Iowa, State University .....	President	Pleasure of Board	Determined by Board
<b>Private-Operated</b>			
Briar Cliff College .....	Did not file questionnaire		
Buena Vista College .....	President	1 yr.	Minimum, M.A. Degree
Central College .....	President	1 yr.	Mem. Reform Ch.; Acad. Training
Clarke College .....	President	Indef.	Higher Degree; Teaching Adm. Exp.
Coe College .....	President	None	Education Experience
Cornell College .....	President	Pleasure of Board	No Formal Requirements
Drake University .....	President	Indef.	No Restrictions
Dubuque, University of .....	President	Indef.	Determined by Board
Grinnell College .....	President	Pleasure of Board	Determined by Board
Iowa Wesleyan College .....	President	Indef.	Determined by Board
Loras College .....	President	Indef.	Adv. Degree; Proved Adm. Exp.
Luther College .....	President	6 yr.	Not Specified
Morningside College .....	President*	To age 70	Ordained Member Methodist Church
Parsons College .....	President	Pleasure of Board	Must be Presbyterian
Penn (William) College .....	President	Indef.	Master Degree and Experience
St. Ambrose College .....	President	Indef.	Priest; Ph.D.; Adm. Exp.
Simpson College .....	President	Not Specified	Ph.D.; Meth. Clergy; Ed. Leader, Adm.
Upper Iowa University .....	President	None	Master's Degree Minimum
Wartburg College .....	President	Indef.	Not Specified
Westmar College .....	President	None	Master's Degree Minimum

\* Appointment ratified by Church Conference.

CHART NO. 4  
JUNIOR COLLEGES

	Administrative Head	Tenure	Required Qualifications
<b>Public-Operated</b>			
Boone .....	Supt. of Schools	3 yr.	Supt. Certificate
Burlington .....	Supt. of Schools	3 yr.	State Certificate (Administrative)
Centerville .....	Did not file questionnaire		
Clarinda .....	Supt. of Schools	5 yr.	Master's Degree (Adm.)
Clinton .....	Supt. of Schools	3 yr.	M.A., Supt. Certificate
Creston .....	Dean	1 yr.	M.A.; Adv. Secondary Certf.
Eagle Grove .....	Supt. of Schools	1 yr.	M.A.; Ed. Adm.
Ellsworth .....	Dean	1 yr.	M.A., Adv. Secondary Certf.
Emmetsburg .....	Supt. of Schools	3 yr.	M.A., Supt. Certf.
Estherville .....	Supt. of Schools	As Contracted	M.A., Supt. Certf.
Ft. Dodge .....	Prin.	Indef.	M.A., Successful Experience
Keokuk .....	Supt. of Schools	3 yr.	Admr. and Leader
Marshalltown .....	Prin.	As Contracted	M.A.
Mason City .....	Dean	Continuing Contract	M.A., 5 yrs. Exp.
Muscatine .....	Dean	Subject to Board	M.A., Ed. Experience
Webster City .....	Supt. of Schools	By Contract	By State Dept.
<b>Private-Operated</b>			
Graceland .....	President	Indef.	Usual to College Heads
Grandview .....	President	Indef.	Academic Degree and Experience
Mt. Mercy .....	President	Indef.	M.A., Ed. and Exp. in Adm.
Mt. St. Clare .....	President	6 yr.	M.A.
Northwestern .....	President	Life	Member of a Protestant Church
Ottumwa Heights .....	Dean	Indef.	M.A., Needed Qualities
Waldorf .....	President	Indef.	Mem. Ev. Lutheran Church

CHART NO. 5  
**FOUR YEAR LIBERAL ARTS  
 FACULTY**

COLLEGES OF IOWA

<b>Public-Operated</b>	<b>Prof.</b>	<b>Assoc.</b>	<b>Asst.</b>	<b>Instr.</b>	<b>Grad. Assist.</b>	<b>Fellow</b>	<b>Misc.</b>
Iowa State College* .....	88 (8)	134 (1)	82 (1)	174 (0)	0 (159)	0 (29)	
Iowa State Teachers .....	30 (9)	29 (0)	63 (0)	34 (3)	0 (10)		
Iowa, University of .....	59 (14)	66 (19)	69 (11)	64 (1)			248
<b>Totals</b> .....	<b>177 (31)</b>	<b>229 (20)</b>	<b>214 (12)</b>	<b>272 (4)</b>	<b>0 (169)</b>	<b>0 (29)</b>	<b>248</b>
<b>Private-Operated</b>							
Briar Cliff College† .....	6 (0)	8 (0)	8 (0)	7 (1)			
Buena Vista College .....	16 (1)	7 (1)	6 (0)	7 (0)			
Central College .....	6 (2)	1 (2)	26 (6)	6 (6)			
Clarke College .....	21	7	20	10 (9)			
Coe College .....	20 (1)	13 (0)	13 (0)	11 (0)			0 (3)
Drake University .....	54 (1)	38 (0)	52 (0)	13 (0)			5 (11)
Dubuque, University of .....	10 (1)	7 (0)	4 (0)	4 (6)			1 (0)
Grinnell College .....	22 (1)	16 (4)	21 (1)	12 (1)			0 (2)
Iowa Wesleyan College .....	16 (0)	4 (0)	4 (0)	3 (2)			
Loras College .....	16 (0)	6 (0)	12 (0)	17 (3)			
Luther College .....	16 (0)	6 (0)	17 (0)	10 (11)			
Morningside College .....	15 (1)	12 (0)	9 (0)	7 (3)			
Parsons College .....	8 (0)	7 (1)	5 (0)	4 (6)			
Penn (William) College .....	8 (0)	0 (0)	3 (0)	2 (2)			
St. Ambrose College .....	8 (0)	12 (0)	24 (0)	12 (0)			2 (3)
Simpson College .....	8 (0)	4 (0)	10 (0)	11 (3)			
Upper Iowa University .....	8 (0)	7 (0)	5 (0)	0 (0)			
Wartburg College .....	10 (1)	7 (0)	19 (2)	9 (2)			0 (3)
Westmar College .....	9 (0)	9 (0)	5 (0)	6 (0)			3 (0)
<b>Totals</b> .....	<b>277 (9)</b>	<b>171 (8)</b>	<b>263 (9)</b>	<b>151 (55)</b>			<b>11 (22)</b>

\* Division of Science only.  
 ( ) Represents Part-Time.  
 † Did not file questionnaire.

CHART NO. 6  
**JUNIOR COLLEGES**  
**FACULTY**

<b>Public-Operated</b>	<b>Prof.</b>	<b>Assoc.</b>	<b>Asst.</b>	<b>Instr.</b>	<b>Grad. Assist.</b>	<b>Fellow</b>	<b>Misc.</b>
Boone .....	None	1 (7)	None	0 (5)			0 (8)
Burlington .....	None	None	None	0 (31)			2* (0)
Centerville† .....							
Clarinda .....	None	None	None	7 (4)			
Clinton .....	None	0 (19)	None	0 (3)			0 (3)
Creston .....	None	None	None	2 (18)			
Eagle Grove .....	None	0 (10)	None	0 (6)			0 (5)
Ellsworth .....	None	None	None	6 (7)			
Emmetsburg .....	None	0 (7)	None	0 (6)			
Estherville .....	None	None	None	3 (9)			
Ft. Dodge .....	None	0 (15)	None	0 (4)			0 (10)
Keokuk .....	None	0 (1)	None	0 (14)			0 (5)
Marshalltown .....	None	None	None	0 (14)			
Mason City .....	None	9 (9)	None	0 (1)			
Muscatine .....	None	7 (4)	None	0 (2)			
Webster City .....	None	1 (6)	None	0 (10)			
<b>Totals</b> .....		18 (78)		18 (134)			2 (31)
<b>Private-Operated</b>							
Graceland[] .....							29 (7)
Grandview .....	4 (0)	5 (0)	None	4 (4)			
Mt. Mercy[] .....							34 (0)
Mt. St. Clare .....	None	12 (6)	None	1 (5)			
Northwestern .....	None	None	None	13 (3)			4* (0)
Ottumwa Heights .....	None	None	None	19 (0)			
Waldorf[] .....							22 (1)
<b>Totals</b> .....	4 (0)	17 (6)		37 (12)			89 (8)

\* Principal, Dean, or Registrar.  
 ( ) Part-time.  
 † Did not file questionnaire.  
 [] Has no system of ranking.

CHART NO. 7

FOUR YEAR LIBERAL ARTS

Public-Operated	Prof.			Assoc.			Asst.			Instr.			Grad.Asst.			Misc.		
	B.	M.	D.	B.	M.	D.	B.	M.	D.	B.	M.	D.	B.	M.	D.	B.	M.	D.
Iowa State College*	6	7	83	9	18	56	28	46	61	68	66	16	114	44	1	20	0	0
Iowa State Teachers	0	3x	27	1	6x	23	2	29x	32	0	31x	4	10	0	0	2	5x	4
Iowa, State University	2	7	65	2	11	51	5	25	47	34	69	19	102	137	0	0	2	4
Totals	8	17	175	12	35	130	35	100	140	102	166	39	226	181	1	22	7	8
<b>Private-Operated</b>																		
Briar Cliff College†																		
Buena Vista College		4x	2		4x	4		8x				7x						
Central College	1	7x	8		7x	1		6x				5x	2					
Clarke College			8		3x			31x	1		7	5						
Coe College		9	12	1	3	3	3	7	10	3	7							
Cornell College	1	7	13	2	6	5		10	3	5	4	2			1	2		
Drake University	4	13	37		12	26	2	33	17	1	11	1						
Dubuque, University of		6x	4		4x	3		2x	2	3	7x							
Grinnell College	1	3x	19		10x	10	3	11	8	3	3	2			2			
Iowa Wesleyan College		10x	6		4x			4x		5	1x							
Loras College			16	1	3	2		7	4	7	11							
Luther College		10x	6		8x	2	3	13x	1	9	10x	2						
Morningside College		7x	8		9x	3		6x	3	4	3x							
Parsons College		2x	6		6x	2		5x		5	5							
Penn (William) College		4	3					3		4	1							
St. Ambrose College		1x	7	1	5x	6	4	15x	5	8	4x				1	4		
Simpson College		3	5	1	1	2		8	2	5	9							
Upper Iowa University		3x	5		5x	1		5x										
Wartburg College			9		4x	3		19x	2	2	10x						1	
Westmar College		5	4		2	7		1	4	1	4							
Totals	7	94	178	6	96	80	15	194	62	72	107	9			4	7		

\* Division of Science only.

B.—B.A. Degree.

M.—M.A. Degree.

D.—Doctor Degree.

x Includes additional graduate work.

† Did not file questionnaire.

CHART NO. 8

JUNIOR COLLEGES

Public-Operated	Prof.			Assoe.			Asst.			Instr.			Grad.Asst.			Misc.		
	B.	M.	D.	B.	M.	D.	B.	M.	D.	B.	M.	D.	B.	M.	D.	B.	M.	D.
Boone .....				8							5			6	2			
Burlington .....										5	25	1			1			
Centerville† .....																		
Clarinda .....										3	8	0						
Clinton .....				3	16						3			2	1			
Creston .....											20							
Eagle Grove .....				2	8					1	5			4				
Ellsworth .....										10	2							
Emmetsburg .....										1	12							
Estherville .....										2	10							
Ft. Dodge .....					15						4			4	6			
Keokuk .....					1						14 <sup>x</sup>			5				
Marshalltown .....										2	12							
Mason City .....					18						1							
Muscatine .....				2	9					2								
Webster City .....					7					6	4							
Totals .....				7	82					32	125	1		21	10	1		
<b>Private-Operated</b>																		
Graceland .....														6	23	7		
Grandview .....		3	1	1	4					4	2			6	27	1		
Mt. Mercy .....																		
Mt. St. Clare .....					18						6							
Northwestern .....										3	13							1
Ottumwa Heights .....										6	13							
Waldorf .....														3	19	1		
Totals .....		3	1	1	22					13	34			15	69	10		

B.—B.A. Degree

M.—M.A. Degree.

D.—Doctor Degree.

x Includes additional graduate work.

† Did not file questionnaire.

CHART NO. 9  
FOUR YEAR LIBERAL ARTS

TENURE

	Prof.			Assoc.			Asst.			Instr.			Misc.		
	-5	5-10	10+	-5	5-10	10+	-5	5-10	10+	-5	5-10	10+	-5	5-10	10+
<b>Public-Operated</b>															
Iowa State College*	7	17	72	16	33	34	60	42	33	134	34	6	188§		
Iowa State Teachers	0	6	24	2	16	11	13	40	10	19	15	0	11‡	0	11
Iowa, State University	Did not furnish this tenure information.														
<b>Private-Operated</b>															
Briar Cliff College†															
Buena Vista College	2	3	1	3	3	2	4	4	0	0	0	1			
Central College	2	7	8	3	3	2	4	2	0	7	0	0			
Clarke College	2	1	5	2	1	0	12	8	12	11	1	0			
Coe College	5	3	12	3	2	3	17	2	1	10					
Cornell College	1	8	12	5	5	3	8	5	0	10	1	0	2	1	0
Drake University	2	25	26	7	25	4	8	25	5	3	3	0			
Dubuque, University of	2	4	5	4	1	2	4	0	0	9	0	1			
Grinnell College	1	9	13	4	9	7	9	9	4	12	1	0	2		
Iowa Wesleyan College	5	7	4	1	3	0	4	0	0	3	2	0			
Loras College	0	0	16	0	0	6	0	8	4	11	9	0			
Luther College	1	3	12	2	3	1	11	5	1	19	1	1			
Morningside College	2	4	9	4	6	2	5	3	1	2	2	0			
Parsons College	1	3	4	2	3	3	1	3	1	6	4	0			
Penn (William) College	2	3	2				3	0	0	5	0	0			
St. Ambrose College	0	1	7	0	5	7	7	10	7	12	0	0	3	2	0
Simpson College	2	2	3	1			3	0	1						
Upper Iowa University	4	3	2	2	2	2	5	0	0						
Wartburg College	1	2	8	4	7	0	11	7	3	9	2	0	3	0	0
Westmar College	1	0	8	3	5	1	5	0	0	5	0	0	1	0	0

\* Division of Science only.

§ Graduate Assistants 159, Fellows 44.

‡ Graduate Assistants 10, Part-Time 12.

-5 means less than 5 years tenure.

5-10 means five to ten years tenure.

10+ means more than 10 years tenure.

† Did not file questionnaire.



CHART NO. 10  
JUNIOR COLLEGES

	TENURE														
	Prof.			Assoc.			Asst.			Instr.			Misc.		
Public-Operated	-5	5-10	10+	-5	5-10	10+	-5	5-10	10+	-5	5-10	10+	-5	5-10	10+
Boone .....				1	2	5				11	0	2			
Burlington .....										13	8	12			
Centerville† .....															
Clarinda .....										6	4	1			
Clinton .....				3	7	9				3	0	0	1	1	1
Creston .....										20	0	0			
Eagle Grove .....				2	0	8				4	1	1	2	3	0
Ellsworth .....	Not Reported														
Emmetsburg .....										9	2	2			
Estherville .....										5	4	3			
Ft. Dodge .....				2	3	10				4	0	0	3	4	3
Keokuk .....				1	0	0				3	5	6	2	1	2
Marshalltown .....										4	4	6			
Mason City .....	Not Reported														
Muscatine .....				0	6	5				2	0	0			
Webster City .....				0	7	0				10	0	0			
<b>Private-Operated</b>															
Graceland .....													9	13	14
Grandview .....	1	1	2	2	3	0				3	5	0			
Mt. Mercy .....													5	5	24
Mt. St. Clare .....				0	0	18				1	5	0			
Northwestern .....										9	2	3	3		
Ottumwa Heights .....										3	3	13			
Waldorf .....													10	6	7

† Did not file questionnaire.  
-5 means less than 5 years tenure.  
5-10 means 5 to 10 years tenure.  
10+ means over 10 years tenure.

Chart No. 11  
 FOUR YEAR LIBERAL ARTS  
 SALARY SCALE — 1953-54

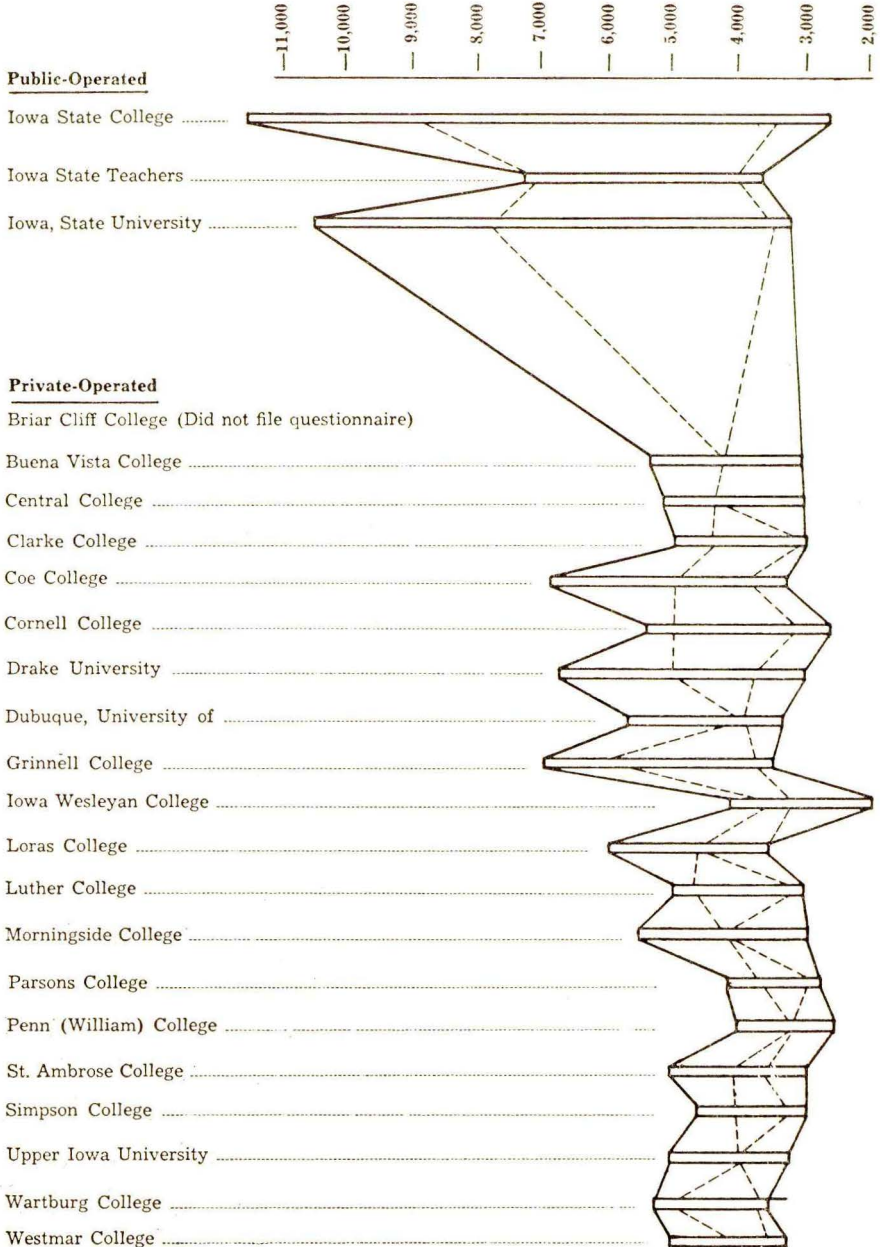


Chart No. 12  
**FOUR YEAR LIBERAL ARTS**  
 SALARY SCALE — 1954-55

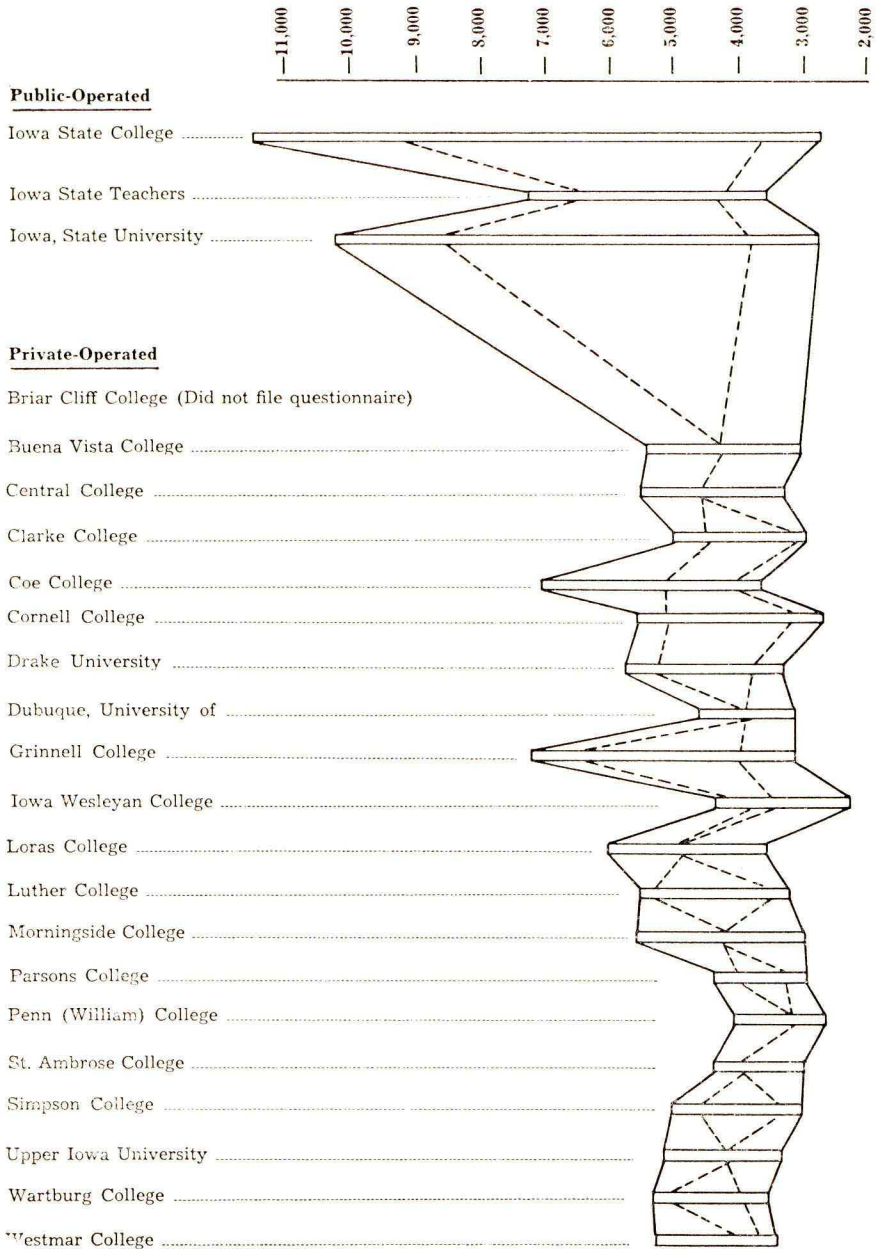
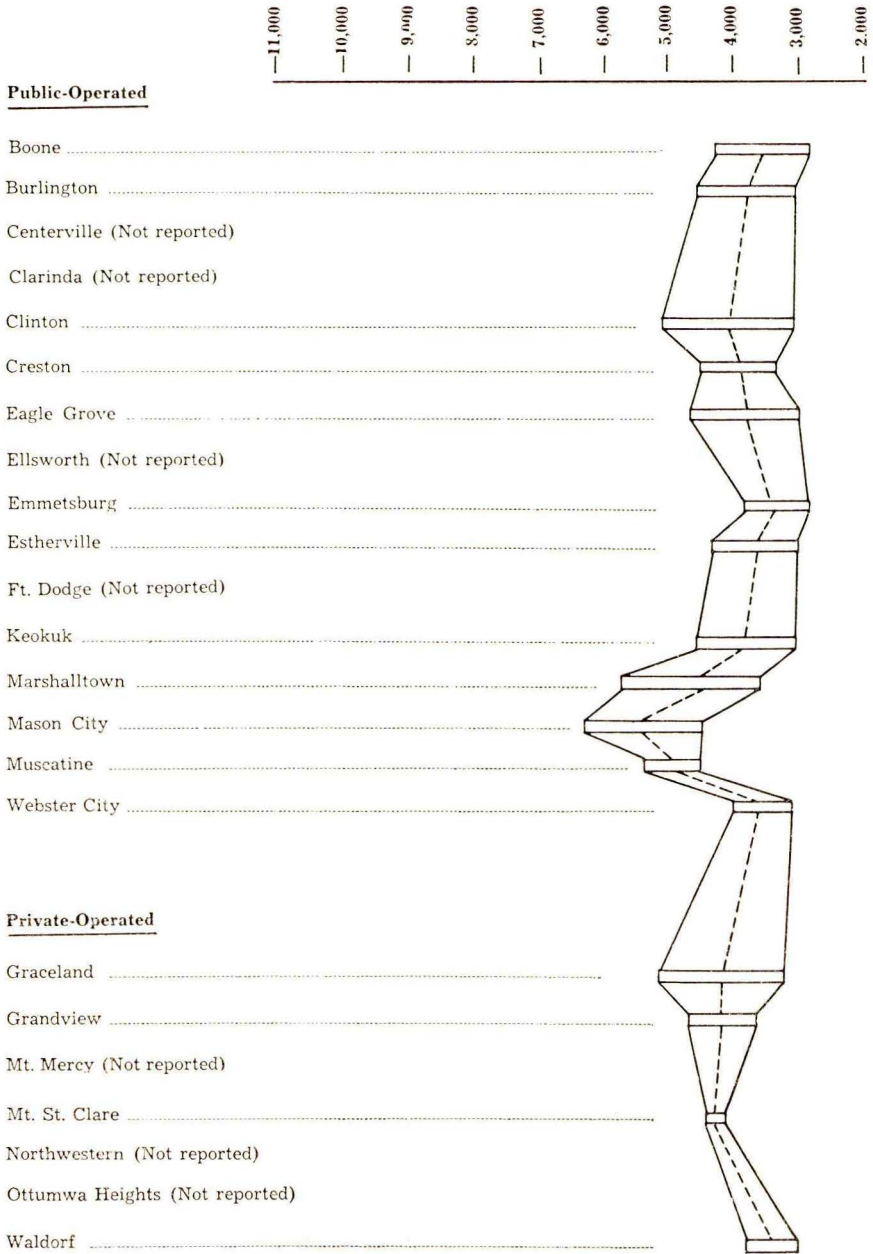


Chart No. 13  
JUNIOR COLLEGES  
SALARY SCALE — 1953-54



**EXPLANATION OF CHARTS NOS. 11, 12 AND 13**

The public operated junior colleges, except those noted in the chart, submitted a salary schedule. Some of them provided for an automatic increase based on different factors such as, cost of living index, added experience in the system, and completion of work for degrees. A few of these colleges failed to attach their schedule although it was intended.

Among the private operated junior colleges are those conducted by religious orders and the faculty members usually contribute their services and for that reason no report was made or an incomplete one which applied only to faculty members not associated with the particular religious order.

No attempt has been made to divide the salaries paid to faculty members who give full time to junior college teaching and those giving only part time.

The dotted line represents the average between the maximum and minimum figure on the salary scale.

There were no salary schedules submitted by the junior colleges for the school year 1954-55 as was done by the four year colleges.

In the case of the four year colleges, the dotted lines indicate the maximum and minimum median or medium, if reported.

CHART NO. 14  
**FOUR YEAR LIBERAL ARTS  
 STUDENTS**

	Full-Time		Part-Time		Teacher Training
	Male	Female	Male	Female	
<b>Public-Operated</b>					
x Iowa State College* .....	972 (606)	204 (127)	40 (25)	8 (5)	
x Iowa State Teachers .....	693 (670)	1332 (1255)	20 (9)	70 (67)	704
x Iowa, State University .....	2114 (1705)	1316 (987)	193 (174)	109 (101)	
Totals .....	3779 (2981)	2852 (2369)	253 (203)	187 (173)	704
<b>Private-Operated</b>					
Briar Cliff College† .....					
x Buena Vista College .....	189 (185)	192 (190)	12 (12)	37 (17)	112
x Central College .....	159 (88)	157 (90)	4 (3)	8 (1)	45
F Clarke College .....		383 (251)		79 (79)	17
x Coe College .....	449 (303)	312 (212)	12 (12)	16 (16)	
x Cornell College .....	308 (144)	320 (147)	1 (1)	11 (10)	
x Drake University .....	1412 (1001)	623 (450)	729 (596)	2342 (2402)	
x Dubuque, University of .....	250 (128)	118 (70)	9 (7)	40 (28)	29 (a)
x Grinnell College‡ .....	476	355	1	0	
x Iowa Wesleyan College .....	179 (142)	111 (84)	10 (9)	67 (69)	32
M Loras College .....	734 (431)		17 (0)		
x Luther College .....	485 (315T)	340	1 (9T)	9	
x Morningside College .....	413 (345)	241 (202)	30 (69)	106 (101)	40
x Parsons College .....	151 (139)	60 (49)	2 (2)	4 (3)	32
x Penn (William) College .....	55 (48)	27 (22)	11 (11)	56 (56)	8
x St. Ambrose College .....	555 (250)	175 (50)	48 (33)	216 (115)	
x Simpson College .....	218 (209)	165 (156)	0 (0)	3 (3)	
x Upper Iowa University .....	164 (175)	69 (69)	3 (3)	106 (106)	45
x Wartburg College .....	393 (167)	233 (97)	7 (7)	9 (9)	62
x Westmar College .....	150 (172T)	145	4	24 (39T)	67
Totals .....	6740 (4242)	4026 (2139)	901 (774)	3133 (3054)	489

\* Division of Science only.

(a) Not included in other enrollment.

x Co-educational.

F Female only.

M Male only.

T Total.

( ) Iowa Residents.

† Did not file questionnaire.

‡ Did not report on resident students.

CHART NO. 15  
**JUNIOR COLLEGES**  
**STUDENTS**

	Full-Time		Part-Time		Teacher Training
	Male	Female	Male	Female	
<b>Public-Operated</b>					
x Boone .....	34 (34)	19 (19)	4 (4)	2 (2)	
x Burlington .....	123 (120) (17NR)	55 (54) (5NR)	2 (2)	1 (1)	
Centerville† .....					
x Clarinda .....	41 (40) (29NR)	62 (60) (51NR)	2	0	
x Clinton .....	50 (47) (6NR)	4 (4) (1NR)	1 (25) (1NR)	2 (7) (2NR)	
x Creston .....	28 (26) (6NR)	27 (27) (12NR)	1 (1)	3 (3)	
x Eagle Grove .....	32 (32)	15 (15)	1 (1)	16 (16)	
x Ellsworth .....	54 (53) (33NR)	43 (42) (33NR)	6	6	36
x Emmetsburg .....	20 (20) (5NR)	6 (6) (2NR)	13 (13) (5NR)	6 (6) (1NR)	
x Estherville .....	53 (53) (15NR)	30 (29) (14NR)	3 (3) (3NR)	1 (1) (0NR)	21
x Ft. Dodge .....	46	24	12	10	
x Keokuk .....	34 (23) (4NR)	10 (8) (2NR)	3 (3)	1 (1)	
x Marshalltown .....	53 (53) (19NR)	51 (51) (27NR)			
x Mason City .....	106 (106)	59 (59)	2 (2)	1 (1)	
x Muscatine .....	60 (58) (2NR)	36 (35) (1NR)	4 (4)	63 (56) (7NR)	
x Webster City .....	19 (19) (9NR)	31 (31) (13NR)	1 (1)	10 (10) (3NR)	20
<b>Totals</b> .....	<b>753 (684) (145NR)</b>	<b>472 (440) (161NR)</b>	<b>55 (59) (9NR)</b>	<b>122 (104) (13NR)</b>	<b>77</b>
<b>Private-Operated</b>					
x Graceland .....	305 (114)	297			
x Grandview .....	116 (170T)	58	0	50	25
F Mt. Mercy .....		180 (206)		26	51
F Mt. St. Clare .....		100 (82)		24 (23)	
x North western .....	74 (62)	75 (63)	11 (11)	49 (49)	60
F Ottumwa Heights .....		90 (70)		22 (22)	
x Waldorf .....	90 (55)	113 (94)	0	4 (4)	
<b>Totals</b> .....	<b>585 (401)</b>	<b>913 (515)</b>	<b>11 (11)</b>	<b>175 (98)</b>	<b>136</b>

x Co-educational.  
F Female only.  
NR Non-Resident of School District.

T Total.  
( ) Iowa Residents.  
† Did not file questionnaire.

CHART NO. 16  
**FOUR YEAR LIBERAL ARTS  
 SCHOLARSHIPS AND OTHER AIDS**

COLLEGES OF IOWA

	Scholarships				Other Aids**			
	Full-Time		Part-Time		Full-Time		Part-Time	
	M	F	M	F	M	F	M	F
<b>Public-Operated</b>								
Iowa State College* .....	113	11	0	0	38	11	2	0
Iowa State Teachers .....	3	27	0	0	144	506	0	0
Iowa, State University .....	228	130	0	0	None Reported		None Reported	
Totals .....	344	168	0	0	182	517	2	0
<b>Private-Operated</b>								
Briar Cliff College† .....								
Buena Vista College .....	35	7	0	0	0	0	0	0
Central College .....	13	18	0	0	38	37	0	0
Clarke College .....	0	71	0	0	0	38		
Coe College .....	182	125	0	0	72	49	0	0
Cornell College .....	46	83	0	0	116	67	0	0
Drake University .....	102	152	0	0	143	126	0	0
Dubuque, University of .....	27	42	0	0	117	38	2	1
Grinnell College .....	119	109	0	0	0	0	0	0
Iowa Wesleyan College .....	35	37	0	0	49	8	0	1
Loras College .....	67	0	0	0	50	0	0	0
Luther College .....	66	52	0	0	70	66	0	0
Morningside College .....	79	66	1	2	58	14	0	0
Parsons College .....	33	33	0	0	28	9	0	0
Penn (William) College .....	30	15	0	2	0	0	0	0
St. Ambrose College .....	47	0	0	0	0	0	0	0
Simpson College .....	43	60	0	0	93	33	0	0
Upper Iowa University .....	48	36	0	0	59	18	0	0
Wartburg College .....	53	57	0	0	77	7	0	0
Westmar College .....	10	34	0	0	115	52	0	0
Totals .....	1035	997	1	2	1085	562	2	2

\* Division of Science only.

\*\* Includes loans, awards and prizes, fee exemption, tuition discounts, grants-in-aid, etc.

† Did not file questionnaire.



CHART NO. 17  
**JUNIOR COLLEGES**  
**SCHOLARSHIPS AND OTHER AIDS**

	Scholarships				Other Aids**			
	Full-Time		Part-Time		Full-Time		Part-Time	
	M	F	M	F	M	F	M	F
<b>Public-Operated</b>								
Boone .....	3	4	0	0	0	0	0	0
Burlington .....	14	15	0	0	0	0	0	0
Centerville† .....								
Clarinda .....	3	4	0	0	1	1	0	0
Clinton .....	0	0	0	0	0	0	0	0
Creston .....	1	4	0	0	0	0	0	0
Eagle Grove .....	1	2	0	0	0	0	0	0
Ellsworth .....	14	12	0	0	0	0	0	0
Emmetsburg .....	3	2	3	0	0	0	0	0
Estherville .....	1	2	0	0	0	0	0	0
Ft. Dodge .....	18	10	0	0	0	0	0	0
Keokuk .....	0	0	0	0	0	0	0	0
Marshalltown .....	7	8	0	0	0	0	0	0
Mason City .....	5	7	0	0	0	0	0	0
Muscatine .....	0	0	0	0	0	0	0	0
Webster City .....	2	2	0	0	0	0	0	0
<b>Totals</b> .....	72	72	3	0	1	1	0	0
<b>Private-Operated</b>								
Graceland .....	0	0	0	0	14	26	0	0
Grandview .....	4	0	0	12	29	33	0	0
Mt. Mercy .....	0	18	0	0	0	30	0	0
Mt. St. Clare .....	0	12	0	0	0	10	0	0
Northwestern .....	3	14	0	0	1	4	0	0
Ottumwa Heights .....	0	9	0	0	0	0	0	0
Waldorf .....	9	25	0	0	2	4	0	0
<b>Totals</b> .....	16	78	0	12	46	107	0	0

\*\* Includes loans, awards and prizes, fee exemptions, tuition discounts, grants-in-aid, etc.

† Did not file questionnaire.

CHART NO. 18  
**FOUR YEAR LIBERAL ARTS**  
**NUMBER OF EMPLOYED STUDENTS**

	By Reporting Institution				Outside Employers			
	Full-Time		Part-Time		Full-Time		Part-Time	
	M	F	M	F	M	F	M	F
<b>Public-Operated</b>								
Iowa State College .....	385	68	20	4	Not Known		Not Known	
Iowa State Teachers .....	161	294	0	0	252	108	5	8
Iowa, State University .....	372	117	Not Reported		260	55	Not Reported	
Totals .....	918	479	20	4	512	163	5	8
<b>Private-Operated</b>								
Briar Cliff College† .....								
Buena Vista College .....	0	7	0	0	135	100	Unknown	
Central College .....	39	47	0	0	25	0		
Clarke College .....	0	64	0	0	Not Reported			
Coe College .....	72	49	0	0	105	70	Unknown	
Cornell College .....	155	134	0	0	Not Reported			
Drake University .....	155	92	0	0	720	130	729	2000
Dubuque, University of .....	114	92	0	0	7	4	9	12
Grinnell College .....	183	75	0	0	Not Reported			
Iowa Wesleyan College .....	31	28	0	0	70	19	0	0
Loras College .....	222	0	0	0	73	0	0	0
Luther College .....	175	153	0	0	31	6	0	0
Morningside College .....	46	45	0	0	113	47	0	0
Parsons College .....	17	12	0	1	103	28	12	6
Penn (William) College .....	14	12	7	14	28	6	8	45
St. Ambrose College .....	58	0	0	0	213	0	43	0
Simpson College .....	40	57	0	0	18	6	0	0
Upper Iowa University .....	13	22	0	0		Not Reported		
Wartburg College .....	70	83	0	1	111	46	7	9
Westmar College .....	33	60	0	0		Not Reported		
Totals .....	1437	1032	7	16	1752	462	820	2075

\* Division of Science only.  
† Did not file questionnaire.

CHART NO. 19  
**JUNIOR COLLEGES**  
**NUMBER OF EMPLOYED STUDENTS**

	By Reporting Institution				Outside Employers			
	Full-Time		Part-Time		Full-Time		Part-Time	
	M	F	M	F	M	F	M	F
<b>Public-Operated</b>								
Boone .....	1	1	0	0	23	9	4	1
Burlington .....	1	0	0	0	41	13	2	1
Centerville† .....								
Clarinda .....	1	1	0	0	30	40	0	0
Clinton .....	0	0	0	0	25	3	8	2
Creston .....	5	4	0	0	24	18	1	3
Eagle Grove .....	1	2	0	0	10	10	2	30
Ellsworth .....	0	0	0	0	Not Reported		9	3
Emmetsburg .....	4	2	3	2	10	3	10	3
Estherville .....	3	1	0	0	4	6	3	1
Ft. Dodge .....	2	1	0	0	Not Available			
Keokuk .....	0	1	Not Given		22	6	3	0
Marshalltown .....	0	0	0	0	16	8	0	0
Mason City .....	1	0	0	0	0	0	0	244
Muscatine .....	8	1	0	0	0	0	0	0
Webster City .....	0	3	0	0	11	11	0	9
<b>Totals</b> .....	27	17	3	2	216	127	42	297
<b>Private-Operated</b>								
Graceland .....	140	160	0	0	0	0	0	0
Grandview .....	22	16	0	0	0	0	21	14
Mt. Mercy .....	0	0	0	0	0	0	0	1
Mt. St. Clare .....	0	13	0	0	0	0	0	0
Northwestern .....	5	9	0	0	3	0	0	0
Ottumwa Heights .....	0	10	0	0	0	5	0	0
Waldorf .....	12	46	0	0	1	2	0	0
<b>Totals</b> .....	179	254	0	0	4	7	21	15

† Did not file questionnaire.

CHART NO. 20  
**FOUR YEAR LIBERAL ARTS  
 ENROLLMENT**

COLLEGES OF IOWA

	Limit on Enrollment		Enrolled Under GI Bills				
	M	F	Full-Time		Part-Time		
<b>Public-Operated</b>			M	F	M	F	
Iowa State College* .....		NONE	102	0	4	0	
Iowa State Teachers .....		NONE	110	1	1	0	
Iowa, State University .....		NONE	361	5	0	0	
			Totals	573	6	5	0
<b>Private-Operated</b>							
Briar Cliff College† .....							
Buena Vista College .....	250	250	55	1	0	0	
Central College .....	300	200	NOT REPORTED				
Clarke College .....		NONE X					
Coe College .....	550	450	46	1	2	0	
Cornell College .....	325	325	7	0	0	0	
Drake University .....		NONE	388	3	145	9	
Dubuque, University of .....		NONE	29	0	1	0	
Grinnell College .....	600	600	22	0	0	0	
Iowa Wesleyan College .....		NONE	32	0	1	0	
Loras College .....		NONE	45	0	3	0	
Luther College .....		NONE	58	0	1	0	
Morningside College .....		NONE	98	0	4	2	
Parsons College .....	300	200	31	1	0	0	
Penn (William) College .....	200	200	4	0	2	0	
St. Ambrose College .....		NONE	60	0	3	0	
Simpson College .....	400	400	37	0	0	0	
Upper Iowa University .....		NONE	43	1	0	0	
Wartburg College .....	450	250	17	0	0	0	
Westmar College .....	300	300	19	0	0	0	
			Totals	991	7	162	11

\* Division of Science only.

X Maximum Enrollment of campus resident students 350.

† Did not file questionnaire.

CHART NO. 21  
**JUNIOR COLLEGES**  
**ENROLLMENT**

	Limit on Enrollment		Enrolled Under GI Bills							
			Full-Time		Part-Time					
			M	F	M	F				
<b>Public-Operated</b>										
Boone .....		NONE	4	0	3	0				
Burlington .....		NONE	11	0	0	0				
Centerville† .....										
Clarinda .....		NONE	4	0	0	0				
Clinton .....		NONE	8	0	0	0				
Creston .....		NONE	3	0	0	0				
Eagle Grove .....		NONE	5	0	0	0				
Ellsworth .....		NONE	13	0	0	0				
Emmetsburg .....		NONE	3	0	0	0				
Estherville .....		NONE	6	0	1	0				
Ft. Dodge .....		NONE	1	0	5	0				
Keokuk .....		NONE	7	0	0	0				
Marshalltown .....	100		8	0	0	0				
Mason City .....		NONE	34	1	1	0				
Muscatine .....		NONE	8	0	0	0				
Webster City .....	120		0	0	0	0				
		Total	0	0	0	0				
			Totals				115	1	10	0
<b>Private-Operated</b>										
Graceland .....	300		36	0	0	0				
Grandview .....		NONE	0	0	30	0				
Mt. Mercy .....		NONE	0	0	0	0				
Mt. St. Clare .....		NONE	0	0	0	0				
Northwestern .....		NONE	1	0	0	0				
Ottumwa Heights .....		NONE	0	0	0	0				
Waldorf .....		NONE	8	0	0	0				
			Totals				45	0	30	0

† Did not file questionnaire.

### RESIDENCE OF COLLEGE STUDENTS IN IOWA AND MIGRATION OF IOWA STUDENTS

Taken from Residence and Migration of College Students by the U. S. Office of Education,  
1949-50. (Latest report available.)

In 1949-50, there were 44,533 students attending institutions in Iowa. Of this number, 31,879 (71.6%) were residents of Iowa and 12,654 (28.4%) were non-residents.

During the same academic year, 41,450 Iowa residents were attending institutions of higher learning, of which 31,879 (76.9%) were enrolled in Iowa institutions and 9,571 (23.1%) attended in other states.

Of the 31,879 Iowa residents attending Iowa schools, 1,708 were graduate students, 30,171 were undergraduate.

There were 10,906 non-resident undergraduates attending Iowa schools and 8,429 Iowa undergraduates attending schools outside Iowa.

In Iowa (1949-50) 74% in public controlled universities were Iowa residents, 77.1% in private controlled universities were Iowa residents, 60.3% in private controlled liberal arts colleges, 95.2% in public controlled teachers colleges and 98.4% in public junior colleges and 57.5% in private junior colleges were Iowa residents.

#### CHART A

##### Non-Residents Attending Iowa Institutions

Ala. ....	41 (16)	Mass. ....	167 (164)	Okla. ....	74 (79)
Ariz. ....	29 (89)	Md. ....	46 (105)	Ore. ....	44 (40)
Ark. ....	44 (20)	Mich. ....	331 (284)	Pa. ....	220 (102)
Calif. ....	303 (376)	Minn. ....	1,055 (1,015)	R. I. ....	16 (10)
Colo. ....	173 (669)	Miss. ....	48 (15)	S. C. ....	11 (43)
Conn. ....	83 (68)	Mo. ....	626 (992)	S. Dak. ....	335 (331)
Del. ....	9 (2)	Mont. ....	64 (14)	Tenn. ....	93 (62)
Fla. ....	66 (24)	Neb. ....	612 (1,395)	Tex. ....	152 (148)
Ga. ....	26 (15)	Nev. ....	4 (3)	Utah ....	32 (39)
Ida. ....	36 (19)	N. H. ....	72 (18)	Vt. ....	12 (1)
Ill. ....	4,859 (1,537)	N. J. ....	169 (32)	Va. ....	37 (29)
Ind. ....	227 (407)	N. Mex. ....	32 (55)	Wash. ....	92 (63)
Kans. ....	192 (213)	N. Y. ....	702 (252)	W. Va. ....	45 (3)
Ky. ....	37 (40)	N. C. ....	26 (19)	Wis. ....	875 (326)
La. ....	31 (22)	N. Dak. ....	163 (6)	Wyo. ....	31 (34)
Maine ....	23 (1)	Ohio ....	251 (130)	D. C. ....	38 (244)

( ) Figures represent Iowa residents attending out of state institutions.

#### CHART B

##### Non-Residents Attending Iowa Public Controlled Institutions

Ala. ....	18 (10)	Md. ....	27 (75)	Okla. ....	42 (42)
Ariz. ....	22 (77)	Mass. ....	92	Ore. ....	19 (17)
Ark. ....	35 (13)	Mich. ....	100 (119)	Pa. ....	134
Calif. ....	128 (165)	Minn. ....	311 (331)	R. I. ....	9
Colo. ....	78 (327)	Miss. ....	25 (4)	S. C. ....	11 (4)
Conn. ....	45 (4)	Mo. ....	309 (407)	S. Dak. ....	160 (239)
Del. ....	5	Mont. ....	31 (13)	Tenn. ....	52 (13)
Fla. ....	38 (6)	Neb. ....	360 (600)	Tex. ....	102 (59)
Ga. ....	19 (12)	Nev. ....	4 (3)	Utah ....	27 (32)
Ida. ....	18 (10)	N. H. ....	67	Vt. ....	8
Ill. ....	1,672 (159)	N. J. ....	73 (2)	Va. ....	28 (18)
Ind. ....	102 (100)	N. Mex. ....	22 (53)	Wash. ....	45 (51)
Kans. ....	104 (71)	N. Y. ....	393 (40)	W. Va. ....	34 (3)
Ky. ....	26 (15)	N. C. ....	21 (8)	Wis. ....	213 (118)
La. ....	30 (10)	N. Dak. ....	60 (6)	Wyo. ....	14 (34)
Maine ....	11	Ohio ....	154 (36)	D. C. ....	28

( ) Figures represent Iowa residents attending out of state public controlled institutions.

## CHART C

## Non-Residents Attending Iowa Private Controlled Institutions

Ala. ....	23 (6)	Md. ....	19 (30)	Okla. ....	32 (37)
Ariz. ....	7 (12)	Mass. ....	75 (164)	Ore. ....	25 (23)
Ark. ....	9 (7)	Mich. ....	231 (165)	Pa. ....	86 (102)
Calif. ....	175 (211)	Minn. ....	744 (684)	R. I. ....	7 (10)
Colo. ....	95 (342)	Miss. ....	23 (11)	S. C. ....	0 (39)
Conn. ....	38 (64)	Mo. ....	317 (585)	S. Dak. ....	175 (92)
Del. ....	4 (2)	Mont. ....	33 (1)	Tenn. ....	41 (49)
Fla. ....	28 (18)	Nebr. ....	252 (735)	Tex. ....	50 (89)
Ga. ....	7 (3)	Nev. ....	0 (0)	Utah ....	5 (7)
Ida. ....	13 (9)	N. H. ....	5 (18)	Vt. ....	4 (1)
Ill. ....	3,187 (1,380)	N. J. ....	96 (32)	Va. ....	9 (11)
Ind. ....	125 (307)	N. Mex. ....	10 (2)	Wash. ....	47 (12)
Kans. ....	84 (142)	N. Y. ....	309 (212)	W. Va. ....	11 (0)
Ky. ....	11 (25)	N. C. ....	5 (11)	Wis. ....	662 (208)
La. ....	1 (12)	N. Dak. ....	103 (0)	Wyo. ....	19 (0)
Maine ....	12 (1)	Ohio ....	97 (94)	D. C. ....	10 (244)

( ) Figures represent Iowa residents attending out of state private controlled institutions.

## CHART D

## Undergraduate Non-Residents Attending Public Controlled Institutions in Iowa

Ala. ....	6 (10)	Md. ....	20 (71)	Okla. ....	18 (36)
Ariz. ....	14 (72)	Mass. ....	57 (0)	Ore. ....	9 (12)
Ark. ....	16 (13)	Mich. ....	59 (84)	Pa. ....	68 (0)
Calif. ....	78 (119)	Minn. ....	226 (241)	R. I. ....	7 (0)
Colo. ....	42 (259)	Miss. ....	14 (3)	S. C. ....	2 (4)
Conn. ....	29 (4)	Mo. ....	213 (382)	S. Dak. ....	119 (229)
Del. ....	3 (0)	Mont. ....	17 (12)	Tenn. ....	23 (13)
Fla. ....	20 (5)	Nebr. ....	293 (635)	Tex. ....	34 (49)
Ga. ....	5 (11)	Nev. ....	1 (3)	Utah ....	5 (29)
Ida. ....	13 (10)	N. H. ....	55 (0)	Vt. ....	2 (0)
Ill. ....	1,419 (134)	N. J. ....	56 (2)	Va. ....	13 (14)
Ind. ....	63 (60)	N. Mex. ....	8 (41)	Wash. ....	19 (36)
Kans. ....	46 (54)	N. Y. ....	234 (39)	W. Va. ....	12 (3)
Ky. ....	11 (14)	N. C. ....	7 (5)	Wis. ....	154 (70)
La. ....	8 (7)	N. Dak. ....	40 (6)	Wyo. ....	8 (29)
Maine ....	4 (0)	Ohio ....	80 (30)	D. C. ....	18 (0)

( ) Figures represent Undergraduate Iowa residents attending public controlled institutions outside Iowa.

## CHART E

## Undergraduate Non-Residents Attending Private Controlled Institutions in Iowa

Ala. ....	23 (5)	Md. ....	18 (15)	Okla. ....	31 (37)
Ariz. ....	7 (6)	Mass. ....	74 (138)	Ore. ....	23 (23)
Ark. ....	9 (7)	Mich. ....	225 (165)	Pa. ....	79 (77)
Calif. ....	170 (168)	Minn. ....	739 (680)	R. I. ....	7 (7)
Colo. ....	94 (307)	Miss. ....	22 (11)	S. C. ....	0 (36)
Conn. ....	38 (53)	Mo. ....	311 (543)	S. Dak. ....	174 (92)
Del. ....	3 (2)	Mont. ....	33 (1)	Tenn. ....	41 (48)
Fla. ....	28 (18)	Nebr. ....	246 (723)	Tex. ....	48 (83)
Ga. ....	7 (3)	Nev. ....	0 (0)	Utah ....	5 (7)
Ida. ....	15 (9)	N. H. ....	5 (17)	Vt. ....	4 (1)
Ill. ....	3,169 (1,196)	N. J. ....	95 (27)	Va. ....	9 (10)
Ind. ....	123 (299)	N. Mex. ....	10 (2)	Wash. ....	42 (12)
Kans. ....	83 (139)	N. Y. ....	305 (101)	W. Va. ....	11 (0)
Ky. ....	11 (25)	N. C. ....	5 (8)	Wis. ....	654 (189)
La. ....	1 (8)	N. Dak. ....	103 (0)	Wyo. ....	17 (0)
Maine ....	12 (1)	Ohio ....	94 (89)	D. C. ....	10 (19)

( ) Figures represent Undergraduate Iowa Residents attending private controlled institutions outside Iowa.

CHART NO. 22  
**FOUR YEAR LIBERAL ARTS**  
**PERCENTAGE OF SURVIVAL FROM EACH CLASS**

	End of 1st yr.	End of 2nd yr.	End of 3rd yr.	End of 4th yr.
<b>Public-Operated</b>				
Iowa State College* .....	73%	88%	94%	96%
Iowa State Teachers .....	84%	87%	88%	93%
Iowa, State University .....	76%	79%	83%	90%
<b>Private-Operated</b>				
Briar Cliff College† .....				
Buena Vista College .....	75%	80%	80%	90%
Central College .....		Not Available		
Clarke College .....	93%	100%	100%	100%
Coe College .....	71%	75%	90%	Not Given
Cornell College .....	70%	75%	85%	90%
Drake University .....	62%			
Dubuque, University of .....	69%	72%	104%	86%
Grinnell College .....		Not Available		
Iowa Wesleyan College .....	90%	92%	95%	98%
Loras College .....		Not Available		
Luther College .....				99%
Morningside College .....	80%	75%	75%	—100%
Parsons College .....	80%	98%	100%	100%
Penn (William) College .....	75%	90%	80%	100%
St. Ambrose College .....	58.27%	67.12%	84%	87.5%
Simpson College .....	76%	56%	92%	100%
Upper Iowa University .....		Not Available		
Wartburg College .....	65%	70%	90%	98%
Westmar College .....	66%	44%	70%	87%

\* Division of Science only.

† Did not file questionnaire.

CHART NO. 23  
**JUNIOR COLLEGES**  
**PERCENTAGE OF SURVIVAL FROM EACH CLASS**

	End of 1st yr.	End of 2nd yr.
<b>Public-Operated</b>		
Boone .....	64%	33%
Burlington .....	49%	
Centerville† .....		
Clarinda .....	50%	
Clinton .....	68%	61%
Creston .....		Not Available
Eagle Grove .....	75%	
Ellsworth .....	61%	
Emmetsburg .....	52%	
Estherville .....	50%	
Ft. Dodge .....		Not Available
Keokuk .....		Not Available
Marshalltown .....	33%	
Mason City .....	80%	50%
Muscatine .....	60%	
Webster City .....	50%	35%
<b>Private-Operated</b>		
Graceland .....		Not Available
Grandview .....		Not Available
Mt. Mercy .....	81.4%	
Mt. St. Clare .....	25%	
Northwestern .....	61%	
Ottumwa Heights .....	65%	
Waldorf .....	75%	

† Did not file questionnaire.



CHART NO. 24  
**FOUR YEAR LIBERAL ARTS  
 PER STUDENT COST**

(Without considering capital investment but including upkeep and repair)

Public-Operated	Amount Paid by		Other Sources of Cost
	Student Cost	Tuition & Fees	
Iowa State College* .....	\$ 523.77	\$ 115.50	Sale of Surplus Products, End. Income, Fed. & State Appropriations
Iowa State Teachers .....	740.00	87.00	State Appropriation and Misc.
Iowa, State University .....	662.00	118.00	Not Reported
<b>Private-Operated</b>			
Briar Cliff College† .....			By Contributions
Buena Vista College .....	506.33	294.43	Gifts and Endowments
Central College .....	742.00	295.00	Gifts, Contributed Services and Auxiliary Enterprises
Clarke College .....	666.98	403.72	Gifts
Coe College .....	883.93	450.00	Endowment Income, Donations and Auxiliary Enterprises
Cornell College .....	955.00	516.00	Endowments and Gifts
Drake University .....	491.00	436.99	Gifts and Endowments
Dubuque, University of .....	646.70	371.14	Endowment Income and Gifts
Grinnell College .....	2,053.43	1,400.00**	Endowment, Gifts and Auxiliary Enterprises
Iowa Wesleyan College .....	930.23	426.51	Endowments, Scholarships and Gifts
Loras College .....	1,050.00	910.00**	Church Contribution, End. Income, Gifts and Auxiliary Enterprises
Luther College .....	614.63	415.00	Gifts, End. Income and Church Contributions
Morningside College .....	653.06	391.84	Gifts, End. Income, Church Sources
Parsons College .....	1,071.00	403.00	End. Income, Gifts
Penn (William) College .....	800.00	400.00	Endowment, Gifts, Contributed Services
St. Ambrose College .....	461.00	360.00	End. Income, Gifts, Church Contributions
Simpson College .....	865.00	422.00	Gift, End. Income and Auxiliary Enterprises
Upper Iowa University .....	886.39	337.25	Church Subsidy
Wartburg College .....	650.00	350.00	End. Income, Gifts, Auxiliary Enterprises
Westmar College .....	571.00	308.00	

\* Division of Science only.

\*\* Board and Room included.

† Did not file questionnaire.

CHART NO. 25  
**JUNIOR COLLEGES  
 PER STUDENT COST**

(Without considering capital investment but including upkeep and repair)

Public-Operated	Amount Paid by		Other Sources of Cost
	Student Cost	Tuition & Fees	
Boone .....	\$ 316.44	\$ 125.00	State Aid, Local Taxes
Burlington .....	367.08	130.00	Taxation
Centerville† .....			
Clarinda .....	258.00	140.00	Taxation
Clinton .....	393.85	175.00	State Aid, Local Taxes
Creston .....	792.13	140.00	Not Reported
Eagle Grove .....	494.13	140.00	State Aid, Local Taxes
Ellsworth .....	670.21	180.00	Taxation, Endowment
Emmetsburg .....	331.15	100.00	Taxes
Estherville .....	423.70	193.60	Local Taxes
Ft. Dodge .....	441.33	120.00	Local Taxes
Keokuk .....	392.53	130.00	State Aid, Local Taxes
Marshalltown .....	363.00	167.00	State Aid, Local Taxes
Mason City .....	435.05	171.00	Taxes & Profit on Adult Education Plan
Muscatine .....	325.09	154.00	State Aid, Local Taxes
Webster City .....	471.00	124.00	Local Taxes
<b>Private-Operated</b>			
Graceland .....	480.00	327.95	Endowment Income, Church Contributions
Grandview .....	Not Reported	300.15	Endowment, Gifts, Church Contributions
Mt. Mercy .....	228.15	Nearly All	Order of Sisters of Mercy
Mt. St. Clare .....	Not Available	200.00	By College Corporation
Northwestern .....	725.00	300.00	Endowment, Church Contributions
Ottumwa Heights .....	Not Reported		
Waldorf .....	666.80	413.42	Gifts, End. Income, Church Contributions, Auxiliary Enterprises

† Did not file questionnaire.

CHART NO. 26  
FOUR YEAR LIBERAL ARTS  
TRANSFERS

	From Iowa Institutions			From Other Institutions		
	1st yr.	2nd yr.	3rd yr.	1st yr.	2nd yr.	3rd yr.
<b>Public-Operated</b>						
Iowa State College* .....	13	36	9	6	16	4
Iowa State Teachers .....	58	33	0	3	8	9
Iowa, State University ...	126	130	30	104	94	30
<b>Private-Operated</b>						
Briar Cliff College† .....						
Buena Vista College .....						
Central College .....	4	5	0	2	3	3
Clarke College .....	2	0	1	9	3	0
Coe College .....						
Cornell College .....	8	5	1	6	5	2
Drake University .....						
Dubuque, University of ...	7	6	1	29	13	4
Grinnell College .....						
Iowa Wesleyan College ...	6	7	0	3	2	0
Loras College .....	18	20	15	23	11	7
Luther College .....						
Morningside College .....	9	5	15	5	7	10
Parsons College .....	2	2	0	0	0	0
Penn (William) College ...	4	0	1	5	2	6
St. Ambrose College .....	1	0	1	6	0	0
Simpson College .....						
Upper Iowa University ...						
Wartburg College .....	2	3	0	15	5	1
Westmar College .....	9	10	1	25	5	2

\* Division of Science only.  
† Did not file questionnaire.

CHART NO. 27  
JUNIOR COLLEGES  
TRANSFERS

	From Reporting Institutions		To Reporting Institutions	
	1st yr.	2nd yr.	1st yr.	2nd yr.
<b>Public-Operated</b>				
Boone .....	7	3		
Burlington .....	22	16		
Centerville† .....				
Clarinda .....	10	21	0	0
Clinton .....	11	11	2	0
Creston .....	0	5	0	0
Eagle Grove .....	8	12	8	0
Ellsworth .....	0	3	2	0
Emmetsburg .....	7	8	0	0
Estherville .....	12	6	5	0
Ft. Dodge .....				
Keokuk .....				
Marshalltown .....	*	*		
Mason City .....	10	21	0	0
Muscatine .....	9	9	0	0
Webster City .....	3	7	7	0
<b>Private-Operated</b>				
Graceland .....				
Grandview .....				
Mt. Mercy .....	0	4	2	0
Mt. St. Clare .....	6	8	0	0
Northwestern .....	3	39	4	0
Ottumwa Heights .....				
Waldorf .....	5	20	0	0

\* 65% of Graduates transfer to 4 year college, 60% of first year class transfer at end of first year.

† Did not file questionnaire.

CHART NO. 28  
**FOUR YEAR LIBERAL ARTS  
 FACILITIES**

	Used by L.A. Only	Classroom Space Adequate for			Added Students	
		Present	Full Capacity	Planned	Present	Day & Night
<b>Public-Operated</b>						
Iowa State College .....	No	No	No	No	No	1500
Iowa State Teachers .....	No	Yes	Yes	No	500-600	800-1000
Iowa, State University .....	No	Yes	Yes	No	200-300	5-10% Increase
Totals .....					700-900	2300-2500
<b>Private-Operated</b>						
Briar Cliff College† .....						
Buena Vista College .....	Yes	Yes	Yes	Yes	125	500
Central College .....	Yes	Yes	Yes	Not Reported	200	500
Clarke College .....	Yes	Yes	Yes	No	100	Not Reported
Coe College .....	Yes	Yes	No	No	150	Not Reported
Cornell College .....	Yes	Yes	No	No	150	500
Drake University .....	Yes	Yes	Yes		1000	1800
Dubuque, University of .....	Yes	Yes	Yes	No	75	975
Grinnell College .....	Yes	Yes	Yes	Yes	Not Reported	Not Reported
Iowa Wesleyan College .....	Yes	Yes	Yes	Yes	300	600
Loras College .....	Yes	Yes	Yes	No	200	500
Luther College .....	Yes	Yes	Yes	Not Reported	Not Reported	Not Reported
Morningside College .....	Yes	Yes	Yes	Yes	400	600
Parsons College .....	Yes	Yes	Yes	Yes	200-250	300
Penn (William) College .....	Yes	Yes	Yes	Yes	200	400
St. Ambrose College .....	Yes	Yes	Yes	No	250	500
Simpson College .....	Yes	Yes	No	No	300	500
Upper Iowa University .....	Yes	Yes	No	No	50+	
Wartburg College .....	Yes	No	No	No	None	
Westmar College .....	Yes	Yes	Yes	Yes	200	350
Totals .....					4000-4050	8025

† Did not file questionnaire.

CHART NO. 29  
**JUNIOR COLLEGES**  
**FACILITIES**

COLLEGES OF IOWA

	Used by L.A. Only	Classroom Space Adequate for			Added Students	
		Present	Full Capacity	Planned	Present	Day & Night
<b>Public-Operated</b>						
Boone .....	No	Yes	No	No	50	50
Burlington .....	No	Yes			50	1000
Centerville† .....						
Clarinda .....		No	No	No	0	0
Clinton .....	Yes	Yes	Yes	No	50	500
Creston .....	No	Yes	Yes	Yes	40	40
Eagle Grove .....	No	Yes	Yes	Yes	50	100
Ellsworth .....	Mostly	No	No	No	60	200
Emmetsburg .....	No	Yes	Yes	Yes	40	300
Estherville .....	No	Yes	Yes	No	0	50
Ft. Dodge .....	No	No	No	No	All Who Register	
Keokuk .....	No	Yes	Yes	Yes	70	200
Marshalltown .....		Yes	Yes	Yes	100	100
Mason City .....	No	Yes	Yes	Yes	275	Not Est.
Muscatine .....	Yes	Yes	Yes	Yes	50	Not Est.
Webster City .....	No	Yes	Yes	Yes	50	150
<b>Totals</b> .....					885	2690
<b>Private-Operated</b>						
Graceland .....	Yes	No	No	No		
Grandview .....	No Ans.	Yes	Yes	No	75	Not Est.
Mt. Mercy .....	Yes	Yes	Yes	Yes	100	200
Mt. St. Clare .....	Yes	No	No	No	None	
Northwestern .....	No	Yes	Yes	Yes	150	400
Ottumwa Heights .....	No	Yes	Yes	No	50	275
Waldorf .....	No	Yes	Yes	Yes	150	300
<b>Totals</b> .....					525	1175

† Did not file questionnaire.

CHART NO. 30  
**FOUR YEAR LIBERAL ARTS  
 FACILITIES**

	Added Classroom Space Planned for	When	Classroom Replacement	
	No. of Students		Needed	Planned
<b>Public-Operated</b>				
Iowa State College .....	4000	1965	Some	In 10 Years
Iowa State Teachers .....	1750	In 15 Years	Not Reported	Not Reported
Iowa, State University .....	Not Reported	Not Reported	Yes	Indefinite
<b>Private-Operated</b>				
Briar Cliff College† .....				
Buena Vista College .....	None		No	No
Central College .....	None		No	No
Clarke College .....	200	1955-56	No	No
Coe College .....	250	1955-56	Yes	In 1955-56
Cornell College .....	150	Soon	Yes	
Drake University .....	1000	Soon	No	No
Dubuque, University of .....	150	1956-57	Yes	Yes
Grinnell College .....	None		No	No
Iowa Wesleyan College .....	None		No	No
Loras College .....	None			Yes
Luther College .....	As Needed		Partly	
Morningside College .....	200		No	No
Parsons College .....	None		Yes	Yes
Penn (William) College .....	None		Not Reported	Not Reported
St. Ambrose College .....	None		Not Reported	Not Reported
Simpson College .....	200	1955	Yes	Yes
Upper Iowa University .....	80-100	Soon	Partially	Soon
Wartburg College .....	No. Indef.		Yes	Yes
Westmar College .....	No. Indef.		No	No

† Did not file questionnaire.

CHART NO. 31  
**JUNIOR COLLEGES**  
**FACILITIES**

	Added Classroom Space Planned for	When	Classroom Replacement	
	No. of Students		Needed	Planned
<b>Public-Operated</b>				
Boone .....	15	1955	No	No
Burlington .....	450	1959	No	No
Centerville† .....				
Clarinda .....	None		No	No
Clinton .....	100	1954-55	No	No
Creston .....	None		No	Yes
Eagle Grove .....	None		No	No
Ellsworth .....	None		Yes	
Emmetsburg .....	None		No	No
Estherville .....	150	1959 When Voted	Yes	Yes
Ft. Dodge .....	400		No	No
Keokuk .....	None		No	No
Marshalltown .....	None		No	No
Mason City .....	400		1955	Yes
Muscatine .....	150	1955	Not Reported	Not Reported
Webster City .....	None		None	
<b>Private-Operated</b>				
Graceland .....	300	1955	No	
Grandview .....	Indefinite	1955	Yes	In 1955
Mt. Mercy .....	100	Indefinite	No	No
Mt. St. Clare .....	Indefinite		1954	No
Northwestern .....	No		No	No
Ottumwa Heights .....	Indefinite	1959	Yes	About 1960
Waldorf .....	No		No	No

† Did not file questionnaire.

CHART NO. 32  
**FOUR YEAR LIBERAL ARTS**  
**FACILITIES**  
(Classroom Equipment)

	Adequate for			Additional Equipment		
	Present	Full	Planned	Present	Full	Planned
<b>Public-Operated</b>						
X Iowa State College* .....	Yes	No	No	Yes	Yes	Yes
X Iowa State Teachers .....	Yes	Yes	No	Yes	Yes	Yes
Iowa, State University .....						
<b>Private-Operated</b>						
Briar Cliff College† .....						
X Buena Vista College .....	No	No	No	Yes	Yes	Yes
X Central College .....	Yes	Yes	Yes	Yes	Yes	Yes
Clark College .....	Yes	Yes	No	No	No	Yes
X Coe College .....	Yes	No	No	Yes	Yes	Yes
X Cornell College .....	Yes	No	No	Yes	Yes	Yes
X Drake University .....	Yes	Yes	Yes	No	No	No
X Dubuque, University of .....	Yes	Yes	No	No	Yes	Yes
Grinnell College .....	Yes			No	No	No
X Iowa Wesleyan College .....	Yes	Yes	Yes	No	Yes	Yes
X Loras College .....	Yes	No	No			Yes
X Luther College .....	Yes	Yes		No	No	No
X Morningside College .....	Yes	Yes	Yes	Yes	Yes	
Parsons College .....	Yes	Yes	Yes	Yes	Yes	Yes
Penn (William) College .....	Yes	Yes	Yes	Yes	Yes	Yes
St. Ambrose College .....						
X Simpson College .....	Yes	Yes	No	No	Yes	Yes
X Upper Iowa University .....	Yes	No	No	Yes	Yes	Yes
X Wartburg College .....	Yes	Yes	No	No	Yes	Yes
X Westmar College .....	Yes	Yes	Yes	No	No	No

\* Science Division only.

Each of the above institutions reports a policy of equipment replacement as needed and to the extent funds are available.

X Classroom equipment includes laboratory; otherwise not reported whether laboratory is included.

† Did not file questionnaire.

CHART NO. 33  
**JUNIOR COLLEGES**  
**FACILITIES**  
(Classroom Equipment)

Public-Operated	Adequate for			Additional Equipment		
	Present	Full	Planned	Present	Full	Planned
X Boone .....	Yes	Yes	Yes	Yes	Yes	Yes
X Burlington .....	Yes		No	Yes		Yes
Centerville† .....						
X Clarinda .....	No	No	No	Yes	No	
X Clinton .....	Yes	Yes	No	Yes	Yes	Yes
Creston .....	Yes	Yes	Yes	Yes	Yes	Yes
Eagle Grove .....	Yes	Yes	Yes	Yes	Yes	Yes
X Ellsworth .....	No	No	No	Yes	No	No
X Emmetsburg .....	Yes	Yes	Yes	No	No	No
X Estherville .....	Yes	Yes	Yes	Yes	Yes	No
X Ft. Dodge .....	Yes		Yes		Yes	
Keokuk .....	Yes	Yes	Yes			
X Marshalltown .....	Yes	Yes	Yes	No	No	No
X Mason City .....	Yes	No	No	No	Yes	Yes
X Muscatine .....	Yes			Yes		
X Webster City .....	Yes	Yes	Yes	Yes	Yes	Yes
<b>Private-Operated</b>						
X Graceland .....	No	No	No			Yes
Grandview .....				Yes	Yes	
Mt. Mercy .....	Yes	Yes	Yes			Yes
X Mt. St. Clare .....	Yes	Yes	No	No	Yes	Yes
X Northwestern .....	Yes	No	No			Yes
Ottumwa Heights .....	Yes	Yes	No			
X Waldorf .....	Yes	Yes	No	Yes		

Each of the above institutions reports a policy of equipment replacement as needed and to the extent funds are available.

X Classroom equipment includes laboratory; otherwise not reported whether laboratory is included, except Eagle Grove which reported plans to add Physics and Biology laboratory equipment with Chemistry and Machine Shop Laboratories adequate.

† Did not file questionnaire.



CHART NO. 34  
**FOUR YEAR LIBERAL ARTS  
 FACILITIES**  
 (Classroom Equipment)

<b>Public-Operated</b>	<b>How Old</b>	<b>Laboratory Condition</b>	<b>Annually Spent for Equipment</b>	
			<b>Classroom</b>	<b>Laboratory</b>
Iowa State College* .....	0-60 yrs.	Varied	\$ 1,199.15	\$21,912.84
Iowa State Teachers .....	0-50 yrs.	Varied	(\$20,000.00 Both)	
Iowa, State University .....	Not Reported			
<b>Private-Operated</b>				
Briar Cliff College† .....			No Amounts Reported	
Buena Vista College .....	25-60 yrs.	Varied		
Central College .....	Varied	Good	\$ 4,000.00	\$ 4,000.00
Clarke College .....	Not Given	Good	2,050.00	1,014.00
Coe College .....	Varied	Fair	10,000.00	15,000.00
Cornell College .....	Varied	Fair	500.00	2,000.00
Drake University .....	1 yr. & More	Very Modern	Not on Annual Basis	
Dubuque, University of .....	1-30 yrs.	Good	4,980.90	6,921.03
Grinnell College .....	Since WW1	Good	10,000.90	20,009.00
Iowa Wesleyan College .....	0-25 yrs.	Fair	3,250.00	1,300.00
Loras College .....	New	Good	3,000.00	4,600.00
Luther College .....	Mostly New	Good	3,552.00	4,031.00
Morningside College .....	Varied	New	2,400.00	1,350.00
Parsons College .....	1-40 yrs.	Fair	Not Reported	
Penn (William) College .....	No Answers Given			
St. Ambrose College .....	No Answers Given			
Simpson College .....	33-64 yrs.	Fair	(1,500.00-2,000.00 Both)	
Upper Iowa University .....	Don't Know	Up-to-Date	Not Reported	
Wartburg College .....	Varied	Fair	10,000.00	10,000.00
Westmar College .....		Good	Not Reported	
		<b>Totals</b>	<b>\$55,232.90</b>	<b>\$69,616.03</b>

\* Division of Science only.

† Did not file questionnaire.

CHART NO. 35

**JUNIOR COLLEGES**

**FACILITIES**

(Classroom Equipment)

**Public-Operated**

	<b>How Old</b>	<b>Laboratory Condition</b>	<b>Annually Spent for Equipment Classroom</b>	<b>Laboratory</b>
Boone .....	5 yrs.	Good	\$ 515.00	\$ 300.00
Burlington .....	Varied	Good	1,000.00	700.00
Centerville† .....				
Clarinda .....	To 10 yrs.	Good	No Annual Basis	
Clinton .....	Varied	Good	525.00	300.00
Creston .....	Recent		(232.16 Both)	
Eagle Grove .....	1-30 yrs.	Good	1,800.00	700.00
Ellsworth .....	Varied	Fair	Not Reported	
Emmetsburg .....	1-25 yrs.	Good	600.00	450.00
Estherville* .....	2-40 yrs.	Good	(4,400.00 Both)	
Ft. Dodge .....	1-33 yrs.	Good	1,400.00	1,200.00
Keokuk .....	Very New	Very Good	This School Is New	
Marshalltown .....	15 yrs.	Good	150.00	150.00
Mason City .....	Varied		(2,508.51 Both)	
Muscatine .....	Varied	Good	Not Reported	
Webster City .....	1-40 yrs.	Good	300.00	300.00
		<b>Totals</b>	<b>\$13,430.67**</b>	<b>\$ 4,100.00</b>

**Private-Operated**

Graceland .....			2,500.00	3,000.00
Grandview .....	Varied	Fair	1,500.00	1,100.00
Mt. Mercy .....	1-20 yrs.	Good	200.00	250.00
Mt. St. Clare .....	Varied	Good	Not Reported	
Northwestern .....	5 yrs.	Good	1,100.00	1,700.00
Ottumwa Heights .....	Varied	Good	Not Available	
Waldorf .....	Varied	Good	(1,200.00 Both)	
		<b>Totals</b>	<b>\$ 6,500.00**</b>	<b>\$ 6,050.00</b>

\*\* These figures include the amount for both where the figures were not separate.

† Did not file questionnaire.

\* 1954-55 modernization \$29,000.00.

CHART NO. 36  
**FOUR YEAR LIBERAL ARTS**  
**FACILITIES**  
(Libraries)

<b>Public-Operated</b>	<b>General</b>	<b>Specialized</b>	<b>Outside Facilities Used</b>	<b>Additions Contemplated</b>
Iowa State College* -----	Yes	Yes	Other Ed. Inst.	Stacks and Reading Rooms
Iowa State Teachers -----	168,000 Volumes	No	Other Ed. Inst.	Not Reported
Iowa, State University -----	500,000 Volumes	Yes	Other Ed. Inst.	50 Modules
<b>Private-Operated</b>				
Briar Cliff College† -----				Yes
Buena Vista College -----	32,000 Volumes		City	Modernization and Additional Wing
Central College -----	29,900 Volumes		None	Increase Present Capacity Three Times
Clarke College -----	26,000 Volumes		Minor Extent	None
Coe College -----	65,000 Volumes		None	New Library
Cornell College -----	One	Fine Arts	None	None
Drake University -----	110,000 Volumes		None	New Library Bldg.
Dubuque, University of -----	25,128 Volumes		City et al	Yes, in next 6 or 7 yrs.
Grinnell College -----	Yes	Science, Music	None	Yes, new volumes and new stacks
Iowa Wesleyan College -----	28,489 Volumes		None	New Library
Loras College -----	115,000 Volumes		Other Ed. Inst.	More reading room and Staff space
Luther College -----	Yes		None	New Quarters
Morningside College -----	70,000		None	Additional shelf room
Parsons College -----	30,000	Science	No	More Stack Room space
Penn (William) College -----	35,000	Quaker Book Collection	City; Ed. Inst.	
St. Ambrose College -----	30,000	Nursing	City; Ed. Inst.	Planned to double capacity
Simpson College -----	41,000		Des Moines City et al	To take care of growth
Upper Iowa University -----	Adequate		None	Continuous additions
Wartburg College -----	33,600		None	More room to meet demands
Westmar College -----	26,000		None	Additional shelving

\* Division of Science only.

† Did not file questionnaire.

CHART NO. 37  
**JUNIOR COLLEGES**  
**FACILITIES**  
(Libraries)

<b>Public-Operated</b>	<b>General</b>	<b>Specialized</b>	<b>Outside Facilities Used</b>	<b>Additions Contemplated</b>
Boone .....	5,700		City	New Books
Burlington .....	7,000	Vis. Ed.; Music	City	New Library within 5 yrs.
Centerville† .....				
Clarinda .....	9,000		City	Add New Books
Clinton .....	6,000	Classroom	City	Additional reading rooms
Creston .....	10,000		City	New Lighting, added books
Eagle Grove .....	7,000		City; Ed. Inst.	\$8,000-10,000 for new books next 5 yrs.
Ellsworth .....	3,000		Yes	As needed
Emmetsburg .....	2,500	Classroom	City	New Books
Estherville .....	5,000		City	
Ft. Dodge .....	Well Stocked		City	Additional Space
Keokuk .....	Yes		City	Library addition 1954-55
Marshalltown .....	Yes			None
Mason City .....	10,000	Classroom	City	New Books
Muscatine .....	3,500		City	New Books
Webster City .....	900		City	None
<b>Private-Operated</b>				
Graceland .....	Yes		None	Some
Grandview .....	10,000	Departmental	City; State; Ed. Inst.	Departmental Library
Mt. Mercy .....	Yes		None	Library Enlargement
Mt. St. Clare .....	New		City	Expansion of Music and Audio Aids
Northwestern .....	Yes		City; Ed. Inst.	Work Room and Storage Room
Ottumwa Heights .....	12,900	Classroom	City	Books, Records, Films, etc.
Waldorf .....	8,800		None	New Books and Furniture

† Did not file questionnaire.

CHART NO. 38  
**FOUR YEAR LIBERAL ARTS  
 FACILITIES**  
 (Libraries)

	Librarian		Student	No. With
	Full-Time	Assistants	Assistants	Library Training
<b>Public-Operated</b>				
Iowa State College* .....	1	48	30	20
Iowa State Teachers .....	6	4	45	6
Iowa, State University .....	31	50		31
<b>Private-Operated</b>				
Briar Cliff College† .....				
Buena Vista College .....	1	0	3	4
Central College .....	1	1	3	5
Clarke College .....	1	2	8	11
Coe College .....	1	2	16	19
Cornell College .....	1	4	Yes	5
Drake University .....	8	4	Yes	12
Dubuque, University of .....	1	4	Yes	5
Grinnell College .....	1	6	10	17
Iowa Wesleyan College .....	1	2	2	5
Loras College .....	1	2	Yes	3
Luther College .....	1	3	10	14
Morningside College .....	1	7	Yes	2
Parsons College .....	1	0	3	4
Penn (William) College .....	1	0	3	4
St. Ambrose College .....	1	2	Yes	3
Simpson College .....	1	1	Yes	2
Upper Iowa University .....	1	0	Yes	1
Wartburg College .....	1	1	12	14
Westmar College .....	2	2	Yes	None

\* Division of Science only.

† Did not file questionnaire.

CHART NO. 39  
**JUNIOR COLLEGES  
 FACILITIES**  
 (Libraries)

	Librarian	Assistants	Student	No. With
	Full-Time		Assistants	Library Training
<b>Public-Operated</b>				
Boone .....	1		6	None
Burlington .....	1	1	12	No
Centerville† .....				
Clarinda .....	Yes		1	No
Clinton .....	1		3	Yes
Creston .....	1		10	No
Eagle Grove .....	1		4	1
Ellsworth .....	1			
Emmetsburg .....			2	No
Estherville .....	1		3	No
Ft. Dodge .....	1	1	5	7
Keokuk .....	1		As Needed	
Marshalltown .....	1		2	3
Mason City .....	1		2	3
Muscatine .....	No, part-time		Yes	1
Webster City .....	No	3	No	No
<b>Private-Operated</b>				
Graceland .....	1	1	3	5
Grandview .....	1		2	1
Mt. Mercy .....	1		2	1
Mt. St. Clare .....	1	2	2	3
Northwestern .....	1	2	1	No
Ottumwa Heights .....	1	5	2	3
Waldorf .....	1		Yes	1

† Did not file questionnaire.

#### FOUR YEAR LIBERAL ARTS Other Facilities

##### Public-Operated

Iowa State College: Other facilities reported as used in Liberal Arts curriculum are Classrooms, Laboratories, Lecture Rooms, Gymnasium, Armories, and Library.

Iowa State Teachers College: Mentions the Curriculum Laboratory. This Laboratory has a Curriculum Materials Center which makes available courses of study, educational bulletins, text-books, workbooks, tests and a variety of other materials. There is also the Audio-Visual Center which contains films, film strips, recordings and much audio-visual equipment of use in instruction. Three professional staff members are employed for this laboratory. The college also maintains an Educational Clinic, a Speech Clinic and a Writing Clinic, proving instructional laboratories and remedial services for a public school (and some college) students who have special learning or adjustment problems.

State University of Iowa: Reports "Several volumes would be required" to go through the list of 50-odd departments offering work in Liberal Arts to indicate unusual features. Undergraduate majors in Geology must spend at least one summer in supervised actual field work, majors in Zoology have field work at lakeside laboratory. Iowa has a national reputation for training of Speech Pathologists. Liberal Arts College has combined with the professional schools to provide broad general liberal education to students entering the professions.

##### Private-Operated

Buena Vista: Reports its teacher training course receives favorable comment from the State Department of Public Instruction. Its faculty is rated favorably by the North Central Association and its general education program approved.

Central: Announces the purchase of an unusually fine recording machine to be used in Music, Speech, Languages and other courses, the quality being such that recordings from it are used by leading radio stations.

Clarke College: Features an honor system of student government which has received favorable mention. Its publications and students engaged in literary writing have received national recognition. Faculty members in Home Economics and Art have received special awards and been invited to participate in North Central Workshop.

Drake University: Mentions the Audio-Visual and Reading skills laboratories and ROTC training.

University of Dubuque: Operates a campus radio station, KUDD, serving as a laboratory for Speech and Radio classes. It has an excellent curriculum in Christian education to prepare Pastor's assistants. The public school system cooperates in furnishing classroom observation, student teaching and other teacher education facilities.

Grinnell College: Has better than 90% of its students living in campus dormitories and using college dining rooms, cost of which is included in the "Package" fee of \$1400. Each of the 17 dormitories has a resident house mother. There are no Fraternities or Sororities and no student automobiles.

Iowa Wesleyan College: Is proud of three departments in particular. Its Science department ranked 10th among 525 colleges surveyed and 4th in Chemistry and was placed as the top Iowa college with students gaining distinction in the field of Science. The Art and Drama departments are deserving of special mention.

Morningside College: Has a prominent course in Astronomy with the largest telescope on any campus in the State. New buildings include Science hall, men and women's dormitories and new gymnasium with olympic-size swimming pool. Morningside is known for its willingness to attempt experiments such as study of general education, music students participating in civic orchestra, practice teaching in city schools, training in livestock market.

Parsons College received Freedom's Foundation Award for its Work-Study-Travel plan to help students make better job choices, to help learn how to work and live with other people. Seniors spent 8 weeks off campus

working in his area of interest. Others have summer work in their chosen fields and freshmen participate in field trips to schools, churches, stores, factories and government offices.

Wartburg College: Has received special recognition by and is an associate member of the National Association of Schools of Music. Its Department of Social Work was invited to membership in the Council on Social Work Education.

Westmar College: Features special departments in Home Economics and Industrial Arts.

(Colleges not listed above made no report on any unusual or other facility.)

## JUNIOR COLLEGES

### Public-Operated

### Other Facilities

Boone: Mentions its physical education program which permits an election of Gym or Swimming. The college is equipped with an indoor pool 60 ft. long by 20 ft. wide.

Burlington Junior College: Reports joint facilities with the high school including auditorium, cafeteria, boys and girls gymnasium, field house and stadium, observatory with 11 $\frac{3}{4}$  inch refractor telescope, special instrumental and vocal music rooms,

Clinton Junior College: Uses high school auditorium, swimming pool, athletic field, audio-visual aids, remedial reading services and the testing and counseling services.

Eagle Grove College: Reports special audio-visual education room, adequate physical education equipment, testing program contract with Iowa State College, two part-time counsellors, field trip facilities and elementary schools for practice teaching.

Ellsworth College: Especially mentions its Chemistry and Physics laboratories.

Keokuk Community College: Has just been completed and is unique in functional design. Its classrooms and equipment incorporate the best experience available. Examples are acoustically treated ceilings, indirect artificial light, latest type kitchen, modern office equipment for commercial department, elevated seating for class demonstration in Science, field house with indoor track, music room for instrumental and vocal instruction, lounge for college students.

Mason City Junior College: Gives a series of tests for each incoming student. A portion of audio-visual equipment is shared with the high school and for teacher education curriculum, student teachers used equipment of Mason City elementary schools.

Muscatine Junior College: YMCA and YWCA pools are used by the college for swimming classes. Seven elementary school buildings are used for observation and practice teaching. Classes in Art, Physical Education, Health, Engineering Drawing, Accounting, Music methods and fundamentals of Music are held in high school building where the instructors mostly hold high school classes.

Webster City Junior College: Has a wide range of courses in its curriculum. Students are given several basic tests. Science laboratories are well equipped and buildings and equipment in good condition.

### Private-Operated

Mt. St. Clare Junior College: Makes special mention of its course in Ceramics. In addition to the Library mentioned previously it has an outstanding Music Record library.

Ottumwa Heights College: Has Voice, Piano and Violin studios with 10 practice rooms, Home Economics and Science laboratories, an Auditorium, gymnasium and facilities for physical education and outdoor sports, classrooms with audio-visual aid equipment and a modern, well-equipped demonstration school.

Waldorf College: Has audio-visual aid equipment, Science laboratories and Industrial Arts shops. Also auditorium facilities for Dramatics and Music.

(Colleges not listed above made no report on any unusual or other facility.)

CHART NO. 40 **FOUR YEAR LIBERAL ARTS**  
**Report on Population Trend in Area Served by Reporting Institution**  
 (College Age Bracket)

	Population Trend		Area Served
	Increase	Decrease	
<b>Public-Operated</b>			
Iowa State College .....	50%		Iowa
Iowa State Teachers .....	57%		Iowa
Iowa, State University .....	57%		Iowa
<b>Private-Operated</b>			
Briar Cliff College† .....			
Buena Vista College .....	Not Available		Not Given
Central College .....	Not Available		Not Given
Clarke College .....	57%		Iowa
Coe College .....	Not Available		Not Given
Cornell College .....	157%		Not Given
Drake University .....	No Noticeable trend last 3 yrs.		Iowa
Dubuque, University of .....	57%		Iowa & Illinois
Grinnell College .....	Not Available		Not Given
Iowa Wesleyan College .....	15%		S.E. Iowa
Loras College .....	Not Given		Not Given
Luther College .....	Not Given		Not Given
Morningside College .....	Not Available		Not Given
Parsons College .....	Not Available		Not Given
Penn (William) College .....	Not Available		Not Given
St. Ambrose College .....	Not Available		Not Given
Simpson College .....	157%		Iowa
Upper Iowa University .....	Not Available		Not Given
Wartburg College .....	9½%		7 Midwest States
Westmar College .....	Not Available		Not Given

The above reports on college population trends, noted by each institution in its area served, is prediction rather than that noted from actual experience.

† Did not file questionnaire.

CHART NO. 41  
**JUNIOR COLLEGES**  
**Report on Population Trend in Area Served by Reporting Institution**  
 (College Age Bracket)

	Population Trend		Area Served
	Increase	Decrease	
<b>Public-Operated</b>			
Boone .....	Not Given		Not Given
Burlington .....	Not Given		Not Given
Centerville† .....			
Clarinda .....	Not Given		Not Given
Clinton .....	15% to 1965 then 67% increase		25 mile radius
Creston .....	Not Given		Not Given
Eagle Grove .....	40+ % 1950 to 1970		Not Given
Ellsworth .....	Not Given		Not Given
Emmetsburg .....	Not Given		Not Given
Estherville .....	105%		Not Given
Ft. Dodge .....	12%		Not Given
Keokuk .....	Expect increase		Not Given
Marshalltown .....	Not Given		Not Given
Mason City .....	Not Given		Not Given
Muscatine .....	Not Given		Not Given
Webster City .....	90%		Not Given
<b>Private-Operated</b>			
Graceland .....	Not Given		Not Given
Grandview .....	Slight increase		Not Given
Mt. Mercy .....	Not Given		Not Given
Mt. St. Clare .....	Not Given		Not Given
Northwestern .....	15%		Not Given
Ottumwa Heights .....	Not Given		Not Given
Waldorf .....	57%		North Iowa, South Minnesota

The above reports on college population trends, noted by each institution in its area served, is prediction rather than that noted from actual experience.

† Did not file questionnaire.



**CHART NO. 42      FOUR YEAR LIBERAL ARTS  
Accreditation**

<b>Public-Operated</b>	<b>North Central</b>	<b>State Board of Education</b>	<b>State Board Ed. Exam.</b>	<b>Other Professional Agencies Groups</b>
Iowa State College .....	Yes	No	Yes	
Iowa State Teachers .....	Yes	No	Yes	1
Iowa, State University .....	Yes	No	Yes	3
<b>Private-Operated</b>				
Briar Cliff College† .....				
Buena Vista College .....	Yes	Yes	Yes	
Central College .....	Yes	Yes	Yes	
Clarke College .....	Yes	Yes	Yes	
Coe College .....	Yes	Yes	Yes	
Cornell College .....	Yes	Yes	Yes	
Drake University .....	Yes	Yes	Yes	6
Dubuque, University of .....	Yes	Yes	Yes	
Grinnell College .....	Yes	Yes	Yes	
Iowa Wesleyan College .....	Yes	Yes	Yes	1
Loras College .....	Yes	Yes	Yes	
Luther College .....	Yes	Yes		
Morningside College .....	Yes	Yes	Yes	
Parsons College .....	Yes	Yes	Yes	1
Penn (William) College .....	No	Yes	Yes	
St. Ambrose College .....	Yes	No	Yes	
Simpson College .....	Yes	Yes	Yes	1
Upper Iowa University .....	Yes	Yes	Yes	
Wartburg College .....	Yes	Yes	Yes	3
Westmar College .....	Yes	Yes	Yes	1

† Did not file questionnaire.

**CHART NO. 43      JUNIOR COLLEGES  
Accreditation**

<b>Public-Operated</b>	<b>North Central</b>	<b>State Board of Education</b>	<b>State Board Ed. Exam.</b>	<b>Other Agencies</b>
Boone .....	No	Yes	Yes	
Burlington .....	No	Yes	Yes	
Centerville† .....				
Clarinda .....	No*	Yes	Yes	
Clinton .....	No	Yes	Yes	
Creston .....	No	Yes	Yes	
Eagle Grove .....	No	Yes	Yes	
Ellsworth .....	No	No	Yes	
Emmetsburg .....	No	Yes	Yes	
Estherville .....	No	Yes	Yes	
Ft. Dodge .....	No*	Yes	Yes	
Keokuk .....	No	Yes	Yes	
Marshalltown .....	No	Yes	Yes	
Mason City .....	Yes	Yes	Yes	
Muscatine .....	No*	No	Yes	
Webster City .....	No	No	Yes	
<b>Private-Operated</b>				
Graceland .....	Yes	Yes	Yes	
Grandview .....	No*	No	Yes	
Mt. Mercy .....	Yes	Yes	Yes	1
Mt. St. Clare .....	Yes	Yes	Yes	2
Northwestern .....	Yes	No	Yes	
Ottumwa Heights .....	Yes	Yes	Yes	
Waldorf .....	Yes	Yes	Yes	

\* Applying for admission (Accrediting).

† Did not file questionnaire.

---

**GENERAL COMMENT ON ACCREDITING**

Accrediting organizations usually come into existence by the voluntary association of its members who agree to maintain a minimum standard of quality in its educational program. The North Central Association of Colleges and Secondary Schools is regional and includes the state of Iowa.

This Association is now in the process of revising its criteria for evaluating the attainment of its educational purposes and objectives by the institutions seeking membership. The first step in the accrediting procedure is the submission of a report of a self-survey. If, in the judgment of a board of review, this report is satisfactory, the petitioning institution is notified and arrangements made for a survey by a committee of examiners representing the North Central Association. The survey fee is \$300 per examiner (2 or 3 persons) for each degree granting institution and \$250 per examiner for a Junior College. The fee is payable when the institution is notified that the survey is to be made. If the self survey report is judged to be unsatisfactory, the institution is supposed to withdraw from further consideration.

This information was furnished by Manning M. Patillo, Jr., Associate Secretary of N.C.A. with offices at 5835 Kimbark Avenue, Chicago, Illinois.

Mr. Patillo furnished a revised manual of accrediting in which he has marked certain items deemed important. The manual covers a statement of policy, and operation of the accrediting procedure for both senior and junior institutions applying for accreditation. Criteria studied include the purposes of the applying institution, its faculty, curriculum, instructional practices, library, student personnel service, administration, financial support, physical plant, self study, and athletics.

Under each of these criteria, there are various sub-divisions; for example, faculty competence which includes degrees held, educational experience, membership in learned societies, is one of the divisions when considering the quality of the faculty. There are two other parts, faculty organization and conditions of faculty service. These three sub-divisions are inclusive of 24 criteria for the evaluation of the institution's faculty.

## CHART NO. 44

## FOUR YEAR LIBERAL ARTS

Public-Operated	Accept Credits From Non-N.C.A. Schools	Any Supervision of Accrediting Groups
Iowa State College .....	No	Yes, by Association members
Iowa State Teachers .....	Yes	None except by membership
Iowa, State University .....	No, except by examination and validation	Nat'l. Commission on Accrediting established to supervise
<b>Private-Operated</b>		
Briar Cliff College† .....		
Buena Vista College .....	Some	Do not know
Central College .....	Yes, on probation	Unknown
Clarke College .....	Yes	Yes, Nat'l. Commission on Accrediting
Coe College .....	Yes	No answer
Cornell College .....	No	No answer
Drake University .....	Yes, after investigation	No answer
Dubuque, University of .....	Yes, if of academic quality	No answer
Grinnell College .....	Yes, after examination	No answer
Iowa Wesleyan College .....	Yes, if from well established college	Yes
Loras College .....	Yes, if good reason for non-membership	No answer
Luther College .....	Yes, subject to progress	None known
Morningside College .....	Yes, on investigation	Yes, Nat'l. Commission on Accrediting
Parsons College .....	Not answered	
Penn (William) College .....	Not answered	
St. Ambrose College .....	Yes, if satisfactory grades later	Yes, votes by members
Simpson College .....	Yes, on trial	Yes
Upper Iowa University .....	Yes	Yes
Wartburg College .....	Usually	Yes
Westmar College .....	Yes, if later work satisfactory	None known

There are many accrediting agencies, especially regional or departmental such as Music, Teacher Education, Chemistry, etc. Generally these organizations are voluntary but admit members only when certain adopted standards are met. North Central Association of Colleges and Secondary Schools (a regional accrediting group) is in the process of revising the method of accrediting. Accrediting associations have become so numerous the National Commission on Accrediting was created by various college and university associations to supervise accrediting agencies.

† Did not file questionnaire.

## CHART NO. 46

## FOUR YEAR LIBERAL ARTS

Has any division (or course) of your curriculum received any particular or special recognition?

**Public-Operated**

Iowa State College .....	Long recognized nationally and internationally as a leading Land Grant American institution.
Iowa State Teachers .....	New undergraduate program for teacher education.
Iowa, State University .....	Not answered.

**Private-Operated**

Briar Cliff College† .....	No.
Buena Vista College .....	No answer.
Central College .....	Biology Majors, Art Department, and N.C.A. Workshops.
Clarke College .....	Not answered.
Coe College .....	Science Division, rated 14th in nation, based on number of Ph.D. scientists per 1000 students graduated.
Cornell College .....	Ford Fund Grant for study of upper divisions.
Drake University .....	No.
Dubuque, University of .....	Each department recipient of award or national recognition during past seven years.
Grinnell College .....	Science Department ranked 10th in national survey; Chemistry, by Standard Oil Co.
Iowa Wesleyan College .....	Natural Science, Philosophy, Psychology, Education and Religious Divisions.
Loras College .....	Not answered.
Luther College .....	Pre-medical, Music, History, Livestock Marketing.
Morningside College .....	Not answered.
Parsons College .....	Not answered.
Penn (William) College .....	Division of Nursing.
St. Ambrose College .....	Music, Business Administration, Teacher Training, Physical Education and Home Economics.
Simpson College .....	No.
Upper Iowa University .....	No.
Wartburg College .....	Science Department.
Westmar College .....	

† Did not file questionnaire.

## CHART NO. 47

## JUNIOR COLLEGES

Has any division (or course) of your curriculum received any particular or special recognition?

**Public-Operated**

Boone .....	No.
Burlington .....	No.
Centerville† .....	
Clarinda .....	Biological Science and Education department.
Clinton .....	Program for improving reading skills.
Creston .....	No.
Eagle Grove .....	Teacher Training, 2 year Engineering.
Ellsworth .....	No.
Emmetsburg .....	Course in Family Relations.
Estherville .....	No.
Ft. Dodge .....	Secretarial Training and Teacher Education.
Keokuk .....	No.
Marshalltown .....	No.
Mason City .....	No.
Muscatine .....	No.
Webster City .....	No.

**Private-Operated**

Graceland .....	No.
Grandview .....	General Education course.
Mt. Mercy .....	Teacher Training department.
Mt. St. Clare .....	No.
Northwestern .....	No.
Ottumwa Heights .....	No.
Waldorf .....	No.

† Did not file questionnaire.

State Library Of Iowa  
State Documents Center  
Miller Building  
Des Moines, Iowa

STATE LIBRARY OF IOWA



3 1723 02090 8406