



# 2014 IOWA YOUTH SURVEY

## Fifth Judicial District Results

Sponsored By:  
**Iowa Department of Public Health**  
Division of Behavioral Health

**Iowa Department of Human Rights**  
Division of Criminal and Juvenile Justice Planning

Prepared By:  
**Iowa Consortium for Substance Abuse Research and Evaluation**  
University of Iowa



© 2015 The University of Iowa

[www.iowayouthsurvey.iowa.gov](http://www.iowayouthsurvey.iowa.gov)

## TABLE OF CONTENTS

Overview.....	1
Objectives .....	1
Judicial District Reports.....	1
2014 Iowa Youth Survey .....	1
Profile of Participation .....	1
Survey Content .....	2
Data.....	2
Pilot Administration .....	2
Data Cleaning .....	2
Confidentiality.....	3
Data Presentation .....	3
Section I: Data Tables .....	3
Section II: Alcohol, Tobacco, and Other Drug Use Tables .....	4
Table 1. Questions Included in Alcohol, Tobacco, and Other Drug Use Tables .....	5
Section III: Construct Figures .....	5
Table 2. Questions Included in Each Construct .....	6
Additional Information .....	6
Section I. Data Tables.....	7
Section A. Demographic Characteristics .....	7
Section B. Things I Have Tried or Done and Things That Have Happened to Me.....	12
Section C. My Beliefs and Attitudes.....	56
Section D. Peer Questions .....	66
Section E. School Questions .....	73
Section F. Family Questions.....	107
Section G. Community Questions.....	117
Section II. Alcohol, Tobacco, and Other Drug Use Tables.....	131
Section III. Construct Figures .....	134
Secure and Supportive Family .....	134
Positive Family Relationships .....	134
Family Involvement and Support .....	135
Parental/Guardian Boundaries .....	136
Safe and Supportive School Climate .....	137
School Expectations/Boundaries .....	137
School Staff/Student Support .....	138
Positive Student Norms .....	139
Social Pressure to Use Substances Limited .....	140
Safe and Supportive Community .....	141
Youth Access to Substances Limited.....	141
Safe Neighborhood.....	142
Supportive Neighborhood.....	143

Socially Competent Youth .....	144
Empathy .....	144
Self-Confidence.....	145
Positive Values.....	146
Youth Successful in School.....	147
Commitment to School/Learning.....	147
Bullying .....	148
Bullying.....	148
Appendix A. Additional Iowa Youth Survey Information.....	149
Survey Content .....	149
Background.....	149
Data Interpretation .....	150
Appendix B. Counties, Participating Public School Districts and Non-Public Schools.....	152

## **Acknowledgments**

There were many individuals and organizations involved in this collaborative effort to collect youth development data from Iowa's 6th, 8th, and 11th grade students. Thank you to all who contributed to the collection and analyses of the 2014 Iowa Youth Survey data.

We wish to directly thank all the district superintendents, principals, teachers, counselors, facilitators, parents, and students for their incredible effort. Conducting the Iowa Youth Survey is a learning experience, and the knowledge gained provides the opportunity to be even more successful in subsequent years. Your comments and suggestions continue to be essential.

## **Overview**

From September 29, 2014 through November 7, 2014, the Iowa Department of Public Health (IDPH) collaborated with schools in Iowa to conduct the 2014 Iowa Youth Survey (IYS). The 2014 IYS is the fifteenth in a series of surveys that have been completed every two or three years since 1975. The survey is conducted with students in grades 6, 8, and 11 attending Iowa public and private schools. The IYS includes questions about students' behaviors, attitudes, and beliefs, as well as their perceptions of peer, family, school, neighborhood, and community environments.

## **Objectives**

The 2014 Iowa Youth Survey (IYS) Judicial District reports are designed to help local and state-level planners, community agencies, and school personnel identify youth development needs, implement relevant, targeted interventions, and assess outcomes. IYS data can assist in providing a better understanding of students in Iowa and their needs. It can also help to assess the strengths and challenges of schools, families, and communities from the young person's perspective. In addition, IYS data may be used to obtain funding for a wide variety of programs and services. The Iowa Youth Survey has proven to be a valuable resource in youth needs assessment, program development, implementation, and outcome evaluation.

Iowa Youth Survey reports can also help Iowa's judicial districts assess their relative strengths and weaknesses as well as collaborate with community providers to develop programs to meet students' needs. In addition to the judicial district reports, population-specific IYS reports are publicly available. For more information, please check the IYS website:

[www.iowayouthsurvey.iowa.gov](http://www.iowayouthsurvey.iowa.gov) for the availability of State, County, Iowa Area Education Agency (AEA), Iowa Department of Public Health Substance Abuse Prevention Service Area, and Trend reports. The total percentages provided in these additional reports, as well as the breakdowns by grade level and gender, can be compared with the respective State of Iowa report percentages to view similarities and differences by region or population.

## **Judicial District Reports**

The Judicial District reports may be subject to sampling error. The more school districts and non-public schools within the judicial district that participated in the IYS, the more likely the reported percentages are accurate estimates of the attitudes and behaviors of students that reside in the judicial district area. The absence of a majority of students from any school district or non-public school within this judicial district has the potential to produce significant bias, as we do not know if the youth who did not take the survey would have provided similar responses as the youth who did participate. All of these considerations, along with unique judicial district characteristics, should be taken into consideration when comparing to state results.

## **2014 Iowa Youth Survey**

### **Profile of Participation**

The 2014 Iowa Youth Survey was conducted via the internet and completed by students online through an electronic survey tool (SurveyMonkey) administered by the Iowa Department of Public Health. Prior to the 2014 IYS administration period, a pilot administration was conducted with 11<sup>th</sup> grade students from one school district in early September 2014.

A total of 77,139 validated records were received from students across the state. Validated records were received from 75,687 students attending public school districts, and 1,452 students attending non-public schools. Records were identified from 287 of Iowa's 338 public school districts (85%), and from 22 of the 189 non-public schools (12%) for students enrolled in

grades 6, 8, or 11. These records may represent additional districts (e.g., when districts whole grade share, when multiple districts reported the same district number, when districts shared their unique SurveyMonkey URLs, etc.). The 77,139 validated records received from students completing the IYS represented all 99 counties in Iowa. All Iowa counties were represented by a minimum of 55 IYS records. Of the 77,139 validated records, 12,229 records were from students residing in a county in this judicial district. Data in this report assume each record represents one student. In general, the higher the percentage of students completing the IYS in a judicial district, the more likely the data are representative of students in grades 6, 8, and 11 in that judicial district. A list of public school districts and non-public schools that students residing in this judicial district identified attending is provided in Appendix B on page 152.

### **Survey Content**

The 2014 Iowa Youth Survey contains 219 questions and is divided into seven sections (A-G).

- Section A. Demographic Characteristics (9 questions)
- Section B. Things I Have Tried or Done and Things That Have Happened To Me (69 questions)
- Section C. My Beliefs and Attitudes (18 questions)
- Section D. Peer Questions (12 questions)
- Section E. School Questions (65 questions)
- Section F. Family Questions (20 questions)
- Section G. Community Questions (26 questions)

The appropriateness of any comparison between the 2014 IYS to surveys from previous years must be considered question by question. In some cases, the question numbers have changed from year to year. The question wording, response options, and time frames may also have changed. Trend analyses should be considered exploratory at best. If comparisons are made, the results may *appear* to be significantly different, for better or worse, from the reports generated by previous surveys. However, this appearance may be due to differences in question and response wording and the representativeness of the sample rather than actual changes in Iowa's youth.

### **Data**

#### **Pilot Administration**

Following the pilot administration, Consortium staff identified and corrected errors in the electronic version of the survey before opening administration to public school districts and non-public schools. The modifications may have potentially affected one grade in one school. Extensive analyses on these 398 responses were conducted and provided no evidence that the survey corrections affected the data.

#### **Data Cleaning**

A total of 80,407 IYS records were received. During the data cleaning process, 3,268 records were removed, leaving a total of 77,139 validated Iowa Youth Survey records. Unique survey links were assigned to each individual school district and private school. Data cleaning included cross referencing information within survey records by identifying links used by school districts and comparing with the school district and building code entered by the students. Internet protocol (IP) addresses were collected automatically with each record and were used to identify errant records. Date and time checks were also used. Census information obtained from school districts and private schools following survey administration was reviewed to identify and assist with solving issues with survey data. School districts and private schools were consulted for assistance in identifying valid records. Analyses were performed to identify records with no

responses recorded in Sections B through G (i.e., the non-demographic content of the survey). Since it was possible for a student to simply refuse to answer any question by leaving it blank, not all of the records with missing responses were removed. Records were removed for reasons including technical issues encountered by schools during IYS administration and students starting the survey over, students retaking the survey after failing to finish on their first attempt, students not in grades 6, 8, or 11 taking the survey, invalid records from teachers, parents, or others reviewing the survey using a link intended only for students, and schools re-administering the survey to groups of students who were provided incorrect values for county and district and building codes.

Six questions in the 2014 IYS are identified as skip questions (B15, B16, B29, B39, B52, and B68). If a student answers “never” or “no” to a skip question, subsequent questions related to the skip question are passed over and the survey advances to the next applicable question. Responses for the skipped questions are set to “no” or a negative response during the data cleaning process. In the process of data cleaning, some records may have included a “no” or “never” response to a skip question, however had affirmative responses to the following related skipped questions. These situations may have occurred if a respondent first answered “yes” to a skip question, began answering the following questions, and then went back to change their response to the skip question to “no.” In the process of data cleaning, if the “no” response to the skip question and the follow-up questions that were answered were all “no” or in the negative, the responses stand and the rest of the skipped questions were set to reflect negative or “no” responses. If the skip question is answered with a “no” and at least one follow-up question was answered with a “yes” or in the affirmative, the skip question response was converted to “yes” and all other follow-up questions were left as is (blanks were left as missing).

### **Confidentiality**

Since judicial reports present data from fewer students than the State of Iowa report, several steps were taken to protect confidentiality. While there is no way for an individual student to be connected with his or her particular responses, there are circumstances in which all or nearly all students may be connected to a particular behavior or attitude. This may increase the likelihood of someone making inferences about individual students from the data. For example, if all 11th graders in a judicial district reported that they used alcohol, essentially every 11th grade student can be identified as using alcohol. Therefore, certain questions and accompanying responses, such as past thirty day use of alcohol, were identified as sensitive. For this subset of questions, any time 10% or fewer of the students do not respond in the *least* sensitive manner, the response data for that question will not be reported. Instead, an asterisk ( \* ) will appear in place of the percent. For example, if 90% or more of the students responded that they used alcohol in the past 30 days, data in the column will be replaced with the asterisk symbol to aid in protecting confidentiality. Additionally, when the total number of students responding to a question is small, it may be easier to make an assumption about how a particular student or group of students might have responded. Therefore, any time 15 or fewer students responded to a particular question, the asterisk symbol will appear in all response cells in that column. Similarly, in the construct figures, bars for that population will not be present.

### **Data Presentation**

#### **Section I: Data Tables**

Data provided in the data tables include the responses to questions that appear in the 2014 Iowa Youth Survey. The judicial district data are presented in the first portion of the table for each question, followed by state results for the same question. Two hundred sixteen of the 219 IYS questions are presented on pages 7 through 130; the first three questions regarding county number, school district number, and building number are not included in this report. The

questions and responses provided in this report are written verbatim as they appeared in the 2014 survey. Each table contains 25 columns. All percentages are rounded; “0%” appearing in any column represents anything less than 0.5% (including 0 or none). Due to rounding, percentages may not add up to exactly 100%.

The first row of the data tables describes the type of IYS report (i.e., judicial district results on the left and state results on the right). The second row provides the question followed by the 2014 IYS section and question number. Below the question number in the first column are rows containing all possible response options provided on the IYS for that particular question. All percentages in the response rows are based on the number of students who answered that question; missing responses are not included in the calculation. The final row in the table provides the total percentage of all students in that column who responded to the particular question. A low percentage in the last row indicates that some students did not answer that question. In general, the higher the percentage responding, the more likely the responses are representative of students in the judicial district. Several data tables on pages 7 through 130 (for questions B17, B34 – B38, and B42 – B50) have an additional row that summarizes all response options that indicate any substance use.

The second through fourth columns below the IYS question, titled “6th Grade,” are percentages based on all of the students in the judicial district who answered the question and reported that they were in grade 6. The “TOTAL” column combines all responses (including missing responses for gender), and is followed by data separated for male and female respondents.

Columns five through seven, titled “8th Grade,” provide the data described as above for students reporting they were in grade 8. Columns eight through ten, titled “11th Grade,” present the same data for students reporting they were in grade 11.

Columns eleven through thirteen, titled “All Grades,” include the percentage of all students who reported each of the responses. The results in this column include all of the students in the previous nine columns.

Columns fourteen through twenty-five provide the same information as columns two through thirteen for all students in Iowa.

## **Section II: Alcohol, Tobacco, and Other Drug Use Tables**

The prevalence of alcohol, tobacco, and other drug (ATOD) use is presented in three tables on pages 131 through 133. Data in the tables include students who indicated current use (use during the past 30 days) as well as students who indicated ever using. All results in the ATOD tables indicate the percentage of records (or students) indicating use; any indication of use for any of the questions associated with that particular substance were coded as use. In accordance with computations in previous IYS reports, if all other responses in the record indicated no use, responses containing missing data were also coded as no use. Also consistent with previous IYS reports, if all responses were missing, the record is considered to indicate no use. Therefore, students who left a question blank are included in the denominator used to calculate the percentage of students who reported use. Questions included in the “Drug Use: Current” and “Drug Use: Ever” categories in the ATOD tables vary each survey year, depending on what questions are included in the IYS. Caution is recommended when comparing across survey years, with a careful review of component questions suggested. Consistent with the data tables, data are provided for students in the judicial district, followed by data presented for all records in Iowa for the same question. The questions associated with alcohol use, tobacco use, and drug use are presented in Table 1 on the following page.



**Table 1. Questions Included in Alcohol, Tobacco, and Other Drug Use Tables**

<b>ALCOHOL, TOBACCO, AND OTHER DRUG USE</b>	<b>ASSOCIATED QUESTIONS</b>
<b>ALCOHOL USE</b>	
Alcohol Use: Current (Past 30 Day Use)	B16, B17, B18, B19, B20, B21
Alcohol Use: Ever	B15, B16, B17, B18, B19, B20, B21
<b>TOBACCO USE</b>	
Tobacco Use: Current (Past 30 Day Use)	B30, B34, B35, B36, B37
Tobacco Use: Ever	B29, B30, B31, B32, B33, B34, B35, B36, B37
Cigarette Use: Current (Past 30 Day Use)	B30, B34
Cigarette Use: Ever	B30, B31, B32, B34
Cigar Use: Current	B35
Smokeless Tobacco Use: Current	B36
Smokeless Tobacco Use: Ever	B33, B36
Dissolvable Tobacco Use: Current	B37
<b>ELECTRONIC CIGARETTE USE</b>	
Electronic Cigarette Use: Current	B38
<b>DRUG USE</b>	
Drug Use: Current (Past 30 Day Use)	B40, B42, B43, B44, B45, B46, B47, B48, B49, B50
Drug Use: Ever	B39, B40, B41, B42, B43, B44, B45, B46, B47, B48, B49, B50, B51

**Section III: Construct Figures**

Key youth-development constructs provide summary measures based on the responses to a combination of two or more questions. Constructs are organized in key domains. In 2014, three constructs were eliminated due to significant changes to component questions or responses. This change also eliminated one framework domain.

Data for selected questions are combined and presented in 15 figures on pages 134 through 148. Data in the construct figures represents students from the judicial district. Results are reported with the blue shaded portion of the bar (on the left) representing the percent of respondents who responded favorably to all of the questions involved in computing a particular construct. The orange shaded portion of the bar (on the right) represents the percent of respondents who responded unfavorably to at least one question associated with that construct. Some bars with equal percentages will not appear to be the same length because the bars represent exact percents and the percentage shown is rounded to the nearest integer. Due to rounding, percentages may not add up to exactly 100%. A list of questions and responses associated with each construct follows the construct figure. Unless noted, all response options for questions in each construct were the same.

Records containing missing response data for any question that is part of a construct were not included in the tabulation for that particular construct. A listing of the framework domains, constructs, and associated questions is presented in Table 2 on the following page.

**Table 2. Questions Included in Each Construct**

<b>DOMAINS AND CONSTRUCTS</b>	<b>ASSOCIATED QUESTIONS</b>
<b>SECURE AND SUPPORTIVE FAMILY</b>	
Positive Family Relationships	F2, F4, F5, F6
Family Involvement and Support	F7, F8, F9, F10, F11, F12
Parental/Guardian Boundaries	E37, F1
<b>SAFE AND SUPPORTIVE SCHOOL CLIMATE</b>	
School Expectations/Boundaries	E33, E34, E35, E36, E55
School Staff/Student Support	E43, E44, E45, E49, E54, E56
Positive Student Norms	D5, D6, D7, D9, D10, E41
Social Pressure to Use Substances Limited	D1, D2, D3, D4
<b>SAFE AND SUPPORTIVE COMMUNITY</b>	
Youth Access to Substances Limited	G1, G2, G3, G4, G5, G6
Safe Neighborhood	G18, G19
Supportive Neighborhood	G20, G21, G22, G24, G25, G26
<b>SOCIALLY COMPETENT YOUTH</b>	
Empathy	C1, C2, C3
Self-Confidence	E27, E28, E29, E30
Positive Values	C8, E24, E25, E26
<b>YOUTH SUCCESSFUL IN SCHOOL</b>	
Commitment to School/Learning	E51, E52, E53, E57
<b>BULLYING</b>	
Bullying	E12, E13, E14, E15, E16, E17, E19, E20

**Additional Information**

For more information about the Iowa Youth Survey, including the background and changes through the years, refer to Appendix A on page 149. To obtain more detail regarding Iowa Youth Survey procedures or for answers to general questions, please visit: [www.iowayouthsurvey.iowa.gov](http://www.iowayouthsurvey.iowa.gov). For additional information, use the “Contact Us” link found in the upper right corner of the webpage. While resources are limited, every effort will be made to promptly respond to requests.

**Section I. Data Tables**

The “Total” columns may contain responses from additional records, including records with missing responses for gender or grade.

Iowa Youth Survey • 2014 Judicial District Results												Iowa Youth Survey • 2014 State of Iowa Results											
Number of Validated 2014 Iowa Youth Survey Records																							
6th Grade			8th Grade			11th Grade			All Grades			6th Grade			8th Grade			11th Grade			All Grades		
TOTAL	M	F	TOTAL	M	F	TOTAL	M	F	TOTAL	M	F	TOTAL	M	F	TOTAL	M	F	TOTAL	M	F	TOTAL	M	F
4102	2022	2065	4061	1994	2051	4065	2075	1971	12229	6092	6087	26117	13182	12766	26443	13295	13003	24464	12321	12009	77139	38815	37803

**Section A. Demographic Characteristics**

Iowa Youth Survey • 2014 Judicial District Results												Iowa Youth Survey • 2014 State of Iowa Results												
In what grade of school are you?																								
IYS Question A4	6th Grade			8th Grade			11th Grade			All Grades			6th Grade			8th Grade			11th Grade			All Grades		
	TOTAL	M	F	TOTAL	M	F	TOTAL	M	F	TOTAL	M	F	TOTAL	M	F	TOTAL	M	F	TOTAL	M	F	TOTAL	M	F
6th	100%	100%	100%	0%	0%	0%	0%	0%	0%	34%	33%	34%	100%	100%	100%	0%	0%	0%	0%	0%	0%	34%	34%	34%
8th	0%	0%	0%	100%	100%	100%	0%	0%	0%	33%	33%	34%	0%	0%	0%	100%	100%	100%	0%	0%	0%	34%	34%	34%
11th	0%	0%	0%	0%	0%	0%	100%	100%	100%	33%	34%	32%	0%	0%	0%	0%	0%	0%	100%	100%	100%	32%	32%	32%
Percent who answered question	100%	100%	100%	100%	100%	100%	100%	100%	100%	100%	100%	100%	100%	100%	100%	100%	100%	100%	99%	99%	100%	100%	100%	100%

An asterisk ( \* ) will be present in cells where 15 or fewer students answered a question, or if 10% or fewer students did not respond in the *least* sensitive manner for select questions.

Iowa Youth Survey • 2014 Judicial District Results													Iowa Youth Survey • 2014 State of Iowa Results												
What is your current age?																									
IYS Question A5	6th Grade			8th Grade			11th Grade			All Grades			6th Grade			8th Grade			11th Grade			All Grades			
	TOTAL	M	F	TOTAL	M	F	TOTAL	M	F	TOTAL	M	F	TOTAL	M	F	TOTAL	M	F	TOTAL	M	F	TOTAL	M	F	
9 or Under	0%	0%	0%	0%	0%	0%	0%	0%	0%	0%	0%	0%	0%	0%	0%	0%	0%	0%	0%	0%	0%	0%	0%	0%	0%
10	1%	0%	1%	0%	0%	0%	0%	0%	0%	0%	0%	0%	1%	0%	1%	0%	0%	0%	0%	0%	0%	0%	0%	0%	0%
11	73%	68%	78%	0%	0%	0%	0%	0%	0%	25%	23%	27%	71%	66%	76%	0%	0%	0%	0%	0%	0%	24%	23%	26%	
12	25%	31%	20%	0%	1%	0%	0%	0%	0%	9%	10%	7%	27%	32%	23%	1%	1%	1%	0%	0%	0%	10%	11%	8%	
13	1%	1%	0%	73%	67%	78%	0%	0%	0%	24%	22%	27%	1%	1%	0%	71%	65%	76%	0%	0%	0%	25%	23%	26%	
14	0%	0%	0%	26%	31%	21%	0%	0%	0%	9%	10%	7%	0%	0%	0%	28%	33%	23%	0%	0%	0%	10%	11%	8%	
15	0%	0%	0%	0%	0%	0%	1%	1%	1%	0%	0%	0%	0%	0%	0%	0%	0%	0%	1%	1%	1%	0%	0%	0%	
16	0%	0%	0%	0%	0%	0%	73%	68%	79%	24%	23%	26%	0%	0%	0%	0%	0%	0%	71%	66%	76%	22%	21%	24%	
17	0%	0%	0%	0%	0%	0%	24%	29%	18%	8%	10%	6%	0%	0%	0%	0%	0%	0%	27%	31%	22%	8%	10%	7%	
18+	0%	0%	0%	0%	0%	0%	1%	2%	1%	0%	1%	0%	0%	0%	0%	0%	0%	0%	1%	1%	1%	0%	0%	0%	
Percent who answered question	100%	100%	100%	100%	100%	100%	100%	100%	100%	100%	100%	100%	100%	100%	100%	100%	100%	100%	100%	100%	100%	100%	100%	100%	

Iowa Youth Survey • 2014 Judicial District Results													Iowa Youth Survey • 2014 State of Iowa Results											
Are you male or female?																								
IYS Question A6	6th Grade			8th Grade			11th Grade			All Grades			6th Grade			8th Grade			11th Grade			All Grades		
	TOTAL	M	F	TOTAL	M	F	TOTAL	M	F	TOTAL	M	F	TOTAL	M	F	TOTAL	M	F	TOTAL	M	F	TOTAL	M	F
Male	49%	100%	0%	49%	100%	0%	51%	100%	0%	50%	100%	0%	51%	100%	0%	51%	100%	0%	51%	100%	0%	51%	100%	0%
Female	51%	0%	100%	51%	0%	100%	49%	0%	100%	50%	0%	100%	49%	0%	100%	49%	0%	100%	49%	0%	100%	49%	0%	100%
Percent who answered question	100%	100%	100%	100%	100%	100%	100%	100%	100%	100%	100%	100%	99%	100%	100%	99%	100%	100%	99%	100%	100%	99%	100%	100%

An asterisk ( \* ) will be present in cells where 15 or fewer students answered a question, or if 10% or fewer students did not respond in the *least* sensitive manner for select questions.

Iowa Youth Survey • 2014 Judicial District Results													Iowa Youth Survey • 2014 State of Iowa Results											
Would you describe yourself as?																								
IYS Question A7	6th Grade			8th Grade			11th Grade			All Grades			6th Grade			8th Grade			11th Grade			All Grades		
	TOTAL	M	F	TOTAL	M	F	TOTAL	M	F	TOTAL	M	F	TOTAL	M	F	TOTAL	M	F	TOTAL	M	F	TOTAL	M	F
White	84%	85%	83%	84%	84%	84%	84%	82%	86%	84%	84%	84%	78%	78%	78%	79%	79%	79%	82%	81%	83%	80%	79%	80%
Black or African American	3%	3%	3%	3%	3%	2%	3%	3%	2%	3%	3%	2%	4%	5%	4%	4%	5%	4%	4%	4%	3%	4%	4%	4%
American Indian or Alaska Native	1%	1%	1%	1%	1%	1%	0%	1%	0%	1%	1%	1%	1%	1%	1%	1%	1%	1%	1%	1%	1%	1%	1%	1%
Asian/Pacific Islander	3%	3%	3%	3%	3%	3%	3%	3%	3%	3%	3%	3%	2%	2%	2%	2%	2%	2%	2%	2%	2%	2%	2%	2%
Ethnicity: Hispanic or Latino	4%	3%	4%	4%	4%	5%	5%	5%	4%	4%	4%	4%	7%	7%	7%	7%	6%	7%	6%	6%	6%	6%	6%	7%
Mixed or Multiple Races	4%	4%	4%	5%	5%	5%	4%	5%	4%	5%	4%	5%	6%	6%	6%	6%	6%	6%	5%	5%	5%	6%	6%	6%
Some Other Race	1%	1%	1%	1%	1%	1%	1%	2%	1%	1%	1%	1%	1%	1%	1%	1%	1%	1%	1%	1%	1%	1%	1%	1%
Percent who answered question	99%	99%	100%	99%	100%	100%	100%	100%	100%	100%	100%	100%	99%	99%	99%	100%	100%	100%	100%	100%	100%	99%	99%	100%

Note: The Asian/Pacific Islander race category includes: Asian Indian, Chinese, Filipino, Japanese, Korean, Vietnamese, Native Hawaiian, Guamanian or Chamorro, Samoan, Other Asian, and Other Pacific Islander.

The Hispanic or Latino ethnicity categories include: Mexican-American, Cuban, Puerto Rican, Chicano, etc.

Iowa Youth Survey • 2014 Judicial District Results													Iowa Youth Survey • 2014 State of Iowa Results											
Where are you now living?																								
IYS Question A8	6th Grade			8th Grade			11th Grade			All Grades			6th Grade			8th Grade			11th Grade			All Grades		
	TOTAL	M	F	TOTAL	M	F	TOTAL	M	F	TOTAL	M	F	TOTAL	M	F	TOTAL	M	F	TOTAL	M	F	TOTAL	M	F
With 1 parent	15%	13%	16%	17%	17%	16%	21%	20%	22%	18%	17%	18%	17%	16%	19%	20%	19%	21%	22%	22%	23%	20%	19%	21%
With 2 parents	80%	82%	78%	78%	77%	79%	73%	74%	72%	77%	78%	76%	77%	78%	76%	75%	76%	74%	72%	73%	71%	75%	76%	74%
With grandparents or other relatives	2%	2%	2%	2%	2%	2%	2%	2%	3%	2%	2%	2%	2%	2%	2%	2%	2%	2%	2%	2%	2%	2%	2%	2%
With foster parents	0%	0%	0%	0%	0%	0%	0%	0%	0%	0%	0%	0%	0%	0%	0%	0%	0%	0%	0%	0%	0%	0%	0%	0%
In shelter care	0%	0%	0%	0%	0%	0%	0%	0%	0%	0%	0%	0%	0%	0%	0%	0%	0%	0%	0%	0%	0%	0%	0%	0%
In a residential group or home	0%	0%	0%	0%	0%	0%	0%	0%	0%	0%	0%	0%	0%	0%	0%	0%	0%	0%	0%	0%	0%	0%	0%	0%
Independent living	0%	0%	0%	0%	0%	0%	0%	0%	0%	0%	0%	0%	0%	0%	0%	0%	0%	0%	0%	0%	0%	0%	0%	0%
Other	3%	3%	3%	3%	3%	3%	2%	2%	3%	3%	3%	3%	3%	3%	3%	2%	2%	3%	2%	2%	2%	3%	2%	3%
Percent who answered question	99%	99%	99%	100%	100%	100%	100%	100%	99%	99%	100%	99%	99%	99%	99%	100%	100%	100%	100%	100%	100%	99%	100%	100%

Iowa Youth Survey • 2014 Judicial District Results												Iowa Youth Survey • 2014 State of Iowa Results												
I have a parent in the military who:																								
IYS Question A9	6th Grade			8th Grade			11th Grade			All Grades			6th Grade			8th Grade			11th Grade			All Grades		
	TOTAL	M	F	TOTAL	M	F	TOTAL	M	F	TOTAL	M	F	TOTAL	M	F	TOTAL	M	F	TOTAL	M	F	TOTAL	M	F
Is currently away from home because of military service and has been gone more than two weeks	1%	1%	0%	1%	1%	0%	0%	1%	0%	1%	1%	0%	1%	1%	1%	1%	1%	1%	0%	0%	1%	1%	1%	1%
Returned home after being away for more than two weeks because of military service in the last year	2%	2%	2%	1%	1%	1%	1%	1%	1%	1%	2%	1%	2%	2%	1%	1%	1%	1%	1%	1%	1%	2%	1%	1%
Is in the military but has not been away from home for more than two weeks because of military service in the last year	2%	2%	2%	2%	2%	2%	2%	2%	2%	2%	2%	2%	2%	2%	2%	1%	2%	2%	2%	2%	2%	2%	2%	2%
I do not have a parent in the military	96%	95%	96%	96%	96%	96%	97%	97%	97%	96%	96%	96%	96%	95%	96%	97%	96%	97%	97%	97%	97%	96%	96%	97%
Percent who answered question	92%	91%	94%	97%	96%	98%	98%	98%	99%	96%	95%	97%	92%	91%	94%	96%	95%	98%	98%	97%	98%	95%	95%	96%

## Section B. Things I Have Tried or Done and Things That Have Happened to Me

Iowa Youth Survey • 2014 Judicial District Results													Iowa Youth Survey • 2014 State of Iowa Results											
On the average <u>during the school year</u> , how many <u>hours per week</u> do you spend: Working in a paid job?																								
IYS Question B1	6th Grade			8th Grade			11th Grade			All Grades			6th Grade			8th Grade			11th Grade			All Grades		
	TOTAL	M	F	TOTAL	M	F	TOTAL	M	F	TOTAL	M	F	TOTAL	M	F	TOTAL	M	F	TOTAL	M	F	TOTAL	M	F
0 hours	85%	82%	87%	79%	75%	82%	42%	43%	40%	68%	66%	70%	81%	78%	84%	77%	74%	80%	42%	42%	42%	67%	65%	69%
1–2 hours	9%	10%	8%	12%	14%	10%	6%	5%	6%	9%	10%	8%	11%	12%	10%	11%	12%	10%	6%	6%	5%	9%	10%	8%
3–5 hours	3%	4%	3%	6%	7%	5%	9%	8%	9%	6%	7%	6%	4%	5%	4%	7%	7%	6%	9%	9%	10%	7%	7%	7%
6–8 hours	1%	2%	1%	2%	2%	2%	11%	10%	12%	5%	5%	5%	2%	2%	1%	3%	3%	2%	10%	9%	11%	5%	5%	5%
9–10 hours	0%	0%	0%	1%	1%	0%	8%	6%	9%	3%	3%	3%	1%	1%	1%	1%	1%	1%	8%	7%	9%	3%	3%	3%
11 or more hours	1%	1%	1%	1%	1%	1%	25%	27%	24%	9%	10%	8%	1%	2%	1%	1%	2%	1%	25%	27%	24%	9%	10%	8%
Percent who answered question	95%	95%	95%	98%	98%	98%	99%	99%	99%	97%	97%	98%	95%	95%	96%	98%	98%	99%	99%	99%	99%	97%	97%	98%



Iowa Youth Survey • 2014 Judicial District Results												Iowa Youth Survey • 2014 State of Iowa Results												
On the average during the school year, how many hours per week do you spend: Outside of school with no adult supervision?																								
IYS Question B2	6th Grade			8th Grade			11th Grade			All Grades			6th Grade			8th Grade			11th Grade			All Grades		
	TOTAL	M	F	TOTAL	M	F	TOTAL	M	F	TOTAL	M	F	TOTAL	M	F	TOTAL	M	F	TOTAL	M	F	TOTAL	M	F
0 hours	32%	31%	34%	16%	16%	17%	7%	7%	7%	18%	18%	19%	33%	30%	36%	18%	17%	18%	7%	7%	7%	19%	18%	20%
1–2 hours	43%	41%	45%	40%	37%	43%	20%	19%	21%	34%	32%	36%	41%	40%	42%	38%	36%	40%	20%	19%	21%	33%	32%	34%
3–5 hours	15%	17%	14%	24%	26%	23%	27%	26%	28%	22%	23%	22%	16%	18%	14%	25%	25%	24%	28%	26%	29%	23%	23%	22%
6–8 hours	4%	5%	4%	9%	11%	8%	20%	19%	20%	11%	12%	11%	5%	6%	4%	10%	10%	9%	18%	18%	18%	11%	11%	10%
9–10 hours	2%	2%	1%	4%	4%	4%	9%	9%	10%	5%	5%	5%	2%	2%	1%	4%	4%	4%	10%	9%	10%	5%	5%	5%
11 or more hours	3%	4%	3%	6%	7%	5%	17%	20%	15%	9%	10%	7%	3%	4%	2%	6%	7%	5%	17%	20%	15%	9%	10%	7%
Percent who answered question	95%	95%	95%	97%	97%	97%	98%	98%	98%	97%	97%	97%	95%	95%	95%	97%	97%	98%	97%	97%	97%	96%	96%	97%

Iowa Youth Survey • 2014 Judicial District Results												Iowa Youth Survey • 2014 State of Iowa Results												
On the average during the school year, how many hours per week do you spend: Volunteering either by helping others or helping improve your school or community?																								
IYS Question B3	6th Grade			8th Grade			11th Grade			All Grades			6th Grade			8th Grade			11th Grade			All Grades		
	TOTAL	M	F	TOTAL	M	F	TOTAL	M	F	TOTAL	M	F	TOTAL	M	F	TOTAL	M	F	TOTAL	M	F	TOTAL	M	F
0 hours	58%	63%	54%	55%	61%	49%	43%	49%	37%	52%	57%	46%	56%	60%	53%	55%	60%	49%	43%	49%	37%	52%	57%	46%
1–2 hours	32%	28%	36%	34%	30%	37%	39%	35%	42%	35%	31%	38%	33%	30%	36%	34%	30%	38%	38%	35%	42%	35%	31%	38%
3–5 hours	7%	6%	8%	8%	6%	10%	13%	11%	14%	9%	8%	11%	8%	7%	8%	8%	7%	9%	12%	10%	14%	9%	8%	10%
6–8 hours	2%	2%	2%	2%	2%	2%	3%	2%	4%	2%	2%	3%	2%	2%	2%	2%	2%	2%	4%	3%	4%	2%	2%	3%
9–10 hours	0%	1%	0%	0%	0%	1%	1%	1%	1%	1%	1%	1%	1%	1%	0%	1%	1%	1%	1%	1%	1%	1%	1%	1%
11 or more hours	1%	1%	1%	1%	1%	1%	2%	2%	2%	1%	1%	1%	1%	1%	1%	1%	1%	1%	2%	2%	2%	1%	1%	1%
Percent who answered question	94%	94%	94%	97%	96%	97%	98%	97%	98%	96%	96%	96%	94%	94%	94%	97%	97%	98%	97%	97%	98%	96%	96%	96%

An asterisk ( \* ) will be present in cells where 15 or fewer students answered a question, or if 10% or fewer students did not respond in the least sensitive manner for select questions.

Iowa Youth Survey • 2014 Judicial District Results													Iowa Youth Survey • 2014 State of Iowa Results											
On the average during the school year, how many hours per week do you spend: Participating in extra-curricular activities <u>at school or outside of school</u> (sports, music, clubs, 4-H, scouts, etc.)?																								
IYS Question B4	6th Grade			8th Grade			11th Grade			All Grades			6th Grade			8th Grade			11th Grade			All Grades		
	TOTAL	M	F	TOTAL	M	F	TOTAL	M	F	TOTAL	M	F	TOTAL	M	F	TOTAL	M	F	TOTAL	M	F	TOTAL	M	F
0 hours	17%	21%	14%	15%	17%	13%	21%	22%	21%	18%	20%	16%	22%	24%	19%	18%	20%	15%	22%	23%	22%	20%	22%	18%
1–2 hours	37%	36%	39%	28%	30%	26%	18%	17%	18%	28%	27%	28%	37%	35%	39%	29%	29%	29%	17%	16%	18%	28%	27%	29%
3–5 hours	26%	25%	27%	25%	23%	27%	19%	19%	18%	23%	22%	24%	24%	23%	25%	24%	22%	26%	19%	19%	19%	22%	21%	24%
6–8 hours	10%	10%	11%	15%	13%	16%	13%	11%	15%	13%	11%	14%	9%	9%	9%	13%	12%	14%	12%	11%	14%	11%	11%	12%
9–10 hours	3%	3%	4%	9%	9%	9%	10%	9%	10%	7%	7%	8%	3%	3%	3%	7%	7%	7%	10%	9%	10%	7%	6%	7%
11 or more hours	6%	6%	6%	9%	9%	9%	20%	22%	18%	12%	13%	11%	5%	6%	5%	9%	10%	8%	20%	22%	18%	11%	12%	10%
Percent who answered question	96%	96%	96%	98%	98%	98%	99%	99%	99%	98%	98%	98%	96%	96%	96%	98%	98%	99%	98%	98%	99%	97%	97%	98%

Iowa Youth Survey • 2014 Judicial District Results													Iowa Youth Survey • 2014 State of Iowa Results											
On the average during the school year, how many hours per week do you spend: Reading just for fun?																								
IYS Question B5	6th Grade			8th Grade			11th Grade			All Grades			6th Grade			8th Grade			11th Grade			All Grades		
	TOTAL	M	F	TOTAL	M	F	TOTAL	M	F	TOTAL	M	F	TOTAL	M	F	TOTAL	M	F	TOTAL	M	F	TOTAL	M	F
0 hours	28%	35%	20%	40%	51%	30%	52%	64%	39%	40%	50%	30%	28%	36%	21%	41%	52%	30%	52%	64%	40%	41%	50%	30%
1–2 hours	50%	47%	53%	39%	35%	42%	30%	24%	36%	39%	35%	44%	50%	47%	54%	39%	34%	44%	30%	25%	36%	40%	35%	45%
3–5 hours	13%	11%	16%	11%	9%	14%	10%	7%	13%	12%	9%	14%	12%	10%	15%	11%	8%	14%	10%	7%	13%	11%	9%	14%
6–8 hours	4%	3%	6%	5%	3%	7%	4%	2%	6%	5%	3%	6%	4%	3%	5%	4%	2%	6%	4%	2%	5%	4%	3%	5%
9–10 hours	1%	1%	2%	2%	1%	2%	1%	1%	2%	1%	1%	2%	2%	1%	2%	2%	1%	2%	2%	1%	3%	2%	1%	2%
11 or more hours	3%	2%	4%	3%	2%	5%	3%	2%	3%	3%	2%	4%	3%	3%	4%	3%	2%	4%	2%	2%	3%	3%	2%	4%
Percent who answered question	97%	96%	97%	98%	97%	99%	99%	99%	99%	98%	98%	98%	96%	96%	97%	98%	98%	99%	98%	98%	99%	98%	98%	98%

An asterisk ( \* ) will be present in cells where 15 or fewer students answered a question, or if 10% or fewer students did not respond in the *least* sensitive manner for select questions.

Iowa Youth Survey • 2014 Judicial District Results													Iowa Youth Survey • 2014 State of Iowa Results											
On the average during the school year, how many hours per week do you spend: At religious services, programs, or activities?																								
IYS Question B6	6th Grade			8th Grade			11th Grade			All Grades			6th Grade			8th Grade			11th Grade			All Grades		
	TOTAL	M	F	TOTAL	M	F	TOTAL	M	F	TOTAL	M	F	TOTAL	M	F	TOTAL	M	F	TOTAL	M	F	TOTAL	M	F
0 hours	36%	38%	34%	37%	39%	35%	50%	51%	48%	41%	43%	39%	39%	41%	38%	41%	43%	38%	50%	51%	48%	43%	45%	41%
1–2 hours	45%	44%	46%	40%	40%	40%	31%	31%	31%	39%	38%	39%	44%	42%	45%	40%	40%	41%	33%	33%	33%	39%	38%	40%
3–5 hours	15%	14%	15%	17%	16%	19%	15%	13%	16%	15%	14%	17%	13%	13%	13%	15%	13%	16%	13%	11%	14%	14%	12%	15%
6–8 hours	2%	2%	3%	3%	3%	3%	3%	3%	3%	3%	3%	3%	2%	2%	2%	2%	2%	3%	3%	2%	3%	2%	2%	3%
9–10 hours	1%	0%	1%	1%	1%	1%	1%	1%	1%	1%	1%	1%	1%	1%	1%	1%	1%	1%	1%	1%	1%	1%	1%	1%
11 or more hours	1%	1%	1%	2%	1%	2%	1%	1%	1%	1%	1%	1%	1%	1%	1%	1%	1%	1%	1%	1%	1%	1%	1%	1%
Percent who answered question	95%	95%	95%	98%	97%	98%	99%	98%	99%	97%	97%	97%	94%	94%	95%	98%	98%	98%	98%	98%	99%	97%	97%	97%

Iowa Youth Survey • 2014 Judicial District Results													Iowa Youth Survey • 2014 State of Iowa Results											
On the average during the school year, how many hours per week do you spend: Doing school assignments or homework outside of school hours?																								
IYS Question B7	6th Grade			8th Grade			11th Grade			All Grades			6th Grade			8th Grade			11th Grade			All Grades		
	TOTAL	M	F	TOTAL	M	F	TOTAL	M	F	TOTAL	M	F	TOTAL	M	F	TOTAL	M	F	TOTAL	M	F	TOTAL	M	F
0 hours	11%	15%	8%	9%	12%	6%	9%	13%	5%	10%	13%	6%	10%	13%	7%	10%	14%	6%	9%	13%	5%	10%	13%	6%
1–2 hours	72%	70%	73%	64%	67%	62%	41%	45%	36%	59%	61%	57%	72%	71%	74%	64%	64%	64%	42%	47%	38%	60%	61%	59%
3–5 hours	13%	12%	14%	19%	15%	23%	28%	25%	31%	20%	17%	22%	13%	11%	14%	18%	16%	21%	27%	24%	30%	19%	17%	22%
6–8 hours	3%	2%	3%	5%	3%	7%	12%	10%	16%	7%	5%	8%	3%	3%	3%	5%	4%	6%	12%	9%	14%	6%	5%	8%
9–10 hours	1%	1%	1%	2%	1%	2%	5%	4%	7%	3%	2%	3%	1%	1%	1%	1%	1%	2%	5%	3%	7%	2%	2%	3%
11 or more hours	1%	1%	1%	1%	1%	1%	5%	4%	6%	2%	2%	3%	1%	1%	1%	1%	1%	1%	5%	4%	6%	2%	2%	3%
Percent who answered question	97%	96%	97%	98%	98%	98%	99%	98%	99%	98%	98%	98%	97%	96%	97%	98%	98%	99%	98%	98%	99%	98%	98%	98%

Iowa Youth Survey • 2014 Judicial District Results													Iowa Youth Survey • 2014 State of Iowa Results											
On the average during the school year, how many hours per week do you spend: Playing electronic games on a computer, TV, phone, or other device?																								
IYS Question B8	6th Grade			8th Grade			11th Grade			All Grades			6th Grade			8th Grade			11th Grade			All Grades		
	TOTAL	M	F	TOTAL	M	F	TOTAL	M	F	TOTAL	M	F	TOTAL	M	F	TOTAL	M	F	TOTAL	M	F	TOTAL	M	F
0 hours	8%	6%	9%	6%	5%	7%	12%	9%	16%	9%	7%	10%	8%	6%	9%	6%	6%	6%	11%	9%	13%	8%	7%	10%
1–2 hours	44%	40%	49%	37%	36%	38%	30%	29%	31%	37%	35%	39%	44%	40%	48%	35%	35%	36%	31%	31%	32%	37%	35%	38%
3–5 hours	28%	30%	25%	27%	28%	26%	24%	26%	22%	26%	28%	24%	27%	29%	25%	28%	28%	28%	24%	25%	23%	27%	27%	26%
6–8 hours	10%	12%	9%	13%	13%	13%	15%	16%	13%	13%	14%	12%	10%	11%	9%	14%	14%	14%	14%	14%	14%	13%	13%	12%
9–10 hours	3%	4%	3%	6%	6%	6%	7%	7%	7%	5%	6%	5%	4%	4%	3%	6%	6%	6%	7%	7%	7%	6%	6%	6%
11 or more hours	6%	8%	5%	10%	11%	10%	12%	14%	11%	10%	11%	9%	7%	10%	5%	11%	12%	10%	13%	14%	11%	10%	12%	9%
Percent who answered question	97%	97%	97%	99%	99%	99%	99%	99%	99%	98%	98%	98%	97%	97%	97%	99%	99%	99%	99%	99%	99%	98%	98%	98%

Iowa Youth Survey • 2014 Judicial District Results													Iowa Youth Survey • 2014 State of Iowa Results											
On the average during the school year, how many hours per week do you spend: Watching TV?																								
IYS Question B9	6th Grade			8th Grade			11th Grade			All Grades			6th Grade			8th Grade			11th Grade			All Grades		
	TOTAL	M	F	TOTAL	M	F	TOTAL	M	F	TOTAL	M	F	TOTAL	M	F	TOTAL	M	F	TOTAL	M	F	TOTAL	M	F
0 hours	9%	8%	9%	10%	10%	10%	11%	11%	11%	10%	10%	10%	9%	10%	9%	10%	11%	9%	12%	13%	12%	11%	11%	10%
1–2 hours	50%	48%	52%	45%	45%	45%	38%	36%	40%	44%	43%	46%	49%	47%	50%	45%	44%	46%	40%	38%	42%	45%	43%	46%
3–5 hours	24%	25%	24%	26%	26%	26%	28%	29%	27%	26%	26%	26%	24%	24%	24%	26%	25%	26%	26%	26%	26%	25%	25%	26%
6–8 hours	9%	10%	9%	10%	10%	11%	13%	12%	13%	11%	11%	11%	9%	9%	9%	10%	10%	10%	12%	12%	12%	10%	10%	10%
9–10 hours	3%	3%	3%	4%	4%	4%	5%	6%	5%	4%	4%	4%	4%	4%	3%	4%	4%	4%	5%	5%	5%	4%	4%	4%
11 or more hours	5%	6%	4%	5%	6%	4%	5%	6%	4%	5%	6%	4%	5%	6%	4%	5%	6%	4%	5%	6%	4%	5%	6%	4%
Percent who answered question	97%	97%	97%	99%	99%	99%	99%	99%	99%	99%	99%	99%	97%	97%	98%	99%	99%	99%	99%	99%	99%	98%	98%	99%

Iowa Youth Survey • 2014 Judicial District Results													Iowa Youth Survey • 2014 State of Iowa Results											
<b>On how many days of the past 7 days were you physically active for a total of 60 minutes (1 hour) or more per day? (Add up all the time you spent in any kind of physical activity like running, walking fast, swimming, riding a bicycle).</b>																								
IYS Question B10	TOTAL	M	F	TOTAL	M	F	TOTAL	M	F	TOTAL	M	F	TOTAL	M	F	TOTAL	M	F	TOTAL	M	F	TOTAL	M	F
	0 days	3%	4%	2%	3%	3%	2%	5%	4%	6%	4%	4%	4%	4%	4%	4%	4%	3%	4%	6%	5%	7%	5%	4%
1 day	8%	7%	8%	4%	4%	4%	6%	5%	7%	6%	5%	7%	8%	7%	8%	5%	5%	6%	6%	5%	8%	6%	6%	7%
2 days	10%	9%	12%	8%	6%	9%	9%	6%	12%	9%	7%	11%	10%	10%	11%	8%	7%	10%	9%	6%	12%	9%	8%	11%
3 days	14%	13%	15%	12%	10%	14%	12%	10%	14%	13%	11%	14%	14%	12%	15%	11%	9%	14%	11%	9%	14%	12%	10%	14%
4 days	13%	12%	15%	11%	10%	13%	11%	9%	13%	12%	10%	13%	13%	13%	14%	11%	10%	13%	10%	9%	11%	12%	10%	13%
5 days	14%	14%	15%	17%	15%	19%	15%	15%	16%	16%	15%	17%	14%	13%	15%	16%	15%	18%	16%	15%	17%	15%	14%	16%
6 days	9%	9%	10%	12%	11%	13%	12%	12%	12%	11%	11%	12%	9%	8%	9%	11%	11%	12%	12%	12%	13%	11%	10%	11%
7 days	28%	33%	23%	34%	42%	26%	29%	38%	19%	30%	37%	23%	28%	32%	24%	33%	40%	25%	29%	39%	19%	30%	37%	23%
Percent who answered question	99%	99%	99%	99%	99%	99%	99%	99%	99%	99%	99%	99%	99%	99%	99%	99%	99%	99%	99%	99%	99%	99%	99%	99%

Iowa Youth Survey • 2014 Judicial District Results													Iowa Youth Survey • 2014 State of Iowa Results											
During the past 7 days, how many times did you eat <u>fruit</u> ? (Do <u>not</u> count fruit juice.)																								
IYS Question B11	6th Grade			8th Grade			11th Grade			All Grades			6th Grade			8th Grade			11th Grade			All Grades		
	TOTAL	M	F	TOTAL	M	F	TOTAL	M	F	TOTAL	M	F	TOTAL	M	F	TOTAL	M	F	TOTAL	M	F	TOTAL	M	F
I did not eat any fruit during the past 7 days	5%	7%	4%	5%	6%	3%	5%	5%	4%	5%	6%	4%	5%	7%	4%	5%	6%	4%	5%	6%	5%	5%	6%	4%
Less than 1 time each day	10%	11%	8%	12%	12%	12%	15%	14%	15%	12%	12%	12%	10%	11%	9%	12%	12%	12%	15%	13%	16%	12%	12%	12%
1 time per day	23%	22%	24%	25%	24%	26%	28%	27%	29%	25%	24%	26%	24%	23%	24%	26%	26%	26%	28%	27%	29%	26%	25%	26%
2 times per day	29%	27%	30%	30%	29%	31%	30%	29%	30%	29%	28%	30%	28%	26%	29%	29%	28%	30%	29%	29%	29%	28%	28%	29%
3 times per day	18%	18%	19%	18%	19%	17%	15%	15%	14%	17%	17%	17%	19%	18%	19%	17%	17%	17%	15%	15%	15%	17%	17%	17%
4 times per day	6%	7%	6%	5%	4%	6%	4%	4%	4%	5%	5%	6%	7%	6%	7%	5%	5%	5%	4%	5%	4%	5%	5%	5%
5 or more times each day	9%	9%	9%	5%	6%	5%	5%	6%	3%	6%	7%	6%	8%	9%	8%	6%	7%	5%	5%	5%	4%	6%	7%	6%
Percent who answered question	99%	99%	99%	99%	99%	99%	99%	99%	99%	99%	99%	99%	99%	99%	99%	99%	99%	99%	99%	99%	99%	99%	99%	99%

Iowa Youth Survey • 2014 Judicial District Results													Iowa Youth Survey • 2014 State of Iowa Results											
During the past 7 days, how many times did you eat green salad, carrots, potatoes or any other vegetables (do <u>not</u> count french fries, fried potatoes, or potato chips)?																								
IYS Question B12	6th Grade			8th Grade			11th Grade			All Grades			6th Grade			8th Grade			11th Grade			All Grades		
	TOTAL	M	F	TOTAL	M	F	TOTAL	M	F	TOTAL	M	F	TOTAL	M	F	TOTAL	M	F	TOTAL	M	F	TOTAL	M	F
I did not eat any vegetables during the past 7 days	8%	11%	4%	6%	8%	5%	6%	8%	5%	7%	9%	5%	8%	11%	5%	7%	9%	5%	7%	8%	5%	7%	9%	5%
Less than 1 time per day	14%	15%	13%	15%	16%	14%	17%	18%	16%	15%	16%	14%	14%	15%	13%	15%	16%	15%	17%	18%	16%	15%	16%	14%
1 time per day	29%	29%	30%	32%	32%	32%	32%	30%	34%	31%	31%	32%	29%	29%	30%	32%	32%	32%	32%	31%	32%	31%	31%	31%
2 times per day	25%	22%	28%	27%	25%	28%	26%	24%	28%	26%	24%	28%	25%	23%	27%	26%	24%	27%	26%	24%	28%	26%	24%	27%
3 times per day	13%	12%	13%	12%	11%	13%	12%	12%	12%	12%	12%	13%	13%	12%	14%	12%	12%	12%	12%	11%	12%	12%	12%	13%
4 times per day	5%	4%	6%	4%	3%	5%	4%	4%	3%	4%	4%	5%	5%	4%	5%	4%	3%	4%	3%	3%	3%	4%	4%	4%
5 or more times each day	6%	7%	5%	4%	4%	3%	4%	5%	2%	4%	5%	4%	6%	6%	6%	4%	5%	4%	4%	4%	3%	5%	5%	4%
Percent who answered question	99%	99%	99%	99%	99%	99%	99%	99%	99%	99%	99%	99%	99%	99%	99%	99%	99%	99%	99%	99%	99%	99%	99%	99%

Iowa Youth Survey • 2014 Judicial District Results												Iowa Youth Survey • 2014 State of Iowa Results												
During the <u>last 30 days</u> , how many times have you skipped or “cut” classes or school days?																								
IYS Question B13	6th Grade			8th Grade			11th Grade			All Grades			6th Grade			8th Grade			11th Grade			All Grades		
	TOTAL	M	F	TOTAL	M	F	TOTAL	M	F	TOTAL	M	F	TOTAL	M	F	TOTAL	M	F	TOTAL	M	F	TOTAL	M	F
0 times	89%	88%	90%	91%	90%	92%	80%	81%	78%	87%	86%	87%	89%	88%	90%	90%	91%	90%	80%	81%	79%	86%	86%	86%
1 time	6%	7%	6%	5%	6%	5%	9%	9%	10%	7%	7%	7%	6%	7%	6%	5%	5%	6%	9%	8%	9%	7%	7%	7%
2 times	2%	3%	2%	2%	2%	2%	5%	4%	6%	3%	3%	3%	3%	3%	3%	2%	2%	2%	5%	4%	5%	3%	3%	3%
3 or more times	2%	2%	2%	2%	3%	2%	6%	6%	6%	3%	4%	3%	2%	2%	2%	2%	2%	2%	7%	7%	7%	4%	4%	4%
Percent who answered question	99%	99%	99%	99%	99%	99%	99%	99%	99%	99%	99%	99%	99%	99%	99%	99%	99%	99%	99%	99%	99%	99%	99%	99%

Iowa Youth Survey • 2014 Judicial District Results												Iowa Youth Survey • 2014 State of Iowa Results												
About how often in the <u>last 30 days</u> have any of your classroom teachers had to stop teaching in order to deal with a major student disruption or behavior problem?																								
IYS Question B14	6th Grade			8th Grade			11th Grade			All Grades			6th Grade			8th Grade			11th Grade			All Grades		
	TOTAL	M	F	TOTAL	M	F	TOTAL	M	F	TOTAL	M	F	TOTAL	M	F	TOTAL	M	F	TOTAL	M	F	TOTAL	M	F
0 times	35%	37%	33%	31%	34%	29%	46%	48%	42%	37%	40%	35%	32%	33%	30%	29%	31%	26%	44%	47%	41%	35%	37%	32%
1 time	23%	24%	21%	24%	25%	22%	24%	25%	24%	24%	25%	22%	22%	23%	20%	23%	24%	22%	24%	25%	24%	23%	24%	22%
2 times	14%	13%	15%	16%	15%	18%	14%	11%	17%	15%	13%	16%	15%	15%	16%	16%	15%	17%	14%	12%	16%	15%	14%	16%
3 or more times	28%	26%	31%	29%	26%	31%	17%	16%	17%	24%	22%	27%	31%	29%	34%	32%	29%	34%	18%	17%	19%	27%	25%	29%
Percent who answered question	98%	98%	98%	98%	98%	99%	99%	99%	99%	99%	99%	99%	98%	98%	98%	99%	99%	99%	99%	99%	99%	99%	99%	99%



Iowa Youth Survey • 2014 Judicial District Results												Iowa Youth Survey • 2014 State of Iowa Results												
How old were you (if ever) when you first drank (more than a few sips) of alcohol (beer, wine, or liquor)?																								
IYS Question B15	6th Grade			8th Grade			11th Grade			All Grades			6th Grade			8th Grade			11th Grade			All Grades		
	TOTAL	M	F	TOTAL	M	F	TOTAL	M	F	TOTAL	M	F	TOTAL	M	F	TOTAL	M	F	TOTAL	M	F	TOTAL	M	F
Never	85%	82%	89%	77%	74%	80%	48%	49%	48%	70%	68%	73%	85%	81%	88%	76%	74%	78%	48%	49%	46%	70%	68%	72%
8 or Younger	7%	9%	5%	6%	8%	4%	4%	5%	3%	5%	7%	4%	7%	8%	5%	5%	7%	4%	4%	5%	2%	5%	7%	4%
9 or 10	4%	5%	3%	4%	4%	3%	2%	3%	2%	3%	4%	2%	4%	5%	3%	4%	4%	3%	2%	3%	2%	3%	4%	3%
11 or 12	3%	4%	2%	6%	7%	6%	5%	7%	4%	5%	6%	4%	3%	4%	2%	7%	7%	6%	5%	5%	5%	5%	6%	4%
13 or 14	0%	0%	0%	7%	7%	7%	15%	14%	16%	7%	7%	8%	0%	0%	0%	7%	7%	8%	15%	14%	17%	7%	7%	8%
15 or 16	0%	0%	0%	0%	0%	0%	24%	21%	26%	8%	7%	9%	0%	0%	0%	0%	0%	0%	24%	22%	27%	8%	7%	9%
17 or Older	1%	1%	1%	0%	1%	0%	2%	2%	1%	1%	1%	1%	1%	1%	1%	0%	0%	0%	2%	2%	1%	1%	1%	1%
Percent who answered question	98%	98%	98%	98%	98%	98%	99%	99%	99%	98%	98%	99%	98%	98%	98%	99%	99%	99%	99%	99%	99%	98%	99%	99%

Note: Question B15 is a skip question. If a respondent answered “never” to question B15, he or she was taken to question B28 and responses representing never having used alcohol were inserted into the data set for all questions in between.

Iowa Youth Survey • 2014 Judicial District Results												Iowa Youth Survey • 2014 State of Iowa Results												
In the past 30 days, have you had at least one drink of alcohol (glass, bottle or can of beer, glass of wine, liquor, or mixed drink)?																								
IYS Question B16	6th Grade			8th Grade			11th Grade			All Grades			6th Grade			8th Grade			11th Grade			All Grades		
	TOTAL	M	F	TOTAL	M	F	TOTAL	M	F	TOTAL	M	F	TOTAL	M	F	TOTAL	M	F	TOTAL	M	F	TOTAL	M	F
Yes	2%	3%	1%	6%	8%	5%	23%	24%	23%	11%	12%	10%	2%	3%	2%	6%	7%	6%	23%	23%	23%	10%	11%	10%
No	98%	97%	99%	94%	92%	95%	77%	76%	77%	89%	88%	90%	98%	97%	98%	94%	93%	94%	77%	77%	77%	90%	89%	90%
Percent who answered question	99%	99%	99%	98%	98%	99%	99%	99%	99%	99%	99%	99%	99%	99%	99%	99%	99%	99%	99%	99%	99%	99%	99%	99%

Note: Question B16 is a skip question. If a respondent answered “no” to question B16, he or she was taken to question B28 and responses representing never having used alcohol were inserted into the data set for all questions in between.

Iowa Youth Survey • 2014 Judicial District Results													Iowa Youth Survey • 2014 State of Iowa Results																																		
During the <b>last 30 days</b> , on how many days did you have 5 or more drinks of alcohol (glasses, bottles or cans of beer, glasses of wine, liquor, mixed drinks) in a row, that is within a couple of hours?																																															
																								6th Grade			8th Grade			11th Grade			All Grades			6th Grade			8th Grade			11th Grade			All Grades		
																								TOTAL	M	F	TOTAL	M	F	TOTAL	M	F	TOTAL	M	F	TOTAL	M	F	TOTAL	M	F	TOTAL	M	F	TOTAL	M	F
<b>0 days</b>	99%	99%	100%	97%	97%	98%	85%	84%	86%	94%	93%	95%	99%	99%	99%	97%	97%	98%	86%	85%	86%	94%	94%	95%																							
<b>1 day</b>	0%	1%	0%	1%	2%	1%	5%	5%	5%	2%	2%	2%	0%	1%	0%	1%	1%	1%	5%	5%	6%	2%	2%	2%																							
<b>2 days</b>	0%	0%	0%	1%	1%	0%	4%	4%	4%	1%	2%	1%	0%	0%	0%	1%	1%	1%	3%	3%	3%	1%	1%	1%																							
<b>3 to 5 days</b>	0%	0%	0%	0%	0%	0%	3%	4%	2%	1%	1%	1%	0%	0%	0%	0%	0%	0%	3%	3%	2%	1%	1%	1%																							
<b>6 to 9 days</b>	0%	0%	0%	0%	0%	0%	1%	2%	1%	1%	1%	0%	0%	0%	0%	0%	0%	1%	1%	1%	0%	1%	0%																								
<b>10 to 19 days</b>	0%	0%	0%	0%	0%	0%	1%	1%	1%	0%	0%	0%	0%	0%	0%	0%	0%	1%	1%	1%	0%	0%	0%																								
<b>20 or more days</b>	0%	0%	0%	0%	0%	0%	1%	1%	1%	0%	1%	0%	0%	0%	0%	0%	0%	1%	1%	1%	0%	1%	0%																								
<b>Percent who answered question</b>	99%	99%	99%	98%	98%	99%	99%	99%	99%	99%	99%	99%	99%	99%	99%	99%	99%	99%	99%	99%	99%	99%	99%	99%																							
<b>Percent reporting any binge drinking in the last 30 days</b>	1%	1%	0%	3%	3%	2%	15%	16%	14%	6%	7%	5%	1%	1%	1%	3%	3%	2%	14%	15%	14%	6%	6%	5%																							

Iowa Youth Survey • 2014 Judicial District Results													Iowa Youth Survey • 2014 State of Iowa Results																																		
If you drank in the past 30 days, did you drink: <b>Beer?</b>																																															
																								6th Grade			8th Grade			11th Grade			All Grades			6th Grade			8th Grade			11th Grade			All Grades		
																								TOTAL	M	F	TOTAL	M	F	TOTAL	M	F	TOTAL	M	F	TOTAL	M	F	TOTAL	M	F	TOTAL	M	F	TOTAL	M	F
<b>Yes</b>	1%	1%	0%	3%	4%	2%	14%	16%	12%	6%	7%	4%	1%	1%	1%	3%	3%	2%	14%	16%	12%	6%	7%	5%																							
<b>No</b>	99%	99%	100%	97%	96%	98%	86%	84%	88%	94%	93%	96%	99%	99%	99%	97%	97%	98%	86%	84%	88%	94%	93%	95%																							
<b>Percent who answered question</b>	99%	99%	99%	97%	97%	98%	96%	97%	96%	98%	98%	98%	99%	99%	99%	98%	98%	98%	96%	97%	96%	98%	98%	98%																							

Iowa Youth Survey • 2014 Judicial District Results												Iowa Youth Survey • 2014 State of Iowa Results												
If you drank in the past 30 days, did you drink: Wine?																								
IYS Question B19	6th Grade			8th Grade			11th Grade			All Grades			6th Grade			8th Grade			11th Grade			All Grades		
	TOTAL	M	F	TOTAL	M	F	TOTAL	M	F	TOTAL	M	F	TOTAL	M	F	TOTAL	M	F	TOTAL	M	F	TOTAL	M	F
Yes	1%	1%	0%	2%	2%	1%	4%	4%	5%	2%	2%	2%	1%	1%	1%	2%	2%	2%	4%	4%	5%	2%	2%	2%
No	99%	99%	100%	98%	98%	99%	96%	96%	95%	98%	98%	98%	99%	99%	99%	98%	98%	98%	96%	96%	95%	98%	98%	98%
Percent who answered question	99%	98%	99%	97%	97%	98%	93%	93%	94%	96%	96%	97%	99%	99%	99%	98%	98%	98%	93%	93%	94%	97%	96%	97%

Iowa Youth Survey • 2014 Judicial District Results												Iowa Youth Survey • 2014 State of Iowa Results												
If you drank in the past 30 days, did you drink: Liquor (vodka, whiskey, shots, etc.)?																								
IYS Question B20	6th Grade			8th Grade			11th Grade			All Grades			6th Grade			8th Grade			11th Grade			All Grades		
	TOTAL	M	F	TOTAL	M	F	TOTAL	M	F	TOTAL	M	F	TOTAL	M	F	TOTAL	M	F	TOTAL	M	F	TOTAL	M	F
Yes	0%	1%	0%	3%	4%	2%	18%	18%	17%	7%	8%	6%	1%	1%	0%	3%	3%	3%	17%	17%	18%	7%	7%	7%
No	100%	99%	100%	97%	96%	98%	82%	82%	83%	93%	92%	94%	99%	99%	100%	97%	97%	97%	83%	83%	82%	93%	93%	93%
Percent who answered question	99%	98%	99%	98%	97%	98%	98%	98%	98%	98%	98%	98%	99%	99%	99%	98%	98%	99%	97%	97%	98%	98%	98%	98%

Iowa Youth Survey • 2014 Judicial District Results													Iowa Youth Survey • 2014 State of Iowa Results											
If you drank in the past 30 days, did you drink: Other?																								
IYS Question B21	6th Grade			8th Grade			11th Grade			All Grades			6th Grade			8th Grade			11th Grade			All Grades		
	TOTAL	M	F	TOTAL	M	F	TOTAL	M	F	TOTAL	M	F	TOTAL	M	F	TOTAL	M	F	TOTAL	M	F	TOTAL	M	F
Yes	1%	1%	0%	1%	1%	1%	6%	5%	6%	3%	2%	3%	1%	1%	1%	2%	2%	2%	6%	6%	7%	3%	3%	3%
No	99%	99%	100%	99%	99%	99%	94%	95%	94%	97%	98%	97%	99%	99%	99%	98%	98%	98%	94%	94%	93%	97%	97%	97%
Percent who answered question	99%	99%	99%	97%	96%	97%	92%	92%	93%	96%	95%	97%	99%	98%	99%	97%	97%	98%	92%	92%	93%	96%	96%	97%

Iowa Youth Survey • 2014 Judicial District Results													Iowa Youth Survey • 2014 State of Iowa Results											
During the past 30 days did you get <u>alcohol</u> from the following sources: I bought it?																								
IYS Question B22	6th Grade			8th Grade			11th Grade			All Grades			6th Grade			8th Grade			11th Grade			All Grades		
	TOTAL	M	F	TOTAL	M	F	TOTAL	M	F	TOTAL	M	F	TOTAL	M	F	TOTAL	M	F	TOTAL	M	F	TOTAL	M	F
Yes	0%	0%	0%	0%	0%	0%	2%	4%	1%	1%	1%	0%	0%	0%	0%	0%	0%	0%	3%	4%	2%	1%	1%	1%
No	100%	100%	100%	100%	100%	100%	98%	96%	99%	99%	99%	100%	100%	100%	100%	100%	100%	97%	96%	98%	99%	99%	99%	
Percent who answered question	99%	99%	99%	97%	96%	97%	93%	93%	93%	96%	96%	97%	99%	98%	99%	97%	97%	98%	93%	93%	93%	96%	96%	96%

Iowa Youth Survey • 2014 Judicial District Results													Iowa Youth Survey • 2014 State of Iowa Results											
During the past 30 days did you get <u>alcohol</u> from the following sources: I gave someone money to buy it?																								
IYS Question B23	6th Grade			8th Grade			11th Grade			All Grades			6th Grade			8th Grade			11th Grade			All Grades		
	TOTAL	M	F	TOTAL	M	F	TOTAL	M	F	TOTAL	M	F	TOTAL	M	F	TOTAL	M	F	TOTAL	M	F	TOTAL	M	F
	Yes	0%	0%	0%	1%	1%	0%	8%	8%	8%	3%	3%	3%	0%	0%	0%	1%	1%	1%	8%	8%	8%	3%	3%
No	100%	100%	100%	99%	99%	100%	92%	92%	92%	97%	97%	97%	100%	100%	100%	99%	99%	99%	92%	92%	92%	97%	97%	97%
Percent who answered question	99%	99%	99%	97%	96%	97%	94%	94%	94%	97%	96%	97%	99%	98%	99%	97%	97%	98%	94%	94%	94%	97%	97%	97%

Iowa Youth Survey • 2014 Judicial District Results													Iowa Youth Survey • 2014 State of Iowa Results											
During the past 30 days did you get <u>alcohol</u> from the following sources: I got it from a parent?																								
IYS Question B24	6th Grade			8th Grade			11th Grade			All Grades			6th Grade			8th Grade			11th Grade			All Grades		
	TOTAL	M	F	TOTAL	M	F	TOTAL	M	F	TOTAL	M	F	TOTAL	M	F	TOTAL	M	F	TOTAL	M	F	TOTAL	M	F
	Yes	1%	1%	1%	3%	3%	2%	4%	4%	5%	2%	3%	2%	1%	1%	1%	2%	2%	2%	5%	4%	5%	3%	2%
No	99%	99%	99%	97%	97%	98%	96%	96%	95%	98%	97%	98%	99%	99%	99%	98%	98%	98%	95%	96%	95%	97%	98%	97%
Percent who answered question	99%	99%	99%	97%	97%	98%	93%	92%	93%	96%	96%	97%	99%	99%	99%	98%	98%	98%	93%	93%	93%	97%	97%	97%

Iowa Youth Survey • 2014 Judicial District Results													Iowa Youth Survey • 2014 State of Iowa Results											
During the past 30 days did you get <u>alcohol</u> from the following sources: I got it at a party?																								
IYS Question B25	6th Grade			8th Grade			11th Grade			All Grades			6th Grade			8th Grade			11th Grade			All Grades		
	TOTAL	M	F	TOTAL	M	F	TOTAL	M	F	TOTAL	M	F	TOTAL	M	F	TOTAL	M	F	TOTAL	M	F	TOTAL	M	F
	Yes	0%	0%	0%	2%	2%	1%	11%	11%	11%	4%	4%	4%	0%	1%	0%	2%	2%	2%	12%	11%	12%	4%	4%
No	100%	100%	100%	98%	98%	99%	89%	89%	89%	96%	96%	96%	100%	99%	100%	98%	98%	98%	88%	89%	88%	96%	96%	95%
Percent who answered question	99%	99%	99%	97%	97%	98%	95%	94%	95%	97%	96%	97%	99%	99%	99%	98%	98%	98%	95%	95%	95%	97%	97%	97%

Iowa Youth Survey • 2014 Judicial District Results													Iowa Youth Survey • 2014 State of Iowa Results											
During the past 30 days did you get <u>alcohol</u> from the following sources: A friend who is under 21 gave it to me?																								
IYS Question B26	6th Grade			8th Grade			11th Grade			All Grades			6th Grade			8th Grade			11th Grade			All Grades		
	TOTAL	M	F	TOTAL	M	F	TOTAL	M	F	TOTAL	M	F	TOTAL	M	F	TOTAL	M	F	TOTAL	M	F	TOTAL	M	F
	Yes	0%	0%	0%	1%	1%	1%	8%	7%	9%	3%	3%	3%	0%	0%	0%	2%	1%	2%	8%	7%	9%	3%	3%
No	100%	100%	100%	99%	99%	99%	92%	93%	91%	97%	97%	97%	100%	100%	100%	98%	99%	98%	92%	93%	91%	97%	97%	97%
Percent who answered question	99%	99%	99%	97%	96%	98%	93%	93%	94%	96%	96%	97%	99%	99%	99%	98%	97%	98%	94%	93%	94%	97%	96%	97%

Iowa Youth Survey • 2014 Judicial District Results													Iowa Youth Survey • 2014 State of Iowa Results											
During the past 30 days did you get alcohol from the following sources: A friend who is over 21 gave it to me?																								
IYS Question B27	6th Grade			8th Grade			11th Grade			All Grades			6th Grade			8th Grade			11th Grade			All Grades		
	TOTAL	M	F	TOTAL	M	F	TOTAL	M	F	TOTAL	M	F	TOTAL	M	F	TOTAL	M	F	TOTAL	M	F	TOTAL	M	F
	Yes	0%	0%	0%	1%	2%	1%	9%	8%	9%	3%	3%	3%	0%	1%	0%	1%	1%	1%	9%	8%	9%	3%	3%
No	100%	100%	100%	99%	98%	99%	91%	92%	91%	97%	97%	97%	100%	99%	100%	99%	99%	99%	91%	92%	91%	97%	97%	97%
Percent who answered question	99%	99%	99%	97%	96%	98%	94%	94%	94%	97%	96%	97%	99%	99%	99%	98%	97%	98%	94%	94%	94%	97%	97%	97%

Iowa Youth Survey • 2014 Judicial District Results													Iowa Youth Survey • 2014 State of Iowa Results											
Have you ever driven a car or other motor vehicle after using any amount of alcohol or other drugs?																								
IYS Question B28	6th Grade			8th Grade			11th Grade			All Grades			6th Grade			8th Grade			11th Grade			All Grades		
	TOTAL	M	F	TOTAL	M	F	TOTAL	M	F	TOTAL	M	F	TOTAL	M	F	TOTAL	M	F	TOTAL	M	F	TOTAL	M	F
	0 times	98%	98%	99%	98%	97%	98%	89%	87%	90%	95%	94%	96%	98%	98%	99%	98%	97%	98%	89%	87%	90%	95%	94%
1 time	1%	1%	0%	1%	1%	1%	4%	4%	4%	2%	2%	2%	1%	1%	1%	1%	1%	1%	5%	5%	5%	2%	2%	2%
2 times	0%	0%	0%	0%	0%	0%	2%	2%	2%	1%	1%	1%	0%	0%	0%	0%	0%	0%	2%	2%	2%	1%	1%	1%
3 or more times	1%	1%	1%	1%	1%	1%	5%	6%	4%	2%	3%	2%	1%	1%	1%	1%	1%	1%	5%	6%	3%	2%	3%	1%
Percent who answered question	99%	99%	99%	98%	98%	98%	99%	99%	99%	99%	99%	99%	99%	99%	99%	99%	99%	99%	99%	99%	99%	99%	99%	99%

Iowa Youth Survey • 2014 Judicial District Results												Iowa Youth Survey • 2014 State of Iowa Results												
Have you ever smoked tobacco or used any tobacco products (not including electronic cigarettes)?																								
IYS Question B29	6th Grade			8th Grade			11th Grade			All Grades			6th Grade			8th Grade			11th Grade			All Grades		
	TOTAL	M	F	TOTAL	M	F	TOTAL	M	F	TOTAL	M	F	TOTAL	M	F	TOTAL	M	F	TOTAL	M	F	TOTAL	M	F
Yes	2%	2%	2%	7%	8%	5%	24%	28%	19%	11%	13%	9%	2%	3%	2%	8%	8%	7%	23%	27%	20%	11%	12%	9%
No	98%	98%	98%	93%	92%	95%	76%	72%	81%	89%	87%	91%	98%	97%	98%	92%	92%	93%	77%	73%	80%	89%	88%	91%
Percent who answered question	99%	99%	99%	99%	99%	99%	99%	99%	99%	99%	99%	99%	99%	99%	99%	99%	99%	99%	99%	99%	99%	99%	99%	99%

Note: Question B29 is a skip question. If a respondent answered “no” to question B29, he or she was taken to question B38 and responses representing never having used tobacco products were inserted into the data set for all questions in between.

Iowa Youth Survey • 2014 Judicial District Results												Iowa Youth Survey • 2014 State of Iowa Results												
During the <u>past 30 days</u> , on the days you smoked, how many cigarettes did you smoke per day?																								
IYS Question B30	6th Grade			8th Grade			11th Grade			All Grades			6th Grade			8th Grade			11th Grade			All Grades		
	TOTAL	M	F	TOTAL	M	F	TOTAL	M	F	TOTAL	M	F	TOTAL	M	F	TOTAL	M	F	TOTAL	M	F	TOTAL	M	F
I did not smoke cigarettes during the past 30 days	100%	100%	100%	98%	98%	98%	91%	90%	91%	96%	96%	96%	99%	99%	99%	97%	97%	97%	91%	91%	91%	96%	96%	96%
Less than 1 cigarette per day	0%	0%	0%	1%	1%	1%	3%	3%	3%	1%	1%	1%	0%	0%	0%	1%	1%	1%	3%	3%	3%	1%	1%	1%
1 cigarette per day	0%	0%	0%	0%	0%	0%	1%	1%	2%	1%	0%	1%	0%	0%	0%	0%	0%	1%	1%	1%	1%	0%	1%	1%
2 to 5 per day	0%	0%	0%	0%	0%	0%	3%	3%	3%	1%	1%	1%	0%	0%	0%	1%	1%	1%	3%	3%	3%	1%	1%	1%
6 to 10 per day	0%	0%	0%	0%	0%	0%	1%	2%	1%	0%	1%	0%	0%	0%	0%	0%	0%	0%	1%	1%	1%	0%	0%	0%
11 to 20 per day	0%	0%	0%	0%	0%	0%	1%	1%	0%	0%	0%	0%	0%	0%	0%	0%	0%	0%	0%	1%	0%	0%	0%	0%
More than 20 per day	0%	0%	0%	0%	0%	0%	1%	1%	0%	0%	0%	0%	0%	0%	0%	0%	0%	0%	1%	1%	0%	0%	0%	0%
Percent who answered question	99%	100%	99%	99%	98%	99%	99%	99%	99%	99%	99%	99%	99%	99%	99%	99%	99%	99%	99%	99%	99%	99%	99%	99%



Iowa Youth Survey • 2014 Judicial District Results													Iowa Youth Survey • 2014 State of Iowa Results											
How many times in the past 12 months have you stopped smoking cigarettes for one day or longer because you were trying to quit?																								
IYS Question B31	6th Grade			8th Grade			11th Grade			All Grades			6th Grade			8th Grade			11th Grade			All Grades		
	TOTAL	M	F	TOTAL	M	F	TOTAL	M	F	TOTAL	M	F	TOTAL	M	F	TOTAL	M	F	TOTAL	M	F	TOTAL	M	F
I have not smoked cigarettes in the past 12 months	99%	99%	100%	97%	97%	98%	89%	89%	90%	95%	95%	96%	99%	99%	99%	97%	97%	97%	90%	89%	90%	95%	95%	95%
I have not tried to quit	0%	0%	0%	1%	1%	1%	5%	5%	4%	2%	2%	2%	0%	0%	0%	1%	1%	1%	4%	5%	4%	2%	2%	2%
1 time	0%	0%	0%	1%	1%	0%	2%	3%	2%	1%	1%	1%	0%	0%	0%	1%	1%	1%	2%	2%	2%	1%	1%	1%
2 times	0%	0%	0%	0%	0%	0%	1%	1%	1%	0%	0%	0%	0%	0%	0%	0%	0%	0%	1%	1%	1%	1%	0%	1%
3 or more times	0%	0%	0%	1%	1%	1%	2%	2%	3%	1%	1%	1%	0%	0%	0%	1%	1%	1%	3%	3%	3%	1%	1%	1%
Percent who answered question	99%	99%	99%	99%	98%	99%	99%	99%	99%	99%	99%	99%	99%	99%	99%	99%	99%	99%	99%	99%	99%	99%	99%	99%

Iowa Youth Survey • 2014 Judicial District Results													Iowa Youth Survey • 2014 State of Iowa Results											
How old were you when you first: Smoked a whole cigarette for the first time?																								
IYS Question B32	6th Grade			8th Grade			11th Grade			All Grades			6th Grade			8th Grade			11th Grade			All Grades		
	TOTAL	M	F	TOTAL	M	F	TOTAL	M	F	TOTAL	M	F	TOTAL	M	F	TOTAL	M	F	TOTAL	M	F	TOTAL	M	F
Never	99%	99%	99%	96%	95%	96%	83%	82%	85%	93%	92%	94%	99%	99%	99%	95%	95%	95%	83%	83%	84%	93%	92%	93%
8 or Younger	0%	0%	0%	1%	1%	0%	1%	2%	0%	1%	1%	0%	0%	0%	0%	1%	1%	1%	1%	2%	1%	1%	1%	0%
9 or 10	0%	0%	0%	1%	1%	1%	1%	2%	1%	1%	1%	1%	0%	0%	0%	1%	1%	1%	1%	1%	1%	1%	1%	1%
11 or 12	0%	0%	0%	1%	2%	1%	2%	3%	2%	1%	2%	1%	0%	0%	0%	2%	2%	2%	2%	3%	2%	2%	2%	1%
13 or 14	0%	0%	0%	1%	2%	1%	5%	5%	4%	2%	2%	2%	0%	0%	0%	2%	1%	2%	5%	5%	5%	2%	2%	2%
15 or 16	0%	0%	0%	0%	0%	0%	7%	6%	7%	2%	2%	2%	0%	0%	0%	0%	0%	0%	6%	6%	7%	2%	2%	2%
17 or Older	0%	0%	0%	0%	0%	0%	1%	1%	0%	0%	0%	0%	0%	0%	0%	0%	0%	0%	1%	1%	0%	0%	0%	0%
Percent who answered question	100%	100%	99%	99%	99%	99%	99%	99%	99%	99%	99%	99%	99%	99%	99%	99%	99%	99%	99%	99%	99%	99%	99%	99%

Iowa Youth Survey • 2014 Judicial District Results													Iowa Youth Survey • 2014 State of Iowa Results											
How old were you when you first: Used smokeless tobacco (chewing tobacco, snuff, plug, dipping tobacco, snus, Orbs)?																								
IYS Question B33	6th Grade			8th Grade			11th Grade			All Grades			6th Grade			8th Grade			11th Grade			All Grades		
	TOTAL	M	F	TOTAL	M	F	TOTAL	M	F	TOTAL	M	F	TOTAL	M	F	TOTAL	M	F	TOTAL	M	F	TOTAL	M	F
Never	99%	99%	100%	98%	96%	99%	88%	81%	94%	95%	92%	98%	99%	99%	100%	97%	96%	99%	89%	83%	95%	95%	93%	98%
8 or Younger	0%	0%	0%	0%	0%	0%	1%	1%	0%	0%	1%	0%	0%	0%	0%	0%	0%	0%	1%	1%	0%	0%	1%	0%
9 or 10	0%	0%	0%	0%	1%	0%	1%	1%	0%	0%	1%	0%	0%	0%	0%	0%	1%	0%	0%	1%	0%	0%	0%	0%
11 or 12	0%	0%	0%	1%	1%	0%	2%	3%	1%	1%	1%	0%	0%	0%	0%	1%	1%	1%	1%	2%	0%	1%	1%	0%
13 or 14	0%	0%	0%	1%	2%	0%	3%	5%	1%	1%	2%	0%	0%	0%	0%	1%	1%	1%	3%	5%	1%	1%	2%	1%
15 or 16	0%	0%	0%	0%	0%	0%	5%	7%	4%	2%	2%	1%	0%	0%	0%	0%	0%	0%	5%	7%	3%	2%	2%	1%
17 or Older	0%	0%	0%	0%	0%	0%	0%	1%	0%	0%	0%	0%	0%	0%	0%	0%	0%	0%	0%	1%	0%	0%	0%	0%
Percent who answered question	99%	100%	100%	98%	98%	99%	98%	98%	98%	99%	99%	99%	99%	99%	99%	99%	99%	99%	98%	98%	98%	99%	99%	99%

Iowa Youth Survey • 2014 Judicial District Results													Iowa Youth Survey • 2014 State of Iowa Results											
In the past 30 days, on how many days have you: Smoked cigarettes?																								
IYS Question B34	6th Grade			8th Grade			11th Grade			All Grades			6th Grade			8th Grade			11th Grade			All Grades		
	TOTAL	M	F	TOTAL	M	F	TOTAL	M	F	TOTAL	M	F	TOTAL	M	F	TOTAL	M	F	TOTAL	M	F	TOTAL	M	F
0 days	100%	100%	100%	98%	98%	98%	91%	91%	92%	96%	96%	97%	99%	99%	99%	97%	98%	97%	91%	91%	91%	96%	96%	96%
1 – 2 days	0%	0%	0%	1%	1%	1%	3%	2%	3%	1%	1%	1%	0%	0%	0%	1%	1%	1%	3%	3%	3%	1%	1%	2%
3 – 5 days	0%	0%	0%	0%	0%	0%	1%	1%	1%	0%	0%	0%	0%	0%	0%	0%	0%	0%	1%	1%	1%	0%	0%	0%
6 – 9 days	0%	0%	0%	0%	0%	0%	1%	1%	1%	0%	0%	0%	0%	0%	0%	0%	0%	0%	1%	1%	1%	0%	0%	0%
10 – 19 days	0%	0%	0%	0%	0%	0%	1%	1%	1%	0%	0%	0%	0%	0%	0%	0%	0%	0%	1%	1%	1%	0%	0%	0%
20 – 29 days	0%	0%	0%	0%	0%	0%	1%	1%	1%	0%	0%	0%	0%	0%	0%	0%	0%	0%	1%	1%	1%	0%	0%	0%
30 days	0%	0%	0%	0%	1%	0%	2%	3%	2%	1%	1%	1%	0%	0%	0%	0%	0%	0%	3%	3%	2%	1%	1%	1%
Percent who answered question	99%	100%	99%	99%	98%	99%	99%	99%	99%	99%	99%	99%	99%	99%	99%	99%	99%	99%	99%	98%	99%	99%	99%	99%
Percent reporting any cigarette use in the last 30 days	0%	0%	0%	2%	2%	2%	9%	9%	8%	4%	4%	3%	1%	1%	1%	3%	2%	3%	9%	9%	9%	4%	4%	4%

Iowa Youth Survey • 2014 Judicial District Results													Iowa Youth Survey • 2014 State of Iowa Results											
In the past 30 days, on how many days have you: Smoked cigars?																								
IYS Question B35	6th Grade			8th Grade			11th Grade			All Grades			6th Grade			8th Grade			11th Grade			All Grades		
	TOTAL	M	F	TOTAL	M	F	TOTAL	M	F	TOTAL	M	F	TOTAL	M	F	TOTAL	M	F	TOTAL	M	F	TOTAL	M	F
0 days	100%	100%	100%	99%	99%	100%	94%	92%	97%	98%	97%	99%	100%	100%	100%	99%	99%	99%	95%	92%	97%	98%	97%	99%
1 – 2 days	0%	0%	0%	0%	1%	0%	3%	5%	2%	1%	2%	1%	0%	0%	0%	1%	1%	0%	3%	4%	2%	1%	2%	1%
3 – 5 days	0%	0%	0%	0%	0%	0%	1%	1%	0%	0%	0%	0%	0%	0%	0%	0%	0%	0%	1%	1%	0%	0%	1%	0%
6 – 9 days	0%	0%	0%	0%	0%	0%	0%	1%	0%	0%	0%	0%	0%	0%	0%	0%	0%	0%	0%	1%	0%	0%	0%	0%
10 – 19 days	0%	0%	0%	0%	0%	0%	0%	1%	0%	0%	0%	0%	0%	0%	0%	0%	0%	0%	0%	0%	0%	0%	0%	0%
20 – 29 days	0%	0%	0%	0%	0%	0%	0%	0%	0%	0%	0%	0%	0%	0%	0%	0%	0%	0%	0%	0%	0%	0%	0%	0%
30 days	0%	0%	0%	0%	0%	0%	0%	1%	0%	0%	0%	0%	0%	0%	0%	0%	0%	0%	1%	1%	0%	0%	0%	0%
Percent who answered question	99%	100%	100%	99%	98%	99%	99%	98%	99%	99%	99%	99%	99%	99%	99%	99%	99%	99%	98%	98%	99%	99%	99%	99%
Percent reporting any cigar use in the last 30 days	0%	0%	0%	1%	1%	0%	6%	8%	3%	2%	3%	1%	0%	0%	0%	1%	1%	1%	5%	8%	3%	2%	3%	1%

Iowa Youth Survey • 2014 Judicial District Results													Iowa Youth Survey • 2014 State of Iowa Results											
In the <b>past 30 days</b> , on how many days have you: Used smokeless tobacco (chewing tobacco, snuff, plug, dipping tobacco, snus, Orbs)?																								
IYS Question B36	6th Grade			8th Grade			11th Grade			All Grades			6th Grade			8th Grade			11th Grade			All Grades		
	TOTAL	M	F	TOTAL	M	F	TOTAL	M	F	TOTAL	M	F	TOTAL	M	F	TOTAL	M	F	TOTAL	M	F	TOTAL	M	F
<b>0 days</b>	100%	100%	100%	99%	98%	99%	94%	89%	98%	97%	96%	99%	100%	100%	100%	99%	98%	99%	94%	90%	98%	98%	96%	99%
<b>1 – 2 days</b>	0%	0%	0%	1%	1%	0%	2%	3%	1%	1%	1%	0%	0%	0%	0%	1%	1%	0%	2%	3%	1%	1%	1%	0%
<b>3 – 5 days</b>	0%	0%	0%	0%	0%	0%	1%	1%	0%	0%	1%	0%	0%	0%	0%	0%	0%	0%	1%	1%	0%	0%	1%	0%
<b>6 – 9 days</b>	0%	0%	0%	0%	0%	0%	1%	1%	0%	0%	0%	0%	0%	0%	0%	0%	0%	0%	0%	1%	0%	0%	0%	0%
<b>10 – 19 days</b>	0%	0%	0%	0%	0%	0%	0%	0%	0%	0%	0%	0%	0%	0%	0%	0%	0%	0%	0%	1%	0%	0%	0%	0%
<b>20 – 29 days</b>	0%	0%	0%	0%	0%	0%	1%	1%	0%	0%	0%	0%	0%	0%	0%	0%	0%	0%	1%	1%	0%	0%	0%	0%
<b>30 days</b>	0%	0%	0%	0%	0%	0%	2%	4%	0%	1%	1%	0%	0%	0%	0%	0%	0%	0%	2%	3%	0%	1%	1%	0%
<b>Percent who answered question</b>	99%	100%	100%	99%	98%	99%	99%	99%	99%	99%	99%	99%	99%	99%	99%	99%	99%	99%	99%	98%	99%	99%	99%	99%
<b>Percent reporting any cigar use in the last 30 days</b>	0%	0%	0%	1%	2%	1%	6%	11%	2%	3%	4%	1%	0%	0%	0%	1%	2%	1%	6%	10%	2%	2%	4%	1%

An asterisk ( \* ) will be present in cells where 15 or fewer students answered a question, or if 10% or fewer students did not respond in the *least* sensitive manner for select questions.

Iowa Youth Survey • 2014 Judicial District Results													Iowa Youth Survey • 2014 State of Iowa Results											
In the past 30 days, on how many days have you: Used dissolvable tobacco (tobacco that looks like mints, toothpicks, or breath strips)?																								
IYS Question B37	6th Grade			8th Grade			11th Grade			All Grades			6th Grade			8th Grade			11th Grade			All Grades		
	TOTAL	M	F	TOTAL	M	F	TOTAL	M	F	TOTAL	M	F	TOTAL	M	F	TOTAL	M	F	TOTAL	M	F	TOTAL	M	F
0 days	100%	100%	100%	99%	99%	100%	99%	98%	100%	99%	99%	100%	100%	100%	100%	99%	99%	100%	99%	99%	99%	99%	99%	100%
1 – 2 days	0%	0%	0%	0%	0%	0%	0%	0%	0%	0%	0%	0%	0%	0%	0%	0%	0%	0%	0%	0%	0%	0%	0%	0%
3 – 5 days	0%	0%	0%	0%	0%	0%	0%	0%	0%	0%	0%	0%	0%	0%	0%	0%	0%	0%	0%	0%	0%	0%	0%	0%
6 – 9 days	0%	0%	0%	0%	0%	0%	0%	0%	0%	0%	0%	0%	0%	0%	0%	0%	0%	0%	0%	0%	0%	0%	0%	0%
10 – 19 days	0%	0%	0%	0%	0%	0%	0%	0%	0%	0%	0%	0%	0%	0%	0%	0%	0%	0%	0%	0%	0%	0%	0%	0%
20 – 29 days	0%	0%	0%	0%	0%	0%	0%	0%	0%	0%	0%	0%	0%	0%	0%	0%	0%	0%	0%	0%	0%	0%	0%	0%
30 days	0%	0%	0%	0%	0%	0%	0%	1%	0%	0%	0%	0%	0%	0%	0%	0%	0%	0%	0%	1%	0%	0%	0%	0%
Percent who answered question	99%	100%	99%	98%	98%	99%	98%	98%	99%	99%	99%	99%	99%	99%	99%	99%	99%	99%	98%	98%	99%	99%	99%	99%
Percent reporting any dissolvable tobacco use in the last 30 days	0%	0%	0%	1%	1%	0%	1%	2%	0%	1%	1%	0%	0%	0%	0%	1%	1%	0%	1%	1%	1%	1%	1%	0%

Iowa Youth Survey • 2014 Judicial District Results													Iowa Youth Survey • 2014 State of Iowa Results											
In the past 30 days, on how many days have you used electronic cigarettes or e-cigarettes (battery-powered cigarettes)?																								
IYS Question B38	6th Grade			8th Grade			11th Grade			All Grades			6th Grade			8th Grade			11th Grade			All Grades		
	TOTAL	M	F	TOTAL	M	F	TOTAL	M	F	TOTAL	M	F	TOTAL	M	F	TOTAL	M	F	TOTAL	M	F	TOTAL	M	F
	0 days	98%	97%	98%	96%	95%	98%	88%	86%	91%	94%	93%	95%	97%	96%	97%	96%	95%	97%	89%	87%	91%	94%	93%
1 – 2 days	1%	1%	1%	2%	3%	1%	5%	6%	4%	3%	3%	2%	1%	2%	1%	2%	2%	2%	5%	6%	5%	3%	3%	2%
3 – 5 days	0%	0%	0%	1%	1%	0%	2%	3%	2%	1%	1%	1%	1%	1%	0%	1%	1%	1%	2%	2%	2%	1%	1%	1%
6 – 9 days	0%	0%	0%	0%	1%	0%	1%	1%	1%	1%	1%	1%	0%	0%	0%	0%	1%	0%	1%	1%	1%	1%	1%	1%
10 – 19 days	0%	0%	0%	0%	0%	0%	1%	2%	1%	1%	1%	0%	0%	0%	0%	0%	0%	1%	2%	1%	1%	1%	0%	
20 – 29 days	0%	0%	0%	0%	0%	0%	1%	1%	1%	0%	0%	0%	0%	0%	0%	0%	0%	0%	1%	0%	0%	0%	0%	0%
30 days	0%	1%	0%	0%	1%	0%	1%	2%	1%	1%	1%	0%	1%	1%	1%	1%	0%	1%	2%	1%	1%	1%	1%	1%
Percent who answered question	98%	99%	98%	98%	98%	98%	99%	99%	99%	98%	98%	99%	98%	98%	98%	99%	99%	99%	99%	99%	99%	98%	98%	99%
Percent reporting any electronic cigarette use in the last 30 days	2%	3%	2%	4%	5%	2%	12%	14%	9%	6%	7%	5%	3%	4%	3%	4%	5%	3%	11%	13%	9%	6%	7%	5%

Iowa Youth Survey • 2014 Judicial District Results													Iowa Youth Survey • 2014 State of Iowa Results											
Have you ever used marijuana (pot, grass, hash, bud, weed)?																								
IYS Question B39	6th Grade			8th Grade			11th Grade			All Grades			6th Grade			8th Grade			11th Grade			All Grades		
	TOTAL	M	F	TOTAL	M	F	TOTAL	M	F	TOTAL	M	F	TOTAL	M	F	TOTAL	M	F	TOTAL	M	F	TOTAL	M	F
	Yes	1%	1%	1%	4%	5%	4%	22%	24%	20%	9%	10%	8%	1%	1%	1%	5%	6%	5%	22%	23%	21%	9%	10%
No	99%	99%	99%	96%	95%	96%	78%	76%	80%	91%	90%	92%	99%	99%	99%	95%	94%	95%	78%	77%	79%	91%	90%	91%
Percent who answered question	99%	99%	99%	98%	98%	98%	99%	99%	99%	98%	98%	99%	99%	99%	99%	99%	99%	99%	99%	99%	99%	99%	99%	99%

Note: Question B39 is a skip question. If a respondent answered “no” to question B39, he or she was taken to question B42 and responses representing never having used marijuana were inserted into the data set for all questions in between.



Iowa Youth Survey • 2014 Judicial District Results													Iowa Youth Survey • 2014 State of Iowa Results											
In the past 30 days, have you used marijuana (pot, grass, hash, bud, weed)?																								
IYS Question B40	6th Grade			8th Grade			11th Grade			All Grades			6th Grade			8th Grade			11th Grade			All Grades		
	TOTAL	M	F	TOTAL	M	F	TOTAL	M	F	TOTAL	M	F	TOTAL	M	F	TOTAL	M	F	TOTAL	M	F	TOTAL	M	F
	Yes	0%	0%	0%	2%	2%	1%	11%	12%	10%	4%	5%	4%	0%	1%	0%	2%	3%	2%	11%	12%	10%	4%	5%
No	100%	100%	100%	98%	98%	99%	89%	88%	90%	96%	95%	96%	100%	99%	100%	98%	97%	98%	89%	88%	90%	96%	95%	96%
Percent who answered question	99%	99%	99%	98%	98%	99%	99%	99%	99%	99%	99%	99%	99%	99%	99%	99%	99%	99%	99%	99%	99%	99%	99%	99%

Iowa Youth Survey • 2014 Judicial District Results													Iowa Youth Survey • 2014 State of Iowa Results											
How old were you when you first tried marijuana (pot, grass, hash, weed)?																								
IYS Question B41	6th Grade			8th Grade			11th Grade			All Grades			6th Grade			8th Grade			11th Grade			All Grades		
	TOTAL	M	F	TOTAL	M	F	TOTAL	M	F	TOTAL	M	F	TOTAL	M	F	TOTAL	M	F	TOTAL	M	F	TOTAL	M	F
	Never	99%	99%	100%	96%	95%	97%	78%	76%	80%	91%	90%	92%	99%	99%	99%	95%	94%	95%	78%	77%	79%	91%	91%
8 or Younger	0%	0%	0%	0%	1%	0%	1%	1%	0%	0%	1%	0%	0%	0%	0%	0%	1%	0%	1%	1%	0%	1%	1%	0%
9 or 10	0%	0%	0%	0%	0%	0%	1%	1%	0%	0%	1%	0%	0%	0%	0%	1%	1%	0%	1%	1%	0%	0%	1%	0%
11 or 12	0%	0%	0%	1%	1%	1%	2%	3%	1%	1%	2%	1%	0%	0%	0%	2%	2%	2%	2%	3%	2%	1%	2%	1%
13 or 14	0%	0%	0%	2%	2%	2%	7%	8%	6%	3%	3%	3%	0%	0%	0%	2%	2%	2%	7%	7%	7%	3%	3%	3%
15 or 16	0%	0%	0%	0%	0%	0%	10%	10%	11%	3%	3%	4%	0%	0%	0%	0%	0%	0%	10%	9%	11%	3%	3%	4%
17 or Older	0%	0%	0%	0%	0%	0%	1%	1%	0%	0%	0%	0%	0%	0%	0%	0%	0%	0%	1%	1%	0%	0%	0%	0%
Percent who answered question	99%	99%	98%	98%	98%	98%	99%	99%	99%	98%	98%	98%	98%	98%	99%	99%	99%	98%	99%	99%	98%	98%	99%	99%

Iowa Youth Survey • 2014 Judicial District Results													Iowa Youth Survey • 2014 State of Iowa Results											
In the past 30 days, on how many days have you: Sniffed glue, breathed the contents of gases or sprays in order to get high?																								
IYS Question B42	6th Grade			8th Grade			11th Grade			All Grades			6th Grade			8th Grade			11th Grade			All Grades		
	TOTAL	M	F	TOTAL	M	F	TOTAL	M	F	TOTAL	M	F	TOTAL	M	F	TOTAL	M	F	TOTAL	M	F	TOTAL	M	F
0 days	98%	98%	98%	98%	98%	98%	99%	98%	99%	98%	98%	98%	98%	98%	98%	98%	98%	98%	99%	98%	99%	98%	98%	98%
1 – 2 days	2%	2%	1%	1%	2%	1%	1%	1%	1%	1%	1%	1%	2%	2%	1%	1%	1%	1%	1%	1%	1%	1%	1%	1%
3 – 5 days	0%	0%	0%	0%	0%	0%	0%	0%	0%	0%	0%	0%	0%	0%	0%	0%	0%	0%	0%	0%	0%	0%	0%	0%
6 – 9 days	0%	0%	0%	0%	0%	0%	0%	0%	0%	0%	0%	0%	0%	0%	0%	0%	0%	0%	0%	0%	0%	0%	0%	0%
10 – 19 days	0%	0%	0%	0%	0%	0%	0%	0%	0%	0%	0%	0%	0%	0%	0%	0%	0%	0%	0%	0%	0%	0%	0%	0%
20 – 29 days	0%	0%	0%	0%	0%	0%	0%	0%	0%	0%	0%	0%	0%	0%	0%	0%	0%	0%	0%	0%	0%	0%	0%	0%
30 days	0%	0%	0%	0%	0%	0%	1%	1%	0%	0%	0%	0%	0%	0%	0%	0%	0%	0%	1%	1%	0%	0%	0%	0%
Percent who answered question	98%	97%	98%	98%	97%	98%	99%	99%	99%	98%	98%	98%	98%	97%	98%	99%	99%	99%	98%	99%	99%	98%	98%	99%
Percent reporting any inhalant use in the last 30 days	2%	2%	2%	2%	2%	2%	1%	2%	1%	2%	2%	2%	2%	2%	2%	2%	2%	2%	1%	2%	1%	2%	2%	2%

Iowa Youth Survey • 2014 Judicial District Results													Iowa Youth Survey • 2014 State of Iowa Results											
In the past 30 days, on how many days have you: Used over the counter medications different from the directions?																								
IYS Question B43	TOTAL	M	F	TOTAL	M	F	TOTAL	M	F	TOTAL	M	F	TOTAL	M	F	TOTAL	M	F	TOTAL	M	F	TOTAL	M	F
	0 days	98%	97%	98%	98%	98%	98%	95%	96%	94%	97%	97%	97%	98%	98%	98%	97%	98%	97%	95%	95%	95%	97%	97%
1 – 2 days	1%	1%	1%	1%	1%	1%	2%	2%	3%	2%	2%	2%	1%	2%	1%	2%	1%	2%	3%	2%	3%	2%	2%	2%
3 – 5 days	0%	0%	0%	0%	0%	0%	1%	1%	1%	1%	1%	1%	0%	0%	0%	0%	0%	1%	1%	1%	1%	1%	1%	1%
6 – 9 days	0%	0%	0%	0%	0%	0%	1%	1%	1%	0%	0%	0%	0%	0%	0%	0%	0%	0%	0%	0%	0%	0%	0%	0%
10 – 19 days	0%	0%	0%	0%	0%	0%	0%	0%	0%	0%	0%	0%	0%	0%	0%	0%	0%	0%	0%	0%	0%	0%	0%	0%
20 – 29 days	0%	0%	0%	0%	0%	0%	0%	0%	0%	0%	0%	0%	0%	0%	0%	0%	0%	0%	0%	0%	0%	0%	0%	0%
30 days	0%	0%	0%	0%	0%	0%	0%	1%	0%	0%	0%	0%	0%	0%	0%	0%	0%	0%	1%	1%	0%	0%	1%	0%
Percent who answered question	97%	97%	97%	98%	97%	98%	99%	99%	99%	98%	98%	98%	97%	97%	97%	98%	98%	99%	98%	98%	99%	98%	98%	98%
Percent reporting any over the counter medication use not as directed in the last 30 days	2%	3%	2%	2%	2%	2%	5%	4%	6%	3%	3%	3%	2%	2%	2%	3%	2%	3%	5%	5%	5%	3%	3%	3%

Iowa Youth Survey • 2014 Judicial District Results													Iowa Youth Survey • 2014 State of Iowa Results											
In the past 30 days, on how many days have you: Used prescription medications that were not prescribed for you by your doctor?																								
IYS Question B44	6th Grade			8th Grade			11th Grade			All Grades			6th Grade			8th Grade			11th Grade			All Grades		
	TOTAL	M	F	TOTAL	M	F	TOTAL	M	F	TOTAL	M	F	TOTAL	M	F	TOTAL	M	F	TOTAL	M	F	TOTAL	M	F
0 days	98%	98%	97%	98%	98%	97%	95%	95%	95%	97%	97%	97%	98%	98%	98%	97%	98%	97%	95%	95%	95%	97%	97%	96%
1 – 2 days	1%	1%	2%	2%	1%	2%	2%	2%	2%	2%	2%	2%	1%	1%	2%	2%	1%	2%	3%	3%	3%	2%	2%	2%
3 – 5 days	0%	0%	0%	0%	0%	0%	1%	1%	1%	1%	1%	1%	0%	0%	0%	0%	0%	0%	1%	1%	1%	1%	0%	1%
6 – 9 days	0%	0%	0%	0%	0%	0%	1%	1%	1%	0%	0%	0%	0%	0%	0%	0%	0%	0%	0%	0%	1%	0%	0%	0%
10 – 19 days	0%	0%	0%	0%	0%	0%	0%	0%	0%	0%	0%	0%	0%	0%	0%	0%	0%	0%	0%	0%	0%	0%	0%	0%
20 – 29 days	0%	0%	0%	0%	0%	0%	0%	0%	0%	0%	0%	0%	0%	0%	0%	0%	0%	0%	0%	0%	0%	0%	0%	0%
30 days	0%	0%	0%	0%	0%	0%	0%	1%	0%	0%	0%	0%	0%	0%	0%	0%	0%	0%	1%	1%	0%	0%	0%	0%
Percent who answered question	97%	97%	98%	98%	97%	98%	98%	98%	99%	98%	98%	98%	97%	97%	98%	98%	98%	99%	98%	98%	98%	98%	98%	98%
Percent reporting use of any prescription drug not prescribed for you in the last 30 days	2%	2%	3%	2%	2%	3%	5%	5%	5%	3%	3%	3%	2%	2%	2%	3%	2%	3%	5%	5%	5%	3%	3%	4%

Iowa Youth Survey • 2014 Judicial District Results													Iowa Youth Survey • 2014 State of Iowa Results											
In the past 30 days, on how many days have you: Used prescription medications (that were prescribed to you by your doctor) different from the directions?																								
IYS Question B45	6th Grade			8th Grade			11th Grade			All Grades			6th Grade			8th Grade			11th Grade			All Grades		
	TOTAL	M	F	TOTAL	M	F	TOTAL	M	F	TOTAL	M	F	TOTAL	M	F	TOTAL	M	F	TOTAL	M	F	TOTAL	M	F
0 days	95%	94%	96%	97%	97%	97%	97%	97%	97%	96%	96%	97%	95%	94%	96%	97%	97%	97%	96%	96%	96%	96%	96%	96%
1 – 2 days	2%	3%	2%	2%	2%	2%	1%	1%	1%	2%	2%	2%	3%	3%	2%	2%	2%	2%	2%	1%	2%	2%	2%	2%
3 – 5 days	1%	1%	0%	0%	0%	0%	0%	0%	1%	0%	1%	0%	1%	1%	1%	0%	0%	0%	1%	1%	1%	1%	1%	1%
6 – 9 days	0%	0%	0%	0%	0%	0%	0%	0%	0%	0%	0%	0%	0%	0%	0%	0%	0%	0%	0%	0%	0%	0%	0%	0%
10 – 19 days	0%	0%	0%	0%	0%	0%	0%	0%	0%	0%	0%	0%	0%	0%	0%	0%	0%	0%	0%	0%	0%	0%	0%	0%
20 – 29 days	0%	0%	0%	0%	0%	0%	0%	0%	0%	0%	0%	0%	0%	0%	0%	0%	0%	0%	0%	0%	0%	0%	0%	0%
30 days	1%	2%	1%	1%	1%	0%	1%	1%	0%	1%	1%	1%	1%	2%	1%	1%	1%	0%	1%	1%	1%	1%	1%	1%
Percent who answered question	97%	97%	97%	98%	97%	98%	99%	99%	99%	98%	98%	98%	97%	96%	97%	98%	98%	99%	98%	98%	99%	98%	98%	98%
Percent reporting use of any prescription drug use different from directions in the last 30 days	5%	6%	4%	3%	3%	3%	3%	3%	3%	4%	4%	3%	5%	6%	4%	3%	3%	3%	4%	4%	4%	4%	4%	4%

An asterisk ( \* ) will be present in cells where 15 or fewer students answered a question, or if 10% or fewer students did not respond in the *least* sensitive manner for select questions.

Iowa Youth Survey • 2014 Judicial District Results													Iowa Youth Survey • 2014 State of Iowa Results												
In the last 30 days have you: Taken steroid pills or shots without a doctor's prescription?																									
																									6th Grade
IYS Question B46	6th Grade			8th Grade			11th Grade			All Grades			6th Grade			8th Grade			11th Grade			All Grades			
	TOTAL	M	F	TOTAL	M	F	TOTAL	M	F	TOTAL	M	F	TOTAL	M	F	TOTAL	M	F	TOTAL	M	F	TOTAL	M	F	
0 days	99%	99%	99%	99%	99%	100%	99%	99%	100%	99%	99%	100%	99%	99%	99%	99%	99%	99%	99%	98%	99%	99%	99%	99%	99%
1 – 2 days	0%	0%	0%	0%	0%	0%	0%	0%	0%	0%	0%	0%	1%	1%	0%	0%	0%	0%	0%	0%	0%	0%	0%	0%	0%
3 – 5 days	0%	0%	0%	0%	0%	0%	0%	0%	0%	0%	0%	0%	0%	0%	0%	0%	0%	0%	0%	0%	0%	0%	0%	0%	0%
6 – 9 days	0%	0%	0%	0%	0%	0%	0%	0%	0%	0%	0%	0%	0%	0%	0%	0%	0%	0%	0%	0%	0%	0%	0%	0%	0%
10 – 19 days	0%	0%	0%	0%	0%	0%	0%	0%	0%	0%	0%	0%	0%	0%	0%	0%	0%	0%	0%	0%	0%	0%	0%	0%	0%
20 – 29 days	0%	0%	0%	0%	0%	0%	0%	0%	0%	0%	0%	0%	0%	0%	0%	0%	0%	0%	0%	0%	0%	0%	0%	0%	0%
30 days	0%	0%	0%	0%	0%	0%	0%	1%	0%	0%	0%	0%	0%	0%	0%	0%	0%	0%	1%	1%	0%	0%	0%	0%	0%
Percent who answered question	97%	97%	98%	98%	97%	98%	99%	99%	98%	98%	98%	98%	97%	97%	98%	98%	98%	99%	98%	98%	99%	98%	98%	98%	98%
Percent reporting any steroid use in the last 30 days	1%	1%	1%	1%	1%	0%	1%	1%	0%	1%	1%	0%	1%	1%	1%	1%	1%	1%	1%	2%	1%	1%	1%	1%	1%

An asterisk ( \* ) will be present in cells where 15 or fewer students answered a question, or if 10% or fewer students did not respond in the *least* sensitive manner for select questions.

Iowa Youth Survey • 2014 Judicial District Results													Iowa Youth Survey • 2014 State of Iowa Results												
In the past 30 days, on how many days have you: Used cocaine (crack, rock, coke [not Coca Cola])?																									
IYS Question B47	6th Grade			8th Grade			11th Grade			All Grades			6th Grade			8th Grade			11th Grade			All Grades			
	TOTAL	M	F	TOTAL	M	F	TOTAL	M	F	TOTAL	M	F	TOTAL	M	F	TOTAL	M	F	TOTAL	M	F	TOTAL	M	F	
<b>0 days</b>	99%	99%	99%	99%	99%	99%	98%	97%	99%	99%	99%	99%	99%	99%	99%	99%	99%	99%	99%	98%	99%	99%	99%	99%	99%
<b>1 – 2 days</b>	0%	0%	0%	0%	0%	0%	1%	1%	0%	0%	0%	0%	0%	0%	0%	0%	0%	0%	0%	1%	0%	0%	0%	0%	0%
<b>3 – 5 days</b>	0%	0%	0%	0%	0%	0%	0%	0%	0%	0%	0%	0%	0%	0%	0%	0%	0%	0%	0%	0%	0%	0%	0%	0%	0%
<b>6 – 9 days</b>	0%	0%	0%	0%	0%	0%	0%	0%	0%	0%	0%	0%	0%	0%	0%	0%	0%	0%	0%	0%	0%	0%	0%	0%	0%
<b>10 – 19 days</b>	0%	0%	0%	0%	0%	0%	0%	0%	0%	0%	0%	0%	0%	0%	0%	0%	0%	0%	0%	0%	0%	0%	0%	0%	0%
<b>20 – 29 days</b>	0%	0%	0%	0%	0%	0%	0%	0%	0%	0%	0%	0%	0%	0%	0%	0%	0%	0%	0%	0%	0%	0%	0%	0%	0%
<b>30 days</b>	0%	0%	0%	0%	0%	0%	1%	1%	0%	0%	1%	0%	0%	0%	0%	0%	0%	0%	1%	1%	0%	0%	0%	0%	0%
<b>Percent who answered question</b>	97%	97%	98%	98%	97%	98%	99%	99%	99%	98%	98%	98%	97%	97%	97%	98%	98%	99%	98%	98%	98%	98%	98%	98%	98%
<b>Percent reporting any cocaine use in the last 30 days</b>	1%	1%	1%	1%	1%	1%	2%	3%	1%	1%	1%	1%	1%	1%	1%	1%	1%	1%	1%	2%	1%	1%	1%	1%	1%

Iowa Youth Survey • 2014 Judicial District Results													Iowa Youth Survey • 2014 State of Iowa Results											
In the past 30 days, on how many days have you: Used methamphetamines (crank)?																								
IYS Question B48	6th Grade			8th Grade			11th Grade			All Grades			6th Grade			8th Grade			11th Grade			All Grades		
	TOTAL	M	F	TOTAL	M	F	TOTAL	M	F	TOTAL	M	F	TOTAL	M	F	TOTAL	M	F	TOTAL	M	F	TOTAL	M	F
<b>0 days</b>	100%	100%	100%	100%	99%	100%	99%	98%	100%	99%	99%	100%	100%	100%	100%	99%	99%	100%	99%	99%	99%	99%	99%	100%
<b>1 – 2 days</b>	0%	0%	0%	0%	0%	0%	0%	0%	0%	0%	0%	0%	0%	0%	0%	0%	0%	0%	0%	0%	0%	0%	0%	0%
<b>3 – 5 days</b>	0%	0%	0%	0%	0%	0%	0%	0%	0%	0%	0%	0%	0%	0%	0%	0%	0%	0%	0%	0%	0%	0%	0%	0%
<b>6 – 9 days</b>	0%	0%	0%	0%	0%	0%	0%	0%	0%	0%	0%	0%	0%	0%	0%	0%	0%	0%	0%	0%	0%	0%	0%	0%
<b>10 – 19 days</b>	0%	0%	0%	0%	0%	0%	0%	0%	0%	0%	0%	0%	0%	0%	0%	0%	0%	0%	0%	0%	0%	0%	0%	0%
<b>20 – 29 days</b>	0%	0%	0%	0%	0%	0%	0%	0%	0%	0%	0%	0%	0%	0%	0%	0%	0%	0%	0%	0%	0%	0%	0%	0%
<b>30 days</b>	0%	0%	0%	0%	0%	0%	0%	1%	0%	0%	0%	0%	0%	0%	0%	0%	0%	0%	1%	1%	0%	0%	0%	0%
<b>Percent who answered question</b>	96%	96%	96%	98%	97%	98%	98%	99%	98%	97%	97%	97%	96%	96%	96%	98%	98%	98%	98%	98%	98%	97%	97%	98%
<b>Percent reporting any methamphetamine use in the last 30 days</b>	0%	0%	0%	0%	1%	0%	1%	2%	0%	1%	1%	0%	0%	0%	0%	1%	1%	0%	1%	1%	1%	1%	1%	0%



Iowa Youth Survey • 2014 Judicial District Results													Iowa Youth Survey • 2014 State of Iowa Results													
In the past 30 days, on how many days have you: Used amphetamines <u>other than methamphetamines</u> (like stimulants, uppers, speed)?																										
																									6th Grade	
IYS Question B49	TOTAL	M	F	TOTAL	M	F	TOTAL	M	F	TOTAL	M	F	TOTAL	M	F	TOTAL	M	F	TOTAL	M	F	TOTAL	M	F		
	0 days	100%	100%	99%	99%	99%	100%	98%	97%	98%	99%	99%	99%	99%	99%	100%	99%	99%	100%	98%	98%	98%	99%	99%	99%	
1 – 2 days	0%	0%	0%	0%	0%	0%	1%	0%	1%	0%	0%	0%	0%	0%	0%	0%	0%	0%	0%	0%	1%	1%	1%	0%	0%	0%
3 – 5 days	0%	0%	0%	0%	0%	0%	0%	1%	0%	0%	0%	0%	0%	0%	0%	0%	0%	0%	0%	0%	0%	0%	0%	0%	0%	0%
6 – 9 days	0%	0%	0%	0%	0%	0%	0%	0%	0%	0%	0%	0%	0%	0%	0%	0%	0%	0%	0%	0%	0%	0%	0%	0%	0%	0%
10 – 19 days	0%	0%	0%	0%	0%	0%	0%	0%	0%	0%	0%	0%	0%	0%	0%	0%	0%	0%	0%	0%	0%	0%	0%	0%	0%	0%
20 – 29 days	0%	0%	0%	0%	0%	0%	0%	0%	0%	0%	0%	0%	0%	0%	0%	0%	0%	0%	0%	0%	0%	0%	0%	0%	0%	0%
30 days	0%	0%	0%	0%	0%	0%	1%	1%	0%	0%	0%	0%	0%	0%	0%	0%	0%	0%	0%	0%	1%	1%	0%	0%	0%	0%
Percent who answered question	96%	96%	96%	98%	97%	98%	98%	99%	99%	97%	97%	97%	96%	96%	96%	98%	98%	99%	98%	98%	99%	97%	97%	98%		
Percent reporting any amphetamine use in the last 30 days	0%	0%	1%	1%	1%	0%	2%	3%	2%	1%	1%	1%	1%	1%	0%	1%	1%	0%	2%	2%	2%	1%	1%	1%		

Iowa Youth Survey • 2014 Judicial District Results													Iowa Youth Survey • 2014 State of Iowa Results											
In the past 30 days, on how many days have you: Used Synthetic Drugs (this may include Spice, K2, herbal incense, fake weed, Yucatan Fire, Skunk, Moon Rocks, etc.)?																								
IYS Question B50	6th Grade			8th Grade			11th Grade			All Grades			6th Grade			8th Grade			11th Grade			All Grades		
	TOTAL	M	F	TOTAL	M	F	TOTAL	M	F	TOTAL	M	F	TOTAL	M	F	TOTAL	M	F	TOTAL	M	F	TOTAL	M	F
0 days	99%	99%	99%	99%	99%	99%	98%	98%	98%	99%	99%	99%	99%	99%	99%	99%	99%	99%	98%	98%	98%	99%	99%	99%
1 – 2 days	0%	1%	0%	1%	0%	1%	1%	1%	1%	1%	1%	1%	0%	0%	0%	1%	1%	1%	1%	1%	1%	1%	1%	1%
3 – 5 days	0%	0%	0%	0%	0%	0%	0%	0%	0%	0%	0%	0%	0%	0%	0%	0%	0%	0%	0%	0%	0%	0%	0%	0%
6 – 9 days	0%	0%	0%	0%	0%	0%	0%	0%	0%	0%	0%	0%	0%	0%	0%	0%	0%	0%	0%	0%	0%	0%	0%	0%
10 – 19 days	0%	0%	0%	0%	0%	0%	0%	0%	0%	0%	0%	0%	0%	0%	0%	0%	0%	0%	0%	0%	0%	0%	0%	0%
20 – 29 days	0%	0%	0%	0%	0%	0%	0%	0%	0%	0%	0%	0%	0%	0%	0%	0%	0%	0%	0%	0%	0%	0%	0%	0%
30 days	0%	0%	0%	0%	0%	0%	0%	1%	0%	0%	0%	0%	0%	0%	0%	0%	0%	0%	1%	1%	0%	0%	0%	0%
Percent who answered question	96%	96%	97%	97%	97%	98%	98%	99%	98%	97%	97%	98%	96%	96%	97%	98%	98%	98%	98%	98%	98%	97%	97%	98%
Percent reporting any synthetic drug use in the last 30 days	1%	1%	1%	1%	1%	1%	2%	2%	2%	1%	1%	1%	1%	1%	1%	1%	1%	1%	2%	2%	2%	1%	1%	1%

Iowa Youth Survey • 2014 Judicial District Results													Iowa Youth Survey • 2014 State of Iowa Results											
How old were you when you first tried sniffing glue, breathing the contents of aerosol spray cans, inhaling any other gases or spray in order to get high?																								
IYS Question B51	6th Grade			8th Grade			11th Grade			All Grades			6th Grade			8th Grade			11th Grade			All Grades		
	TOTAL	M	F	TOTAL	M	F	TOTAL	M	F	TOTAL	M	F	TOTAL	M	F	TOTAL	M	F	TOTAL	M	F	TOTAL	M	F
	Never	93%	93%	94%	93%	92%	94%	95%	94%	96%	94%	93%	95%	94%	93%	94%	93%	93%	94%	95%	94%	96%	94%	93%
8 or Younger	4%	4%	4%	3%	3%	2%	2%	3%	1%	3%	3%	2%	4%	4%	4%	3%	3%	2%	2%	3%	1%	3%	3%	2%
9 or 10	2%	2%	1%	1%	2%	1%	1%	1%	1%	1%	1%	1%	1%	2%	1%	1%	2%	1%	1%	1%	0%	1%	1%	1%
11 or 12	1%	1%	1%	2%	2%	2%	1%	1%	1%	1%	1%	1%	1%	1%	1%	2%	2%	2%	1%	1%	1%	1%	1%	1%
13 or 14	0%	0%	0%	1%	1%	1%	1%	1%	1%	1%	1%	0%	0%	0%	0%	1%	1%	1%	1%	1%	1%	1%	1%	1%
15 or 16	0%	0%	0%	0%	0%	0%	0%	0%	1%	0%	0%	0%	0%	0%	0%	0%	0%	0%	1%	1%	1%	0%	0%	0%
17 or Older	0%	0%	0%	0%	0%	0%	0%	0%	0%	0%	0%	0%	0%	0%	0%	0%	0%	0%	0%	0%	0%	0%	0%	0%
Percent who answered question	98%	99%	98%	98%	98%	99%	99%	99%	99%	98%	99%	99%	98%	98%	98%	99%	99%	99%	99%	99%	99%	98%	98%	99%

Iowa Youth Survey • 2014 Judicial District Results													Iowa Youth Survey • 2014 State of Iowa Results											
Have you ever bet or gambled for money or possessions?																								
IYS Question B52	6th Grade			8th Grade			11th Grade			All Grades			6th Grade			8th Grade			11th Grade			All Grades		
	TOTAL	M	F	TOTAL	M	F	TOTAL	M	F	TOTAL	M	F	TOTAL	M	F	TOTAL	M	F	TOTAL	M	F	TOTAL	M	F
	Yes	17%	24%	11%	29%	41%	18%	34%	50%	16%	27%	39%	15%	18%	25%	11%	29%	41%	18%	31%	47%	14%	26%	37%
No	83%	76%	89%	71%	59%	82%	66%	50%	84%	73%	61%	85%	82%	75%	89%	71%	59%	82%	69%	53%	86%	74%	63%	85%
Percent who answered question	98%	99%	98%	98%	98%	98%	99%	99%	99%	99%	99%	99%	98%	98%	99%	99%	99%	99%	99%	99%	99%	98%	99%	99%

Note: Question B52 is a skip question. If a respondent answered “no” to question B52, he or she was taken to question B62 and responses representing never having gambled were inserted into the data set for all questions in between.

Iowa Youth Survey • 2014 Judicial District Results													Iowa Youth Survey • 2014 State of Iowa Results																																		
During the past 12 months how many times have you bet or gambled for money or possessions in any of the following ways: Sports?																																															
																								6th Grade			8th Grade			11th Grade			All Grades			6th Grade			8th Grade			11th Grade			All Grades		
																								TOTAL	M	F	TOTAL	M	F	TOTAL	M	F	TOTAL	M	F	TOTAL	M	F	TOTAL	M	F	TOTAL	M	F	TOTAL	M	F
0 times	93%	89%	96%	86%	78%	93%	84%	73%	95%	87%	80%	95%	92%	88%	96%	86%	78%	93%	85%	75%	95%	88%	80%	95%																							
1 – 3 times	6%	8%	3%	12%	18%	6%	12%	20%	4%	10%	15%	4%	6%	9%	3%	11%	16%	6%	11%	18%	4%	9%	14%	4%																							
4 – 9 times	1%	1%	0%	2%	3%	1%	2%	4%	0%	1%	3%	0%	1%	1%	0%	2%	3%	1%	2%	3%	0%	1%	3%	0%																							
10 or more times	1%	1%	0%	1%	2%	0%	2%	4%	0%	1%	3%	0%	1%	2%	0%	2%	3%	0%	2%	4%	0%	2%	3%	0%																							
Percent who answered question	99%	99%	99%	98%	98%	99%	99%	99%	99%	99%	98%	99%	99%	99%	99%	99%	99%	99%	98%	98%	99%	99%	98%	99%																							

Iowa Youth Survey • 2014 Judicial District Results													Iowa Youth Survey • 2014 State of Iowa Results																																		
During the past 12 months how many times have you bet or gambled for money or possessions in any of the following ways: Card games with friends or family?																																															
																								6th Grade			8th Grade			11th Grade			All Grades			6th Grade			8th Grade			11th Grade			All Grades		
																								TOTAL	M	F	TOTAL	M	F	TOTAL	M	F	TOTAL	M	F	TOTAL	M	F	TOTAL	M	F	TOTAL	M	F	TOTAL	M	F
0 times	91%	88%	94%	84%	78%	89%	82%	74%	90%	85%	80%	91%	90%	87%	94%	84%	79%	89%	83%	75%	92%	86%	81%	91%																							
1 – 3 times	7%	9%	5%	13%	17%	8%	14%	19%	8%	11%	15%	7%	7%	9%	5%	12%	16%	9%	12%	18%	6%	11%	14%	7%																							
4 – 9 times	1%	1%	1%	3%	3%	2%	2%	3%	1%	2%	3%	1%	1%	2%	1%	2%	3%	2%	2%	3%	1%	2%	3%	1%																							
10 or more times	1%	2%	1%	1%	2%	1%	3%	4%	1%	2%	3%	1%	1%	2%	1%	2%	2%	1%	2%	4%	1%	2%	3%	1%																							
Percent who answered question	99%	99%	99%	98%	97%	99%	98%	98%	99%	98%	98%	99%	99%	98%	99%	99%	98%	98%	99%	98%	98%	99%	98%	98%	99%																						

Iowa Youth Survey • 2014 Judicial District Results													Iowa Youth Survey • 2014 State of Iowa Results											
During the past 12 months how many times have you bet or gambled for money or possessions in any of the following ways: Internet?																								
IYS Question B55	6th Grade			8th Grade			11th Grade			All Grades			6th Grade			8th Grade			11th Grade			All Grades		
	TOTAL	M	F	TOTAL	M	F	TOTAL	M	F	TOTAL	M	F	TOTAL	M	F	TOTAL	M	F	TOTAL	M	F	TOTAL	M	F
0 times	98%	98%	99%	97%	95%	98%	96%	95%	98%	97%	96%	99%	98%	97%	99%	97%	95%	98%	97%	95%	99%	97%	96%	98%
1 – 3 times	1%	1%	0%	2%	3%	1%	2%	3%	1%	2%	2%	1%	1%	2%	1%	2%	3%	1%	2%	3%	1%	2%	2%	1%
4 – 9 times	0%	1%	0%	1%	1%	0%	1%	1%	0%	1%	1%	0%	0%	1%	0%	1%	1%	0%	0%	1%	0%	0%	1%	0%
10 or more times	1%	1%	0%	1%	1%	0%	1%	2%	0%	1%	1%	0%	1%	1%	0%	1%	1%	0%	1%	2%	0%	1%	1%	0%
Percent who answered question	99%	98%	99%	98%	97%	98%	98%	98%	99%	98%	98%	99%	98%	98%	99%	98%	98%	99%	98%	97%	99%	98%	98%	99%

Iowa Youth Survey • 2014 Judicial District Results													Iowa Youth Survey • 2014 State of Iowa Results											
During the past 12 months how many times have you bet or gambled for money or possessions in any of the following ways: Personal skill games such as pool, bowling, or dominoes?																								
IYS Question B56	6th Grade			8th Grade			11th Grade			All Grades			6th Grade			8th Grade			11th Grade			All Grades		
	TOTAL	M	F	TOTAL	M	F	TOTAL	M	F	TOTAL	M	F	TOTAL	M	F	TOTAL	M	F	TOTAL	M	F	TOTAL	M	F
0 times	95%	93%	97%	89%	84%	94%	86%	77%	95%	90%	85%	95%	94%	91%	96%	89%	84%	94%	87%	80%	95%	90%	85%	95%
1 – 3 times	4%	6%	2%	9%	12%	5%	11%	16%	4%	8%	11%	4%	5%	7%	3%	8%	12%	5%	9%	14%	4%	7%	11%	4%
4 – 9 times	1%	1%	0%	1%	2%	1%	2%	3%	1%	1%	2%	0%	1%	1%	0%	1%	2%	1%	2%	3%	1%	1%	2%	1%
10 or more times	1%	1%	1%	1%	2%	1%	2%	3%	0%	1%	2%	0%	1%	1%	0%	1%	2%	1%	2%	3%	0%	1%	2%	0%
Percent who answered question	99%	99%	99%	98%	98%	98%	98%	98%	99%	98%	98%	99%	98%	98%	99%	98%	98%	99%	98%	98%	99%	98%	98%	99%

Iowa Youth Survey • 2014 Judicial District Results													Iowa Youth Survey • 2014 State of Iowa Results											
During the past 12 months how many times have you bet or gambled for money or possessions in any of the following ways: Video or arcade games?																								
IYS Question B57	6th Grade			8th Grade			11th Grade			All Grades			6th Grade			8th Grade			11th Grade			All Grades		
	TOTAL	M	F	TOTAL	M	F	TOTAL	M	F	TOTAL	M	F	TOTAL	M	F	TOTAL	M	F	TOTAL	M	F	TOTAL	M	F
	0 times	95%	92%	98%	92%	87%	96%	91%	85%	98%	93%	88%	97%	94%	91%	97%	91%	86%	96%	91%	85%	98%	92%	87%
1 – 3 times	4%	5%	2%	6%	10%	3%	6%	10%	2%	5%	8%	2%	4%	6%	2%	7%	10%	3%	6%	10%	2%	6%	9%	2%
4 – 9 times	1%	1%	0%	1%	1%	0%	1%	2%	0%	1%	1%	0%	1%	1%	0%	1%	2%	0%	1%	2%	0%	1%	2%	0%
10 or more times	1%	1%	0%	1%	2%	0%	1%	3%	0%	1%	2%	0%	1%	2%	0%	1%	2%	0%	1%	3%	0%	1%	2%	0%
Percent who answered question	99%	99%	99%	98%	97%	98%	98%	98%	99%	98%	98%	99%	99%	98%	99%	98%	98%	99%	98%	98%	99%	98%	98%	99%

Iowa Youth Survey • 2014 Judicial District Results													Iowa Youth Survey • 2014 State of Iowa Results											
During the past 12 months how many times have you bet or gambled for money or possessions in any of the following ways: Dice games?																								
IYS Question B58	6th Grade			8th Grade			11th Grade			All Grades			6th Grade			8th Grade			11th Grade			All Grades		
	TOTAL	M	F	TOTAL	M	F	TOTAL	M	F	TOTAL	M	F	TOTAL	M	F	TOTAL	M	F	TOTAL	M	F	TOTAL	M	F
	0 times	97%	96%	98%	96%	95%	98%	96%	95%	98%	97%	95%	98%	97%	95%	98%	96%	95%	97%	96%	94%	98%	96%	95%
1 – 3 times	2%	3%	1%	3%	4%	2%	2%	3%	1%	2%	3%	2%	2%	3%	2%	3%	4%	2%	2%	4%	1%	3%	3%	2%
4 – 9 times	0%	1%	0%	1%	1%	0%	1%	1%	0%	0%	1%	0%	0%	1%	0%	0%	1%	0%	1%	1%	0%	0%	1%	0%
10 or more times	0%	1%	0%	0%	1%	0%	1%	1%	0%	1%	1%	0%	1%	1%	0%	1%	1%	0%	1%	2%	0%	1%	1%	0%
Percent who answered question	99%	99%	99%	98%	98%	98%	98%	98%	99%	98%	98%	99%	98%	98%	99%	98%	98%	99%	98%	98%	99%	98%	98%	99%

Iowa Youth Survey • 2014 Judicial District Results													Iowa Youth Survey • 2014 State of Iowa Results											
During the past 12 months how many times have you bet or gambled for money or possessions in any of the following ways: Lottery scratch off tickets or numbers?																								
IYS Question B59	6th Grade			8th Grade			11th Grade			All Grades			6th Grade			8th Grade			11th Grade			All Grades		
	TOTAL	M	F	TOTAL	M	F	TOTAL	M	F	TOTAL	M	F	TOTAL	M	F	TOTAL	M	F	TOTAL	M	F	TOTAL	M	F
	0 times	97%	96%	98%	95%	93%	96%	94%	92%	96%	95%	94%	97%	97%	95%	98%	95%	93%	96%	94%	92%	96%	95%	94%
1 – 3 times	2%	3%	1%	4%	5%	3%	4%	5%	2%	3%	4%	2%	2%	3%	1%	3%	4%	3%	4%	5%	2%	3%	4%	2%
4 – 9 times	1%	1%	0%	1%	1%	1%	1%	1%	1%	1%	1%	1%	0%	1%	0%	1%	1%	1%	1%	1%	1%	1%	1%	1%
10 or more times	1%	1%	0%	1%	1%	0%	1%	2%	0%	1%	1%	0%	1%	1%	0%	1%	1%	0%	1%	2%	0%	1%	1%	0%
Percent who answered question	99%	99%	99%	98%	98%	99%	98%	98%	99%	98%	98%	99%	98%	98%	99%	98%	98%	99%	98%	98%	99%	98%	98%	99%

Iowa Youth Survey • 2014 Judicial District Results													Iowa Youth Survey • 2014 State of Iowa Results											
In the past 12 months, what is the largest amount of money you have won or lost in a single day while gambling (betting)?																								
IYS Question B60	6th Grade			8th Grade			11th Grade			All Grades			6th Grade			8th Grade			11th Grade			All Grades		
	TOTAL	M	F	TOTAL	M	F	TOTAL	M	F	TOTAL	M	F	TOTAL	M	F	TOTAL	M	F	TOTAL	M	F	TOTAL	M	F
	I did not gamble in the past 12 months	87%	82%	92%	76%	65%	86%	71%	57%	87%	78%	68%	89%	87%	81%	92%	76%	66%	86%	74%	60%	89%	79%	69%
Under \$10	9%	12%	6%	15%	19%	10%	15%	22%	9%	13%	18%	8%	8%	11%	5%	15%	19%	10%	14%	20%	7%	12%	17%	8%
\$11 to \$25	2%	3%	1%	5%	8%	3%	6%	9%	3%	4%	7%	2%	2%	4%	1%	5%	7%	2%	6%	9%	2%	4%	7%	2%
\$26 to \$50	1%	2%	0%	2%	3%	1%	3%	5%	1%	2%	3%	1%	1%	2%	0%	2%	3%	1%	3%	5%	1%	2%	3%	1%
\$51 to \$100	0%	1%	0%	1%	1%	1%	1%	2%	1%	1%	1%	0%	1%	1%	0%	1%	2%	0%	2%	3%	0%	1%	2%	0%
More than \$100	1%	1%	0%	2%	3%	0%	3%	5%	0%	2%	3%	0%	1%	1%	0%	1%	3%	0%	3%	4%	1%	2%	3%	0%
Percent who answered question	99%	99%	99%	98%	98%	98%	99%	99%	99%	99%	99%	99%	99%	99%	99%	99%	99%	99%	99%	99%	99%	99%	99%	99%

Iowa Youth Survey • 2014 Judicial District Results													Iowa Youth Survey • 2014 State of Iowa Results											
In the past 12 months, have you argued with family, friends, or others because of your gambling (betting)?																								
IYS Question B61	6th Grade			8th Grade			11th Grade			All Grades			6th Grade			8th Grade			11th Grade			All Grades		
	TOTAL	M	F	TOTAL	M	F	TOTAL	M	F	TOTAL	M	F	TOTAL	M	F	TOTAL	M	F	TOTAL	M	F	TOTAL	M	F
Yes	2%	3%	1%	3%	4%	1%	3%	4%	1%	2%	4%	1%	3%	4%	2%	3%	4%	2%	2%	4%	1%	3%	4%	2%
No	98%	97%	99%	97%	96%	99%	97%	96%	99%	98%	96%	99%	97%	96%	98%	97%	96%	98%	98%	96%	99%	97%	96%	98%
Percent who answered question	99%	99%	99%	98%	98%	99%	99%	99%	99%	99%	99%	99%	99%	98%	99%	99%	99%	99%	99%	99%	99%	99%	98%	99%

Iowa Youth Survey • 2014 Judicial District Results													Iowa Youth Survey • 2014 State of Iowa Results											
About how often during the past 30 days did you feel nervous?																								
IYS Question B62	6th Grade			8th Grade			11th Grade			All Grades			6th Grade			8th Grade			11th Grade			All Grades		
	TOTAL	M	F	TOTAL	M	F	TOTAL	M	F	TOTAL	M	F	TOTAL	M	F	TOTAL	M	F	TOTAL	M	F	TOTAL	M	F
All of the time	3%	2%	3%	5%	3%	6%	7%	4%	9%	5%	3%	6%	3%	3%	3%	5%	3%	6%	6%	4%	8%	4%	3%	6%
Most of the time	6%	4%	7%	9%	5%	13%	13%	9%	16%	9%	6%	12%	6%	5%	8%	9%	6%	13%	13%	9%	17%	9%	7%	12%
Some of the time	18%	16%	20%	25%	23%	27%	32%	29%	34%	25%	23%	27%	19%	18%	20%	24%	21%	27%	30%	27%	34%	24%	22%	27%
A little	41%	42%	41%	38%	41%	34%	31%	35%	28%	37%	39%	34%	39%	39%	39%	37%	39%	34%	32%	36%	28%	36%	38%	34%
None	17%	22%	13%	14%	18%	9%	11%	16%	6%	14%	19%	10%	18%	22%	15%	15%	21%	10%	12%	17%	7%	15%	20%	11%
I don't know or I am not sure	15%	14%	16%	10%	9%	10%	7%	7%	7%	10%	10%	11%	14%	14%	15%	10%	10%	10%	7%	7%	7%	11%	10%	11%
Percent who answered question	99%	99%	99%	98%	98%	98%	99%	99%	99%	99%	99%	99%	99%	99%	99%	99%	99%	99%	98%	99%	99%	99%	99%	99%



Iowa Youth Survey • 2014 Judicial District Results													Iowa Youth Survey • 2014 State of Iowa Results											
During the past 30 days, about how often did you feel worthless?																								
IYS Question B63	6th Grade			8th Grade			11th Grade			All Grades			6th Grade			8th Grade			11th Grade			All Grades		
	TOTAL	M	F	TOTAL	M	F	TOTAL	M	F	TOTAL	M	F	TOTAL	M	F	TOTAL	M	F	TOTAL	M	F	TOTAL	M	F
	All of the time	3%	3%	3%	5%	3%	7%	6%	4%	8%	5%	3%	6%	3%	3%	4%	5%	3%	8%	6%	4%	7%	5%	3%
Most of the time	5%	4%	6%	8%	4%	11%	8%	6%	11%	7%	5%	9%	5%	4%	6%	7%	4%	11%	9%	6%	12%	7%	5%	9%
Some of the time	9%	10%	9%	11%	8%	14%	16%	12%	21%	12%	10%	14%	10%	10%	10%	12%	8%	15%	16%	12%	20%	13%	10%	15%
A little	21%	19%	23%	19%	16%	21%	23%	19%	27%	21%	18%	24%	21%	20%	22%	19%	17%	22%	22%	20%	25%	21%	19%	23%
None	52%	57%	48%	51%	62%	41%	40%	52%	28%	48%	57%	39%	51%	54%	48%	49%	60%	37%	41%	51%	29%	47%	55%	38%
I don't know or I am not sure	10%	8%	11%	7%	7%	7%	7%	7%	6%	8%	7%	8%	10%	9%	11%	8%	7%	8%	6%	6%	6%	8%	7%	9%
Percent who answered question	99%	99%	99%	98%	97%	98%	99%	99%	99%	98%	98%	99%	98%	98%	99%	99%	98%	99%	98%	98%	99%	98%	98%	99%

Iowa Youth Survey • 2014 Judicial District Results													Iowa Youth Survey • 2014 State of Iowa Results											
Does your doctor want you to take medicine because you feel restless, nervous, or sad?																								
IYS Question B64	6th Grade			8th Grade			11th Grade			All Grades			6th Grade			8th Grade			11th Grade			All Grades		
	TOTAL	M	F	TOTAL	M	F	TOTAL	M	F	TOTAL	M	F	TOTAL	M	F	TOTAL	M	F	TOTAL	M	F	TOTAL	M	F
	Yes	3%	3%	2%	5%	4%	6%	9%	6%	13%	6%	4%	7%	3%	4%	3%	5%	4%	7%	9%	6%	13%	6%	4%
No	88%	88%	88%	83%	87%	80%	77%	82%	71%	83%	86%	80%	84%	84%	85%	83%	86%	79%	76%	82%	71%	81%	84%	78%
I don't know or I am not sure	10%	9%	10%	12%	9%	14%	14%	12%	17%	12%	10%	14%	12%	12%	12%	12%	10%	15%	14%	12%	16%	13%	11%	14%
Percent who answered question	99%	99%	99%	98%	98%	98%	99%	99%	99%	99%	98%	99%	99%	98%	99%	99%	98%	99%	98%	98%	99%	98%	98%	99%

Iowa Youth Survey • 2014 Judicial District Results													Iowa Youth Survey • 2014 State of Iowa Results																																			
IYS Question B65 During the past 12 months, did you ever feel so sad or hopeless almost every day for 2 weeks or more in a row that you stopped doing some usual activities?																																																
																									6th Grade			8th Grade			11th Grade			All Grades			6th Grade			8th Grade			11th Grade			All Grades		
																									TOTAL	M	F	TOTAL	M	F	TOTAL	M	F	TOTAL	M	F	TOTAL	M	F	TOTAL	M	F	TOTAL	M	F	TOTAL	M	F
Yes	10%	10%	11%	16%	10%	21%	23%	15%	32%	16%	11%	21%	12%	11%	14%	17%	10%	24%	23%	15%	31%	17%	12%	23%																								
No	90%	90%	89%	84%	90%	79%	77%	85%	68%	84%	89%	79%	88%	89%	86%	83%	90%	76%	77%	85%	69%	83%	88%	77%																								
Percent who answered question	99%	99%	99%	98%	98%	98%	99%	99%	98%	98%	98%	98%	98%	98%	98%	98%	98%	99%	98%	98%	98%	98%	98%	99%																								

Iowa Youth Survey • 2014 Judicial District Results													Iowa Youth Survey • 2014 State of Iowa Results																																			
IYS Question B66 During the past 12 months, have you seriously thought about killing yourself?																																																
																									6th Grade			8th Grade			11th Grade			All Grades			6th Grade			8th Grade			11th Grade			All Grades		
																									TOTAL	M	F	TOTAL	M	F	TOTAL	M	F	TOTAL	M	F	TOTAL	M	F	TOTAL	M	F	TOTAL	M	F	TOTAL	M	F
Yes	8%	7%	8%	14%	9%	19%	16%	12%	20%	12%	9%	16%	9%	8%	10%	15%	8%	21%	16%	11%	21%	13%	9%	17%																								
No	92%	93%	92%	86%	91%	81%	84%	88%	80%	88%	91%	84%	91%	92%	90%	85%	92%	79%	84%	89%	79%	87%	91%	83%																								
Percent who answered question	98%	99%	98%	98%	97%	98%	98%	99%	98%	98%	98%	98%	98%	98%	98%	98%	98%	98%	98%	98%	98%	98%	98%	98%																								

An asterisk ( \* ) will be present in cells where 15 or fewer students answered a question, or if 10% or fewer students did not respond in the *least* sensitive manner for select questions.

Iowa Youth Survey • 2014 Judicial District Results													Iowa Youth Survey • 2014 State of Iowa Results											
During the past 12 months, have you made a plan about how you would kill yourself?																								
IYS Question B67	6th Grade			8th Grade			11th Grade			All Grades			6th Grade			8th Grade			11th Grade			All Grades		
	TOTAL	M	F	TOTAL	M	F	TOTAL	M	F	TOTAL	M	F	TOTAL	M	F	TOTAL	M	F	TOTAL	M	F	TOTAL	M	F
	Yes	4%	3%	4%	9%	6%	12%	10%	8%	12%	8%	6%	9%	4%	4%	5%	9%	5%	13%	10%	8%	13%	8%	6%
No	96%	97%	96%	91%	94%	88%	90%	92%	88%	92%	94%	91%	96%	96%	95%	91%	95%	87%	90%	92%	87%	92%	94%	90%
Percent who answered question	98%	99%	99%	98%	98%	98%	98%	99%	98%	98%	98%	98%	98%	98%	98%	98%	98%	98%	98%	98%	98%	98%	98%	98%

Iowa Youth Survey • 2014 Judicial District Results													Iowa Youth Survey • 2014 State of Iowa Results											
During the past 12 months, have you tried to kill yourself?																								
IYS Question B68	6th Grade			8th Grade			11th Grade			All Grades			6th Grade			8th Grade			11th Grade			All Grades		
	TOTAL	M	F	TOTAL	M	F	TOTAL	M	F	TOTAL	M	F	TOTAL	M	F	TOTAL	M	F	TOTAL	M	F	TOTAL	M	F
	Yes	2%	1%	2%	4%	2%	6%	4%	3%	5%	3%	2%	4%	2%	2%	3%	5%	2%	7%	4%	3%	6%	4%	2%
No	98%	99%	98%	96%	98%	94%	96%	97%	95%	97%	98%	96%	98%	98%	97%	95%	98%	93%	96%	97%	94%	96%	98%	95%
Percent who answered question	97%	97%	98%	97%	97%	97%	98%	98%	98%	97%	97%	98%	97%	97%	97%	98%	98%	98%	98%	98%	98%	97%	97%	98%

Note: Question B68 is a skip question. If a respondent answered “no” to question B68, he or she was skipped to question C1 and a “no” response was inserted into the data set for question B69.

Iowa Youth Survey • 2014 Judicial District Results													Iowa Youth Survey • 2014 State of Iowa Results																																			
IYS Question B69 If you attempted to kill yourself during the past 12 months, did any attempt result in an injury, poisoning, or overdose that had to be treated by a doctor or nurse?																																																
																									6th Grade			8th Grade			11th Grade			All Grades			6th Grade			8th Grade			11th Grade			All Grades		
																									TOTAL	M	F	TOTAL	M	F	TOTAL	M	F	TOTAL	M	F	TOTAL	M	F	TOTAL	M	F	TOTAL	M	F	TOTAL	M	F
Yes	0%	0%	0%	1%	0%	2%	1%	1%	2%	1%	0%	1%	1%	0%	1%	1%	2%	1%	1%	2%	1%	1%	2%	1%	1%	1%																						
No	100%	100%	100%	99%	100%	98%	99%	99%	98%	99%	100%	99%	99%	100%	99%	99%	99%	99%	98%	99%	99%	99%	99%	98%	99%	99%																						
Percent who answered question	99%	99%	99%	98%	98%	98%	99%	99%	99%	98%	99%	99%	98%	98%	99%	99%	98%	98%	99%	98%	98%	98%	98%	98%	98%	99%																						

**Section C. My Beliefs and Attitudes**

Iowa Youth Survey • 2014 Judicial District Results													Iowa Youth Survey • 2014 State of Iowa Results																																			
IYS Question C1 How much do you agree or disagree that each of the following statements is true: It is important to help others.																																																
																									6th Grade			8th Grade			11th Grade			All Grades			6th Grade			8th Grade			11th Grade			All Grades		
																									TOTAL	M	F	TOTAL	M	F	TOTAL	M	F	TOTAL	M	F	TOTAL	M	F	TOTAL	M	F	TOTAL	M	F	TOTAL	M	F
Strongly Agree	70%	66%	74%	65%	60%	70%	62%	57%	68%	66%	61%	71%	69%	65%	72%	63%	59%	67%	60%	54%	67%	64%	59%	69%																								
Agree	29%	32%	25%	34%	38%	29%	36%	40%	31%	33%	37%	28%	30%	34%	27%	35%	39%	31%	37%	43%	32%	34%	38%	30%																								
Disagree	1%	1%	0%	1%	1%	0%	1%	2%	0%	1%	1%	0%	1%	1%	0%	1%	1%	1%	1%	2%	1%	1%	1%	1%																								
Strongly Disagree	0%	1%	0%	1%	1%	0%	1%	1%	0%	1%	1%	0%	0%	1%	0%	1%	1%	1%	1%	1%	0%	1%	1%	0%																								
Percent who answered question	99%	99%	99%	98%	98%	98%	99%	99%	99%	98%	98%	99%	99%	98%	98%	99%	98%	98%	99%	98%	98%	99%	98%	98%	99%																							

Iowa Youth Survey • 2014 Judicial District Results													Iowa Youth Survey • 2014 State of Iowa Results											
How much do you agree or disagree that each of the following statements is true: I care about other peoples' feelings.																								
IYS Question C2	6th Grade			8th Grade			11th Grade			All Grades			6th Grade			8th Grade			11th Grade			All Grades		
	TOTAL	M	F	TOTAL	M	F	TOTAL	M	F	TOTAL	M	F	TOTAL	M	F	TOTAL	M	F	TOTAL	M	F	TOTAL	M	F
	Strongly Agree	55%	48%	63%	51%	44%	59%	51%	45%	58%	53%	45%	60%	53%	47%	60%	50%	43%	57%	48%	41%	56%	50%	44%
Agree	42%	49%	35%	45%	51%	39%	43%	47%	39%	43%	49%	38%	44%	49%	38%	45%	51%	40%	45%	50%	40%	45%	50%	39%
Disagree	2%	2%	2%	3%	4%	2%	4%	5%	2%	3%	4%	2%	3%	3%	2%	3%	5%	2%	4%	6%	3%	3%	5%	2%
Strongly Disagree	1%	1%	1%	1%	1%	1%	2%	3%	1%	1%	2%	1%	1%	1%	1%	1%	2%	1%	2%	3%	1%	1%	2%	1%
Percent who answered question	98%	98%	99%	98%	97%	98%	99%	99%	99%	98%	98%	98%	98%	98%	99%	98%	98%	99%	98%	98%	98%	98%	98%	99%

Iowa Youth Survey • 2014 Judicial District Results													Iowa Youth Survey • 2014 State of Iowa Results											
How much do you agree or disagree that each of the following statements is true: I feel sorry for people who have things stolen or damaged.																								
IYS Question C3	6th Grade			8th Grade			11th Grade			All Grades			6th Grade			8th Grade			11th Grade			All Grades		
	TOTAL	M	F	TOTAL	M	F	TOTAL	M	F	TOTAL	M	F	TOTAL	M	F	TOTAL	M	F	TOTAL	M	F	TOTAL	M	F
	Strongly Agree	57%	55%	59%	44%	43%	46%	37%	35%	39%	46%	44%	48%	56%	54%	57%	43%	43%	44%	37%	34%	39%	45%	44%
Agree	37%	39%	36%	48%	49%	48%	54%	54%	54%	46%	47%	46%	38%	39%	37%	48%	47%	48%	54%	54%	53%	46%	47%	46%
Disagree	4%	5%	4%	6%	7%	5%	7%	8%	6%	6%	7%	5%	5%	5%	4%	7%	8%	6%	8%	9%	6%	6%	7%	6%
Strongly Disagree	1%	1%	1%	1%	2%	1%	2%	2%	1%	2%	2%	1%	2%	2%	2%	2%	2%	2%	2%	3%	1%	2%	2%	2%
Percent who answered question	98%	98%	99%	98%	97%	98%	98%	98%	98%	98%	98%	98%	98%	98%	98%	98%	98%	99%	98%	98%	98%	98%	98%	98%

An asterisk ( \* ) will be present in cells where 15 or fewer students answered a question, or if 10% or fewer students did not respond in the *least* sensitive manner for select questions.

Iowa Youth Survey • 2014 Judicial District Results													Iowa Youth Survey • 2014 State of Iowa Results											
How much do you agree or disagree that each of the following statements is true: I am accepting of those different than myself.																								
IYS Question C4	6th Grade			8th Grade			11th Grade			All Grades			6th Grade			8th Grade			11th Grade			All Grades		
	TOTAL	M	F	TOTAL	M	F	TOTAL	M	F	TOTAL	M	F	TOTAL	M	F	TOTAL	M	F	TOTAL	M	F	TOTAL	M	F
Strongly Agree	60%	54%	66%	56%	50%	62%	51%	44%	58%	56%	49%	62%	58%	53%	63%	54%	48%	60%	48%	40%	55%	53%	47%	60%
Agree	36%	41%	31%	41%	46%	36%	45%	50%	41%	41%	46%	36%	37%	41%	33%	42%	47%	38%	47%	52%	42%	42%	47%	38%
Disagree	3%	4%	2%	2%	3%	1%	3%	5%	2%	3%	4%	2%	3%	4%	3%	3%	4%	2%	4%	5%	2%	3%	4%	2%
Strongly Disagree	1%	1%	1%	1%	1%	0%	1%	2%	0%	1%	1%	1%	1%	1%	1%	1%	2%	1%	1%	2%	1%	1%	2%	1%
Percent who answered question	96%	96%	97%	97%	97%	98%	98%	99%	99%	97%	97%	98%	96%	96%	96%	98%	98%	98%	98%	98%	98%	97%	97%	98%

Iowa Youth Survey • 2014 Judicial District Results													Iowa Youth Survey • 2014 State of Iowa Results											
How much do you agree or disagree that each of the following statements is true: It is wrong to discriminate against someone because of her/his race, appearance, culture, religion, etc.																								
IYS Question C5	6th Grade			8th Grade			11th Grade			All Grades			6th Grade			8th Grade			11th Grade			All Grades		
	TOTAL	M	F	TOTAL	M	F	TOTAL	M	F	TOTAL	M	F	TOTAL	M	F	TOTAL	M	F	TOTAL	M	F	TOTAL	M	F
Strongly Agree	81%	78%	84%	78%	72%	84%	70%	61%	80%	77%	70%	83%	79%	76%	82%	77%	70%	83%	68%	58%	79%	75%	68%	81%
Agree	14%	17%	12%	19%	24%	14%	25%	32%	18%	19%	24%	14%	16%	18%	13%	19%	25%	14%	26%	34%	19%	21%	25%	15%
Disagree	2%	3%	2%	2%	3%	1%	3%	5%	1%	2%	4%	1%	2%	3%	2%	2%	3%	1%	3%	5%	1%	3%	4%	1%
Strongly Disagree	2%	3%	2%	1%	2%	1%	2%	2%	1%	2%	2%	1%	3%	3%	3%	2%	2%	1%	2%	3%	1%	2%	3%	2%
Percent who answered question	97%	97%	98%	98%	97%	98%	99%	98%	99%	98%	98%	98%	97%	97%	97%	98%	98%	99%	98%	98%	98%	98%	98%	98%

Iowa Youth Survey • 2014 Judicial District Results													Iowa Youth Survey • 2014 State of Iowa Results											
How much do you agree or disagree that each of the following statements is true: I can say “no” when someone wants me to do things I know are wrong or dangerous.																								
IYS Question C6	6th Grade			8th Grade			11th Grade			All Grades			6th Grade			8th Grade			11th Grade			All Grades		
	TOTAL	M	F	TOTAL	M	F	TOTAL	M	F	TOTAL	M	F	TOTAL	M	F	TOTAL	M	F	TOTAL	M	F	TOTAL	M	F
	Strongly Agree	79%	76%	81%	67%	64%	70%	59%	57%	62%	68%	65%	71%	77%	73%	80%	67%	65%	69%	58%	55%	61%	67%	65%
Agree	17%	20%	15%	28%	31%	25%	35%	37%	32%	27%	29%	24%	18%	21%	15%	27%	29%	25%	36%	38%	33%	27%	29%	25%
Disagree	2%	3%	2%	3%	3%	3%	5%	5%	5%	3%	4%	3%	3%	3%	2%	4%	4%	4%	5%	5%	5%	4%	4%	4%
Strongly Disagree	2%	2%	2%	2%	2%	1%	1%	2%	1%	2%	2%	1%	2%	2%	2%	2%	2%	2%	2%	2%	1%	2%	2%	2%
Percent who answered question	98%	98%	99%	98%	97%	98%	99%	99%	99%	98%	98%	98%	98%	98%	98%	98%	98%	99%	98%	98%	98%	98%	98%	98%

Iowa Youth Survey • 2014 Judicial District Results													Iowa Youth Survey • 2014 State of Iowa Results											
How much do you agree or disagree that each of the following statements is true: I feel I do not have much to be proud of.																								
IYS Question C7	6th Grade			8th Grade			11th Grade			All Grades			6th Grade			8th Grade			11th Grade			All Grades		
	TOTAL	M	F	TOTAL	M	F	TOTAL	M	F	TOTAL	M	F	TOTAL	M	F	TOTAL	M	F	TOTAL	M	F	TOTAL	M	F
	Strongly Agree	12%	12%	11%	13%	12%	14%	13%	12%	13%	12%	12%	13%	12%	13%	12%	14%	13%	14%	13%	12%	13%	13%	12%
Agree	15%	16%	15%	18%	15%	21%	20%	19%	21%	18%	17%	19%	15%	16%	15%	18%	16%	21%	21%	20%	22%	18%	17%	19%
Disagree	30%	31%	30%	31%	31%	31%	38%	36%	40%	33%	33%	34%	31%	30%	31%	32%	31%	33%	37%	36%	38%	33%	32%	34%
Strongly Disagree	43%	41%	44%	38%	43%	34%	30%	33%	26%	37%	39%	35%	42%	42%	42%	37%	41%	32%	29%	32%	26%	36%	38%	33%
Percent who answered question	95%	95%	94%	96%	96%	97%	98%	98%	98%	96%	96%	96%	95%	95%	95%	97%	97%	97%	97%	97%	98%	96%	96%	96%

An asterisk ( \* ) will be present in cells where 15 or fewer students answered a question, or if 10% or fewer students did not respond in the *least* sensitive manner for select questions.

Iowa Youth Survey • 2014 Judicial District Results													Iowa Youth Survey • 2014 State of Iowa Results											
How much do you agree or disagree that each of the following statements is true: Violence is the worst way to solve problems.																								
IYS Question C8	6th Grade			8th Grade			11th Grade			All Grades			6th Grade			8th Grade			11th Grade			All Grades		
	TOTAL	M	F	TOTAL	M	F	TOTAL	M	F	TOTAL	M	F	TOTAL	M	F	TOTAL	M	F	TOTAL	M	F	TOTAL	M	F
	Strongly Agree	59%	50%	68%	40%	29%	50%	31%	21%	42%	43%	33%	54%	58%	51%	66%	41%	32%	50%	32%	21%	44%	44%	35%
Agree	26%	32%	20%	38%	41%	35%	42%	42%	42%	35%	38%	32%	27%	31%	22%	37%	39%	35%	41%	41%	41%	35%	37%	33%
Disagree	8%	11%	5%	16%	21%	11%	21%	28%	13%	15%	20%	10%	8%	11%	5%	16%	21%	11%	21%	29%	12%	15%	20%	9%
Strongly Disagree	7%	7%	7%	6%	8%	4%	6%	9%	3%	6%	8%	5%	7%	7%	7%	7%	8%	5%	6%	8%	3%	6%	8%	5%
Percent who answered question	98%	98%	98%	98%	97%	98%	98%	98%	98%	98%	98%	98%	97%	97%	98%	98%	98%	98%	98%	98%	98%	98%	98%	98%

Iowa Youth Survey • 2014 Judicial District Results													Iowa Youth Survey • 2014 State of Iowa Results											
How much do you think you risk harming yourself (physically or otherwise) if you: Drink 3 or more drinks of alcohol (glasses, cans, bottles of beer; glasses of wine, liquor, or mixed drinks) nearly every day?																								
IYS Question C9	6th Grade			8th Grade			11th Grade			All Grades			6th Grade			8th Grade			11th Grade			All Grades		
	TOTAL	M	F	TOTAL	M	F	TOTAL	M	F	TOTAL	M	F	TOTAL	M	F	TOTAL	M	F	TOTAL	M	F	TOTAL	M	F
	Great Risk	56%	55%	57%	60%	60%	61%	52%	46%	57%	56%	53%	59%	54%	53%	55%	59%	58%	60%	51%	47%	56%	55%	53%
Moderate Risk	13%	14%	12%	16%	15%	17%	22%	23%	20%	17%	17%	16%	13%	14%	13%	17%	17%	17%	23%	24%	22%	18%	18%	17%
Slight Risk	4%	4%	3%	6%	7%	5%	11%	13%	10%	7%	8%	6%	4%	5%	4%	6%	7%	6%	11%	13%	9%	7%	8%	6%
No Risk	20%	20%	21%	14%	15%	13%	12%	14%	10%	15%	16%	15%	21%	20%	22%	13%	14%	12%	11%	12%	10%	15%	15%	15%
Don't Know	7%	7%	7%	4%	4%	4%	3%	4%	2%	5%	5%	4%	7%	8%	7%	4%	4%	4%	3%	4%	3%	5%	6%	4%
Percent who answered question	94%	95%	94%	96%	96%	97%	98%	98%	98%	96%	96%	96%	95%	95%	95%	97%	97%	97%	97%	97%	98%	96%	96%	97%



Iowa Youth Survey • 2014 Judicial District Results												Iowa Youth Survey • 2014 State of Iowa Results												
How much do you think you risk harming yourself (physically or otherwise) if you: Smoke cigarettes every day?																								
IYS Question C10	6th Grade			8th Grade			11th Grade			All Grades			6th Grade			8th Grade			11th Grade			All Grades		
	TOTAL	M	F	TOTAL	M	F	TOTAL	M	F	TOTAL	M	F	TOTAL	M	F	TOTAL	M	F	TOTAL	M	F	TOTAL	M	F
Great Risk	63%	63%	62%	69%	69%	70%	68%	66%	69%	67%	66%	67%	61%	61%	61%	69%	69%	69%	69%	67%	71%	66%	66%	67%
Moderate Risk	10%	9%	10%	10%	10%	10%	14%	15%	14%	11%	12%	11%	10%	10%	9%	11%	11%	12%	14%	15%	14%	12%	12%	12%
Slight Risk	2%	2%	2%	3%	2%	3%	5%	5%	5%	3%	3%	3%	2%	2%	2%	3%	3%	3%	5%	5%	4%	3%	3%	3%
No Risk	21%	20%	21%	14%	15%	14%	10%	10%	11%	15%	15%	15%	21%	21%	22%	13%	13%	12%	9%	9%	9%	14%	14%	15%
Don't Know	5%	5%	5%	3%	3%	3%	3%	4%	2%	4%	4%	4%	6%	6%	5%	3%	4%	3%	3%	4%	2%	4%	5%	4%
Percent who answered question	94%	95%	94%	96%	95%	97%	98%	98%	98%	96%	96%	96%	94%	95%	95%	97%	97%	97%	97%	97%	98%	96%	96%	96%

Iowa Youth Survey • 2014 Judicial District Results												Iowa Youth Survey • 2014 State of Iowa Results												
How much do you think you risk harming yourself (physically or otherwise) if you: Smoke marijuana more than once a week?																								
IYS Question C11	6th Grade			8th Grade			11th Grade			All Grades			6th Grade			8th Grade			11th Grade			All Grades		
	TOTAL	M	F	TOTAL	M	F	TOTAL	M	F	TOTAL	M	F	TOTAL	M	F	TOTAL	M	F	TOTAL	M	F	TOTAL	M	F
Great Risk	60%	60%	60%	61%	58%	63%	38%	34%	42%	53%	50%	55%	58%	58%	59%	60%	58%	62%	40%	37%	43%	53%	51%	55%
Moderate Risk	10%	11%	10%	13%	13%	13%	16%	16%	16%	13%	13%	13%	10%	11%	10%	13%	13%	14%	17%	17%	17%	13%	13%	13%
Slight Risk	2%	2%	2%	5%	6%	4%	16%	17%	15%	8%	9%	7%	2%	3%	2%	6%	7%	6%	15%	15%	14%	8%	8%	7%
No Risk	21%	21%	21%	17%	19%	16%	26%	28%	24%	21%	23%	20%	22%	21%	22%	16%	17%	15%	24%	26%	22%	21%	22%	20%
Don't Know	7%	6%	7%	4%	4%	4%	4%	4%	3%	5%	5%	5%	8%	8%	7%	4%	5%	4%	4%	5%	3%	5%	6%	5%
Percent who answered question	94%	94%	94%	96%	96%	97%	97%	98%	97%	96%	96%	96%	94%	94%	94%	97%	96%	97%	97%	97%	98%	96%	96%	96%

Iowa Youth Survey • 2014 Judicial District Results													Iowa Youth Survey • 2014 State of Iowa Results											
How much do you think you risk harming yourself (physically or otherwise) if you: Take methamphetamines (crank) once a week?																								
IYS Question C12	6th Grade			8th Grade			11th Grade			All Grades			6th Grade			8th Grade			11th Grade			All Grades		
	TOTAL	M	F	TOTAL	M	F	TOTAL	M	F	TOTAL	M	F	TOTAL	M	F	TOTAL	M	F	TOTAL	M	F	TOTAL	M	F
	Great Risk	55%	57%	54%	68%	68%	67%	74%	74%	75%	66%	67%	65%	55%	55%	55%	68%	69%	67%	75%	75%	76%	66%	66%
Moderate Risk	11%	12%	11%	11%	10%	12%	9%	8%	9%	10%	10%	10%	11%	11%	10%	11%	10%	12%	9%	9%	10%	10%	10%	11%
Slight Risk	2%	2%	1%	2%	2%	2%	2%	2%	2%	2%	2%	2%	2%	2%	2%	2%	2%	2%	2%	2%	2%	2%	2%	2%
No Risk	21%	20%	21%	14%	15%	13%	10%	10%	10%	15%	15%	15%	21%	21%	22%	13%	13%	13%	9%	9%	9%	14%	14%	14%
Don't Know	11%	9%	13%	5%	5%	5%	5%	5%	4%	7%	6%	7%	11%	11%	11%	6%	6%	6%	5%	5%	4%	7%	7%	7%
Percent who answered question	93%	94%	93%	96%	95%	96%	98%	98%	98%	96%	96%	96%	94%	94%	94%	97%	96%	97%	97%	97%	98%	96%	96%	96%

Iowa Youth Survey • 2014 Judicial District Results													Iowa Youth Survey • 2014 State of Iowa Results											
How much do you think you risk harming yourself (physically or otherwise) if you: Take cocaine once a week?																								
IYS Question C13	6th Grade			8th Grade			11th Grade			All Grades			6th Grade			8th Grade			11th Grade			All Grades		
	TOTAL	M	F	TOTAL	M	F	TOTAL	M	F	TOTAL	M	F	TOTAL	M	F	TOTAL	M	F	TOTAL	M	F	TOTAL	M	F
	Great Risk	56%	58%	55%	68%	68%	67%	74%	72%	75%	66%	66%	66%	55%	56%	54%	68%	69%	67%	75%	74%	76%	66%	66%
Moderate Risk	12%	12%	12%	12%	11%	12%	10%	10%	9%	11%	11%	11%	12%	12%	12%	13%	11%	14%	10%	10%	10%	12%	11%	12%
Slight Risk	2%	2%	2%	2%	1%	3%	3%	3%	2%	2%	2%	2%	3%	3%	2%	2%	2%	3%	2%	3%	2%	2%	2%	2%
No Risk	21%	20%	21%	14%	15%	13%	10%	10%	10%	15%	15%	15%	21%	21%	22%	13%	13%	12%	9%	9%	9%	14%	14%	14%
Don't Know	9%	7%	10%	4%	4%	4%	4%	5%	3%	6%	5%	6%	9%	9%	9%	5%	5%	4%	4%	5%	3%	6%	6%	6%
Percent who answered question	94%	94%	93%	96%	95%	97%	98%	97%	98%	96%	96%	96%	94%	94%	94%	97%	96%	97%	97%	97%	98%	96%	96%	96%

Iowa Youth Survey • 2014 Judicial District Results													Iowa Youth Survey • 2014 State of Iowa Results																																			
How much do you think you risk harming yourself (physically or otherwise) if you: Take amphetamines other than methamphetamines (like stimulants, uppers, speed) once a week?																																																
																									6th Grade			8th Grade			11th Grade			All Grades			6th Grade			8th Grade			11th Grade			All Grades		
																									TOTAL	M	F	TOTAL	M	F	TOTAL	M	F	TOTAL	M	F	TOTAL	M	F	TOTAL	M	F	TOTAL	M	F	TOTAL	M	F
<b>Great Risk</b>	54%	54%	53%	66%	66%	66%	70%	69%	72%	63%	63%	64%	53%	53%	53%	65%	66%	65%	72%	70%	73%	63%	63%	64%																								
<b>Moderate Risk</b>	12%	12%	11%	12%	12%	12%	11%	12%	11%	12%	12%	12%	11%	12%	11%	13%	13%	14%	12%	12%	12%	12%	12%	12%																								
<b>Slight Risk</b>	3%	3%	2%	3%	2%	3%	3%	3%	3%	3%	3%	3%	3%	3%	2%	3%	2%	3%	3%	2%	3%	3%	2%	2%																								
<b>No Risk</b>	21%	20%	21%	14%	15%	13%	10%	10%	10%	15%	15%	15%	21%	21%	22%	13%	13%	13%	9%	9%	9%	14%	14%	14%																								
<b>Don't Know</b>	11%	10%	13%	5%	5%	6%	5%	5%	4%	7%	7%	7%	12%	12%	12%	6%	6%	6%	5%	5%	4%	8%	8%	7%																								
<b>Percent who answered question</b>	93%	94%	92%	96%	95%	96%	98%	98%	98%	96%	96%	95%	93%	94%	93%	97%	97%	97%	97%	97%	98%	96%	96%	96%																								

Iowa Youth Survey • 2014 Judicial District Results													Iowa Youth Survey • 2014 State of Iowa Results																																			
How much do you think you risk harming yourself (physically or otherwise) if you: Use any other illegal drug once a week?																																																
																									6th Grade			8th Grade			11th Grade			All Grades			6th Grade			8th Grade			11th Grade			All Grades		
																									TOTAL	M	F	TOTAL	M	F	TOTAL	M	F	TOTAL	M	F	TOTAL	M	F	TOTAL	M	F	TOTAL	M	F	TOTAL	M	F
<b>Great Risk</b>	61%	62%	61%	65%	65%	66%	63%	61%	65%	63%	62%	64%	59%	59%	59%	65%	66%	65%	64%	62%	66%	63%	62%	63%																								
<b>Moderate Risk</b>	10%	10%	10%	14%	13%	14%	16%	17%	15%	13%	14%	13%	10%	10%	10%	14%	13%	15%	18%	18%	17%	14%	14%	14%																								
<b>Slight Risk</b>	2%	2%	2%	3%	3%	3%	6%	6%	5%	3%	4%	3%	2%	2%	2%	3%	3%	3%	5%	5%	4%	3%	3%	3%																								
<b>No Risk</b>	21%	20%	21%	14%	15%	14%	10%	10%	10%	15%	15%	15%	21%	21%	22%	13%	13%	13%	9%	9%	9%	14%	14%	14%																								
<b>Don't Know</b>	7%	6%	7%	4%	4%	4%	5%	6%	4%	5%	5%	5%	7%	7%	7%	4%	5%	4%	5%	6%	4%	5%	6%	5%																								
<b>Percent who answered question</b>	94%	94%	94%	96%	96%	97%	98%	98%	98%	96%	96%	96%	94%	94%	94%	97%	97%	97%	97%	97%	98%	96%	96%	96%																								

An asterisk ( \* ) will be present in cells where 15 or fewer students answered a question, or if 10% or fewer students did not respond in the *least* sensitive manner for select questions.

Iowa Youth Survey • 2014 Judicial District Results													Iowa Youth Survey • 2014 State of Iowa Results											
How much do you think you risk harming yourself (physically or otherwise) if you: Use over the counter medications different from the directions?																								
IYS Question C16	6th Grade			8th Grade			11th Grade			All Grades			6th Grade			8th Grade			11th Grade			All Grades		
	TOTAL	M	F	TOTAL	M	F	TOTAL	M	F	TOTAL	M	F	TOTAL	M	F	TOTAL	M	F	TOTAL	M	F	TOTAL	M	F
	Great Risk	53%	53%	52%	60%	61%	58%	55%	54%	57%	56%	56%	56%	52%	52%	52%	60%	61%	59%	57%	56%	59%	56%	56%
Moderate Risk	15%	16%	15%	18%	16%	19%	22%	23%	22%	19%	19%	19%	14%	14%	14%	18%	17%	19%	22%	22%	22%	18%	18%	18%
Slight Risk	4%	4%	5%	4%	4%	5%	8%	8%	8%	6%	5%	6%	4%	4%	4%	5%	5%	6%	7%	7%	7%	6%	5%	6%
No Risk	21%	20%	21%	14%	15%	13%	10%	10%	10%	15%	15%	15%	21%	21%	22%	13%	13%	12%	9%	9%	9%	14%	14%	14%
Don't Know	7%	6%	7%	4%	4%	4%	4%	5%	3%	5%	5%	5%	8%	8%	8%	4%	5%	4%	4%	5%	3%	5%	6%	5%
Percent who answered question	93%	94%	93%	96%	96%	97%	98%	97%	98%	96%	96%	96%	94%	94%	94%	97%	96%	97%	97%	97%	98%	96%	96%	96%

Iowa Youth Survey • 2014 Judicial District Results													Iowa Youth Survey • 2014 State of Iowa Results											
How much do you think you risk harming yourself (physically or otherwise) if you: Use prescription medication (that were prescribed for you by your doctor) different from the directions?																								
IYS Question C17	6th Grade			8th Grade			11th Grade			All Grades			6th Grade			8th Grade			11th Grade			All Grades		
	TOTAL	M	F	TOTAL	M	F	TOTAL	M	F	TOTAL	M	F	TOTAL	M	F	TOTAL	M	F	TOTAL	M	F	TOTAL	M	F
	Great Risk	49%	49%	50%	59%	58%	58%	57%	55%	58%	55%	54%	55%	48%	47%	49%	58%	58%	58%	58%	56%	60%	55%	54%
Moderate Risk	16%	16%	16%	18%	16%	19%	21%	22%	21%	18%	18%	18%	15%	15%	16%	17%	17%	18%	22%	22%	21%	18%	18%	18%
Slight Risk	6%	7%	5%	5%	5%	6%	7%	7%	7%	6%	7%	6%	6%	6%	6%	6%	6%	7%	7%	7%	6%	7%	6%	
No Risk	22%	22%	22%	15%	16%	14%	11%	11%	11%	16%	16%	15%	22%	22%	22%	14%	14%	13%	9%	9%	9%	15%	15%	15%
Don't Know	7%	7%	8%	4%	4%	3%	4%	5%	3%	5%	5%	5%	9%	9%	8%	5%	5%	4%	4%	5%	3%	6%	6%	5%
Percent who answered question	93%	94%	93%	96%	95%	97%	98%	98%	98%	96%	96%	96%	94%	94%	94%	97%	96%	97%	97%	97%	98%	96%	96%	96%

Iowa Youth Survey • 2014 Judicial District Results													Iowa Youth Survey • 2014 State of Iowa Results											
How much do you think you risk harming yourself (physically or otherwise) if you: Use medication prescribed for someone else?																								
IYS Question C18	6th Grade			8th Grade			11th Grade			All Grades			6th Grade			8th Grade			11th Grade			All Grades		
	TOTAL	M	F	TOTAL	M	F	TOTAL	M	F	TOTAL	M	F	TOTAL	M	F	TOTAL	M	F	TOTAL	M	F	TOTAL	M	F
<b>Great Risk</b>	59%	59%	59%	64%	65%	64%	59%	59%	60%	61%	61%	61%	57%	57%	57%	64%	65%	63%	61%	60%	62%	61%	61%	61%
<b>Moderate Risk</b>	12%	12%	11%	14%	13%	15%	19%	19%	19%	15%	15%	15%	12%	12%	11%	14%	13%	15%	19%	19%	19%	15%	15%	15%
<b>Slight Risk</b>	3%	3%	3%	4%	3%	4%	7%	7%	8%	5%	4%	5%	3%	3%	3%	4%	4%	5%	7%	7%	7%	5%	5%	5%
<b>No Risk</b>	20%	20%	20%	14%	15%	13%	10%	10%	10%	15%	15%	15%	21%	20%	21%	13%	13%	12%	9%	9%	9%	14%	14%	14%
<b>Don't Know</b>	6%	6%	7%	4%	4%	3%	4%	5%	3%	5%	5%	4%	7%	8%	7%	4%	5%	4%	4%	5%	3%	5%	6%	5%
<b>Percent who answered question</b>	94%	94%	93%	96%	95%	97%	98%	98%	98%	96%	96%	96%	94%	94%	94%	97%	96%	97%	97%	97%	98%	96%	96%	96%

**Section D. Peer Questions**

Iowa Youth Survey • 2014 Judicial District Results													Iowa Youth Survey • 2014 State of Iowa Results											
Would you be more or less popular (respected or cool) with the other students in your school if you: Smoked cigarettes?																								
IYS Question D1	6th Grade			8th Grade			11th Grade			All Grades			6th Grade			8th Grade			11th Grade			All Grades		
	TOTAL	M	F	TOTAL	M	F	TOTAL	M	F	TOTAL	M	F	TOTAL	M	F	TOTAL	M	F	TOTAL	M	F	TOTAL	M	F
A Lot More Popular	2%	2%	2%	1%	1%	1%	3%	3%	2%	2%	2%	2%	2%	2%	2%	2%	2%	2%	2%	3%	2%	2%	2%	2%
More Popular	3%	3%	3%	4%	3%	4%	6%	4%	7%	4%	4%	5%	3%	3%	4%	4%	3%	5%	6%	4%	7%	4%	3%	5%
Less Popular	12%	13%	11%	21%	21%	20%	24%	24%	25%	19%	19%	18%	12%	13%	11%	19%	19%	19%	23%	22%	24%	18%	18%	18%
A Lot Less Popular	58%	55%	61%	50%	48%	52%	28%	30%	26%	45%	44%	46%	57%	56%	59%	50%	50%	51%	30%	31%	29%	46%	46%	46%
Wouldn't Change My Popularity	26%	27%	24%	24%	26%	22%	40%	40%	40%	30%	31%	29%	26%	27%	24%	25%	26%	23%	39%	39%	39%	30%	31%	29%
Percent who answered question	96%	96%	96%	97%	96%	97%	98%	98%	98%	97%	97%	97%	96%	96%	96%	98%	97%	98%	98%	97%	98%	97%	97%	97%

Iowa Youth Survey • 2014 Judicial District Results													Iowa Youth Survey • 2014 State of Iowa Results											
Would you be more or less popular (respected or cool) with the other students in your school if you: Drank alcoholic beverages?																								
IYS Question D2	6th Grade			8th Grade			11th Grade			All Grades			6th Grade			8th Grade			11th Grade			All Grades		
	TOTAL	M	F	TOTAL	M	F	TOTAL	M	F	TOTAL	M	F	TOTAL	M	F	TOTAL	M	F	TOTAL	M	F	TOTAL	M	F
<b>A Lot More Popular</b>	2%	2%	2%	2%	2%	2%	10%	8%	11%	5%	4%	5%	2%	2%	2%	3%	2%	3%	9%	7%	10%	4%	4%	5%
<b>More Popular</b>	4%	4%	4%	8%	7%	8%	25%	21%	29%	12%	11%	13%	4%	4%	4%	7%	6%	9%	24%	21%	28%	12%	10%	13%
<b>Less Popular</b>	13%	14%	11%	22%	22%	22%	11%	12%	10%	15%	16%	14%	14%	14%	13%	20%	20%	21%	12%	13%	11%	15%	16%	15%
<b>A Lot Less Popular</b>	56%	52%	59%	42%	40%	44%	11%	11%	9%	36%	34%	38%	54%	53%	56%	43%	42%	43%	11%	12%	10%	36%	36%	37%
<b>Wouldn't Change My Popularity</b>	26%	28%	24%	26%	28%	24%	44%	47%	41%	32%	35%	30%	26%	27%	24%	27%	29%	25%	44%	47%	41%	32%	34%	30%
<b>Percent who answered question</b>	96%	96%	96%	97%	96%	97%	98%	98%	98%	97%	97%	97%	96%	96%	96%	97%	97%	98%	98%	97%	98%	97%	97%	97%

Iowa Youth Survey • 2014 Judicial District Results													Iowa Youth Survey • 2014 State of Iowa Results											
Would you be more or less popular (respected or cool) with the other students in your school if you: Smoked marijuana?  IYS Question D3																								
TOTAL	M	F	TOTAL	M	F	TOTAL	M	F	TOTAL	M	F	TOTAL	M	F	TOTAL	M	F	TOTAL	M	F	TOTAL	M	F	
A Lot More Popular	2%	2%	2%	3%	3%	2%	8%	8%	8%	4%	4%	4%	2%	2%	2%	3%	3%	3%	7%	7%	7%	4%	4%	4%
More Popular	2%	2%	2%	5%	5%	5%	15%	13%	17%	8%	7%	8%	3%	3%	3%	5%	5%	6%	14%	12%	16%	7%	7%	8%
Less Popular	10%	11%	9%	17%	16%	18%	16%	15%	16%	14%	14%	14%	10%	11%	9%	16%	16%	16%	16%	16%	17%	14%	14%	14%
A Lot Less Popular	61%	58%	64%	53%	52%	54%	20%	21%	20%	45%	43%	46%	60%	58%	62%	52%	51%	53%	22%	23%	22%	45%	44%	46%
Wouldn't Change My Popularity	25%	27%	23%	22%	24%	20%	41%	43%	39%	29%	32%	27%	25%	26%	24%	24%	26%	22%	40%	42%	38%	29%	31%	28%
Percent who answered question	96%	96%	96%	97%	96%	97%	98%	98%	98%	97%	97%	97%	95%	96%	95%	97%	97%	98%	97%	97%	98%	97%	97%	97%



Iowa Youth Survey • 2014 Judicial District Results													Iowa Youth Survey • 2014 State of Iowa Results											
Would you be more or less popular (respected or cool) with the other students in your school if you: Used any other illegal drug?																								
IYS Question D4	6th Grade			8th Grade			11th Grade			All Grades			6th Grade			8th Grade			11th Grade			All Grades		
	TOTAL	M	F	TOTAL	M	F	TOTAL	M	F	TOTAL	M	F	TOTAL	M	F	TOTAL	M	F	TOTAL	M	F	TOTAL	M	F
A Lot More Popular	2%	2%	2%	2%	2%	2%	4%	4%	4%	3%	3%	3%	2%	2%	2%	2%	2%	3%	4%	4%	3%	3%	3%	3%
More Popular	2%	2%	2%	4%	3%	4%	8%	6%	10%	5%	4%	5%	3%	2%	3%	4%	3%	5%	7%	6%	9%	5%	4%	6%
Less Popular	9%	10%	8%	17%	17%	17%	19%	18%	20%	15%	15%	15%	10%	10%	9%	16%	16%	16%	20%	20%	21%	15%	15%	15%
A Lot Less Popular	61%	59%	64%	55%	54%	57%	31%	33%	29%	49%	48%	50%	60%	59%	62%	54%	54%	55%	33%	34%	31%	50%	49%	50%
Wouldn't Change My Popularity	25%	27%	24%	22%	23%	20%	37%	38%	36%	28%	30%	26%	25%	26%	24%	23%	25%	21%	36%	37%	35%	28%	29%	27%
Percent who answered question	96%	96%	96%	97%	96%	97%	98%	98%	98%	97%	97%	97%	95%	95%	95%	97%	97%	98%	97%	97%	98%	96%	96%	97%

Iowa Youth Survey • 2014 Judicial District Results													Iowa Youth Survey • 2014 State of Iowa Results											
How wrong would most of the students in your school (not just your best friends) feel it would be for you to: Drink beer, wine, or hard liquor (for example vodka, whiskey, gin)?																								
IYS Question D5	6th Grade			8th Grade			11th Grade			All Grades			6th Grade			8th Grade			11th Grade			All Grades		
	TOTAL	M	F	TOTAL	M	F	TOTAL	M	F	TOTAL	M	F	TOTAL	M	F	TOTAL	M	F	TOTAL	M	F	TOTAL	M	F
Very Wrong	77%	75%	80%	53%	52%	54%	16%	16%	15%	49%	47%	50%	75%	73%	78%	54%	54%	54%	17%	18%	15%	49%	49%	50%
Wrong	14%	15%	14%	26%	26%	25%	16%	18%	15%	19%	20%	18%	15%	16%	14%	25%	25%	25%	17%	18%	16%	19%	20%	19%
A Little Wrong	3%	4%	3%	13%	12%	14%	28%	27%	29%	15%	15%	15%	4%	4%	3%	12%	11%	13%	28%	27%	29%	14%	14%	15%
Not Wrong At All	1%	2%	1%	3%	4%	3%	33%	31%	35%	12%	12%	13%	1%	2%	1%	4%	4%	4%	30%	27%	32%	11%	11%	12%
Don't Know	4%	5%	3%	5%	6%	4%	7%	8%	7%	5%	6%	4%	4%	5%	3%	5%	6%	4%	9%	10%	7%	6%	7%	5%
Percent who answered question	97%	97%	97%	97%	97%	98%	98%	98%	98%	98%	97%	98%	97%	97%	97%	98%	98%	98%	97%	97%	98%	97%	97%	98%

An asterisk ( \* ) will be present in cells where 15 or fewer students answered a question, or if 10% or fewer students did not respond in the *least* sensitive manner for select questions.

Iowa Youth Survey • 2014 Judicial District Results													Iowa Youth Survey • 2014 State of Iowa Results											
How wrong would most of the students in your school (not just your best friends) feel it would be for you to: Smoke cigarettes?																								
IYS Question D6	6th Grade			8th Grade			11th Grade			All Grades			6th Grade			8th Grade			11th Grade			All Grades		
	TOTAL	M	F	TOTAL	M	F	TOTAL	M	F	TOTAL	M	F	TOTAL	M	F	TOTAL	M	F	TOTAL	M	F	TOTAL	M	F
Very Wrong	80%	77%	84%	63%	63%	64%	29%	31%	28%	58%	57%	59%	79%	77%	81%	63%	64%	63%	31%	33%	29%	58%	59%	58%
Wrong	13%	15%	11%	24%	24%	24%	30%	31%	30%	23%	23%	22%	14%	15%	13%	23%	23%	23%	29%	28%	29%	22%	22%	22%
A Little Wrong	2%	2%	2%	7%	6%	7%	21%	19%	23%	10%	9%	11%	2%	2%	2%	7%	6%	8%	21%	19%	23%	10%	9%	11%
Not Wrong At All	1%	2%	1%	2%	2%	2%	12%	11%	12%	5%	5%	5%	1%	1%	1%	3%	3%	3%	11%	10%	11%	5%	5%	5%
Don't Know	3%	4%	2%	4%	5%	3%	7%	7%	7%	5%	6%	4%	4%	4%	3%	4%	5%	4%	8%	9%	7%	5%	6%	4%
Percent who answered question	97%	97%	97%	97%	97%	98%	98%	98%	98%	97%	97%	98%	97%	96%	97%	98%	97%	98%	97%	97%	98%	97%	97%	98%

Iowa Youth Survey • 2014 Judicial District Results													Iowa Youth Survey • 2014 State of Iowa Results											
How wrong would most of the students in your school (not just your best friends) feel it would be for you to: Smoke marijuana?																								
IYS Question D7	6th Grade			8th Grade			11th Grade			All Grades			6th Grade			8th Grade			11th Grade			All Grades		
	TOTAL	M	F	TOTAL	M	F	TOTAL	M	F	TOTAL	M	F	TOTAL	M	F	TOTAL	M	F	TOTAL	M	F	TOTAL	M	F
Very Wrong	88%	85%	90%	71%	69%	73%	27%	26%	28%	62%	60%	64%	86%	85%	88%	70%	69%	71%	30%	30%	30%	63%	62%	64%
Wrong	7%	8%	6%	15%	16%	15%	20%	21%	20%	14%	15%	13%	7%	8%	7%	15%	15%	15%	21%	21%	20%	14%	15%	14%
A Little Wrong	1%	1%	1%	6%	6%	5%	22%	21%	22%	10%	10%	9%	1%	2%	1%	6%	6%	6%	20%	19%	21%	9%	9%	9%
Not Wrong At All	1%	1%	1%	3%	4%	3%	23%	23%	24%	9%	10%	9%	1%	1%	1%	4%	4%	4%	21%	20%	21%	8%	8%	9%
Don't Know	3%	5%	2%	4%	5%	3%	7%	8%	7%	5%	6%	4%	4%	5%	3%	4%	5%	4%	8%	9%	7%	5%	6%	4%
Percent who answered question	97%	97%	97%	97%	96%	98%	98%	98%	98%	97%	97%	97%	96%	96%	97%	97%	98%	97%	97%	97%	97%	97%	96%	97%

An asterisk ( \* ) will be present in cells where 15 or fewer students answered a question, or if 10% or fewer students did not respond in the *least* sensitive manner for select questions.

Iowa Youth Survey • 2014 Judicial District Results												Iowa Youth Survey • 2014 State of Iowa Results																																			
How wrong would most of the students in your school (not just your best friends) feel it would be for you to: Use <u>any</u> illegal drug <u>other than</u> alcohol, cigarettes, or marijuana?																																															
																								6th Grade			8th Grade			11th Grade			All Grades			6th Grade			8th Grade			11th Grade			All Grades		
																								TOTAL	M	F	TOTAL	M	F	TOTAL	M	F	TOTAL	M	F	TOTAL	M	F	TOTAL	M	F	TOTAL	M	F	TOTAL	M	F
Very Wrong	89%	87%	90%	76%	75%	77%	45%	46%	44%	70%	69%	71%	87%	86%	89%	75%	75%	75%	47%	48%	45%	70%	70%	70%																							
Wrong	7%	7%	6%	15%	15%	15%	26%	26%	27%	16%	16%	16%	7%	8%	6%	15%	15%	15%	25%	25%	26%	16%	16%	16%																							
A Little Wrong	1%	1%	1%	3%	3%	3%	13%	13%	14%	6%	6%	6%	1%	1%	1%	4%	4%	5%	13%	11%	14%	6%	5%	6%																							
Not Wrong At All	1%	1%	1%	2%	2%	2%	7%	8%	7%	3%	4%	3%	1%	1%	1%	2%	2%	2%	7%	6%	7%	3%	3%	3%																							
Don't Know	3%	4%	2%	4%	5%	3%	8%	8%	8%	5%	6%	4%	4%	4%	3%	5%	5%	4%	9%	10%	7%	5%	6%	5%																							
Percent who answered question	97%	97%	97%	97%	96%	98%	98%	98%	98%	97%	97%	98%	97%	96%	97%	98%	97%	98%	97%	97%	98%	97%	97%	97%																							

Iowa Youth Survey • 2014 Judicial District Results												Iowa Youth Survey • 2014 State of Iowa Results																																			
How wrong would most of the students in your school (not just your best friends) feel it would be for you to: Go to a party where kids under 21 were using alcohol?																																															
																								6th Grade			8th Grade			11th Grade			All Grades			6th Grade			8th Grade			11th Grade			All Grades		
																								TOTAL	M	F	TOTAL	M	F	TOTAL	M	F	TOTAL	M	F	TOTAL	M	F	TOTAL	M	F	TOTAL	M	F	TOTAL	M	F
Very Wrong	78%	77%	80%	54%	53%	55%	17%	18%	16%	50%	49%	51%	77%	75%	80%	55%	55%	55%	18%	20%	16%	51%	51%	51%																							
Wrong	13%	13%	13%	24%	25%	24%	16%	17%	14%	18%	18%	17%	14%	15%	13%	23%	23%	23%	17%	18%	16%	18%	18%	17%																							
A Little Wrong	3%	3%	3%	11%	11%	12%	25%	25%	25%	13%	13%	13%	3%	4%	3%	11%	10%	12%	24%	23%	25%	13%	12%	13%																							
Not Wrong At All	2%	2%	1%	5%	5%	6%	35%	32%	38%	14%	13%	15%	2%	2%	2%	6%	6%	6%	33%	29%	36%	13%	12%	14%																							
Don't Know	3%	4%	2%	5%	6%	4%	7%	8%	6%	5%	6%	4%	4%	5%	3%	5%	6%	4%	8%	9%	6%	6%	7%	5%																							
Percent who answered question	97%	97%	97%	97%	97%	98%	98%	98%	98%	97%	97%	98%	97%	96%	97%	98%	97%	98%	97%	97%	98%	97%	97%	98%																							

Iowa Youth Survey • 2014 Judicial District Results													Iowa Youth Survey • 2014 State of Iowa Results																																			
How wrong would most of the students in your school (not just your best friends) feel it would be for you to: Go to a party where kids were using drugs?																																																
																									6th Grade			8th Grade			11th Grade			All Grades			6th Grade			8th Grade			11th Grade			All Grades		
																									TOTAL	M	F	TOTAL	M	F	TOTAL	M	F	TOTAL	M	F	TOTAL	M	F	TOTAL	M	F	TOTAL	M	F	TOTAL	M	F
Very Wrong	85%	83%	87%	68%	68%	67%	29%	31%	27%	61%	60%	61%	84%	83%	86%	68%	69%	67%	32%	34%	29%	62%	63%	61%																								
Wrong	9%	10%	8%	19%	19%	20%	23%	25%	21%	17%	18%	16%	9%	9%	9%	18%	17%	19%	23%	24%	23%	17%	17%	17%																								
A Little Wrong	1%	1%	1%	6%	5%	7%	21%	18%	25%	10%	8%	11%	2%	2%	2%	6%	5%	7%	20%	18%	22%	9%	8%	10%																								
Not Wrong At All	1%	1%	1%	3%	3%	2%	18%	18%	19%	7%	7%	7%	1%	1%	1%	3%	3%	3%	17%	15%	19%	7%	6%	7%																								
Don't Know	3%	4%	2%	4%	5%	4%	8%	8%	7%	5%	6%	4%	4%	4%	3%	5%	5%	4%	8%	9%	7%	5%	6%	4%																								
Percent who answered question	97%	97%	97%	97%	96%	98%	98%	98%	98%	97%	97%	98%	97%	96%	97%	97%	97%	98%	97%	97%	97%	97%	97%	97%																								

Iowa Youth Survey • 2014 Judicial District Results													Iowa Youth Survey • 2014 State of Iowa Results																																			
How wrong would most of the students in your school (not just your best friends) feel it would be for you to: Use prescription drugs that were not prescribed for you?																																																
																									6th Grade			8th Grade			11th Grade			All Grades			6th Grade			8th Grade			11th Grade			All Grades		
																									TOTAL	M	F	TOTAL	M	F	TOTAL	M	F	TOTAL	M	F	TOTAL	M	F	TOTAL	M	F	TOTAL	M	F	TOTAL	M	F
Very Wrong	79%	77%	81%	66%	67%	65%	39%	40%	39%	62%	61%	62%	78%	76%	80%	66%	67%	65%	40%	41%	39%	62%	62%	62%																								
Wrong	14%	15%	13%	21%	20%	23%	28%	28%	27%	21%	21%	21%	14%	15%	13%	20%	19%	21%	27%	27%	28%	21%	20%	21%																								
A Little Wrong	2%	2%	2%	6%	5%	6%	16%	14%	17%	8%	7%	8%	2%	2%	3%	6%	6%	7%	15%	14%	16%	8%	7%	8%																								
Not Wrong At All	1%	2%	1%	2%	2%	2%	8%	8%	8%	4%	4%	4%	1%	1%	1%	2%	2%	2%	7%	7%	8%	4%	4%	4%																								
Don't Know	3%	4%	2%	5%	5%	4%	9%	9%	8%	6%	6%	5%	4%	5%	3%	5%	6%	5%	10%	11%	9%	6%	7%	5%																								
Percent who answered question	97%	97%	97%	97%	97%	97%	98%	98%	98%	97%	97%	98%	96%	96%	97%	98%	97%	98%	97%	97%	98%	97%	97%	98%																								

Iowa Youth Survey • 2014 Judicial District Results													Iowa Youth Survey • 2014 State of Iowa Results											
How wrong would most of the students in your school (not just your best friends) feel it would be for you to: Use prescription drugs that were prescribed to you but in a way other than the directions?																								
IYS Question D12	6th Grade			8th Grade			11th Grade			All Grades			6th Grade			8th Grade			11th Grade			All Grades		
	TOTAL	M	F	TOTAL	M	F	TOTAL	M	F	TOTAL	M	F	TOTAL	M	F	TOTAL	M	F	TOTAL	M	F	TOTAL	M	F
Very Wrong	74%	72%	76%	63%	64%	63%	37%	37%	37%	58%	57%	59%	73%	71%	75%	63%	64%	63%	38%	39%	38%	59%	58%	59%
Wrong	17%	18%	15%	23%	22%	23%	28%	28%	28%	22%	23%	22%	16%	17%	16%	22%	21%	22%	27%	27%	28%	22%	22%	22%
A Little Wrong	3%	3%	3%	7%	6%	8%	17%	15%	18%	9%	8%	9%	4%	4%	3%	7%	6%	8%	16%	15%	17%	9%	8%	9%
Not Wrong At All	2%	2%	1%	2%	2%	2%	9%	9%	9%	4%	4%	4%	2%	2%	1%	3%	3%	2%	8%	8%	8%	4%	4%	4%
Don't Know	5%	5%	4%	5%	6%	4%	10%	10%	9%	6%	7%	6%	5%	6%	4%	5%	6%	5%	10%	11%	9%	7%	8%	6%
Percent who answered question	97%	97%	97%	97%	96%	97%	98%	98%	98%	97%	97%	97%	96%	96%	97%	98%	97%	98%	97%	97%	98%	97%	97%	97%

Section E. School Questions

Iowa Youth Survey • 2014 Judicial District Results													Iowa Youth Survey • 2014 State of Iowa Results											
In the <u>past 12 months</u> , how often have you: Carried a gun, knife, club, or other weapon <u>to school or to a school event</u> ?																								
IYS Question E1	6th Grade			8th Grade			11th Grade			All Grades			6th Grade			8th Grade			11th Grade			All Grades		
	TOTAL	M	F	TOTAL	M	F	TOTAL	M	F	TOTAL	M	F	TOTAL	M	F	TOTAL	M	F	TOTAL	M	F	TOTAL	M	F
None	98%	98%	99%	96%	94%	99%	92%	87%	97%	96%	93%	98%	98%	97%	99%	96%	94%	98%	93%	88%	97%	96%	93%	98%
1 or 2 times	1%	1%	1%	3%	4%	1%	4%	7%	2%	3%	4%	1%	1%	2%	1%	3%	4%	1%	3%	5%	2%	3%	4%	1%
3 – 5 times	0%	0%	0%	1%	1%	0%	1%	1%	0%	1%	1%	0%	0%	0%	0%	0%	1%	0%	1%	1%	0%	1%	1%	0%
6 or more times	0%	1%	0%	1%	1%	0%	3%	5%	1%	1%	2%	0%	0%	1%	0%	1%	1%	0%	3%	5%	1%	1%	2%	1%
Percent who answered question	98%	98%	98%	97%	97%	98%	98%	98%	98%	98%	97%	98%	97%	97%	98%	98%	98%	98%	97%	97%	98%	98%	97%	98%

Iowa Youth Survey • 2014 Judicial District Results												Iowa Youth Survey • 2014 State of Iowa Results												
In the past 12 months, how often have you: Used alcohol or other illegal drugs <u>on school property or at a school event?</u>																								
IYS Question E2	6th Grade			8th Grade			11th Grade			All Grades			6th Grade			8th Grade			11th Grade			All Grades		
	TOTAL	M	F	TOTAL	M	F	TOTAL	M	F	TOTAL	M	F	TOTAL	M	F	TOTAL	M	F	TOTAL	M	F	TOTAL	M	F
None	100%	100%	100%	99%	98%	99%	93%	93%	94%	97%	97%	98%	100%	99%	100%	99%	98%	99%	94%	93%	95%	97%	97%	98%
1 or 2 times	0%	0%	0%	1%	1%	1%	4%	4%	4%	2%	2%	2%	0%	0%	0%	1%	1%	1%	4%	4%	4%	2%	2%	2%
3 – 5 times	0%	0%	0%	0%	0%	0%	1%	1%	1%	0%	0%	0%	0%	0%	0%	0%	0%	0%	1%	1%	1%	0%	0%	0%
6 or more times	0%	0%	0%	0%	1%	0%	2%	2%	1%	1%	1%	0%	0%	0%	0%	0%	1%	0%	2%	2%	1%	1%	1%	0%
Percent who answered question	98%	98%	98%	97%	96%	98%	98%	98%	98%	98%	97%	98%	97%	97%	98%	98%	97%	98%	97%	97%	98%	97%	97%	98%

Iowa Youth Survey • 2014 Judicial District Results												Iowa Youth Survey • 2014 State of Iowa Results												
In the past 12 months, how often have you: Used cigarettes or smokeless tobacco (chewing tobacco, snuff, plug, dipping tobacco, snus, Orbs) <u>on school property or at a school event?</u>																								
IYS Question E3	6th Grade			8th Grade			11th Grade			All Grades			6th Grade			8th Grade			11th Grade			All Grades		
	TOTAL	M	F	TOTAL	M	F	TOTAL	M	F	TOTAL	M	F	TOTAL	M	F	TOTAL	M	F	TOTAL	M	F	TOTAL	M	F
None	100%	100%	100%	99%	98%	99%	93%	90%	96%	97%	96%	98%	100%	99%	100%	98%	98%	99%	93%	91%	96%	97%	96%	98%
1 or 2 times	0%	0%	0%	1%	1%	1%	3%	4%	2%	1%	2%	1%	0%	0%	0%	1%	1%	1%	3%	4%	2%	1%	2%	1%
3 – 5 times	0%	0%	0%	0%	0%	0%	1%	2%	1%	0%	1%	0%	0%	0%	0%	0%	0%	0%	1%	1%	1%	0%	1%	0%
6 or more times	0%	0%	0%	0%	1%	0%	3%	5%	1%	1%	2%	1%	0%	0%	0%	0%	1%	0%	3%	4%	1%	1%	2%	1%
Percent who answered question	98%	98%	98%	97%	97%	98%	98%	98%	98%	98%	97%	98%	97%	97%	98%	98%	97%	98%	97%	97%	98%	97%	97%	98%

Iowa Youth Survey • 2014 Judicial District Results													Iowa Youth Survey • 2014 State of Iowa Results											
In the past 12 months, how often have you: Had your things (clothing, books, bike, car) stolen or deliberately damaged <u>on school property or at a school event</u> ?																								
IYS Question E4	6th Grade			8th Grade			11th Grade			All Grades			6th Grade			8th Grade			11th Grade			All Grades		
	TOTAL	M	F	TOTAL	M	F	TOTAL	M	F	TOTAL	M	F	TOTAL	M	F	TOTAL	M	F	TOTAL	M	F	TOTAL	M	F
None	89%	89%	88%	83%	83%	83%	83%	80%	85%	85%	84%	86%	87%	86%	89%	81%	82%	81%	82%	79%	84%	84%	82%	85%
1 or 2 times	10%	10%	10%	15%	14%	15%	15%	16%	13%	13%	13%	13%	11%	12%	10%	16%	15%	16%	15%	17%	14%	14%	14%	13%
3 – 5 times	1%	1%	1%	2%	2%	2%	2%	2%	1%	2%	2%	1%	1%	1%	1%	2%	2%	2%	2%	2%	1%	2%	2%	1%
6 or more times	1%	1%	1%	1%	1%	0%	1%	1%	0%	1%	1%	1%	1%	1%	1%	1%	1%	1%	1%	2%	1%	1%	1%	1%
Percent who answered question	98%	98%	98%	97%	97%	98%	98%	98%	98%	98%	97%	98%	97%	97%	98%	98%	98%	98%	97%	97%	98%	97%	97%	98%

Iowa Youth Survey • 2014 Judicial District Results													Iowa Youth Survey • 2014 State of Iowa Results											
In the past 12 months, how often have you: Been disciplined for fighting, theft, or damaging property <u>at school or a school event</u> ?																								
IYS Question E5	6th Grade			8th Grade			11th Grade			All Grades			6th Grade			8th Grade			11th Grade			All Grades		
	TOTAL	M	F	TOTAL	M	F	TOTAL	M	F	TOTAL	M	F	TOTAL	M	F	TOTAL	M	F	TOTAL	M	F	TOTAL	M	F
None	96%	95%	98%	94%	91%	97%	96%	94%	98%	95%	93%	98%	95%	93%	98%	93%	91%	96%	96%	94%	97%	95%	93%	97%
1 or 2 times	3%	4%	1%	5%	7%	2%	3%	5%	2%	4%	5%	2%	4%	5%	2%	5%	7%	4%	3%	4%	2%	4%	6%	3%
3 – 5 times	0%	1%	0%	1%	1%	0%	0%	1%	0%	0%	1%	0%	1%	1%	0%	1%	1%	1%	0%	1%	0%	1%	1%	0%
6 or more times	0%	0%	0%	0%	1%	0%	0%	1%	0%	0%	0%	0%	1%	1%	0%	1%	1%	0%	1%	1%	0%	1%	1%	0%
Percent who answered question	98%	97%	98%	97%	97%	98%	98%	98%	98%	98%	97%	98%	97%	97%	97%	98%	97%	98%	97%	97%	98%	97%	97%	98%

Iowa Youth Survey • 2014 Judicial District Results													Iowa Youth Survey • 2014 State of Iowa Results											
In the <u>past 12 months</u> , how often have you: Been threatened or injured by someone with a weapon (like a gun, knife, or club) <u>on school property or at a school event</u> ?																								
IYS Question E6	6th Grade			8th Grade			11th Grade			All Grades			6th Grade			8th Grade			11th Grade			All Grades		
	TOTAL	M	F	TOTAL	M	F	TOTAL	M	F	TOTAL	M	F	TOTAL	M	F	TOTAL	M	F	TOTAL	M	F	TOTAL	M	F
None	97%	97%	97%	95%	94%	96%	96%	94%	97%	96%	95%	97%	96%	95%	97%	95%	94%	96%	96%	95%	97%	96%	95%	97%
1 or 2 times	2%	2%	2%	4%	5%	3%	3%	4%	2%	3%	4%	2%	3%	4%	2%	4%	4%	3%	3%	4%	2%	3%	4%	3%
3 – 5 times	0%	1%	0%	1%	1%	1%	0%	1%	0%	1%	1%	0%	0%	1%	0%	1%	1%	1%	0%	1%	0%	1%	1%	0%
6 or more times	0%	0%	0%	1%	1%	0%	1%	1%	0%	0%	1%	0%	0%	1%	0%	1%	1%	0%	1%	1%	0%	1%	1%	0%
Percent who answered question	98%	98%	98%	97%	97%	98%	98%	98%	98%	98%	97%	98%	97%	97%	98%	98%	97%	98%	97%	97%	98%	97%	97%	98%

Iowa Youth Survey • 2014 Judicial District Results													Iowa Youth Survey • 2014 State of Iowa Results											
In the <u>past 12 months</u> , how often have you: Damaged property just for fun (like breaking windows, scratching a car, etc.)?																								
IYS Question E7	6th Grade			8th Grade			11th Grade			All Grades			6th Grade			8th Grade			11th Grade			All Grades		
	TOTAL	M	F	TOTAL	M	F	TOTAL	M	F	TOTAL	M	F	TOTAL	M	F	TOTAL	M	F	TOTAL	M	F	TOTAL	M	F
None	98%	98%	99%	97%	96%	98%	95%	94%	97%	97%	96%	98%	98%	97%	99%	96%	96%	97%	96%	94%	98%	97%	96%	98%
1 or 2 times	1%	2%	1%	2%	3%	2%	3%	5%	2%	2%	3%	1%	2%	2%	1%	3%	3%	2%	3%	4%	2%	2%	3%	2%
3 – 5 times	0%	0%	0%	0%	1%	0%	1%	1%	0%	0%	1%	0%	0%	0%	0%	1%	1%	0%	1%	1%	0%	0%	1%	0%
6 or more times	0%	0%	0%	0%	1%	0%	1%	1%	0%	0%	1%	0%	0%	0%	0%	1%	1%	0%	1%	1%	0%	1%	1%	0%
Percent who answered question	98%	98%	98%	97%	97%	98%	98%	98%	98%	98%	98%	98%	97%	97%	98%	98%	97%	98%	97%	97%	98%	97%	97%	98%



Iowa Youth Survey • 2014 Judicial District Results													Iowa Youth Survey • 2014 State of Iowa Results																																		
In the <u>past 12 months</u> , how often have you: Beaten up on or fought someone because they made you angry?																																															
																								6th Grade			8th Grade			11th Grade			All Grades			6th Grade			8th Grade			11th Grade			All Grades		
																								TOTAL	M	F	TOTAL	M	F	TOTAL	M	F	TOTAL	M	F	TOTAL	M	F	TOTAL	M	F	TOTAL	M	F	TOTAL	M	F
None	91%	87%	95%	89%	85%	94%	93%	90%	96%	91%	87%	95%	89%	84%	95%	89%	85%	92%	93%	89%	96%	90%	86%	94%																							
1 or 2 times	7%	10%	4%	8%	12%	5%	5%	7%	3%	7%	10%	4%	8%	12%	4%	9%	11%	6%	5%	7%	3%	7%	10%	5%																							
3 – 5 times	1%	1%	1%	1%	2%	1%	1%	1%	0%	1%	1%	1%	1%	2%	1%	1%	2%	1%	1%	1%	1%	1%	2%	1%																							
6 or more times	1%	1%	1%	1%	1%	0%	1%	1%	0%	1%	1%	1%	1%	2%	1%	1%	2%	1%	1%	2%	1%	1%	2%	1%																							
Percent who answered question	98%	97%	98%	97%	97%	98%	98%	98%	98%	98%	97%	98%	97%	97%	98%	98%	97%	98%	97%	97%	98%	97%	97%	98%																							

Iowa Youth Survey • 2014 Judicial District Results													Iowa Youth Survey • 2014 State of Iowa Results																																		
In the <u>past 12 months</u> , how often have you: Used a weapon, force, or threats to get money or things from someone?																																															
																								6th Grade			8th Grade			11th Grade			All Grades			6th Grade			8th Grade			11th Grade			All Grades		
																								TOTAL	M	F	TOTAL	M	F	TOTAL	M	F	TOTAL	M	F	TOTAL	M	F	TOTAL	M	F	TOTAL	M	F	TOTAL	M	F
None	100%	100%	99%	99%	98%	99%	98%	98%	99%	99%	98%	99%	99%	99%	100%	99%	98%	99%	98%	97%	99%	99%	98%	99%																							
1 or 2 times	0%	0%	0%	1%	1%	1%	1%	1%	0%	1%	1%	0%	0%	1%	0%	1%	1%	1%	1%	1%	0%	1%	1%	0%																							
3 – 5 times	0%	0%	0%	0%	0%	0%	0%	0%	0%	0%	0%	0%	0%	0%	0%	0%	0%	0%	0%	0%	0%	0%	0%	0%																							
6 or more times	0%	0%	0%	0%	1%	0%	1%	1%	0%	0%	1%	0%	0%	0%	0%	0%	1%	0%	1%	1%	0%	0%	1%	0%																							
Percent who answered question	98%	97%	98%	97%	97%	98%	98%	98%	98%	98%	97%	98%	97%	97%	98%	98%	97%	98%	97%	97%	98%	97%	97%	98%																							

An asterisk ( \* ) will be present in cells where 15 or fewer students answered a question, or if 10% or fewer students did not respond in the *least* sensitive manner for select questions.

Iowa Youth Survey • 2014 Judicial District Results												Iowa Youth Survey • 2014 State of Iowa Results												
In the <u>past 12 months</u> , how often have you: Verbally threatened to physically harm someone?																								
IYS Question E10	6th Grade			8th Grade			11th Grade			All Grades			6th Grade			8th Grade			11th Grade			All Grades		
	TOTAL	M	F	TOTAL	M	F	TOTAL	M	F	TOTAL	M	F	TOTAL	M	F	TOTAL	M	F	TOTAL	M	F	TOTAL	M	F
None	96%	95%	96%	87%	85%	88%	84%	80%	88%	89%	86%	91%	95%	93%	96%	87%	86%	88%	84%	80%	88%	88%	86%	91%
1 or 2 times	3%	4%	3%	10%	11%	9%	11%	13%	8%	8%	9%	7%	4%	5%	3%	10%	10%	9%	11%	13%	8%	8%	9%	7%
3 – 5 times	0%	1%	0%	2%	2%	1%	2%	3%	1%	1%	2%	1%	1%	1%	0%	2%	2%	1%	2%	3%	2%	2%	2%	1%
6 or more times	0%	1%	0%	2%	2%	1%	3%	5%	2%	2%	2%	1%	1%	1%	0%	2%	2%	2%	3%	5%	2%	2%	2%	1%
Percent who answered question	98%	98%	98%	97%	97%	98%	98%	98%	98%	98%	98%	98%	97%	97%	97%	98%	97%	98%	97%	97%	98%	97%	97%	98%

Iowa Youth Survey • 2014 Judicial District Results												Iowa Youth Survey • 2014 State of Iowa Results												
In the <u>past 12 months</u> , how often have you: Stolen something?																								
IYS Question E11	6th Grade			8th Grade			11th Grade			All Grades			6th Grade			8th Grade			11th Grade			All Grades		
	TOTAL	M	F	TOTAL	M	F	TOTAL	M	F	TOTAL	M	F	TOTAL	M	F	TOTAL	M	F	TOTAL	M	F	TOTAL	M	F
None	93%	91%	95%	91%	89%	93%	91%	90%	93%	92%	90%	93%	92%	90%	94%	91%	89%	92%	92%	90%	94%	92%	90%	93%
1 or 2 times	6%	7%	4%	7%	8%	6%	5%	6%	4%	6%	7%	5%	6%	8%	5%	7%	8%	6%	5%	6%	4%	6%	7%	5%
3 – 5 times	1%	1%	1%	1%	1%	1%	1%	1%	1%	1%	1%	1%	1%	1%	1%	1%	1%	1%	1%	1%	1%	1%	1%	1%
6 or more times	1%	1%	1%	1%	1%	0%	2%	3%	2%	1%	2%	1%	1%	1%	1%	1%	2%	1%	2%	2%	1%	1%	2%	1%
Percent who answered question	98%	97%	98%	97%	96%	98%	98%	98%	98%	98%	97%	98%	97%	97%	97%	98%	97%	98%	97%	97%	98%	97%	97%	98%

Iowa Youth Survey • 2014 Judicial District Results													Iowa Youth Survey • 2014 State of Iowa Results											
In the <u>last 30 days</u> , how many times have you been bullied <u>at school</u> in the ways listed below: I was called names, was made fun of, or teased in a hurtful way?																								
IYS Question E12	6th Grade			8th Grade			11th Grade			All Grades			6th Grade			8th Grade			11th Grade			All Grades		
	TOTAL	M	F	TOTAL	M	F	TOTAL	M	F	TOTAL	M	F	TOTAL	M	F	TOTAL	M	F	TOTAL	M	F	TOTAL	M	F
<b>0 times</b>	62%	65%	60%	58%	62%	54%	68%	72%	64%	63%	66%	59%	59%	61%	57%	57%	63%	51%	68%	72%	65%	61%	65%	57%
<b>1 time</b>	17%	15%	18%	17%	16%	19%	12%	11%	13%	15%	14%	17%	17%	16%	18%	17%	15%	18%	12%	10%	13%	15%	14%	17%
<b>2 times</b>	8%	7%	8%	9%	7%	11%	8%	6%	9%	8%	7%	10%	8%	8%	9%	9%	7%	11%	7%	6%	9%	8%	7%	10%
<b>3 – 5 times</b>	6%	6%	7%	8%	7%	9%	6%	5%	7%	7%	6%	8%	7%	7%	8%	8%	6%	10%	6%	5%	7%	7%	6%	8%
<b>6 – 10 times</b>	2%	2%	2%	2%	2%	2%	2%	2%	2%	2%	2%	2%	2%	2%	2%	3%	2%	4%	2%	2%	2%	2%	2%	3%
<b>11+ times</b>	5%	6%	5%	6%	6%	5%	4%	5%	4%	5%	5%	4%	6%	6%	5%	6%	6%	6%	4%	5%	4%	5%	6%	5%
<b>Percent who answered question</b>	98%	97%	98%	97%	96%	97%	98%	98%	98%	97%	97%	98%	97%	97%	98%	98%	97%	98%	97%	97%	98%	97%	97%	98%

Iowa Youth Survey • 2014 Judicial District Results												Iowa Youth Survey • 2014 State of Iowa Results																							
<b>IYS Question E13</b> In the last 30 days, how many times have you been bullied at school in the ways listed below: Other students left me out of things on purpose, excluded me from their group of friends, or completely ignored me?																																			
												6th Grade			8th Grade			11th Grade			All Grades			6th Grade			8th Grade			11th Grade			All Grades		
												TOTAL	M	F	TOTAL	M	F	TOTAL	M	F	TOTAL	M	F	TOTAL	M	F	TOTAL	M	F	TOTAL	M	F	TOTAL	M	F
0 times	66%	72%	60%	66%	75%	58%	73%	81%	64%	68%	76%	61%	66%	73%	59%	65%	75%	55%	73%	79%	65%	68%	76%	60%											
1 time	16%	14%	19%	14%	11%	18%	11%	8%	15%	14%	11%	17%	15%	13%	18%	14%	11%	18%	11%	8%	13%	14%	11%	17%											
2 times	7%	6%	8%	8%	5%	10%	6%	4%	8%	7%	5%	9%	7%	6%	9%	8%	6%	10%	6%	5%	8%	7%	5%	9%											
3 – 5 times	5%	3%	6%	6%	4%	8%	5%	3%	7%	5%	4%	7%	5%	4%	7%	7%	4%	9%	5%	4%	7%	6%	4%	8%											
6 – 10 times	2%	2%	2%	2%	2%	3%	2%	1%	3%	2%	2%	3%	2%	2%	2%	3%	2%	4%	2%	1%	3%	2%	2%	3%											
11+ times	4%	3%	5%	3%	3%	3%	3%	3%	3%	3%	3%	4%	4%	3%	4%	4%	3%	4%	3%	3%	3%	3%	3%	4%											
Percent who answered question	98%	97%	98%	96%	96%	97%	98%	98%	98%	97%	97%	98%	97%	96%	97%	97%	97%	97%	98%	97%	97%	97%	97%	97%											

Iowa Youth Survey • 2014 Judicial District Results												Iowa Youth Survey • 2014 State of Iowa Results																							
<b>IYS Question E14</b> In the last 30 days, how many times have you been bullied at school in the ways listed below: I was hit, kicked, pushed, shoved around, or locked indoors?																																			
												6th Grade			8th Grade			11th Grade			All Grades			6th Grade			8th Grade			11th Grade			All Grades		
												TOTAL	M	F	TOTAL	M	F	TOTAL	M	F	TOTAL	M	F	TOTAL	M	F	TOTAL	M	F	TOTAL	M	F	TOTAL	M	F
0 times	85%	82%	87%	84%	82%	85%	93%	90%	95%	87%	85%	89%	82%	79%	85%	84%	82%	85%	92%	90%	94%	86%	84%	88%											
1 time	7%	8%	6%	8%	9%	7%	3%	4%	2%	6%	7%	5%	8%	9%	7%	8%	8%	7%	4%	5%	3%	7%	7%	6%											
2 times	3%	4%	3%	3%	3%	3%	2%	2%	1%	3%	3%	2%	4%	5%	3%	3%	3%	3%	2%	2%	1%	3%	3%	3%											
3 – 5 times	3%	3%	2%	2%	3%	2%	1%	1%	1%	2%	2%	2%	3%	3%	2%	2%	3%	2%	1%	1%	1%	2%	2%	2%											
6 – 10 times	1%	1%	1%	1%	1%	1%	0%	0%	1%	1%	1%	1%	1%	1%	1%	1%	1%	1%	0%	1%	0%	1%	1%	1%											
11+ times	2%	2%	2%	2%	2%	1%	1%	2%	0%	2%	2%	1%	2%	3%	1%	2%	2%	2%	1%	2%	1%	2%	2%	1%											
Percent who answered question	97%	97%	98%	97%	96%	97%	98%	98%	98%	97%	97%	98%	97%	96%	97%	97%	97%	97%	98%	97%	97%	97%	97%	97%											

Iowa Youth Survey • 2014 Judicial District Results													Iowa Youth Survey • 2014 State of Iowa Results																																			
<b>In the last 30 days, how many times have you been bullied at school in the ways listed below: Other students told lies, spread false rumors about me, and tried to make others dislike me?</b>																																																
																									6th Grade			8th Grade			11th Grade			All Grades			6th Grade			8th Grade			11th Grade			All Grades		
																									TOTAL	M	F	TOTAL	M	F	TOTAL	M	F	TOTAL	M	F	TOTAL	M	F	TOTAL	M	F	TOTAL	M	F	TOTAL	M	F
<b>0 times</b>	71%	74%	69%	68%	76%	61%	73%	81%	65%	71%	77%	65%	69%	72%	65%	66%	74%	58%	72%	79%	65%	69%	75%	62%																								
<b>1 time</b>	14%	13%	15%	14%	12%	16%	11%	9%	13%	13%	11%	15%	14%	13%	16%	14%	12%	17%	12%	9%	14%	13%	11%	16%																								
<b>2 times</b>	5%	6%	5%	7%	5%	9%	6%	4%	9%	6%	5%	8%	6%	6%	7%	7%	5%	9%	6%	4%	8%	6%	5%	8%																								
<b>3 – 5 times</b>	4%	3%	4%	5%	3%	6%	5%	3%	7%	4%	3%	6%	5%	4%	6%	6%	4%	7%	5%	3%	6%	5%	4%	6%																								
<b>6 – 10 times</b>	2%	1%	2%	2%	2%	3%	2%	1%	3%	2%	1%	3%	2%	2%	2%	2%	2%	3%	2%	1%	3%	2%	2%	3%																								
<b>11+ times</b>	4%	3%	4%	4%	3%	5%	3%	3%	3%	3%	3%	4%	4%	4%	4%	5%	3%	6%	4%	3%	4%	4%	3%	5%																								
<b>Percent who answered question</b>	98%	97%	98%	97%	96%	97%	98%	98%	98%	97%	97%	98%	97%	96%	97%	97%	97%	98%	97%	97%	97%	97%	97%	98%																								

Iowa Youth Survey • 2014 Judicial District Results													Iowa Youth Survey • 2014 State of Iowa Results																																			
<b>In the last 30 days, how many times have you been bullied at school in the ways listed below: I was made fun of because of my race or color?</b>																																																
																									6th Grade			8th Grade			11th Grade			All Grades			6th Grade			8th Grade			11th Grade			All Grades		
																									TOTAL	M	F	TOTAL	M	F	TOTAL	M	F	TOTAL	M	F	TOTAL	M	F	TOTAL	M	F	TOTAL	M	F	TOTAL	M	F
<b>0 times</b>	95%	95%	95%	93%	93%	94%	94%	93%	95%	94%	94%	95%	94%	93%	94%	92%	92%	92%	94%	92%	95%	93%	93%	94%																								
<b>1 time</b>	2%	2%	2%	3%	3%	3%	2%	2%	2%	2%	2%	2%	3%	3%	3%	3%	3%	3%	2%	3%	2%	3%	3%	3%																								
<b>2 times</b>	1%	1%	1%	1%	1%	1%	1%	1%	1%	1%	1%	1%	1%	1%	1%	1%	1%	2%	1%	1%	1%	1%	1%	1%																								
<b>3 – 5 times</b>	0%	0%	0%	1%	1%	1%	1%	1%	1%	1%	1%	1%	1%	1%	1%	1%	1%	1%	1%	1%	1%	1%	1%	1%																								
<b>6 – 10 times</b>	0%	0%	0%	0%	0%	0%	0%	0%	0%	0%	0%	0%	0%	0%	0%	0%	0%	0%	0%	0%	0%	0%	0%	0%																								
<b>11+ times</b>	1%	1%	1%	1%	1%	1%	2%	2%	1%	1%	2%	1%	1%	1%	1%	1%	2%	1%	2%	2%	1%	1%	2%	1%																								
<b>Percent who answered question</b>	97%	97%	98%	97%	96%	97%	98%	98%	98%	97%	97%	98%	97%	96%	97%	97%	98%	97%	97%	97%	97%	97%	97%	98%																								

Iowa Youth Survey • 2014 Judicial District Results													Iowa Youth Survey • 2014 State of Iowa Results																							
<b>IYS Question E17</b> In the last 30 days, how many times have you been bullied <u>at school</u> in the ways listed below: I was made fun of because of my religion?																																				
													6th Grade			8th Grade			11th Grade			All Grades			6th Grade			8th Grade			11th Grade			All Grades		
													TOTAL	M	F	TOTAL	M	F	TOTAL	M	F	TOTAL	M	F	TOTAL	M	F	TOTAL	M	F	TOTAL	M	F	TOTAL	M	F
0 times	95%	95%	95%	94%	94%	94%	92%	92%	92%	94%	94%	93%	95%	95%	95%	94%	94%	93%	93%	93%	93%	93%	94%	94%	94%											
1 time	3%	3%	2%	3%	3%	4%	4%	3%	4%	3%	3%	4%	3%	3%	3%	3%	3%	4%	3%	3%	4%	3%	3%	3%												
2 times	1%	1%	1%	1%	1%	1%	2%	2%	2%	1%	1%	1%	1%	1%	1%	1%	1%	1%	1%	1%	2%	1%	1%	1%												
3 – 5 times	0%	0%	1%	1%	1%	1%	1%	1%	1%	1%	1%	1%	1%	1%	1%	1%	1%	1%	1%	1%	1%	1%	1%	1%												
6 – 10 times	0%	0%	0%	0%	0%	0%	0%	0%	0%	0%	0%	0%	0%	0%	0%	0%	0%	0%	0%	0%	0%	0%	0%	0%												
11+ times	1%	1%	1%	1%	1%	1%	1%	2%	0%	1%	1%	1%	1%	1%	1%	1%	1%	1%	1%	1%	1%	1%	1%	1%												
Percent who answered question	97%	97%	98%	97%	96%	97%	98%	98%	98%	97%	97%	98%	97%	96%	97%	97%	97%	98%	97%	97%	97%	97%	97%	98%												

Iowa Youth Survey • 2014 Judicial District Results													Iowa Youth Survey • 2014 State of Iowa Results																							
<b>IYS Question E18</b> In the last 30 days, how many times have you been bullied <u>at school</u> in the ways listed below: I was made fun of because of my sexual orientation or gender identity?																																				
													6th Grade			8th Grade			11th Grade			All Grades			6th Grade			8th Grade			11th Grade			All Grades		
													TOTAL	M	F	TOTAL	M	F	TOTAL	M	F	TOTAL	M	F	TOTAL	M	F	TOTAL	M	F	TOTAL	M	F	TOTAL	M	F
0 times	97%	98%	96%	96%	96%	95%	96%	96%	96%	96%	97%	96%	96%	97%	97%	96%	95%	96%	94%	95%	95%	95%	96%	96%	95%											
1 time	1%	1%	2%	2%	2%	2%	1%	1%	1%	2%	1%	2%	2%	1%	2%	2%	2%	1%	2%	2%	2%	2%	2%	2%												
2 times	1%	0%	1%	1%	0%	1%	1%	0%	1%	1%	0%	1%	1%	1%	1%	1%	1%	1%	1%	1%	1%	1%	1%	1%												
3 – 5 times	1%	0%	1%	0%	0%	0%	1%	1%	1%	0%	0%	1%	0%	0%	0%	1%	1%	1%	1%	0%	1%	1%	0%	1%												
6 – 10 times	0%	0%	0%	0%	0%	0%	0%	0%	0%	0%	0%	0%	0%	0%	0%	0%	0%	0%	0%	0%	0%	0%	0%	0%												
11+ times	1%	0%	1%	1%	1%	1%	1%	2%	1%	1%	1%	1%	1%	1%	1%	1%	1%	1%	1%	1%	1%	1%	1%	1%												
Percent who answered question	97%	97%	98%	97%	96%	97%	98%	98%	98%	97%	97%	98%	96%	96%	97%	97%	97%	98%	97%	97%	97%	97%	97%	97%												

Iowa Youth Survey • 2014 Judicial District Results													Iowa Youth Survey • 2014 State of Iowa Results											
In the last 30 days, how many times have you been bullied at school in the ways listed below: Other students made sexual jokes, comments, or gestures that hurt my feelings?																								
IYS Question E19	6th Grade			8th Grade			11th Grade			All Grades			6th Grade			8th Grade			11th Grade			All Grades		
	TOTAL	M	F	TOTAL	M	F	TOTAL	M	F	TOTAL	M	F	TOTAL	M	F	TOTAL	M	F	TOTAL	M	F	TOTAL	M	F
0 times	90%	90%	89%	85%	89%	81%	87%	91%	82%	87%	90%	84%	88%	88%	88%	84%	88%	81%	86%	90%	82%	86%	89%	84%
1 time	5%	5%	5%	7%	4%	9%	6%	4%	8%	6%	4%	7%	6%	6%	6%	7%	5%	8%	6%	4%	7%	6%	5%	7%
2 times	2%	2%	2%	3%	2%	4%	3%	2%	4%	3%	2%	3%	2%	2%	2%	3%	2%	4%	3%	2%	4%	3%	2%	4%
3 – 5 times	1%	2%	1%	2%	2%	2%	2%	1%	3%	2%	2%	2%	2%	2%	2%	2%	2%	3%	2%	1%	3%	2%	2%	2%
6 – 10 times	0%	0%	1%	1%	1%	1%	1%	0%	1%	1%	1%	1%	1%	1%	1%	1%	1%	1%	1%	1%	1%	1%	1%	1%
11+ times	1%	1%	2%	2%	2%	2%	2%	2%	2%	2%	2%	2%	2%	2%	1%	2%	2%	2%	2%	2%	2%	2%	2%	2%
Percent who answered question	97%	97%	98%	97%	96%	97%	98%	98%	98%	97%	97%	98%	96%	96%	97%	97%	97%	98%	97%	97%	97%	97%	97%	97%

Iowa Youth Survey • 2014 Judicial District Results													Iowa Youth Survey • 2014 State of Iowa Results											
<b>In the last 30 days, how many times have you been bullied at school in the ways listed below:            I have received a threatening or hurtful message from another student in an email, on a website, on a cellphone, from text messaging, in an internet chat room, or in instant messaging?</b>																								
IYS Question E20	TOTAL	M	F	TOTAL	M	F	TOTAL	M	F	TOTAL	M	F	TOTAL	M	F	TOTAL	M	F	TOTAL	M	F	TOTAL	M	F
	<b>0 times</b>	93%	95%	91%	91%	95%	88%	92%	95%	89%	92%	95%	90%	92%	94%	90%	90%	94%	86%	92%	95%	90%	92%	95%
<b>1 time</b>	4%	3%	4%	4%	2%	5%	3%	2%	4%	3%	2%	4%	4%	3%	5%	4%	3%	6%	3%	2%	4%	4%	2%	5%
<b>2 times</b>	1%	1%	1%	2%	1%	3%	2%	1%	3%	2%	1%	2%	1%	1%	2%	2%	1%	3%	2%	1%	2%	2%	1%	2%
<b>3 – 5 times</b>	1%	1%	1%	1%	1%	1%	1%	1%	2%	1%	1%	1%	1%	1%	1%	1%	1%	2%	1%	1%	2%	1%	1%	2%
<b>6 – 10 times</b>	0%	0%	0%	1%	0%	1%	1%	0%	1%	1%	0%	1%	0%	0%	1%	1%	0%	1%	1%	0%	1%	1%	0%	1%
<b>11+ times</b>	1%	1%	1%	2%	1%	2%	1%	1%	1%	1%	1%	1%	1%	1%	1%	2%	1%	2%	1%	1%	1%	1%	1%	1%
<b>Percent who answered question</b>	97%	97%	98%	96%	96%	97%	98%	98%	98%	97%	97%	98%	97%	96%	97%	97%	97%	98%	97%	97%	97%	97%	96%	97%



Iowa Youth Survey • 2014 Judicial District Results													Iowa Youth Survey • 2014 State of Iowa Results											
IYS Question E21	In the last 30 days, how many times have you been bullied at school in the ways listed below: Something hurtful has been shared about me on social media (Facebook, Twitter, Snapchat, etc.)?																							
	6th Grade			8th Grade			11th Grade			All Grades			6th Grade			8th Grade			11th Grade			All Grades		
	TOTAL	M	F	TOTAL	M	F	TOTAL	M	F	TOTAL	M	F	TOTAL	M	F	TOTAL	M	F	TOTAL	M	F	TOTAL	M	F
0 times	94%	95%	92%	92%	95%	89%	90%	93%	86%	92%	94%	89%	93%	95%	92%	91%	95%	87%	90%	94%	87%	91%	94%	88%
1 time	4%	3%	4%	4%	3%	5%	5%	3%	6%	4%	3%	5%	4%	3%	4%	5%	3%	7%	4%	3%	6%	4%	3%	6%
2 times	1%	1%	1%	1%	0%	2%	2%	1%	3%	2%	1%	2%	1%	1%	2%	2%	1%	3%	2%	1%	3%	2%	1%	2%
3 – 5 times	1%	0%	1%	1%	0%	1%	1%	1%	2%	1%	1%	1%	1%	1%	1%	1%	1%	2%	1%	1%	2%	1%	1%	2%
6 – 10 times	0%	0%	0%	0%	0%	0%	0%	0%	1%	0%	0%	1%	0%	0%	0%	0%	0%	1%	0%	0%	1%	0%	0%	1%
11+ times	1%	1%	1%	1%	1%	1%	1%	1%	1%	1%	1%	1%	1%	1%	1%	1%	1%	2%	1%	1%	1%	1%	1%	1%
Percent who answered question	97%	96%	97%	96%	95%	97%	97%	97%	98%	97%	96%	97%	96%	95%	97%	97%	96%	97%	96%	96%	97%	96%	96%	97%

Iowa Youth Survey • 2014 Judicial District Results													Iowa Youth Survey • 2014 State of Iowa Results											
IYS Question E22	In the last 30 days, how many times have you bullied someone else at school?																							
	6th Grade			8th Grade			11th Grade			All Grades			6th Grade			8th Grade			11th Grade			All Grades		
	TOTAL	M	F	TOTAL	M	F	TOTAL	M	F	TOTAL	M	F	TOTAL	M	F	TOTAL	M	F	TOTAL	M	F	TOTAL	M	F
0 times	89%	90%	88%	81%	82%	81%	85%	83%	87%	85%	85%	85%	86%	87%	86%	80%	81%	79%	83%	81%	85%	83%	83%	84%
1 time	7%	7%	8%	12%	10%	12%	8%	8%	8%	9%	8%	9%	8%	8%	9%	12%	11%	12%	9%	9%	8%	10%	9%	10%
2 times	2%	2%	2%	4%	4%	4%	4%	4%	4%	3%	3%	3%	3%	3%	3%	4%	4%	5%	4%	4%	4%	4%	4%	4%
3 – 5 times	1%	1%	1%	2%	2%	2%	2%	2%	2%	2%	2%	2%	1%	1%	2%	2%	2%	2%	2%	3%	2%	2%	2%	2%
6 – 10 times	0%	0%	0%	1%	0%	1%	0%	1%	0%	0%	0%	0%	0%	0%	0%	1%	0%	1%	0%	1%	0%	0%	0%	0%
11+ times	1%	1%	1%	1%	1%	1%	2%	3%	0%	1%	1%	1%	1%	1%	1%	1%	2%	1%	2%	2%	1%	1%	2%	1%
Percent who answered question	97%	97%	98%	96%	96%	97%	98%	98%	98%	97%	97%	98%	97%	96%	97%	97%	97%	98%	97%	97%	97%	97%	96%	97%

Iowa Youth Survey • 2014 Judicial District Results													Iowa Youth Survey • 2014 State of Iowa Results											
In the last 30 days, how many times did you <b>NOT</b> go to school because you felt unsafe at school or on your way to and from school as a result of bullying?																								
IYS Question E23	6th Grade			8th Grade			11th Grade			All Grades			6th Grade			8th Grade			11th Grade			All Grades		
	TOTAL	M	F	TOTAL	M	F	TOTAL	M	F	TOTAL	M	F	TOTAL	M	F	TOTAL	M	F	TOTAL	M	F	TOTAL	M	F
0 times	96%	96%	95%	94%	96%	93%	94%	96%	92%	95%	96%	93%	94%	95%	94%	93%	96%	90%	94%	96%	92%	94%	96%	92%
1 time	3%	2%	3%	4%	2%	5%	3%	2%	4%	3%	2%	4%	3%	3%	4%	4%	2%	6%	3%	2%	4%	4%	2%	5%
2 times	1%	1%	1%	1%	1%	1%	2%	1%	3%	1%	1%	1%	1%	1%	1%	1%	1%	2%	1%	1%	2%	1%	1%	2%
3 or more times	1%	1%	1%	1%	1%	2%	1%	1%	1%	1%	1%	1%	1%	1%	1%	2%	1%	2%	2%	2%	2%	2%	1%	2%
Percent who answered question	98%	97%	98%	97%	96%	97%	98%	98%	98%	97%	97%	98%	97%	96%	97%	97%	97%	98%	97%	97%	98%	97%	97%	98%

Iowa Youth Survey • 2014 Judicial District Results													Iowa Youth Survey • 2014 State of Iowa Results											
How much do you agree or disagree that each of the following statements is true: It is against my values to have sex as a teenager.																								
IYS Question E24	6th Grade			8th Grade			11th Grade			All Grades			6th Grade			8th Grade			11th Grade			All Grades		
	TOTAL	M	F	TOTAL	M	F	TOTAL	M	F	TOTAL	M	F	TOTAL	M	F	TOTAL	M	F	TOTAL	M	F	TOTAL	M	F
Strongly Agree	70%	63%	77%	55%	47%	63%	22%	17%	26%	48%	42%	55%	69%	63%	76%	55%	47%	62%	21%	16%	25%	48%	42%	55%
Agree	16%	20%	13%	26%	29%	22%	23%	22%	23%	22%	23%	20%	16%	19%	13%	26%	28%	23%	24%	23%	25%	22%	24%	20%
Disagree	7%	9%	4%	14%	17%	11%	36%	35%	37%	19%	21%	17%	7%	9%	5%	14%	16%	11%	36%	36%	36%	19%	20%	17%
Strongly Disagree	7%	8%	6%	6%	8%	4%	20%	25%	14%	11%	14%	8%	8%	9%	6%	6%	8%	4%	19%	24%	14%	11%	13%	8%
Percent who answered question	90%	90%	91%	95%	94%	96%	97%	97%	98%	94%	94%	95%	90%	91%	90%	96%	95%	96%	96%	96%	97%	94%	94%	94%

Iowa Youth Survey • 2014 Judicial District Results													Iowa Youth Survey • 2014 State of Iowa Results											
How much do you agree or disagree that each of the following statements is true: It is important to tell the truth.																								
IYS Question E25	6th Grade			8th Grade			11th Grade			All Grades			6th Grade			8th Grade			11th Grade			All Grades		
	TOTAL	M	F	TOTAL	M	F	TOTAL	M	F	TOTAL	M	F	TOTAL	M	F	TOTAL	M	F	TOTAL	M	F	TOTAL	M	F
Strongly Agree	74%	70%	77%	57%	55%	59%	46%	40%	52%	59%	55%	63%	73%	70%	76%	57%	55%	60%	48%	42%	54%	59%	56%	63%
Agree	24%	27%	21%	39%	39%	38%	49%	53%	46%	37%	40%	35%	24%	27%	22%	38%	40%	37%	47%	51%	44%	37%	39%	34%
Disagree	2%	2%	1%	4%	5%	2%	3%	4%	2%	3%	4%	2%	2%	2%	1%	4%	4%	3%	4%	5%	2%	3%	4%	2%
Strongly Disagree	1%	1%	1%	1%	1%	0%	2%	3%	1%	1%	2%	1%	1%	1%	1%	1%	1%	1%	1%	2%	1%	1%	2%	1%
Percent who answered question	96%	96%	97%	97%	96%	97%	98%	97%	98%	97%	96%	98%	96%	95%	96%	97%	97%	98%	97%	96%	97%	96%	96%	97%

Iowa Youth Survey • 2014 Judicial District Results													Iowa Youth Survey • 2014 State of Iowa Results											
How much do you agree or disagree that each of the following statements is true: It is against my values to use alcohol and drugs as a teenager.																								
IYS Question E26	6th Grade			8th Grade			11th Grade			All Grades			6th Grade			8th Grade			11th Grade			All Grades		
	TOTAL	M	F	TOTAL	M	F	TOTAL	M	F	TOTAL	M	F	TOTAL	M	F	TOTAL	M	F	TOTAL	M	F	TOTAL	M	F
Strongly Agree	84%	81%	87%	72%	70%	73%	36%	36%	37%	64%	62%	66%	82%	80%	85%	72%	71%	72%	37%	37%	36%	64%	63%	65%
Agree	8%	10%	6%	19%	20%	18%	30%	29%	30%	19%	20%	18%	9%	10%	7%	19%	19%	19%	30%	31%	30%	19%	20%	18%
Disagree	2%	3%	2%	6%	6%	6%	25%	24%	26%	11%	11%	11%	3%	3%	3%	7%	6%	7%	25%	23%	27%	11%	11%	12%
Strongly Disagree	6%	6%	5%	3%	4%	3%	9%	10%	7%	6%	7%	5%	6%	6%	5%	3%	4%	3%	8%	9%	7%	6%	6%	5%
Percent who answered question	92%	92%	93%	95%	95%	96%	97%	97%	97%	95%	95%	95%	92%	92%	92%	96%	96%	96%	96%	96%	97%	95%	95%	95%

Iowa Youth Survey • 2014 Judicial District Results													Iowa Youth Survey • 2014 State of Iowa Results											
How much do you agree or disagree that each of the following statements is true: I accept responsibility for my actions when I make a mistake or get into trouble.																								
IYS Question E27	6th Grade			8th Grade			11th Grade			All Grades			6th Grade			8th Grade			11th Grade			All Grades		
	TOTAL	M	F	TOTAL	M	F	TOTAL	M	F	TOTAL	M	F	TOTAL	M	F	TOTAL	M	F	TOTAL	M	F	TOTAL	M	F
Strongly Agree	66%	63%	69%	56%	55%	56%	50%	49%	52%	57%	55%	59%	66%	63%	68%	56%	55%	57%	51%	50%	53%	58%	56%	59%
Agree	31%	33%	28%	40%	40%	41%	46%	46%	45%	39%	40%	38%	30%	32%	29%	39%	39%	39%	45%	45%	44%	38%	39%	37%
Disagree	2%	3%	2%	3%	4%	3%	3%	3%	2%	3%	3%	2%	3%	3%	2%	4%	4%	3%	3%	3%	2%	3%	4%	3%
Strongly Disagree	1%	1%	1%	1%	1%	1%	1%	2%	1%	1%	2%	1%	2%	2%	1%	1%	2%	1%	1%	2%	1%	1%	2%	1%
Percent who answered question	95%	95%	96%	96%	96%	97%	98%	97%	98%	97%	96%	97%	95%	94%	95%	97%	96%	97%	97%	96%	97%	96%	96%	97%

Iowa Youth Survey • 2014 Judicial District Results													Iowa Youth Survey • 2014 State of Iowa Results											
How much do you agree or disagree that each of the following statements is true: I am good at making friends.																								
IYS Question E28	6th Grade			8th Grade			11th Grade			All Grades			6th Grade			8th Grade			11th Grade			All Grades		
	TOTAL	M	F	TOTAL	M	F	TOTAL	M	F	TOTAL	M	F	TOTAL	M	F	TOTAL	M	F	TOTAL	M	F	TOTAL	M	F
Strongly Agree	52%	53%	51%	45%	50%	40%	35%	37%	32%	44%	47%	41%	52%	54%	51%	44%	48%	40%	35%	38%	33%	44%	47%	41%
Agree	38%	37%	40%	42%	39%	44%	49%	49%	50%	43%	42%	44%	38%	37%	39%	42%	41%	44%	48%	48%	48%	43%	42%	44%
Disagree	7%	7%	7%	10%	8%	12%	12%	10%	13%	10%	8%	11%	7%	6%	7%	10%	8%	12%	13%	11%	14%	10%	8%	11%
Strongly Disagree	3%	3%	3%	3%	3%	4%	4%	4%	5%	4%	3%	4%	3%	3%	3%	4%	3%	4%	4%	3%	4%	3%	3%	4%
Percent who answered question	96%	96%	97%	96%	96%	97%	98%	97%	98%	97%	96%	97%	95%	95%	96%	97%	97%	98%	97%	96%	97%	96%	96%	97%

Iowa Youth Survey • 2014 Judicial District Results													Iowa Youth Survey • 2014 State of Iowa Results											
How much do you agree or disagree that each of the following statements is true: When I have problems, I am good at finding a way to fix them.																								
IYS Question E29	6th Grade			8th Grade			11th Grade			All Grades			6th Grade			8th Grade			11th Grade			All Grades		
	TOTAL	M	F	TOTAL	M	F	TOTAL	M	F	TOTAL	M	F	TOTAL	M	F	TOTAL	M	F	TOTAL	M	F	TOTAL	M	F
	Strongly Agree	47%	47%	47%	43%	48%	39%	34%	39%	29%	41%	44%	39%	47%	47%	46%	42%	46%	37%	34%	38%	30%	41%	44%
Agree	43%	44%	43%	45%	43%	46%	52%	51%	53%	47%	46%	47%	43%	43%	44%	44%	43%	46%	52%	51%	53%	46%	45%	47%
Disagree	7%	8%	7%	9%	7%	12%	12%	9%	15%	9%	8%	11%	8%	8%	8%	11%	8%	13%	11%	9%	14%	10%	8%	12%
Strongly Disagree	2%	2%	3%	3%	2%	3%	2%	2%	3%	2%	2%	3%	2%	3%	2%	3%	2%	4%	3%	2%	3%	3%	2%	3%
Percent who answered question	96%	95%	97%	96%	96%	97%	98%	97%	98%	97%	96%	97%	95%	95%	95%	97%	96%	97%	97%	96%	97%	96%	96%	97%

Iowa Youth Survey • 2014 Judicial District Results													Iowa Youth Survey • 2014 State of Iowa Results											
How much do you agree or disagree that each of the following statements is true: I think things through carefully before I make a decision.																								
IYS Question E30	6th Grade			8th Grade			11th Grade			All Grades			6th Grade			8th Grade			11th Grade			All Grades		
	TOTAL	M	F	TOTAL	M	F	TOTAL	M	F	TOTAL	M	F	TOTAL	M	F	TOTAL	M	F	TOTAL	M	F	TOTAL	M	F
	Strongly Agree	44%	40%	47%	35%	36%	34%	28%	29%	28%	36%	35%	36%	44%	43%	46%	35%	37%	34%	29%	30%	29%	36%	36%
Agree	45%	47%	44%	48%	46%	49%	50%	50%	51%	48%	48%	48%	44%	44%	44%	47%	45%	48%	50%	50%	51%	47%	46%	48%
Disagree	9%	10%	7%	14%	14%	14%	18%	17%	19%	13%	14%	13%	9%	11%	8%	15%	15%	15%	17%	17%	18%	14%	14%	13%
Strongly Disagree	2%	3%	2%	3%	3%	3%	3%	4%	3%	3%	3%	3%	2%	3%	2%	3%	4%	3%	3%	3%	3%	3%	3%	3%
Percent who answered question	95%	95%	96%	96%	95%	96%	97%	97%	98%	96%	96%	97%	94%	94%	95%	97%	96%	97%	96%	96%	97%	96%	95%	96%

Iowa Youth Survey • 2014 Judicial District Results													Iowa Youth Survey • 2014 State of Iowa Results											
How much do you agree or disagree that each of the following statements is true: Even if it is dangerous, I like to do exciting things.																								
IYS Question E31	6th Grade			8th Grade			11th Grade			All Grades			6th Grade			8th Grade			11th Grade			All Grades		
	TOTAL	M	F	TOTAL	M	F	TOTAL	M	F	TOTAL	M	F	TOTAL	M	F	TOTAL	M	F	TOTAL	M	F	TOTAL	M	F
Strongly Agree	21%	25%	16%	25%	30%	19%	21%	26%	15%	22%	27%	17%	22%	27%	17%	24%	29%	19%	21%	27%	15%	23%	28%	17%
Agree	25%	29%	21%	35%	39%	32%	41%	44%	38%	34%	37%	30%	26%	30%	22%	35%	37%	32%	43%	45%	41%	34%	37%	31%
Disagree	34%	31%	37%	30%	25%	35%	31%	24%	39%	32%	27%	37%	32%	29%	35%	30%	25%	35%	29%	23%	35%	30%	26%	35%
Strongly Disagree	21%	15%	26%	10%	6%	13%	7%	5%	8%	12%	9%	16%	21%	15%	26%	11%	8%	14%	7%	5%	8%	13%	10%	16%
Percent who answered question	94%	94%	94%	96%	95%	96%	97%	97%	98%	96%	96%	96%	93%	93%	93%	96%	96%	97%	96%	96%	97%	95%	95%	96%

Iowa Youth Survey • 2014 Judicial District Results													Iowa Youth Survey • 2014 State of Iowa Results											
How much do you agree or disagree that each of the following statements is true: I believe that working hard now will make my life successful in the future.																								
IYS Question E32	6th Grade			8th Grade			11th Grade			All Grades			6th Grade			8th Grade			11th Grade			All Grades		
	TOTAL	M	F	TOTAL	M	F	TOTAL	M	F	TOTAL	M	F	TOTAL	M	F	TOTAL	M	F	TOTAL	M	F	TOTAL	M	F
Strongly Agree	81%	80%	83%	74%	73%	75%	63%	59%	67%	73%	71%	75%	81%	81%	82%	75%	75%	75%	65%	61%	68%	74%	73%	75%
Agree	16%	17%	14%	22%	23%	22%	32%	34%	30%	23%	25%	22%	16%	16%	15%	22%	22%	22%	31%	33%	29%	23%	23%	22%
Disagree	2%	2%	2%	3%	3%	3%	4%	4%	3%	3%	3%	2%	2%	2%	2%	2%	2%	2%	3%	4%	2%	2%	3%	2%
Strongly Disagree	1%	1%	2%	1%	1%	1%	1%	2%	1%	1%	1%	1%	1%	1%	1%	1%	2%	1%	1%	2%	1%	1%	2%	1%
Percent who answered question	96%	95%	96%	96%	96%	97%	98%	97%	98%	96%	96%	97%	95%	94%	95%	97%	96%	97%	97%	96%	97%	96%	96%	97%

Iowa Youth Survey • 2014 Judicial District Results													Iowa Youth Survey • 2014 State of Iowa Results											
How much do you agree or disagree that each of the following statements is true? In my school: There are clear rules about what students can and cannot do.																								
IYS Question E33	6th Grade			8th Grade			11th Grade			All Grades			6th Grade			8th Grade			11th Grade			All Grades		
	TOTAL	M	F	TOTAL	M	F	TOTAL	M	F	TOTAL	M	F	TOTAL	M	F	TOTAL	M	F	TOTAL	M	F	TOTAL	M	F
Strongly Agree	69%	70%	69%	53%	56%	49%	34%	37%	31%	52%	54%	50%	68%	69%	67%	53%	57%	50%	36%	39%	34%	53%	55%	50%
Agree	27%	26%	27%	41%	37%	44%	51%	49%	54%	40%	38%	42%	28%	26%	29%	39%	35%	42%	50%	48%	53%	39%	36%	41%
Disagree	3%	3%	3%	6%	6%	5%	12%	11%	13%	7%	7%	7%	3%	3%	3%	6%	6%	6%	11%	10%	11%	7%	6%	7%
Strongly Disagree	1%	1%	1%	1%	2%	1%	3%	3%	2%	2%	2%	1%	1%	2%	1%	2%	2%	1%	3%	3%	2%	2%	2%	1%
Percent who answered question	96%	95%	96%	96%	95%	97%	97%	97%	98%	96%	96%	97%	94%	94%	95%	96%	96%	97%	96%	96%	97%	95%	95%	96%

Iowa Youth Survey • 2014 Judicial District Results													Iowa Youth Survey • 2014 State of Iowa Results											
How much do you agree or disagree that each of the following statements is true? In my school: The school principal and teachers consistently enforce school rules.																								
IYS Question E34	6th Grade			8th Grade			11th Grade			All Grades			6th Grade			8th Grade			11th Grade			All Grades		
	TOTAL	M	F	TOTAL	M	F	TOTAL	M	F	TOTAL	M	F	TOTAL	M	F	TOTAL	M	F	TOTAL	M	F	TOTAL	M	F
Strongly Agree	55%	55%	56%	44%	48%	41%	25%	28%	21%	41%	44%	39%	56%	56%	55%	45%	49%	42%	28%	31%	25%	43%	46%	41%
Agree	34%	34%	34%	42%	40%	44%	48%	48%	48%	41%	41%	42%	34%	33%	34%	40%	38%	42%	46%	46%	46%	40%	39%	41%
Disagree	9%	9%	9%	11%	9%	13%	22%	19%	25%	14%	13%	16%	8%	8%	9%	12%	10%	13%	20%	17%	23%	13%	12%	15%
Strongly Disagree	2%	2%	2%	3%	3%	2%	5%	5%	6%	3%	3%	3%	2%	2%	2%	3%	3%	2%	5%	5%	6%	3%	4%	3%
Percent who answered question	93%	93%	92%	96%	94%	97%	97%	97%	98%	95%	95%	95%	91%	92%	91%	96%	95%	97%	96%	96%	97%	94%	94%	95%

Iowa Youth Survey • 2014 Judicial District Results													Iowa Youth Survey • 2014 State of Iowa Results											
How much do you agree or disagree that each of the following statements is true? In my school: If I skipped school at least one of my parents/guardians would be notified.																								
IYS Question E35	6th Grade			8th Grade			11th Grade			All Grades			6th Grade			8th Grade			11th Grade			All Grades		
	TOTAL	M	F	TOTAL	M	F	TOTAL	M	F	TOTAL	M	F	TOTAL	M	F	TOTAL	M	F	TOTAL	M	F	TOTAL	M	F
Strongly Agree	71%	70%	73%	62%	63%	62%	46%	47%	45%	60%	60%	60%	70%	69%	71%	61%	63%	60%	48%	48%	48%	60%	60%	60%
Agree	21%	21%	20%	31%	30%	32%	43%	43%	44%	32%	32%	32%	21%	22%	21%	31%	29%	32%	42%	42%	42%	31%	31%	32%
Disagree	5%	5%	4%	5%	5%	5%	8%	7%	9%	6%	6%	6%	5%	5%	4%	6%	6%	6%	7%	7%	8%	6%	6%	6%
Strongly Disagree	3%	4%	3%	2%	2%	2%	3%	3%	2%	3%	3%	2%	4%	4%	4%	2%	3%	2%	3%	3%	2%	3%	3%	2%
Percent who answered question	94%	93%	94%	95%	94%	96%	97%	97%	97%	95%	95%	96%	92%	92%	92%	96%	95%	96%	96%	96%	97%	94%	94%	95%

Iowa Youth Survey • 2014 Judicial District Results													Iowa Youth Survey • 2014 State of Iowa Results											
How much do you agree or disagree that each of the following statements is true? In my school: Students caught drinking, smoking, or using an illegal drug are not allowed to participate in any extracurricular activity for some time period.																								
IYS Question E36	6th Grade			8th Grade			11th Grade			All Grades			6th Grade			8th Grade			11th Grade			All Grades		
	TOTAL	M	F	TOTAL	M	F	TOTAL	M	F	TOTAL	M	F	TOTAL	M	F	TOTAL	M	F	TOTAL	M	F	TOTAL	M	F
Strongly Agree	82%	81%	82%	73%	73%	72%	47%	49%	45%	67%	67%	67%	79%	79%	79%	71%	72%	70%	50%	52%	49%	67%	68%	66%
Agree	11%	12%	11%	22%	21%	22%	38%	37%	39%	24%	23%	24%	13%	13%	13%	22%	20%	23%	37%	36%	37%	24%	23%	24%
Disagree	3%	3%	3%	4%	3%	4%	11%	10%	12%	6%	5%	6%	3%	3%	3%	5%	4%	5%	9%	8%	10%	6%	5%	6%
Strongly Disagree	4%	4%	4%	2%	2%	2%	5%	5%	4%	4%	4%	3%	4%	5%	4%	3%	3%	2%	4%	5%	4%	4%	4%	3%
Percent who answered question	93%	93%	93%	95%	94%	96%	97%	96%	97%	95%	95%	95%	91%	91%	91%	95%	95%	96%	96%	95%	96%	94%	94%	94%



Iowa Youth Survey • 2014 Judicial District Results													Iowa Youth Survey • 2014 State of Iowa Results											
How much do you agree or disagree that each of the following statements is true? In my school: If I got in trouble at school for breaking a rule, at least one of my parents/guardians would support the school's disciplinary action.																								
IYS Question E37	6th Grade			8th Grade			11th Grade			All Grades			6th Grade			8th Grade			11th Grade			All Grades		
	TOTAL	M	F	TOTAL	M	F	TOTAL	M	F	TOTAL	M	F	TOTAL	M	F	TOTAL	M	F	TOTAL	M	F	TOTAL	M	F
Strongly Agree	60%	57%	64%	58%	56%	59%	42%	42%	42%	53%	51%	55%	60%	58%	62%	56%	56%	57%	44%	43%	44%	53%	53%	54%
Agree	30%	33%	28%	33%	35%	32%	45%	45%	45%	36%	38%	35%	30%	31%	29%	33%	33%	34%	44%	43%	44%	36%	36%	35%
Disagree	6%	7%	5%	7%	7%	7%	10%	10%	10%	8%	8%	7%	7%	7%	6%	8%	8%	8%	10%	10%	10%	8%	8%	8%
Strongly Disagree	3%	4%	3%	2%	2%	2%	3%	3%	3%	3%	3%	3%	3%	3%	3%	3%	3%	2%	3%	3%	2%	3%	3%	2%
Percent who answered question	92%	92%	92%	95%	94%	96%	97%	96%	97%	95%	94%	95%	91%	91%	90%	96%	95%	96%	96%	95%	96%	94%	94%	94%

Iowa Youth Survey • 2014 Judicial District Results													Iowa Youth Survey • 2014 State of Iowa Results											
How much do you agree or disagree that each of the following statements is true? In my school: Students in this school respect each other's differences (for example, gender, race, culture, learning differences, sexual orientation, etc.).																								
IYS Question E38	6th Grade			8th Grade			11th Grade			All Grades			6th Grade			8th Grade			11th Grade			All Grades		
	TOTAL	M	F	TOTAL	M	F	TOTAL	M	F	TOTAL	M	F	TOTAL	M	F	TOTAL	M	F	TOTAL	M	F	TOTAL	M	F
Strongly Agree	59%	60%	58%	39%	45%	34%	23%	28%	19%	40%	44%	37%	54%	57%	52%	38%	43%	33%	25%	29%	21%	39%	43%	35%
Agree	30%	30%	30%	37%	36%	39%	41%	42%	40%	36%	36%	36%	31%	31%	32%	36%	36%	37%	42%	43%	40%	36%	37%	36%
Disagree	8%	7%	9%	17%	14%	19%	23%	20%	27%	16%	14%	18%	10%	9%	12%	17%	14%	21%	22%	19%	26%	17%	14%	19%
Strongly Disagree	3%	3%	3%	7%	5%	8%	12%	10%	14%	7%	6%	8%	4%	4%	4%	8%	7%	10%	11%	9%	13%	8%	7%	9%
Percent who answered question	93%	93%	94%	95%	95%	96%	97%	96%	97%	95%	95%	96%	92%	91%	92%	96%	95%	97%	96%	95%	97%	94%	94%	95%

Iowa Youth Survey • 2014 Judicial District Results													Iowa Youth Survey • 2014 State of Iowa Results											
How much do you agree or disagree that each of the following statements is true? In my school: Students in this school respect differences in adults (for example, gender, race, culture, learning differences, sexual orientation, etc.).																								
IYS Question E39	6th Grade			8th Grade			11th Grade			All Grades			6th Grade			8th Grade			11th Grade			All Grades		
	TOTAL	M	F	TOTAL	M	F	TOTAL	M	F	TOTAL	M	F	TOTAL	M	F	TOTAL	M	F	TOTAL	M	F	TOTAL	M	F
Strongly Agree	61%	63%	60%	42%	48%	36%	24%	28%	20%	42%	46%	38%	58%	61%	56%	41%	47%	35%	26%	30%	22%	42%	46%	38%
Agree	30%	29%	30%	40%	36%	43%	45%	46%	44%	38%	38%	39%	31%	29%	32%	38%	36%	41%	45%	46%	44%	38%	37%	39%
Disagree	6%	5%	8%	13%	11%	15%	21%	17%	26%	14%	11%	16%	7%	6%	9%	14%	12%	17%	20%	17%	24%	14%	12%	16%
Strongly Disagree	3%	3%	3%	5%	4%	6%	9%	8%	11%	6%	5%	7%	3%	3%	3%	6%	6%	7%	9%	8%	10%	6%	5%	7%
Percent who answered question	92%	91%	93%	95%	94%	96%	96%	96%	97%	94%	94%	95%	91%	91%	91%	95%	95%	96%	95%	95%	96%	94%	93%	94%

Iowa Youth Survey • 2014 Judicial District Results													Iowa Youth Survey • 2014 State of Iowa Results											
When a student is being bullied at school, how often do the teachers or other adults at school try to put a stop to it?																								
IYS Question E40	6th Grade			8th Grade			11th Grade			All Grades			6th Grade			8th Grade			11th Grade			All Grades		
	TOTAL	M	F	TOTAL	M	F	TOTAL	M	F	TOTAL	M	F	TOTAL	M	F	TOTAL	M	F	TOTAL	M	F	TOTAL	M	F
Almost Never	7%	7%	7%	10%	11%	9%	15%	14%	16%	11%	11%	10%	8%	9%	7%	11%	12%	11%	13%	13%	13%	11%	11%	10%
Once in a While	11%	11%	11%	18%	16%	19%	22%	19%	26%	17%	15%	18%	12%	12%	12%	18%	17%	20%	22%	19%	25%	17%	16%	19%
Sometimes	15%	14%	16%	19%	17%	21%	23%	22%	25%	19%	18%	21%	15%	14%	15%	20%	18%	22%	23%	21%	25%	19%	17%	21%
Often	20%	21%	19%	23%	24%	23%	24%	26%	21%	22%	24%	21%	20%	20%	19%	22%	23%	21%	23%	25%	21%	22%	23%	21%
Almost Always	47%	46%	48%	30%	33%	28%	16%	19%	13%	31%	32%	30%	46%	45%	47%	28%	30%	26%	19%	22%	16%	31%	33%	30%
Percent who answered question	95%	95%	96%	96%	95%	97%	97%	96%	97%	96%	95%	97%	94%	94%	95%	96%	96%	97%	96%	95%	97%	95%	95%	96%

An asterisk ( \* ) will be present in cells where 15 or fewer students answered a question, or if 10% or fewer students did not respond in the *least* sensitive manner for select questions.

Iowa Youth Survey • 2014 Judicial District Results													Iowa Youth Survey • 2014 State of Iowa Results											
How wrong would most of the students in your school (not just your best friends) feel it would be for you to: Start a physical fight with someone?																								
IYS Question E41	6th Grade			8th Grade			11th Grade			All Grades			6th Grade			8th Grade			11th Grade			All Grades		
	TOTAL	M	F	TOTAL	M	F	TOTAL	M	F	TOTAL	M	F	TOTAL	M	F	TOTAL	M	F	TOTAL	M	F	TOTAL	M	F
Very Wrong	61%	53%	69%	37%	29%	46%	26%	18%	34%	42%	33%	50%	59%	50%	67%	37%	30%	45%	28%	20%	36%	41%	34%	49%
Wrong	24%	28%	20%	30%	30%	29%	29%	27%	30%	28%	29%	26%	24%	28%	21%	28%	28%	28%	28%	26%	30%	27%	27%	26%
A Little Wrong	9%	11%	7%	20%	24%	17%	25%	29%	22%	18%	22%	15%	10%	12%	7%	20%	24%	17%	25%	29%	21%	18%	21%	15%
Not Wrong At All	2%	3%	1%	7%	10%	5%	13%	18%	8%	8%	10%	5%	3%	4%	2%	9%	11%	6%	13%	18%	9%	8%	11%	5%
Don't Know	4%	5%	3%	5%	6%	4%	6%	7%	5%	5%	6%	4%	5%	6%	4%	6%	7%	4%	7%	8%	5%	6%	7%	4%
Percent who answered question	96%	96%	97%	96%	95%	97%	97%	97%	98%	97%	96%	97%	95%	94%	95%	97%	96%	97%	96%	96%	97%	96%	95%	96%

Iowa Youth Survey • 2014 Judicial District Results													Iowa Youth Survey • 2014 State of Iowa Results											
How wrong would most of the students in your school (not just your best friends) feel it would be for you to: Carry a gun, knife, club, or other weapon <u>to school or a school event</u> ?																								
IYS Question E42	6th Grade			8th Grade			11th Grade			All Grades			6th Grade			8th Grade			11th Grade			All Grades		
	TOTAL	M	F	TOTAL	M	F	TOTAL	M	F	TOTAL	M	F	TOTAL	M	F	TOTAL	M	F	TOTAL	M	F	TOTAL	M	F
Very Wrong	89%	87%	91%	79%	76%	82%	68%	61%	76%	79%	74%	83%	88%	86%	90%	78%	74%	81%	70%	63%	77%	79%	75%	83%
Wrong	7%	7%	6%	13%	14%	12%	17%	18%	15%	12%	13%	11%	6%	7%	6%	13%	15%	12%	16%	18%	14%	12%	13%	11%
A Little Wrong	1%	2%	1%	4%	5%	4%	6%	8%	4%	4%	5%	3%	2%	2%	1%	4%	5%	3%	6%	8%	4%	4%	5%	3%
Not Wrong At All	1%	1%	1%	2%	2%	1%	5%	8%	2%	2%	4%	1%	1%	1%	1%	2%	2%	1%	4%	6%	2%	2%	3%	1%
Don't Know	2%	3%	2%	3%	3%	2%	4%	5%	4%	3%	4%	3%	3%	3%	2%	3%	4%	3%	4%	5%	3%	3%	4%	3%
Percent who answered question	96%	95%	96%	96%	95%	97%	97%	96%	98%	96%	96%	97%	94%	94%	95%	96%	96%	97%	96%	96%	97%	96%	95%	96%

Iowa Youth Survey • 2014 Judicial District Results													Iowa Youth Survey • 2014 State of Iowa Results											
How much do you agree or disagree that each of the following statements is true: My teachers care about me.																								
IYS Question E43	6th Grade			8th Grade			11th Grade			All Grades			6th Grade			8th Grade			11th Grade			All Grades		
	TOTAL	M	F	TOTAL	M	F	TOTAL	M	F	TOTAL	M	F	TOTAL	M	F	TOTAL	M	F	TOTAL	M	F	TOTAL	M	F
	Strongly Agree	60%	56%	64%	38%	40%	36%	22%	24%	19%	40%	40%	40%	57%	56%	59%	37%	39%	35%	24%	27%	21%	40%	41%
Agree	35%	38%	32%	50%	48%	53%	60%	57%	62%	48%	48%	49%	37%	37%	36%	50%	47%	53%	59%	56%	62%	48%	47%	50%
Disagree	3%	4%	3%	9%	9%	9%	14%	12%	16%	9%	8%	9%	4%	5%	3%	9%	9%	10%	13%	12%	14%	9%	8%	9%
Strongly Disagree	2%	2%	1%	3%	4%	3%	5%	6%	3%	3%	4%	2%	2%	2%	1%	4%	5%	3%	5%	6%	3%	3%	4%	3%
Percent who answered question	95%	94%	96%	96%	95%	97%	97%	96%	98%	96%	95%	97%	94%	93%	94%	96%	96%	97%	96%	95%	96%	95%	95%	96%

Iowa Youth Survey • 2014 Judicial District Results													Iowa Youth Survey • 2014 State of Iowa Results											
How much do you agree or disagree that each of the following statements is true: My teachers are available to talk with students one-on-one.																								
IYS Question E44	6th Grade			8th Grade			11th Grade			All Grades			6th Grade			8th Grade			11th Grade			All Grades		
	TOTAL	M	F	TOTAL	M	F	TOTAL	M	F	TOTAL	M	F	TOTAL	M	F	TOTAL	M	F	TOTAL	M	F	TOTAL	M	F
	Strongly Agree	62%	61%	63%	43%	47%	39%	26%	30%	22%	44%	46%	41%	61%	62%	60%	43%	46%	40%	28%	31%	25%	44%	46%
Agree	33%	33%	33%	45%	43%	47%	56%	54%	59%	45%	44%	46%	33%	32%	34%	45%	43%	47%	56%	55%	58%	44%	43%	46%
Disagree	4%	5%	3%	9%	8%	11%	14%	11%	16%	9%	8%	10%	5%	5%	5%	10%	8%	11%	12%	10%	14%	9%	8%	10%
Strongly Disagree	1%	1%	1%	2%	2%	2%	4%	5%	3%	3%	3%	2%	2%	2%	1%	3%	3%	3%	3%	4%	3%	3%	3%	2%
Percent who answered question	95%	94%	96%	96%	95%	97%	97%	96%	98%	96%	95%	97%	93%	93%	94%	96%	95%	97%	96%	95%	96%	95%	94%	96%

Iowa Youth Survey • 2014 Judicial District Results													Iowa Youth Survey • 2014 State of Iowa Results											
How much do you agree or disagree that each of the following statements is true: My teachers notice when I am doing a good job and let me know about it.																								
IYS Question E45	6th Grade			8th Grade			11th Grade			All Grades			6th Grade			8th Grade			11th Grade			All Grades		
	TOTAL	M	F	TOTAL	M	F	TOTAL	M	F	TOTAL	M	F	TOTAL	M	F	TOTAL	M	F	TOTAL	M	F	TOTAL	M	F
Strongly Agree	53%	52%	54%	36%	40%	33%	20%	24%	17%	36%	38%	35%	53%	54%	53%	38%	41%	35%	23%	25%	19%	38%	40%	36%
Agree	36%	36%	36%	45%	44%	45%	48%	49%	48%	43%	43%	43%	36%	36%	37%	43%	42%	44%	49%	50%	48%	43%	42%	43%
Disagree	9%	9%	8%	16%	13%	19%	25%	21%	30%	17%	15%	19%	8%	8%	9%	15%	13%	18%	23%	19%	28%	16%	13%	18%
Strongly Disagree	2%	3%	2%	3%	3%	3%	6%	6%	5%	4%	4%	3%	2%	2%	2%	4%	4%	4%	5%	5%	5%	4%	4%	3%
Percent who answered question	95%	94%	96%	96%	95%	96%	97%	96%	97%	96%	95%	96%	93%	93%	94%	96%	95%	97%	95%	95%	96%	95%	94%	96%

Iowa Youth Survey • 2014 Judicial District Results													Iowa Youth Survey • 2014 State of Iowa Results											
How much do you agree or disagree that each of the following statements is true: Adults in this school respect differences in students (for example, gender, race, culture, learning differences, sexual orientation, etc.).																								
IYS Question E46	6th Grade			8th Grade			11th Grade			All Grades			6th Grade			8th Grade			11th Grade			All Grades		
	TOTAL	M	F	TOTAL	M	F	TOTAL	M	F	TOTAL	M	F	TOTAL	M	F	TOTAL	M	F	TOTAL	M	F	TOTAL	M	F
Strongly Agree	77%	75%	79%	57%	58%	55%	33%	36%	29%	55%	56%	55%	74%	73%	75%	55%	56%	55%	34%	36%	31%	54%	55%	54%
Agree	20%	22%	17%	37%	36%	37%	53%	50%	55%	36%	36%	37%	22%	23%	21%	36%	35%	37%	52%	51%	54%	37%	36%	37%
Disagree	2%	2%	2%	5%	4%	6%	11%	9%	12%	6%	5%	7%	3%	3%	3%	6%	5%	7%	10%	9%	12%	6%	6%	7%
Strongly Disagree	1%	1%	1%	2%	2%	2%	4%	5%	3%	3%	3%	2%	2%	2%	1%	3%	3%	2%	4%	4%	3%	3%	3%	2%
Percent who answered question	94%	93%	95%	95%	95%	96%	97%	96%	97%	95%	95%	96%	92%	92%	93%	96%	95%	96%	95%	95%	96%	94%	94%	95%

Iowa Youth Survey • 2014 Judicial District Results													Iowa Youth Survey • 2014 State of Iowa Results																																			
How much do you agree or disagree that each of the following statements is true: Adults in this school respect each other's differences (for example, gender, race, culture, learning differences, sexual orientation, etc.).																																																
																									6th Grade			8th Grade			11th Grade			All Grades			6th Grade			8th Grade			11th Grade			All Grades		
																									TOTAL	M	F	TOTAL	M	F	TOTAL	M	F	TOTAL	M	F	TOTAL	M	F	TOTAL	M	F	TOTAL	M	F	TOTAL	M	F
<b>Strongly Agree</b>	78%	76%	79%	58%	59%	56%	33%	36%	31%	56%	56%	56%	75%	74%	76%	57%	58%	56%	35%	37%	32%	56%	56%	55%																								
<b>Agree</b>	20%	22%	18%	38%	37%	39%	56%	54%	58%	38%	38%	38%	22%	22%	21%	37%	36%	38%	55%	53%	57%	38%	37%	38%																								
<b>Disagree</b>	1%	1%	1%	3%	3%	4%	8%	7%	9%	4%	4%	5%	2%	2%	2%	4%	4%	4%	7%	7%	8%	4%	4%	5%																								
<b>Strongly Disagree</b>	1%	1%	1%	1%	2%	1%	3%	4%	2%	2%	2%	1%	2%	2%	1%	2%	3%	2%	3%	4%	2%	2%	3%	2%																								
<b>Percent who answered question</b>	94%	93%	94%	95%	95%	96%	97%	96%	97%	95%	95%	96%	92%	92%	93%	96%	95%	96%	95%	95%	96%	94%	94%	95%																								

Iowa Youth Survey • 2014 Judicial District Results													Iowa Youth Survey • 2014 State of Iowa Results																																			
How much do you agree or disagree that each of the following statements is true: Adults who work in my school treat students with respect.																																																
																									6th Grade			8th Grade			11th Grade			All Grades			6th Grade			8th Grade			11th Grade			All Grades		
																									TOTAL	M	F	TOTAL	M	F	TOTAL	M	F	TOTAL	M	F	TOTAL	M	F	TOTAL	M	F	TOTAL	M	F	TOTAL	M	F
<b>Strongly Agree</b>	67%	65%	69%	45%	48%	43%	24%	28%	20%	45%	46%	44%	65%	64%	66%	44%	46%	42%	26%	30%	22%	45%	47%	44%																								
<b>Agree</b>	28%	29%	26%	43%	41%	45%	56%	53%	58%	42%	41%	43%	29%	30%	29%	43%	41%	44%	54%	53%	56%	42%	41%	43%																								
<b>Disagree</b>	4%	4%	4%	9%	8%	11%	15%	13%	18%	10%	9%	11%	4%	5%	4%	10%	9%	11%	15%	13%	18%	10%	9%	11%																								
<b>Strongly Disagree</b>	1%	1%	1%	3%	3%	2%	5%	6%	4%	3%	4%	2%	2%	2%	1%	3%	4%	3%	4%	5%	4%	3%	4%	3%																								
<b>Percent who answered question</b>	95%	94%	95%	96%	95%	96%	97%	96%	97%	96%	95%	96%	93%	92%	94%	96%	95%	97%	95%	95%	96%	95%	94%	95%																								

An asterisk ( \* ) will be present in cells where 15 or fewer students answered a question, or if 10% or fewer students did not respond in the *least* sensitive manner for select questions.

Iowa Youth Survey • 2014 Judicial District Results													Iowa Youth Survey • 2014 State of Iowa Results											
How much do you agree or disagree that each of the following statements is true: Students in my school treat each other with respect.																								
IYS Question E49	6th Grade			8th Grade			11th Grade			All Grades			6th Grade			8th Grade			11th Grade			All Grades		
	TOTAL	M	F	TOTAL	M	F	TOTAL	M	F	TOTAL	M	F	TOTAL	M	F	TOTAL	M	F	TOTAL	M	F	TOTAL	M	F
Strongly Agree	43%	45%	42%	27%	34%	22%	15%	19%	10%	28%	32%	25%	41%	43%	39%	27%	32%	22%	16%	19%	12%	28%	31%	24%
Agree	42%	42%	42%	44%	44%	44%	45%	47%	42%	44%	44%	43%	41%	41%	42%	43%	43%	42%	45%	47%	43%	43%	44%	42%
Disagree	12%	11%	13%	22%	16%	28%	31%	25%	37%	22%	18%	26%	14%	13%	16%	23%	18%	27%	30%	25%	35%	22%	19%	26%
Strongly Disagree	2%	2%	2%	6%	6%	7%	10%	9%	11%	6%	6%	7%	4%	3%	4%	8%	7%	9%	9%	8%	11%	7%	6%	8%
Percent who answered question	94%	94%	95%	95%	95%	96%	97%	96%	97%	95%	95%	96%	92%	92%	93%	96%	95%	96%	95%	95%	96%	94%	94%	95%

Iowa Youth Survey • 2014 Judicial District Results													Iowa Youth Survey • 2014 State of Iowa Results											
How much do you agree or disagree that each of the following statements is true: I feel safe at school.																								
IYS Question E50	6th Grade			8th Grade			11th Grade			All Grades			6th Grade			8th Grade			11th Grade			All Grades		
	TOTAL	M	F	TOTAL	M	F	TOTAL	M	F	TOTAL	M	F	TOTAL	M	F	TOTAL	M	F	TOTAL	M	F	TOTAL	M	F
Strongly Agree	62%	61%	63%	49%	52%	45%	33%	37%	29%	48%	50%	46%	59%	59%	59%	46%	49%	42%	32%	35%	30%	46%	48%	44%
Agree	31%	32%	31%	42%	40%	44%	57%	53%	60%	43%	42%	45%	33%	33%	33%	43%	41%	44%	56%	53%	58%	44%	42%	45%
Disagree	4%	5%	4%	7%	5%	8%	7%	7%	8%	6%	6%	7%	6%	6%	6%	8%	7%	10%	9%	8%	9%	8%	7%	8%
Strongly Disagree	2%	2%	2%	3%	3%	3%	3%	3%	3%	3%	3%	3%	2%	2%	2%	4%	4%	4%	3%	4%	3%	3%	3%	3%
Percent who answered question	95%	94%	95%	96%	95%	96%	97%	96%	97%	96%	95%	96%	93%	92%	94%	96%	95%	96%	95%	95%	96%	95%	94%	95%

Iowa Youth Survey • 2014 Judicial District Results													Iowa Youth Survey • 2014 State of Iowa Results											
How much do you agree or disagree that each of the following statements is true: I care about my school.																								
IYS Question E51	6th Grade			8th Grade			11th Grade			All Grades			6th Grade			8th Grade			11th Grade			All Grades		
	TOTAL	M	F	TOTAL	M	F	TOTAL	M	F	TOTAL	M	F	TOTAL	M	F	TOTAL	M	F	TOTAL	M	F	TOTAL	M	F
<b>Strongly Agree</b>	66%	61%	71%	45%	46%	45%	29%	31%	27%	47%	45%	48%	64%	60%	68%	44%	44%	44%	30%	31%	29%	46%	45%	47%
<b>Agree</b>	28%	32%	25%	41%	40%	42%	50%	47%	53%	40%	39%	40%	30%	33%	28%	41%	41%	42%	50%	48%	52%	40%	40%	40%
<b>Disagree</b>	4%	5%	2%	9%	9%	9%	14%	14%	14%	9%	10%	9%	4%	5%	3%	10%	10%	10%	14%	14%	14%	9%	9%	9%
<b>Strongly Disagree</b>	2%	2%	1%	4%	5%	4%	7%	9%	6%	4%	5%	4%	2%	3%	1%	5%	6%	4%	7%	8%	5%	5%	6%	4%
<b>Percent who answered question</b>	95%	94%	95%	95%	95%	96%	97%	96%	97%	95%	95%	96%	93%	92%	94%	96%	95%	96%	95%	95%	96%	94%	94%	95%

Iowa Youth Survey • 2014 Judicial District Results													Iowa Youth Survey • 2014 State of Iowa Results											
How much do you agree or disagree that each of the following statements is true: I try to do my best in school.																								
IYS Question E52	6th Grade			8th Grade			11th Grade			All Grades			6th Grade			8th Grade			11th Grade			All Grades		
	TOTAL	M	F	TOTAL	M	F	TOTAL	M	F	TOTAL	M	F	TOTAL	M	F	TOTAL	M	F	TOTAL	M	F	TOTAL	M	F
<b>Strongly Agree</b>	80%	76%	83%	62%	59%	65%	43%	39%	47%	61%	58%	65%	78%	75%	81%	62%	59%	65%	44%	39%	49%	61%	58%	65%
<b>Agree</b>	19%	22%	16%	33%	35%	31%	47%	48%	47%	33%	35%	31%	20%	23%	18%	33%	35%	31%	47%	49%	45%	33%	35%	31%
<b>Disagree</b>	1%	1%	1%	3%	4%	3%	7%	9%	5%	4%	5%	3%	1%	1%	1%	3%	4%	3%	7%	9%	5%	4%	5%	3%
<b>Strongly Disagree</b>	1%	1%	0%	2%	2%	1%	3%	4%	1%	2%	2%	1%	1%	1%	1%	2%	2%	1%	2%	3%	1%	2%	2%	1%
<b>Percent who answered question</b>	95%	94%	96%	96%	95%	97%	97%	96%	98%	96%	95%	97%	93%	93%	94%	96%	95%	97%	95%	95%	96%	95%	94%	96%



Iowa Youth Survey • 2014 Judicial District Results													Iowa Youth Survey • 2014 State of Iowa Results											
How much do you agree or disagree that each of the following statements is true: I plan to finish high school.																								
IYS Question E53	6th Grade			8th Grade			11th Grade			All Grades			6th Grade			8th Grade			11th Grade			All Grades		
	TOTAL	M	F	TOTAL	M	F	TOTAL	M	F	TOTAL	M	F	TOTAL	M	F	TOTAL	M	F	TOTAL	M	F	TOTAL	M	F
	Strongly Agree	86%	83%	89%	77%	76%	79%	69%	67%	72%	77%	75%	80%	85%	83%	87%	77%	75%	79%	69%	67%	72%	77%	75%
Agree	13%	15%	11%	21%	22%	20%	28%	30%	27%	21%	23%	19%	14%	15%	12%	21%	22%	19%	28%	30%	26%	21%	22%	19%
Disagree	1%	1%	1%	1%	1%	1%	1%	1%	1%	1%	1%	1%	1%	1%	1%	1%	1%	1%	1%	2%	1%	1%	1%	1%
Strongly Disagree	0%	0%	0%	1%	1%	1%	1%	2%	1%	1%	1%	1%	1%	1%	1%	1%	1%	1%	1%	2%	1%	1%	1%	1%
Percent who answered question	95%	94%	95%	96%	95%	96%	97%	96%	97%	96%	95%	96%	93%	92%	94%	96%	95%	97%	95%	95%	96%	95%	94%	96%

Iowa Youth Survey • 2014 Judicial District Results													Iowa Youth Survey • 2014 State of Iowa Results											
How much do you agree or disagree that each of the following statements is true: My school lets a parent/guardian know if I'm doing a good job.																								
IYS Question E54	6th Grade			8th Grade			11th Grade			All Grades			6th Grade			8th Grade			11th Grade			All Grades		
	TOTAL	M	F	TOTAL	M	F	TOTAL	M	F	TOTAL	M	F	TOTAL	M	F	TOTAL	M	F	TOTAL	M	F	TOTAL	M	F
	Strongly Agree	54%	53%	56%	36%	40%	32%	21%	24%	18%	37%	39%	35%	54%	54%	53%	36%	40%	33%	23%	26%	20%	38%	40%
Agree	33%	35%	31%	37%	34%	40%	37%	39%	35%	36%	36%	35%	33%	33%	34%	37%	35%	38%	38%	39%	36%	36%	36%	36%
Disagree	10%	9%	10%	20%	18%	22%	30%	25%	36%	20%	18%	23%	10%	9%	11%	20%	17%	23%	29%	25%	34%	20%	17%	22%
Strongly Disagree	3%	3%	3%	7%	8%	7%	11%	11%	11%	7%	8%	7%	3%	4%	3%	7%	8%	7%	10%	11%	10%	7%	7%	6%
Percent who answered question	94%	93%	95%	95%	95%	96%	96%	96%	97%	95%	94%	96%	92%	92%	93%	96%	95%	96%	95%	95%	96%	94%	94%	95%

Iowa Youth Survey • 2014 Judicial District Results													Iowa Youth Survey • 2014 State of Iowa Results											
How much do you agree or disagree that each of the following statements is true: My school lets a parent/guardian know if I've done something wrong.																								
IYS Question E55	6th Grade			8th Grade			11th Grade			All Grades			6th Grade			8th Grade			11th Grade			All Grades		
	TOTAL	M	F	TOTAL	M	F	TOTAL	M	F	TOTAL	M	F	TOTAL	M	F	TOTAL	M	F	TOTAL	M	F	TOTAL	M	F
Strongly Agree	68%	67%	69%	56%	59%	53%	38%	39%	36%	54%	55%	53%	67%	66%	67%	54%	56%	53%	39%	41%	38%	54%	54%	53%
Agree	28%	29%	27%	39%	35%	42%	53%	51%	54%	40%	39%	41%	30%	30%	29%	40%	38%	42%	52%	50%	54%	40%	39%	41%
Disagree	2%	3%	2%	4%	4%	4%	7%	7%	7%	5%	5%	5%	3%	3%	2%	4%	4%	4%	7%	6%	7%	4%	4%	5%
Strongly Disagree	1%	1%	1%	1%	2%	1%	2%	3%	2%	2%	2%	1%	1%	1%	2%	2%	1%	2%	3%	2%	2%	2%	2%	1%
Percent who answered question	94%	93%	94%	95%	94%	96%	96%	96%	97%	95%	94%	96%	92%	92%	93%	95%	95%	96%	95%	95%	96%	94%	94%	95%

Iowa Youth Survey • 2014 Judicial District Results													Iowa Youth Survey • 2014 State of Iowa Results											
How much do you agree or disagree that each of the following statements is true: There is at least one adult at school that I could go to for help with a problem.																								
IYS Question E56	6th Grade			8th Grade			11th Grade			All Grades			6th Grade			8th Grade			11th Grade			All Grades		
	TOTAL	M	F	TOTAL	M	F	TOTAL	M	F	TOTAL	M	F	TOTAL	M	F	TOTAL	M	F	TOTAL	M	F	TOTAL	M	F
Strongly Agree	74%	71%	76%	57%	57%	56%	42%	43%	42%	57%	57%	58%	72%	70%	74%	56%	57%	56%	43%	42%	44%	57%	57%	58%
Agree	21%	23%	19%	33%	33%	33%	43%	44%	43%	32%	33%	31%	22%	24%	20%	33%	33%	32%	43%	45%	42%	33%	34%	31%
Disagree	3%	4%	3%	7%	6%	8%	9%	8%	11%	7%	6%	7%	4%	3%	4%	7%	6%	8%	9%	8%	10%	7%	6%	7%
Strongly Disagree	2%	2%	2%	4%	4%	3%	5%	5%	5%	4%	4%	4%	2%	2%	2%	4%	4%	4%	5%	5%	4%	4%	4%	4%
Percent who answered question	94%	93%	95%	95%	94%	96%	96%	96%	97%	95%	95%	96%	92%	92%	93%	95%	95%	96%	95%	95%	96%	94%	94%	95%

Iowa Youth Survey • 2014 Judicial District Results													Iowa Youth Survey • 2014 State of Iowa Results											
How much do you agree or disagree that each of the following statements is true: I do the homework that is assigned.																								
IYS Question E57	6th Grade			8th Grade			11th Grade			All Grades			6th Grade			8th Grade			11th Grade			All Grades		
	TOTAL	M	F	TOTAL	M	F	TOTAL	M	F	TOTAL	M	F	TOTAL	M	F	TOTAL	M	F	TOTAL	M	F	TOTAL	M	F
Strongly Agree	74%	70%	79%	57%	52%	61%	35%	31%	39%	55%	51%	60%	72%	68%	76%	56%	53%	59%	38%	33%	42%	55%	52%	59%
Agree	24%	28%	20%	38%	41%	35%	53%	54%	52%	38%	41%	36%	26%	29%	23%	38%	40%	36%	51%	53%	50%	38%	40%	36%
Disagree	1%	1%	1%	4%	5%	3%	9%	11%	8%	5%	6%	4%	2%	2%	1%	4%	5%	4%	9%	10%	7%	5%	6%	4%
Strongly Disagree	0%	0%	0%	1%	1%	1%	3%	4%	1%	1%	2%	1%	1%	1%	1%	1%	2%	1%	2%	3%	1%	2%	2%	1%
Percent who answered question	94%	94%	95%	95%	95%	96%	97%	96%	98%	95%	95%	96%	93%	92%	93%	96%	95%	96%	95%	95%	96%	94%	94%	95%

Iowa Youth Survey • 2014 Judicial District Results													Iowa Youth Survey • 2014 State of Iowa Results											
How much do you agree or disagree that each of the following statements is true: Students have friends at school they can turn to if they have questions about homework.																								
IYS Question E58	6th Grade			8th Grade			11th Grade			All Grades			6th Grade			8th Grade			11th Grade			All Grades		
	TOTAL	M	F	TOTAL	M	F	TOTAL	M	F	TOTAL	M	F	TOTAL	M	F	TOTAL	M	F	TOTAL	M	F	TOTAL	M	F
Strongly Agree	70%	69%	71%	60%	60%	61%	42%	42%	43%	58%	57%	58%	69%	67%	70%	59%	59%	59%	43%	42%	44%	57%	56%	58%
Agree	27%	28%	26%	35%	35%	35%	51%	52%	51%	38%	39%	37%	27%	28%	26%	37%	36%	37%	51%	51%	50%	38%	38%	38%
Disagree	2%	3%	2%	3%	3%	3%	4%	4%	5%	3%	3%	3%	3%	3%	2%	3%	3%	3%	4%	4%	4%	3%	3%	3%
Strongly Disagree	1%	1%	1%	1%	1%	1%	2%	3%	1%	1%	2%	1%	1%	2%	1%	2%	2%	1%	2%	3%	1%	2%	2%	1%
Percent who answered question	94%	93%	95%	95%	95%	96%	97%	96%	97%	95%	95%	96%	92%	92%	93%	95%	95%	96%	95%	95%	96%	94%	94%	95%

Iowa Youth Survey • 2014 Judicial District Results													Iowa Youth Survey • 2014 State of Iowa Results											
How much do you agree or disagree that each of the following statements is true: Students have friends at school they can trust and talk to if they have problems.																								
IYS Question E59	6th Grade			8th Grade			11th Grade			All Grades			6th Grade			8th Grade			11th Grade			All Grades		
	TOTAL	M	F	TOTAL	M	F	TOTAL	M	F	TOTAL	M	F	TOTAL	M	F	TOTAL	M	F	TOTAL	M	F	TOTAL	M	F
	Strongly Agree	70%	67%	72%	59%	58%	60%	42%	42%	42%	57%	56%	58%	67%	65%	70%	57%	56%	57%	42%	41%	43%	55%	54%
Agree	26%	28%	24%	35%	36%	34%	50%	50%	51%	37%	38%	36%	27%	29%	25%	37%	37%	36%	50%	51%	50%	38%	39%	37%
Disagree	3%	4%	3%	4%	4%	4%	5%	5%	6%	4%	4%	4%	4%	4%	4%	5%	5%	5%	5%	5%	6%	5%	5%	5%
Strongly Disagree	1%	1%	1%	2%	2%	2%	2%	3%	2%	2%	2%	2%	1%	2%	1%	2%	2%	2%	2%	3%	2%	2%	2%	2%
Percent who answered question	94%	93%	95%	95%	94%	96%	97%	96%	97%	95%	95%	96%	92%	92%	93%	95%	95%	96%	95%	95%	96%	94%	94%	95%

Iowa Youth Survey • 2014 Judicial District Results													Iowa Youth Survey • 2014 State of Iowa Results											
How much do you agree or disagree that each of the following statements is true: Students generally work well with each other even if they're not in the same group of friends.																								
IYS Question E60	6th Grade			8th Grade			11th Grade			All Grades			6th Grade			8th Grade			11th Grade			All Grades		
	TOTAL	M	F	TOTAL	M	F	TOTAL	M	F	TOTAL	M	F	TOTAL	M	F	TOTAL	M	F	TOTAL	M	F	TOTAL	M	F
	Strongly Agree	50%	52%	48%	38%	43%	34%	26%	29%	22%	38%	41%	35%	49%	51%	47%	38%	41%	34%	27%	29%	25%	38%	41%
Agree	37%	35%	38%	42%	41%	43%	52%	51%	52%	44%	43%	45%	37%	36%	39%	42%	41%	43%	52%	52%	51%	43%	43%	44%
Disagree	11%	10%	11%	15%	12%	18%	17%	14%	20%	14%	12%	16%	11%	10%	11%	15%	13%	18%	17%	14%	19%	14%	12%	16%
Strongly Disagree	3%	3%	3%	5%	4%	5%	5%	6%	5%	4%	4%	4%	3%	3%	3%	5%	5%	6%	5%	5%	5%	4%	4%	5%
Percent who answered question	94%	93%	95%	95%	94%	96%	97%	96%	97%	95%	95%	96%	92%	92%	93%	95%	95%	96%	95%	95%	96%	94%	94%	95%

Iowa Youth Survey • 2014 Judicial District Results													Iowa Youth Survey • 2014 State of Iowa Results											
How much do you agree or disagree that each of the following statements is true: Students have friends at school to eat lunch with.																								
IYS Question E61	6th Grade			8th Grade			11th Grade			All Grades			6th Grade			8th Grade			11th Grade			All Grades		
	TOTAL	M	F	TOTAL	M	F	TOTAL	M	F	TOTAL	M	F	TOTAL	M	F	TOTAL	M	F	TOTAL	M	F	TOTAL	M	F
	Strongly Agree	70%	71%	68%	55%	59%	51%	34%	38%	30%	53%	56%	50%	68%	71%	65%	55%	59%	51%	36%	39%	33%	53%	56%
Agree	27%	26%	28%	39%	36%	42%	57%	55%	59%	41%	39%	43%	28%	26%	30%	39%	36%	41%	55%	53%	57%	40%	38%	42%
Disagree	3%	2%	3%	5%	3%	6%	7%	5%	9%	5%	4%	6%	3%	2%	4%	4%	3%	6%	7%	5%	9%	5%	4%	6%
Strongly Disagree	1%	1%	1%	2%	2%	1%	2%	3%	2%	2%	2%	2%	1%	1%	1%	2%	2%	1%	2%	3%	2%	2%	2%	2%
Percent who answered question	94%	94%	95%	95%	95%	96%	97%	96%	97%	95%	95%	96%	92%	92%	93%	96%	95%	96%	95%	95%	96%	94%	94%	95%

Iowa Youth Survey • 2014 Judicial District Results													Iowa Youth Survey • 2014 State of Iowa Results											
How much do you agree or disagree that each of the following statements is true: Students try to make new students feel welcome in the school.																								
IYS Question E62	6th Grade			8th Grade			11th Grade			All Grades			6th Grade			8th Grade			11th Grade			All Grades		
	TOTAL	M	F	TOTAL	M	F	TOTAL	M	F	TOTAL	M	F	TOTAL	M	F	TOTAL	M	F	TOTAL	M	F	TOTAL	M	F
	Strongly Agree	63%	62%	63%	48%	49%	46%	29%	31%	26%	46%	47%	45%	60%	61%	60%	46%	48%	44%	29%	31%	28%	46%	47%
Agree	32%	33%	32%	42%	41%	44%	54%	53%	56%	43%	43%	44%	34%	33%	34%	43%	41%	44%	54%	54%	54%	43%	43%	44%
Disagree	4%	4%	4%	7%	7%	8%	14%	12%	15%	8%	8%	9%	5%	4%	5%	8%	7%	9%	13%	12%	14%	9%	8%	9%
Strongly Disagree	1%	1%	1%	3%	3%	2%	3%	4%	3%	2%	2%	2%	2%	2%	2%	3%	3%	3%	4%	4%	3%	3%	3%	3%
Percent who answered question	94%	93%	94%	95%	94%	96%	96%	96%	97%	95%	94%	96%	92%	91%	93%	95%	95%	96%	95%	95%	96%	94%	94%	95%

Iowa Youth Survey • 2014 Judicial District Results													Iowa Youth Survey • 2014 State of Iowa Results											
How much do you agree or disagree that each of the following statements is true: My school has up-to-date computers and other electronic equipment available to students.																								
IYS Question E63	6th Grade			8th Grade			11th Grade			All Grades			6th Grade			8th Grade			11th Grade			All Grades		
	TOTAL	M	F	TOTAL	M	F	TOTAL	M	F	TOTAL	M	F	TOTAL	M	F	TOTAL	M	F	TOTAL	M	F	TOTAL	M	F
	Strongly Agree	66%	63%	69%	55%	54%	57%	44%	42%	46%	55%	52%	57%	65%	63%	66%	54%	53%	55%	39%	37%	40%	52%	51%
Agree	28%	30%	27%	36%	36%	36%	44%	44%	44%	36%	37%	36%	28%	29%	28%	36%	35%	36%	46%	45%	46%	37%	36%	37%
Disagree	4%	5%	3%	6%	6%	5%	7%	8%	7%	6%	7%	5%	5%	5%	4%	7%	7%	6%	10%	10%	10%	7%	7%	7%
Strongly Disagree	2%	3%	1%	3%	4%	2%	5%	6%	3%	3%	4%	2%	2%	3%	2%	4%	5%	3%	6%	7%	4%	4%	5%	3%
Percent who answered question	94%	93%	94%	95%	94%	96%	97%	96%	97%	95%	95%	96%	92%	91%	92%	95%	95%	96%	95%	95%	96%	94%	94%	95%

Iowa Youth Survey • 2014 Judicial District Results													Iowa Youth Survey • 2014 State of Iowa Results											
How much do you agree or disagree that each of the following statements is true: We have space and facilities for extra-curricular activities at my school.																								
IYS Question E64	6th Grade			8th Grade			11th Grade			All Grades			6th Grade			8th Grade			11th Grade			All Grades		
	TOTAL	M	F	TOTAL	M	F	TOTAL	M	F	TOTAL	M	F	TOTAL	M	F	TOTAL	M	F	TOTAL	M	F	TOTAL	M	F
	Strongly Agree	66%	65%	68%	61%	61%	60%	44%	45%	42%	57%	57%	57%	65%	64%	65%	57%	58%	57%	41%	42%	40%	54%	55%
Agree	29%	29%	28%	34%	34%	34%	48%	47%	50%	37%	37%	37%	29%	30%	29%	36%	35%	37%	49%	48%	49%	38%	38%	38%
Disagree	4%	4%	3%	3%	3%	4%	5%	5%	6%	4%	4%	4%	4%	4%	4%	5%	4%	5%	7%	7%	8%	5%	5%	6%
Strongly Disagree	1%	2%	1%	2%	2%	2%	3%	3%	2%	2%	2%	2%	2%	2%	1%	2%	3%	2%	3%	4%	3%	2%	3%	2%
Percent who answered question	92%	92%	93%	95%	94%	96%	96%	96%	97%	95%	94%	95%	90%	90%	91%	95%	95%	96%	95%	95%	96%	93%	93%	94%

Iowa Youth Survey • 2014 Judicial District Results													Iowa Youth Survey • 2014 State of Iowa Results											
How much do you agree or disagree that each of the following statements is true: My school building is kept in good condition (clean, nicely decorated, well designed, etc.).																								
IYS Question E65	6th Grade			8th Grade			11th Grade			All Grades			6th Grade			8th Grade			11th Grade			All Grades		
	TOTAL	M	F	TOTAL	M	F	TOTAL	M	F	TOTAL	M	F	TOTAL	M	F	TOTAL	M	F	TOTAL	M	F	TOTAL	M	F
Strongly Agree	68%	67%	69%	52%	54%	51%	37%	39%	35%	52%	53%	52%	64%	63%	66%	49%	50%	48%	34%	35%	33%	49%	50%	49%
Agree	28%	28%	27%	39%	37%	41%	51%	49%	52%	39%	38%	40%	29%	30%	29%	40%	38%	41%	49%	49%	49%	39%	39%	40%
Disagree	3%	4%	3%	6%	6%	6%	8%	8%	9%	6%	6%	6%	4%	5%	4%	8%	7%	8%	12%	11%	13%	8%	7%	8%
Strongly Disagree	1%	1%	1%	3%	3%	2%	4%	4%	3%	2%	3%	2%	2%	2%	2%	4%	4%	3%	5%	5%	5%	4%	4%	3%
Percent who answered question	94%	93%	95%	95%	95%	96%	97%	96%	97%	95%	95%	96%	92%	91%	93%	95%	95%	96%	95%	95%	96%	94%	93%	95%

Section F. Family Questions

Iowa Youth Survey • 2014 Judicial District Results													Iowa Youth Survey • 2014 State of Iowa Results											
How much do you agree or disagree that each of the following statements is true: In my home there are clear rules about what I can and cannot do.																								
IYS Question F1	6th Grade			8th Grade			11th Grade			All Grades			6th Grade			8th Grade			11th Grade			All Grades		
	TOTAL	M	F	TOTAL	M	F	TOTAL	M	F	TOTAL	M	F	TOTAL	M	F	TOTAL	M	F	TOTAL	M	F	TOTAL	M	F
Strongly Agree	69%	68%	69%	59%	60%	58%	48%	48%	48%	59%	59%	59%	69%	69%	69%	61%	61%	60%	49%	49%	50%	60%	60%	60%
Agree	28%	28%	28%	35%	34%	36%	43%	42%	43%	35%	35%	35%	27%	27%	27%	34%	33%	35%	42%	42%	42%	34%	34%	34%
Disagree	2%	3%	2%	5%	5%	5%	8%	8%	8%	5%	5%	5%	3%	3%	3%	5%	4%	5%	7%	7%	7%	5%	5%	5%
Strongly Disagree	1%	1%	1%	1%	1%	1%	2%	2%	2%	1%	1%	1%	1%	1%	1%	1%	1%	1%	2%	2%	1%	1%	1%	1%
Percent who answered question	94%	94%	95%	96%	95%	97%	97%	96%	97%	96%	95%	96%	93%	92%	94%	96%	95%	97%	95%	95%	96%	95%	94%	95%

Iowa Youth Survey • 2014 Judicial District Results													Iowa Youth Survey • 2014 State of Iowa Results											
How much do you agree or disagree that each of the following statements is true: I have a happy home.																								
IYS Question F2	6th Grade			8th Grade			11th Grade			All Grades			6th Grade			8th Grade			11th Grade			All Grades		
	TOTAL	M	F	TOTAL	M	F	TOTAL	M	F	TOTAL	M	F	TOTAL	M	F	TOTAL	M	F	TOTAL	M	F	TOTAL	M	F
Strongly Agree	70%	69%	71%	59%	62%	55%	48%	49%	48%	59%	60%	58%	69%	69%	69%	58%	62%	55%	48%	49%	46%	59%	60%	57%
Agree	24%	26%	23%	31%	29%	33%	39%	40%	39%	32%	32%	32%	25%	25%	25%	32%	30%	34%	40%	41%	40%	32%	32%	33%
Disagree	4%	4%	5%	8%	7%	9%	9%	8%	10%	7%	6%	8%	5%	4%	5%	7%	6%	9%	9%	8%	11%	7%	6%	8%
Strongly Disagree	2%	2%	2%	2%	2%	2%	3%	3%	4%	2%	2%	3%	1%	1%	1%	2%	2%	3%	3%	3%	3%	2%	2%	3%
Percent who answered question	94%	94%	95%	95%	95%	96%	96%	96%	97%	95%	95%	96%	92%	92%	93%	96%	95%	96%	95%	95%	96%	94%	94%	95%

Iowa Youth Survey • 2014 Judicial District Results													Iowa Youth Survey • 2014 State of Iowa Results											
How much do you agree or disagree that each of the following statements is true: There are people living in my home who have a serious alcohol or drug problem.																								
IYS Question F3	6th Grade			8th Grade			11th Grade			All Grades			6th Grade			8th Grade			11th Grade			All Grades		
	TOTAL	M	F	TOTAL	M	F	TOTAL	M	F	TOTAL	M	F	TOTAL	M	F	TOTAL	M	F	TOTAL	M	F	TOTAL	M	F
Strongly Agree	7%	9%	5%	6%	8%	5%	7%	8%	5%	7%	8%	5%	7%	8%	5%	7%	8%	5%	7%	8%	5%	7%	8%	5%
Agree	5%	6%	5%	6%	7%	5%	8%	9%	7%	6%	7%	6%	5%	6%	5%	6%	7%	6%	8%	8%	7%	6%	7%	6%
Disagree	15%	17%	13%	18%	18%	19%	22%	23%	21%	18%	19%	18%	17%	17%	16%	20%	20%	19%	23%	23%	23%	20%	20%	19%
Strongly Disagree	73%	68%	77%	69%	68%	71%	63%	60%	66%	68%	66%	71%	71%	69%	74%	67%	65%	70%	63%	61%	65%	67%	65%	70%
Percent who answered question	93%	93%	93%	95%	95%	96%	96%	96%	96%	95%	94%	95%	91%	91%	92%	95%	95%	96%	95%	95%	96%	94%	93%	94%



Iowa Youth Survey • 2014 Judicial District Results													Iowa Youth Survey • 2014 State of Iowa Results											
How much do you agree or disagree that each of the following statements is true: I feel very close to at least one of my parents/guardians.																								
IYS Question F4	6th Grade			8th Grade			11th Grade			All Grades			6th Grade			8th Grade			11th Grade			All Grades		
	TOTAL	M	F	TOTAL	M	F	TOTAL	M	F	TOTAL	M	F	TOTAL	M	F	TOTAL	M	F	TOTAL	M	F	TOTAL	M	F
Strongly Agree	83%	84%	82%	67%	73%	63%	54%	55%	53%	68%	70%	66%	81%	82%	80%	67%	72%	63%	53%	54%	52%	67%	69%	65%
Agree	14%	14%	14%	23%	21%	25%	32%	33%	31%	23%	23%	23%	14%	14%	15%	24%	22%	25%	33%	35%	32%	24%	24%	24%
Disagree	2%	1%	3%	6%	4%	9%	10%	8%	12%	6%	5%	8%	3%	2%	3%	6%	4%	8%	10%	8%	12%	6%	5%	8%
Strongly Disagree	1%	1%	2%	3%	2%	3%	4%	4%	4%	3%	2%	3%	2%	1%	2%	3%	2%	4%	4%	3%	4%	3%	2%	3%
Percent who answered question	94%	94%	94%	95%	95%	96%	96%	96%	97%	95%	95%	96%	92%	91%	93%	95%	95%	96%	95%	95%	96%	94%	94%	95%

Iowa Youth Survey • 2014 Judicial District Results													Iowa Youth Survey • 2014 State of Iowa Results											
How much do you agree or disagree that each of the following statements is true: I can talk about the things that bother me or I don't understand with someone in my home.																								
IYS Question F5	6th Grade			8th Grade			11th Grade			All Grades			6th Grade			8th Grade			11th Grade			All Grades		
	TOTAL	M	F	TOTAL	M	F	TOTAL	M	F	TOTAL	M	F	TOTAL	M	F	TOTAL	M	F	TOTAL	M	F	TOTAL	M	F
Strongly Agree	68%	68%	68%	56%	59%	52%	44%	43%	45%	56%	56%	55%	67%	68%	67%	55%	58%	52%	44%	43%	45%	55%	56%	55%
Agree	21%	23%	20%	28%	27%	28%	35%	37%	33%	28%	29%	27%	22%	22%	22%	28%	28%	28%	35%	37%	34%	28%	29%	28%
Disagree	6%	5%	7%	10%	8%	12%	15%	14%	16%	11%	9%	12%	6%	6%	7%	11%	9%	13%	14%	13%	15%	11%	9%	12%
Strongly Disagree	4%	4%	4%	6%	5%	7%	6%	6%	6%	6%	5%	6%	4%	4%	4%	6%	5%	7%	6%	6%	7%	6%	5%	6%
Percent who answered question	93%	93%	94%	95%	95%	96%	96%	96%	97%	95%	95%	95%	92%	91%	92%	95%	95%	96%	95%	95%	96%	94%	93%	95%

Iowa Youth Survey • 2014 Judicial District Results													Iowa Youth Survey • 2014 State of Iowa Results											
How much do you agree or disagree that each of the following statements is true: I can get help and support when I need it from someone in my home.																								
IYS Question F6	6th Grade			8th Grade			11th Grade			All Grades			6th Grade			8th Grade			11th Grade			All Grades		
	TOTAL	M	F	TOTAL	M	F	TOTAL	M	F	TOTAL	M	F	TOTAL	M	F	TOTAL	M	F	TOTAL	M	F	TOTAL	M	F
	Strongly Agree	78%	78%	78%	65%	69%	61%	51%	50%	52%	64%	65%	64%	77%	77%	76%	64%	67%	60%	51%	51%	51%	64%	65%
Agree	17%	19%	16%	26%	25%	26%	36%	38%	34%	26%	27%	26%	18%	19%	18%	27%	26%	28%	36%	38%	35%	27%	27%	27%
Disagree	3%	2%	4%	6%	4%	8%	9%	8%	10%	6%	5%	7%	3%	2%	4%	6%	5%	8%	8%	7%	9%	6%	5%	7%
Strongly Disagree	2%	2%	2%	3%	3%	4%	4%	4%	4%	3%	3%	3%	2%	2%	2%	3%	3%	4%	4%	4%	5%	3%	3%	4%
Percent who answered question	94%	93%	94%	95%	95%	96%	96%	96%	97%	95%	95%	96%	92%	91%	93%	95%	95%	96%	95%	95%	96%	94%	94%	95%

Iowa Youth Survey • 2014 Judicial District Results													Iowa Youth Survey • 2014 State of Iowa Results											
How often do the following occur: A parent/guardian knows where I am and who I am with, especially in the evening and on weekends?																								
IYS Question F7	6th Grade			8th Grade			11th Grade			All Grades			6th Grade			8th Grade			11th Grade			All Grades		
	TOTAL	M	F	TOTAL	M	F	TOTAL	M	F	TOTAL	M	F	TOTAL	M	F	TOTAL	M	F	TOTAL	M	F	TOTAL	M	F
	Never	5%	6%	4%	5%	6%	4%	5%	7%	3%	5%	6%	4%	5%	6%	4%	5%	7%	4%	5%	7%	3%	5%	7%
Sometimes	5%	6%	3%	8%	9%	7%	16%	17%	15%	10%	11%	8%	5%	6%	4%	9%	10%	8%	16%	17%	15%	10%	11%	9%
Often	16%	20%	12%	22%	25%	19%	31%	34%	28%	23%	27%	20%	16%	20%	11%	21%	25%	17%	31%	35%	26%	22%	26%	18%
Always	74%	69%	80%	66%	60%	71%	47%	41%	54%	62%	56%	68%	74%	67%	80%	65%	59%	71%	48%	41%	55%	62%	56%	69%
Percent who answered question	93%	92%	94%	95%	94%	96%	96%	95%	97%	95%	94%	96%	91%	90%	92%	95%	94%	96%	94%	94%	95%	93%	92%	94%

Iowa Youth Survey • 2014 Judicial District Results													Iowa Youth Survey • 2014 State of Iowa Results											
How often do the following occur: A parent/guardian checks to make sure I have done the things I am supposed to do (school, homework, household chores, get home on time, etc.)?																								
IYS Question F8	6th Grade			8th Grade			11th Grade			All Grades			6th Grade			8th Grade			11th Grade			All Grades		
	TOTAL	M	F	TOTAL	M	F	TOTAL	M	F	TOTAL	M	F	TOTAL	M	F	TOTAL	M	F	TOTAL	M	F	TOTAL	M	F
Never	5%	6%	5%	6%	7%	6%	9%	10%	8%	7%	8%	6%	6%	7%	5%	7%	8%	6%	9%	10%	9%	7%	8%	7%
Sometimes	8%	9%	8%	14%	13%	14%	22%	21%	22%	15%	15%	14%	9%	9%	9%	14%	14%	14%	23%	23%	22%	15%	15%	15%
Often	20%	22%	18%	26%	28%	25%	33%	34%	31%	26%	28%	25%	20%	22%	18%	26%	27%	24%	32%	34%	30%	26%	28%	24%
Always	66%	63%	69%	54%	52%	55%	37%	34%	40%	52%	50%	55%	65%	62%	68%	53%	51%	56%	36%	33%	39%	52%	49%	54%
Percent who answered question	93%	92%	94%	95%	94%	96%	96%	95%	97%	94%	94%	96%	90%	90%	92%	95%	94%	96%	94%	94%	95%	93%	92%	94%

Iowa Youth Survey • 2014 Judicial District Results													Iowa Youth Survey • 2014 State of Iowa Results											
How often do the following occur: A parent/guardian generally finds out if I have done something wrong, and then punishes me?																								
IYS Question F9	6th Grade			8th Grade			11th Grade			All Grades			6th Grade			8th Grade			11th Grade			All Grades		
	TOTAL	M	F	TOTAL	M	F	TOTAL	M	F	TOTAL	M	F	TOTAL	M	F	TOTAL	M	F	TOTAL	M	F	TOTAL	M	F
Never	7%	8%	7%	7%	8%	6%	10%	11%	10%	8%	9%	8%	8%	8%	7%	8%	9%	7%	10%	11%	9%	9%	9%	8%
Sometimes	17%	19%	15%	19%	19%	19%	29%	30%	28%	21%	22%	21%	18%	19%	17%	19%	19%	19%	28%	28%	28%	22%	22%	21%
Often	27%	29%	25%	30%	32%	28%	30%	31%	29%	29%	30%	27%	27%	28%	25%	28%	30%	27%	31%	33%	28%	28%	30%	27%
Always	49%	45%	53%	44%	41%	46%	31%	29%	34%	41%	38%	45%	48%	45%	50%	44%	42%	46%	31%	28%	35%	41%	39%	44%
Percent who answered question	92%	91%	93%	95%	94%	96%	96%	95%	96%	94%	93%	95%	90%	89%	90%	94%	94%	96%	94%	93%	95%	93%	92%	94%

Iowa Youth Survey • 2014 Judicial District Results													Iowa Youth Survey • 2014 State of Iowa Results											
How often do the following occur: When I am doing a good job, someone in my home lets me know about it?																								
IYS Question F10	6th Grade			8th Grade			11th Grade			All Grades			6th Grade			8th Grade			11th Grade			All Grades		
	TOTAL	M	F	TOTAL	M	F	TOTAL	M	F	TOTAL	M	F	TOTAL	M	F	TOTAL	M	F	TOTAL	M	F	TOTAL	M	F
	Never	9%	9%	9%	10%	10%	10%	13%	14%	12%	11%	11%	10%	10%	11%	9%	12%	12%	11%	13%	13%	13%	12%	12%
Sometimes	18%	19%	16%	23%	21%	25%	29%	28%	30%	23%	23%	24%	18%	19%	17%	23%	21%	24%	30%	30%	30%	23%	23%	24%
Often	23%	25%	21%	27%	30%	25%	30%	32%	28%	27%	29%	25%	22%	23%	21%	25%	27%	24%	29%	32%	27%	26%	27%	24%
Always	51%	47%	54%	39%	39%	40%	28%	25%	30%	39%	37%	41%	50%	47%	53%	40%	40%	40%	28%	25%	30%	39%	38%	41%
Percent who answered question	93%	92%	94%	95%	94%	96%	95%	95%	96%	94%	93%	95%	90%	89%	91%	94%	93%	96%	94%	93%	95%	93%	92%	94%

Iowa Youth Survey • 2014 Judicial District Results													Iowa Youth Survey • 2014 State of Iowa Results											
How often do the following occur: Someone in my home helps me with my homework?																								
IYS Question F11	6th Grade			8th Grade			11th Grade			All Grades			6th Grade			8th Grade			11th Grade			All Grades		
	TOTAL	M	F	TOTAL	M	F	TOTAL	M	F	TOTAL	M	F	TOTAL	M	F	TOTAL	M	F	TOTAL	M	F	TOTAL	M	F
	Never	10%	11%	9%	17%	17%	16%	34%	34%	34%	20%	21%	20%	11%	12%	9%	17%	18%	16%	33%	34%	31%	20%	21%
Sometimes	21%	23%	20%	28%	29%	27%	33%	33%	33%	27%	28%	27%	22%	23%	21%	27%	27%	27%	33%	33%	34%	27%	28%	27%
Often	22%	24%	20%	22%	21%	22%	16%	17%	16%	20%	21%	19%	21%	22%	20%	21%	21%	17%	18%	17%	20%	20%	19%	
Always	47%	43%	51%	34%	33%	34%	17%	16%	17%	32%	30%	34%	46%	43%	50%	35%	34%	36%	17%	15%	18%	33%	31%	35%
Percent who answered question	92%	91%	93%	94%	93%	95%	95%	95%	96%	94%	93%	95%	90%	89%	91%	94%	93%	95%	94%	93%	95%	93%	92%	94%

Iowa Youth Survey • 2014 Judicial District Results													Iowa Youth Survey • 2014 State of Iowa Results											
How often do the following occur: At least one of my parents/guardians goes to school activities that I am involved in?																								
IYS Question F12	6th Grade			8th Grade			11th Grade			All Grades			6th Grade			8th Grade			11th Grade			All Grades		
	TOTAL	M	F	TOTAL	M	F	TOTAL	M	F	TOTAL	M	F	TOTAL	M	F	TOTAL	M	F	TOTAL	M	F	TOTAL	M	F
Never	16%	18%	14%	13%	15%	12%	18%	18%	17%	16%	17%	14%	16%	19%	14%	14%	16%	13%	17%	18%	17%	16%	18%	14%
Sometimes	17%	19%	15%	14%	13%	15%	16%	16%	17%	16%	16%	16%	17%	19%	16%	15%	14%	16%	18%	18%	18%	17%	17%	17%
Often	19%	19%	18%	20%	21%	19%	23%	23%	23%	21%	21%	20%	17%	18%	17%	20%	21%	19%	22%	24%	21%	20%	21%	19%
Always	49%	44%	53%	52%	50%	54%	43%	43%	44%	48%	46%	50%	49%	45%	53%	50%	49%	52%	42%	40%	44%	47%	45%	50%
Percent who answered question	91%	90%	93%	94%	93%	96%	95%	94%	96%	94%	93%	95%	89%	88%	90%	94%	93%	95%	94%	93%	95%	92%	91%	93%

Iowa Youth Survey • 2014 Judicial District Results													Iowa Youth Survey • 2014 State of Iowa Results											
How wrong would your parents/guardians feel it would be for you to: Drink beer, wine or hard liquor (for example vodka, whiskey, gin) without their permission?																								
IYS Question F13	6th Grade			8th Grade			11th Grade			All Grades			6th Grade			8th Grade			11th Grade			All Grades		
	TOTAL	M	F	TOTAL	M	F	TOTAL	M	F	TOTAL	M	F	TOTAL	M	F	TOTAL	M	F	TOTAL	M	F	TOTAL	M	F
Very Wrong	93%	91%	95%	85%	83%	87%	59%	57%	61%	79%	77%	81%	93%	91%	95%	85%	84%	86%	59%	57%	61%	79%	77%	81%
Wrong	4%	5%	3%	10%	10%	9%	21%	21%	22%	12%	12%	11%	4%	5%	3%	9%	10%	9%	22%	22%	22%	12%	12%	11%
A Little Wrong	1%	2%	1%	4%	4%	3%	14%	14%	14%	6%	7%	6%	1%	2%	1%	4%	4%	4%	14%	14%	13%	6%	6%	6%
Not Wrong At All	1%	1%	0%	1%	1%	1%	4%	5%	3%	2%	2%	1%	1%	1%	0%	1%	1%	1%	4%	5%	3%	2%	2%	1%
Don't Know	1%	1%	1%	1%	1%	1%	2%	3%	1%	1%	2%	1%	1%	2%	1%	1%	1%	1%	2%	2%	2%	1%	2%	1%
Percent who answered question	93%	92%	94%	95%	94%	96%	96%	95%	97%	95%	94%	95%	90%	90%	91%	95%	94%	96%	95%	94%	96%	93%	93%	94%

Iowa Youth Survey • 2014 Judicial District Results													Iowa Youth Survey • 2014 State of Iowa Results											
How wrong would your parents/guardians feel it would be for you to: Smoke cigarettes?																								
IYS Question F14	6th Grade			8th Grade			11th Grade			All Grades			6th Grade			8th Grade			11th Grade			All Grades		
	TOTAL	M	F	TOTAL	M	F	TOTAL	M	F	TOTAL	M	F	TOTAL	M	F	TOTAL	M	F	TOTAL	M	F	TOTAL	M	F
	Very Wrong	94%	93%	96%	92%	91%	93%	80%	78%	83%	89%	87%	90%	94%	93%	95%	91%	90%	92%	80%	78%	82%	88%	87%
Wrong	4%	4%	3%	6%	7%	6%	13%	13%	12%	8%	8%	7%	4%	4%	3%	6%	6%	6%	13%	13%	12%	8%	8%	7%
A Little Wrong	1%	1%	0%	1%	1%	1%	4%	4%	3%	2%	2%	2%	1%	1%	1%	1%	1%	1%	4%	4%	3%	2%	2%	2%
Not Wrong At All	1%	1%	0%	0%	1%	0%	2%	2%	1%	1%	1%	1%	1%	1%	0%	1%	1%	0%	2%	2%	2%	1%	1%	1%
Don't Know	1%	1%	1%	1%	1%	1%	2%	2%	1%	1%	1%	1%	1%	1%	1%	1%	1%	2%	2%	1%	1%	1%	1%	
Percent who answered question	92%	91%	94%	95%	94%	96%	96%	95%	97%	94%	94%	95%	90%	90%	91%	95%	94%	96%	95%	94%	95%	93%	92%	94%

Iowa Youth Survey • 2014 Judicial District Results													Iowa Youth Survey • 2014 State of Iowa Results											
How wrong would your parents/guardians feel it would be for you to: Smoke marijuana?																								
IYS Question F15	6th Grade			8th Grade			11th Grade			All Grades			6th Grade			8th Grade			11th Grade			All Grades		
	TOTAL	M	F	TOTAL	M	F	TOTAL	M	F	TOTAL	M	F	TOTAL	M	F	TOTAL	M	F	TOTAL	M	F	TOTAL	M	F
	Very Wrong	96%	95%	97%	93%	91%	94%	79%	77%	81%	89%	88%	91%	96%	95%	97%	92%	91%	92%	79%	77%	81%	89%	88%
Wrong	2%	2%	2%	5%	5%	4%	11%	12%	10%	6%	7%	5%	2%	2%	2%	5%	5%	4%	11%	12%	10%	6%	6%	5%
A Little Wrong	0%	1%	0%	1%	2%	1%	6%	6%	5%	3%	3%	2%	0%	1%	0%	2%	2%	2%	5%	6%	5%	2%	3%	2%
Not Wrong At All	0%	1%	0%	1%	1%	1%	2%	3%	2%	1%	1%	1%	0%	1%	0%	1%	1%	1%	3%	3%	2%	1%	2%	1%
Don't Know	1%	1%	1%	1%	1%	0%	2%	2%	1%	1%	1%	1%	1%	1%	1%	1%	1%	2%	2%	1%	1%	1%	1%	
Percent who answered question	92%	92%	93%	95%	94%	96%	96%	95%	97%	94%	93%	95%	90%	90%	91%	95%	94%	96%	94%	94%	95%	93%	92%	94%

An asterisk ( \* ) will be present in cells where 15 or fewer students answered a question, or if 10% or fewer students did not respond in the *least* sensitive manner for select questions.

Iowa Youth Survey • 2014 Judicial District Results													Iowa Youth Survey • 2014 State of Iowa Results											
How wrong would your parents/guardians feel it would be for you to: Use <u>any</u> illegal drug <u>other than</u> alcohol, cigarettes, or marijuana?																								
IYS Question F16	6th Grade			8th Grade			11th Grade			All Grades			6th Grade			8th Grade			11th Grade			All Grades		
	TOTAL	M	F	TOTAL	M	F	TOTAL	M	F	TOTAL	M	F	TOTAL	M	F	TOTAL	M	F	TOTAL	M	F	TOTAL	M	F
Very Wrong	97%	96%	97%	95%	94%	96%	89%	86%	91%	93%	92%	95%	96%	96%	97%	94%	93%	95%	89%	87%	90%	93%	92%	94%
Wrong	2%	2%	2%	4%	5%	3%	7%	8%	6%	4%	5%	4%	2%	2%	2%	4%	4%	4%	7%	8%	7%	4%	5%	4%
A Little Wrong	0%	0%	0%	1%	1%	0%	2%	2%	1%	1%	1%	1%	0%	0%	0%	1%	1%	1%	1%	2%	1%	1%	1%	1%
Not Wrong At All	0%	0%	0%	0%	0%	0%	1%	1%	0%	1%	1%	0%	0%	1%	0%	1%	1%	0%	1%	1%	1%	1%	1%	0%
Don't Know	1%	1%	1%	0%	1%	0%	2%	2%	1%	1%	1%	1%	1%	1%	1%	1%	1%	1%	1%	2%	1%	1%	1%	1%
Percent who answered question	92%	92%	94%	95%	94%	96%	96%	95%	97%	94%	94%	95%	90%	90%	91%	95%	94%	96%	94%	94%	95%	93%	92%	94%

Iowa Youth Survey • 2014 Judicial District Results													Iowa Youth Survey • 2014 State of Iowa Results											
How wrong would your parents/guardians feel it would be for you to: Misuse prescription drugs, whether they are yours or someone else's?																								
IYS Question F17	6th Grade			8th Grade			11th Grade			All Grades			6th Grade			8th Grade			11th Grade			All Grades		
	TOTAL	M	F	TOTAL	M	F	TOTAL	M	F	TOTAL	M	F	TOTAL	M	F	TOTAL	M	F	TOTAL	M	F	TOTAL	M	F
Very Wrong	95%	94%	95%	94%	93%	94%	87%	84%	89%	92%	90%	93%	95%	94%	96%	92%	92%	93%	86%	85%	88%	91%	90%	92%
Wrong	3%	4%	3%	5%	5%	4%	9%	9%	8%	6%	6%	5%	3%	4%	3%	5%	6%	5%	9%	10%	9%	6%	6%	5%
A Little Wrong	1%	0%	1%	1%	1%	1%	2%	3%	1%	1%	1%	1%	0%	1%	0%	1%	1%	1%	2%	2%	2%	1%	1%	1%
Not Wrong At All	0%	0%	0%	0%	0%	0%	1%	1%	0%	1%	1%	0%	0%	1%	0%	1%	1%	0%	1%	1%	1%	1%	1%	0%
Don't Know	1%	1%	1%	1%	1%	1%	2%	2%	1%	1%	1%	1%	1%	2%	1%	1%	1%	1%	2%	2%	1%	1%	1%	1%
Percent who answered question	92%	92%	93%	95%	94%	96%	96%	95%	97%	94%	94%	95%	90%	90%	91%	95%	94%	96%	95%	94%	96%	93%	92%	94%

Iowa Youth Survey • 2014 Judicial District Results													Iowa Youth Survey • 2014 State of Iowa Results											
How wrong would your parents/guardians feel it would be for you to: Start a physical fight with someone?																								
IYS Question F18	6th Grade			8th Grade			11th Grade			All Grades			6th Grade			8th Grade			11th Grade			All Grades		
	TOTAL	M	F	TOTAL	M	F	TOTAL	M	F	TOTAL	M	F	TOTAL	M	F	TOTAL	M	F	TOTAL	M	F	TOTAL	M	F
Very Wrong	81%	75%	87%	69%	62%	76%	57%	48%	65%	69%	62%	76%	81%	76%	86%	69%	64%	74%	57%	49%	66%	69%	63%	75%
Wrong	13%	16%	10%	17%	19%	14%	21%	23%	19%	17%	20%	14%	12%	15%	10%	17%	19%	16%	22%	24%	20%	17%	19%	15%
A Little Wrong	4%	5%	2%	10%	14%	7%	16%	19%	12%	10%	13%	7%	4%	6%	2%	9%	12%	7%	14%	18%	10%	9%	12%	7%
Not Wrong At All	1%	1%	1%	3%	3%	2%	4%	6%	3%	3%	4%	2%	1%	2%	1%	3%	4%	2%	4%	6%	2%	3%	4%	2%
Don't Know	1%	2%	1%	1%	1%	1%	2%	3%	1%	1%	2%	1%	1%	2%	1%	2%	2%	1%	2%	3%	1%	2%	2%	1%
Percent who answered question	92%	92%	94%	95%	94%	96%	96%	95%	97%	94%	94%	95%	90%	90%	91%	95%	94%	96%	94%	94%	95%	93%	92%	94%

Iowa Youth Survey • 2014 Judicial District Results													Iowa Youth Survey • 2014 State of Iowa Results											
How wrong would your parents/guardians feel it would be for you to: Go to a party where kids under 21 were using alcohol?																								
IYS Question F19	6th Grade			8th Grade			11th Grade			All Grades			6th Grade			8th Grade			11th Grade			All Grades		
	TOTAL	M	F	TOTAL	M	F	TOTAL	M	F	TOTAL	M	F	TOTAL	M	F	TOTAL	M	F	TOTAL	M	F	TOTAL	M	F
Very Wrong	94%	93%	95%	87%	85%	89%	64%	62%	67%	82%	80%	84%	93%	92%	95%	87%	85%	88%	65%	63%	67%	82%	80%	84%
Wrong	4%	5%	3%	8%	9%	7%	19%	19%	19%	11%	11%	10%	4%	5%	3%	8%	9%	8%	20%	20%	19%	11%	11%	10%
A Little Wrong	1%	1%	1%	3%	3%	3%	11%	12%	10%	5%	6%	5%	1%	1%	1%	3%	3%	3%	10%	11%	10%	5%	5%	4%
Not Wrong At All	0%	1%	0%	1%	1%	1%	3%	4%	2%	2%	2%	1%	1%	1%	0%	1%	2%	1%	3%	4%	3%	2%	2%	1%
Don't Know	1%	1%	1%	1%	1%	1%	2%	3%	1%	1%	2%	1%	1%	1%	1%	1%	1%	1%	2%	2%	1%	1%	2%	1%
Percent who answered question	92%	91%	93%	95%	94%	96%	96%	95%	97%	94%	94%	95%	90%	90%	91%	95%	94%	96%	94%	94%	95%	93%	92%	94%



Iowa Youth Survey • 2014 Judicial District Results													Iowa Youth Survey • 2014 State of Iowa Results											
How wrong would your parents/guardians feel it would be for you to: Go to a party where kids were using drugs?																								
IYS Question F20	6th Grade			8th Grade			11th Grade			All Grades			6th Grade			8th Grade			11th Grade			All Grades		
	TOTAL	M	F	TOTAL	M	F	TOTAL	M	F	TOTAL	M	F	TOTAL	M	F	TOTAL	M	F	TOTAL	M	F	TOTAL	M	F
Very Wrong	96%	95%	97%	92%	91%	93%	79%	76%	82%	89%	87%	91%	95%	94%	96%	92%	91%	93%	80%	79%	82%	89%	88%	91%
Wrong	2%	3%	2%	6%	6%	5%	13%	14%	12%	7%	8%	6%	3%	3%	2%	5%	6%	5%	13%	13%	12%	7%	7%	6%
A Little Wrong	0%	0%	0%	1%	1%	1%	4%	5%	4%	2%	2%	2%	0%	0%	0%	1%	1%	1%	4%	4%	3%	2%	2%	2%
Not Wrong At All	1%	1%	0%	0%	0%	0%	1%	2%	1%	1%	1%	0%	0%	1%	0%	1%	1%	0%	2%	2%	1%	1%	1%	1%
Don't Know	1%	1%	1%	1%	1%	1%	2%	2%	1%	1%	1%	1%	1%	1%	1%	1%	1%	1%	2%	2%	1%	1%	1%	1%
Percent who answered question	92%	91%	93%	95%	94%	96%	96%	95%	97%	94%	93%	95%	90%	89%	91%	95%	94%	96%	94%	94%	95%	93%	92%	94%

## Section G. Community Questions

Iowa Youth Survey • 2014 Judicial District Results													Iowa Youth Survey • 2014 State of Iowa Results											
In your neighborhood or community, how difficult do you think it would be for a kid your age to get each of the following: Cigarettes?																								
IYS Question G1	6th Grade			8th Grade			11th Grade			All Grades			6th Grade			8th Grade			11th Grade			All Grades		
	TOTAL	M	F	TOTAL	M	F	TOTAL	M	F	TOTAL	M	F	TOTAL	M	F	TOTAL	M	F	TOTAL	M	F	TOTAL	M	F
Very Hard	57%	56%	59%	35%	35%	35%	13%	14%	11%	35%	35%	35%	54%	54%	55%	34%	36%	33%	13%	14%	12%	34%	34%	33%
Hard	21%	21%	20%	27%	27%	27%	16%	16%	15%	21%	21%	21%	20%	19%	20%	26%	26%	27%	16%	17%	16%	21%	21%	21%
Easy	7%	7%	7%	19%	18%	20%	34%	32%	37%	20%	19%	21%	8%	8%	8%	19%	18%	20%	35%	33%	37%	21%	20%	22%
Very Easy	3%	4%	2%	8%	9%	8%	26%	27%	25%	13%	14%	12%	3%	4%	3%	8%	9%	8%	25%	25%	25%	12%	12%	12%
Don't Know	12%	12%	12%	11%	11%	11%	11%	10%	13%	11%	11%	12%	15%	14%	15%	12%	12%	12%	11%	11%	10%	12%	12%	12%
Percent who answered question	91%	90%	92%	95%	94%	95%	96%	95%	97%	94%	93%	95%	89%	89%	90%	95%	94%	96%	95%	94%	96%	93%	92%	94%

Iowa Youth Survey • 2014 Judicial District Results													Iowa Youth Survey • 2014 State of Iowa Results																																			
In your neighborhood or community, how difficult do you think it would be for a kid your age to get each of the following: Alcoholic beverages (beer, wine, or liquor)?																																																
																									6th Grade			8th Grade			11th Grade			All Grades			6th Grade			8th Grade			11th Grade			All Grades		
																									TOTAL	M	F	TOTAL	M	F	TOTAL	M	F	TOTAL	M	F	TOTAL	M	F	TOTAL	M	F	TOTAL	M	F	TOTAL	M	F
Very Hard	55%	53%	57%	32%	32%	31%	11%	13%	9%	32%	32%	32%	53%	51%	54%	32%	33%	30%	11%	12%	9%	32%	32%	31%																								
Hard	20%	20%	19%	24%	24%	25%	13%	14%	11%	19%	19%	19%	19%	20%	19%	24%	24%	25%	14%	15%	13%	19%	20%	19%																								
Easy	10%	11%	9%	24%	24%	24%	38%	35%	40%	24%	24%	24%	10%	11%	9%	23%	21%	24%	37%	36%	39%	23%	23%	24%																								
Very Easy	4%	5%	3%	10%	10%	11%	30%	30%	30%	15%	15%	15%	4%	5%	3%	10%	10%	10%	29%	28%	31%	14%	14%	15%																								
Don't Know	11%	11%	11%	10%	10%	9%	9%	8%	10%	10%	10%	10%	14%	14%	14%	11%	11%	11%	9%	10%	8%	11%	12%	11%																								
Percent who answered question	91%	90%	92%	95%	94%	95%	96%	95%	96%	94%	93%	94%	89%	89%	90%	94%	94%	96%	94%	94%	95%	93%	92%	94%																								

Iowa Youth Survey • 2014 Judicial District Results													Iowa Youth Survey • 2014 State of Iowa Results																																			
In your neighborhood or community, how difficult do you think it would be for a kid your age to get each of the following: Marijuana (pot, weed, bud, hash)?																																																
																									6th Grade			8th Grade			11th Grade			All Grades			6th Grade			8th Grade			11th Grade			All Grades		
																									TOTAL	M	F	TOTAL	M	F	TOTAL	M	F	TOTAL	M	F	TOTAL	M	F	TOTAL	M	F	TOTAL	M	F	TOTAL	M	F
Very Hard	73%	73%	73%	51%	50%	52%	16%	18%	14%	46%	46%	46%	69%	69%	69%	50%	51%	49%	17%	18%	16%	45%	46%	45%																								
Hard	11%	11%	11%	19%	19%	20%	15%	16%	15%	15%	15%	15%	11%	11%	11%	19%	18%	20%	17%	17%	16%	16%	15%	16%																								
Easy	3%	3%	2%	11%	12%	11%	29%	27%	31%	14%	14%	15%	3%	4%	3%	12%	11%	12%	30%	28%	31%	15%	14%	15%																								
Very Easy	2%	2%	1%	6%	6%	5%	26%	27%	25%	11%	12%	11%	2%	3%	2%	7%	7%	6%	24%	23%	24%	11%	11%	11%																								
Don't Know	11%	11%	12%	12%	12%	12%	14%	13%	15%	12%	12%	13%	14%	14%	15%	13%	13%	13%	13%	14%	13%	14%	14%	14%																								
Percent who answered question	91%	90%	92%	94%	94%	95%	96%	95%	96%	94%	93%	94%	89%	89%	90%	94%	94%	95%	94%	94%	95%	93%	92%	94%																								

Iowa Youth Survey • 2014 Judicial District Results													Iowa Youth Survey • 2014 State of Iowa Results																																			
In your neighborhood or community, how difficult do you think it would be for a kid your age to get each of the following: Methamphetamines (crank)?																																																
																									6th Grade			8th Grade			11th Grade			All Grades			6th Grade			8th Grade			11th Grade			All Grades		
																									TOTAL	M	F	TOTAL	M	F	TOTAL	M	F	TOTAL	M	F	TOTAL	M	F	TOTAL	M	F	TOTAL	M	F	TOTAL	M	F
Very Hard	73%	74%	72%	58%	58%	57%	32%	35%	29%	54%	55%	53%	70%	70%	69%	56%	58%	54%	32%	36%	29%	53%	55%	51%																								
Hard	10%	10%	10%	18%	18%	19%	28%	27%	28%	19%	19%	19%	10%	10%	10%	18%	17%	20%	27%	26%	29%	19%	18%	20%																								
Easy	2%	2%	2%	6%	6%	6%	10%	9%	11%	6%	6%	6%	2%	3%	2%	6%	5%	6%	11%	10%	12%	6%	6%	7%																								
Very Easy	2%	2%	1%	3%	3%	3%	6%	7%	6%	4%	4%	3%	2%	2%	2%	3%	4%	3%	7%	7%	6%	4%	4%	4%																								
Don't Know	14%	12%	15%	15%	14%	16%	24%	21%	26%	17%	16%	19%	16%	16%	17%	16%	16%	17%	22%	21%	23%	18%	17%	19%																								
Percent who answered question	91%	90%	91%	94%	94%	95%	96%	95%	96%	94%	93%	94%	89%	88%	89%	94%	94%	95%	94%	94%	95%	92%	92%	93%																								

Iowa Youth Survey • 2014 Judicial District Results													Iowa Youth Survey • 2014 State of Iowa Results																																			
In your neighborhood or community, how difficult do you think it would be for a kid your age to get each of the following: Amphetamines <u>other than</u> methamphetamines (like stimulants, uppers, speed)?																																																
																									6th Grade			8th Grade			11th Grade			All Grades			6th Grade			8th Grade			11th Grade			All Grades		
																									TOTAL	M	F	TOTAL	M	F	TOTAL	M	F	TOTAL	M	F	TOTAL	M	F	TOTAL	M	F	TOTAL	M	F	TOTAL	M	F
Very Hard	72%	73%	71%	58%	58%	57%	32%	35%	29%	54%	55%	52%	69%	69%	68%	56%	58%	54%	32%	36%	29%	52%	54%	51%																								
Hard	11%	11%	10%	18%	18%	19%	26%	25%	26%	18%	18%	19%	10%	10%	11%	18%	17%	20%	26%	25%	27%	18%	17%	19%																								
Easy	2%	2%	2%	6%	6%	6%	12%	11%	13%	7%	6%	7%	2%	3%	2%	6%	5%	6%	12%	11%	13%	7%	6%	7%																								
Very Easy	2%	2%	1%	3%	3%	3%	7%	8%	6%	4%	4%	3%	2%	2%	2%	3%	4%	3%	7%	7%	7%	4%	4%	4%																								
Don't Know	14%	13%	15%	15%	14%	15%	23%	21%	25%	17%	16%	19%	17%	16%	17%	16%	16%	17%	22%	21%	23%	18%	18%	19%																								
Percent who answered question	91%	90%	91%	94%	94%	95%	96%	95%	96%	93%	93%	94%	89%	88%	89%	94%	94%	95%	94%	94%	95%	92%	92%	93%																								

Iowa Youth Survey • 2014 Judicial District Results													Iowa Youth Survey • 2014 State of Iowa Results																																			
In your neighborhood or community, how difficult do you think it would be for a kid your age to get each of the following: Any other illegal drug (cocaine, etc.)?																																																
																									6th Grade			8th Grade			11th Grade			All Grades			6th Grade			8th Grade			11th Grade			All Grades		
																									TOTAL	M	F	TOTAL	M	F	TOTAL	M	F	TOTAL	M	F	TOTAL	M	F	TOTAL	M	F	TOTAL	M	F	TOTAL	M	F
Very Hard	74%	74%	73%	58%	59%	57%	32%	35%	29%	54%	55%	53%	70%	70%	70%	56%	58%	54%	32%	35%	29%	53%	55%	51%																								
Hard	11%	11%	11%	18%	17%	19%	25%	25%	26%	18%	18%	18%	11%	11%	11%	18%	17%	20%	26%	25%	27%	18%	17%	19%																								
Easy	3%	3%	3%	7%	6%	8%	13%	12%	15%	8%	7%	8%	3%	3%	3%	7%	6%	8%	13%	12%	15%	8%	7%	9%																								
Very Easy	2%	2%	1%	3%	4%	3%	7%	8%	7%	4%	5%	4%	2%	2%	2%	4%	4%	3%	7%	8%	7%	4%	5%	4%																								
Don't Know	11%	11%	12%	13%	13%	14%	22%	20%	24%	16%	15%	17%	14%	14%	15%	15%	15%	15%	21%	20%	22%	17%	16%	17%																								
Percent who answered question	91%	90%	92%	94%	94%	95%	96%	95%	96%	94%	93%	94%	89%	89%	90%	94%	94%	95%	94%	94%	95%	92%	92%	93%																								

Iowa Youth Survey • 2014 Judicial District Results													Iowa Youth Survey • 2014 State of Iowa Results																																			
In your neighborhood or community, how difficult do you think it would be for a kid your age to get each of the following: A handgun?																																																
																									6th Grade			8th Grade			11th Grade			All Grades			6th Grade			8th Grade			11th Grade			All Grades		
																									TOTAL	M	F	TOTAL	M	F	TOTAL	M	F	TOTAL	M	F	TOTAL	M	F	TOTAL	M	F	TOTAL	M	F	TOTAL	M	F
Very Hard	60%	58%	61%	44%	44%	43%	30%	33%	27%	44%	45%	44%	57%	56%	59%	43%	44%	42%	28%	30%	26%	43%	44%	42%																								
Hard	18%	18%	18%	26%	26%	26%	27%	26%	28%	24%	24%	24%	17%	18%	17%	25%	24%	26%	27%	27%	28%	23%	23%	24%																								
Easy	7%	7%	6%	13%	12%	13%	15%	13%	16%	11%	11%	12%	7%	8%	7%	13%	12%	14%	17%	16%	19%	12%	12%	13%																								
Very Easy	3%	5%	2%	6%	6%	5%	9%	10%	8%	6%	7%	5%	4%	5%	3%	6%	7%	5%	9%	10%	8%	6%	7%	5%																								
Don't Know	12%	12%	12%	12%	12%	12%	19%	17%	21%	14%	14%	15%	14%	14%	15%	13%	13%	14%	18%	17%	19%	15%	15%	16%																								
Percent who answered question	91%	90%	92%	94%	94%	95%	95%	95%	96%	93%	93%	94%	89%	89%	90%	94%	93%	95%	94%	94%	95%	92%	92%	93%																								

Iowa Youth Survey • 2014 Judicial District Results													Iowa Youth Survey • 2014 State of Iowa Results																																			
In your neighborhood or community, how difficult do you think it would be for a kid your age to get each of the following: Prescription medication that is not prescribed for you by a doctor or nurse?																																																
																									6th Grade			8th Grade			11th Grade			All Grades			6th Grade			8th Grade			11th Grade			All Grades		
																									TOTAL	M	F	TOTAL	M	F	TOTAL	M	F	TOTAL	M	F	TOTAL	M	F	TOTAL	M	F	TOTAL	M	F	TOTAL	M	F
Very Hard	59%	59%	58%	40%	42%	37%	20%	23%	17%	39%	41%	37%	56%	57%	55%	39%	43%	36%	20%	24%	17%	39%	41%	36%																								
Hard	18%	17%	18%	23%	22%	24%	20%	21%	19%	20%	20%	20%	17%	16%	17%	22%	21%	22%	21%	22%	20%	20%	20%	20%																								
Easy	7%	7%	7%	16%	14%	18%	26%	24%	29%	17%	15%	18%	8%	8%	8%	16%	13%	18%	26%	22%	30%	16%	14%	18%																								
Very Easy	4%	5%	4%	9%	9%	10%	16%	15%	17%	10%	10%	10%	5%	5%	4%	9%	8%	10%	15%	14%	17%	10%	9%	10%																								
Don't Know	13%	12%	13%	12%	13%	12%	18%	17%	18%	14%	14%	14%	15%	15%	16%	14%	14%	14%	17%	18%	17%	16%	16%	15%																								
Percent who answered question	90%	89%	91%	94%	94%	95%	95%	95%	96%	93%	93%	94%	89%	88%	89%	94%	93%	95%	94%	94%	95%	92%	92%	93%																								

Iowa Youth Survey • 2014 Judicial District Results													Iowa Youth Survey • 2014 State of Iowa Results																																			
How wrong would most adults in your neighborhood and/or community feel it would be for you to: Drink beer, wine, or hard liquor (for example vodka, whiskey, gin)?																																																
																									6th Grade			8th Grade			11th Grade			All Grades			6th Grade			8th Grade			11th Grade			All Grades		
																									TOTAL	M	F	TOTAL	M	F	TOTAL	M	F	TOTAL	M	F	TOTAL	M	F	TOTAL	M	F	TOTAL	M	F	TOTAL	M	F
Very Wrong	85%	84%	87%	75%	75%	75%	47%	46%	48%	69%	68%	70%	84%	83%	86%	74%	74%	74%	47%	46%	49%	69%	68%	70%																								
Wrong	9%	10%	8%	17%	16%	17%	30%	29%	31%	19%	19%	19%	9%	10%	9%	16%	16%	17%	30%	29%	30%	18%	18%	19%																								
A Little Wrong	2%	2%	1%	4%	4%	3%	13%	14%	12%	6%	7%	6%	2%	2%	2%	4%	4%	4%	12%	13%	12%	6%	6%	6%																								
Not Wrong At All	1%	1%	1%	1%	1%	1%	3%	4%	2%	2%	2%	1%	1%	1%	1%	2%	1%	3%	4%	3%	2%	2%	1%																									
Don't Know	3%	3%	3%	4%	4%	3%	7%	8%	6%	5%	5%	4%	4%	4%	4%	5%	5%	4%	7%	8%	6%	5%	6%	5%																								
Percent who answered question	91%	90%	92%	94%	93%	95%	95%	94%	96%	94%	93%	94%	88%	88%	89%	94%	93%	95%	94%	93%	95%	92%	91%	93%																								

Iowa Youth Survey • 2014 Judicial District Results													Iowa Youth Survey • 2014 State of Iowa Results											
How wrong would most adults in your neighborhood and/or community feel it would be for you to: Smoke cigarettes?																								
IYS Question G10	6th Grade			8th Grade			11th Grade			All Grades			6th Grade			8th Grade			11th Grade			All Grades		
	TOTAL	M	F	TOTAL	M	F	TOTAL	M	F	TOTAL	M	F	TOTAL	M	F	TOTAL	M	F	TOTAL	M	F	TOTAL	M	F
	Very Wrong	86%	85%	87%	79%	79%	79%	57%	55%	58%	74%	73%	75%	85%	85%	86%	77%	78%	77%	57%	55%	58%	73%	73%
Wrong	9%	9%	8%	14%	13%	14%	27%	27%	28%	17%	17%	17%	9%	9%	8%	14%	13%	14%	27%	27%	26%	16%	16%	16%
A Little Wrong	1%	1%	1%	3%	3%	2%	7%	7%	6%	4%	4%	3%	1%	2%	1%	3%	3%	3%	7%	7%	7%	4%	4%	4%
Not Wrong At All	1%	1%	0%	1%	1%	1%	2%	3%	2%	1%	2%	1%	1%	1%	1%	1%	1%	1%	3%	3%	2%	2%	2%	1%
Don't Know	3%	3%	3%	4%	4%	3%	7%	8%	6%	5%	5%	4%	4%	4%	4%	5%	5%	4%	7%	8%	6%	5%	6%	5%
Percent who answered question	91%	90%	92%	94%	93%	95%	95%	94%	96%	93%	92%	94%	88%	88%	89%	94%	93%	95%	94%	93%	95%	92%	91%	93%

Iowa Youth Survey • 2014 Judicial District Results													Iowa Youth Survey • 2014 State of Iowa Results											
How wrong would most adults in your neighborhood and/or community feel it would be for you to: Smoke marijuana?																								
IYS Question G11	6th Grade			8th Grade			11th Grade			All Grades			6th Grade			8th Grade			11th Grade			All Grades		
	TOTAL	M	F	TOTAL	M	F	TOTAL	M	F	TOTAL	M	F	TOTAL	M	F	TOTAL	M	F	TOTAL	M	F	TOTAL	M	F
	Very Wrong	91%	90%	92%	84%	82%	85%	61%	60%	63%	78%	77%	80%	90%	89%	91%	82%	81%	82%	62%	60%	64%	78%	77%
Wrong	5%	6%	4%	10%	10%	9%	24%	24%	24%	13%	14%	12%	5%	6%	5%	10%	10%	11%	22%	22%	22%	12%	13%	12%
A Little Wrong	1%	1%	0%	2%	2%	2%	6%	6%	6%	3%	3%	3%	1%	1%	1%	2%	2%	2%	6%	7%	5%	3%	3%	3%
Not Wrong At All	0%	0%	0%	1%	1%	1%	2%	2%	2%	1%	1%	1%	0%	1%	0%	1%	1%	1%	3%	3%	2%	1%	2%	1%
Don't Know	3%	3%	3%	4%	4%	3%	7%	7%	6%	5%	5%	4%	4%	4%	3%	5%	5%	4%	7%	8%	6%	5%	6%	5%
Percent who answered question	91%	90%	92%	94%	93%	95%	95%	94%	96%	93%	92%	94%	88%	87%	89%	94%	93%	95%	93%	93%	95%	92%	91%	93%

Iowa Youth Survey • 2014 Judicial District Results													Iowa Youth Survey • 2014 State of Iowa Results											
How wrong would most adults in your neighborhood and/or community feel it would be for you to: Use <u>any</u> illegal drug <u>other than</u> alcohol, cigarettes, or marijuana?																								
IYS Question G12	6th Grade			8th Grade			11th Grade			All Grades			6th Grade			8th Grade			11th Grade			All Grades		
	TOTAL	M	F	TOTAL	M	F	TOTAL	M	F	TOTAL	M	F	TOTAL	M	F	TOTAL	M	F	TOTAL	M	F	TOTAL	M	F
	Very Wrong	91%	91%	92%	85%	84%	86%	69%	68%	70%	82%	81%	83%	90%	89%	91%	83%	83%	83%	68%	66%	70%	80%	80%
Wrong	5%	5%	4%	9%	9%	9%	20%	20%	20%	11%	12%	11%	5%	6%	5%	10%	9%	10%	20%	20%	19%	12%	12%	12%
A Little Wrong	0%	0%	0%	1%	2%	1%	3%	3%	3%	2%	2%	1%	1%	1%	1%	2%	2%	2%	3%	4%	3%	2%	2%	2%
Not Wrong At All	0%	0%	0%	1%	1%	1%	1%	2%	1%	1%	1%	1%	0%	1%	0%	1%	1%	1%	2%	2%	1%	1%	1%	1%
Don't Know	3%	3%	3%	4%	4%	3%	7%	8%	6%	5%	5%	4%	4%	4%	3%	5%	5%	4%	7%	8%	6%	5%	5%	5%
Percent who answered question	91%	90%	92%	94%	93%	95%	95%	94%	96%	93%	92%	94%	88%	88%	89%	94%	93%	95%	93%	93%	95%	92%	91%	93%

Iowa Youth Survey • 2014 Judicial District Results													Iowa Youth Survey • 2014 State of Iowa Results											
How wrong would most adults in your neighborhood and/or community feel it would be for you to: Start a physical fight with someone?																								
IYS Question G13	6th Grade			8th Grade			11th Grade			All Grades			6th Grade			8th Grade			11th Grade			All Grades		
	TOTAL	M	F	TOTAL	M	F	TOTAL	M	F	TOTAL	M	F	TOTAL	M	F	TOTAL	M	F	TOTAL	M	F	TOTAL	M	F
	Very Wrong	77%	73%	81%	68%	64%	72%	52%	47%	57%	66%	61%	70%	75%	72%	79%	67%	64%	69%	53%	48%	57%	65%	62%
Wrong	14%	16%	12%	18%	18%	17%	27%	27%	27%	20%	21%	18%	15%	16%	13%	18%	18%	18%	26%	27%	26%	20%	20%	19%
A Little Wrong	4%	6%	3%	7%	10%	5%	11%	14%	8%	8%	10%	5%	4%	6%	3%	8%	9%	6%	10%	12%	8%	7%	9%	6%
Not Wrong At All	1%	2%	1%	2%	3%	2%	3%	4%	2%	2%	3%	1%	1%	2%	1%	3%	3%	2%	3%	4%	2%	2%	3%	2%
Don't Know	4%	4%	4%	4%	5%	4%	7%	8%	6%	5%	6%	5%	4%	5%	4%	5%	6%	5%	8%	9%	6%	6%	6%	5%
Percent who answered question	91%	90%	92%	94%	93%	95%	95%	94%	96%	93%	92%	94%	88%	87%	89%	94%	93%	95%	94%	93%	95%	92%	91%	93%

Iowa Youth Survey • 2014 Judicial District Results													Iowa Youth Survey • 2014 State of Iowa Results											
How wrong would most adults in your neighborhood and/or community feel it would be for you to: Go to a party where kids under 21 were using alcohol?																								
IYS Question G14	6th Grade			8th Grade			11th Grade			All Grades			6th Grade			8th Grade			11th Grade			All Grades		
	TOTAL	M	F	TOTAL	M	F	TOTAL	M	F	TOTAL	M	F	TOTAL	M	F	TOTAL	M	F	TOTAL	M	F	TOTAL	M	F
Very Wrong	88%	87%	89%	80%	78%	81%	55%	54%	55%	74%	73%	75%	87%	85%	88%	78%	77%	78%	55%	54%	56%	73%	72%	74%
Wrong	7%	8%	6%	12%	13%	12%	26%	26%	27%	15%	16%	15%	8%	8%	7%	13%	13%	13%	26%	26%	26%	15%	15%	15%
A Little Wrong	1%	1%	1%	3%	3%	3%	10%	10%	10%	5%	5%	4%	1%	1%	1%	3%	3%	3%	9%	9%	9%	5%	5%	5%
Not Wrong At All	1%	1%	1%	1%	2%	1%	2%	3%	2%	1%	2%	1%	1%	1%	1%	1%	2%	1%	3%	3%	3%	2%	2%	1%
Don't Know	3%	3%	3%	4%	5%	4%	7%	8%	6%	5%	5%	4%	4%	4%	4%	5%	5%	5%	7%	8%	7%	5%	6%	5%
Percent who answered question	91%	90%	92%	94%	93%	95%	95%	94%	96%	93%	92%	94%	88%	87%	89%	94%	93%	95%	94%	93%	95%	92%	91%	93%

Iowa Youth Survey • 2014 Judicial District Results													Iowa Youth Survey • 2014 State of Iowa Results											
How wrong would most adults in your neighborhood and/or community feel it would be for you to: Go to a party where kids were using drugs?																								
IYS Question G15	6th Grade			8th Grade			11th Grade			All Grades			6th Grade			8th Grade			11th Grade			All Grades		
	TOTAL	M	F	TOTAL	M	F	TOTAL	M	F	TOTAL	M	F	TOTAL	M	F	TOTAL	M	F	TOTAL	M	F	TOTAL	M	F
Very Wrong	90%	89%	91%	83%	82%	84%	63%	62%	64%	79%	77%	80%	89%	88%	90%	81%	81%	81%	63%	62%	65%	78%	77%	79%
Wrong	6%	7%	5%	10%	11%	10%	24%	24%	24%	13%	14%	13%	6%	6%	6%	11%	10%	11%	23%	23%	22%	13%	13%	13%
A Little Wrong	1%	1%	1%	2%	2%	2%	5%	5%	5%	2%	3%	2%	1%	1%	1%	2%	2%	2%	5%	5%	5%	3%	3%	3%
Not Wrong At All	0%	0%	0%	1%	1%	1%	2%	2%	1%	1%	1%	1%	1%	1%	0%	1%	1%	1%	2%	2%	2%	1%	1%	1%
Don't Know	3%	3%	3%	4%	4%	4%	7%	8%	6%	5%	5%	4%	4%	4%	4%	5%	5%	5%	7%	8%	6%	5%	6%	5%
Percent who answered question	91%	90%	92%	94%	93%	95%	95%	94%	96%	93%	92%	94%	88%	87%	89%	94%	93%	95%	94%	93%	95%	92%	91%	93%



Iowa Youth Survey • 2014 Judicial District Results													Iowa Youth Survey • 2014 State of Iowa Results																																		
How wrong would most adults in your neighborhood and/or community feel it would be for you to: Use prescription drugs that were not prescribed for you, or in a way other than the directions?																																															
																								6th Grade			8th Grade			11th Grade			All Grades			6th Grade			8th Grade			11th Grade			All Grades		
																								TOTAL	M	F	TOTAL	M	F	TOTAL	M	F	TOTAL	M	F	TOTAL	M	F	TOTAL	M	F	TOTAL	M	F	TOTAL	M	F
Very Wrong	87%	86%	88%	82%	81%	82%	65%	63%	67%	78%	76%	79%	86%	85%	87%	80%	80%	79%	64%	63%	66%	77%	76%	78%																							
Wrong	8%	9%	7%	12%	12%	12%	23%	24%	22%	14%	15%	14%	8%	9%	8%	12%	11%	13%	22%	23%	22%	14%	14%	14%																							
A Little Wrong	1%	1%	1%	2%	2%	1%	4%	4%	4%	2%	2%	2%	1%	1%	1%	2%	2%	3%	4%	4%	4%	3%	3%	3%																							
Not Wrong At All	0%	0%	0%	1%	1%	1%	1%	2%	1%	1%	1%	1%	0%	1%	0%	1%	1%	1%	2%	2%	1%	1%	1%	1%																							
Don't Know	4%	3%	4%	4%	4%	4%	7%	8%	6%	5%	5%	5%	4%	4%	4%	5%	5%	5%	7%	8%	7%	5%	6%	5%																							
Percent who answered question	91%	90%	92%	94%	93%	95%	95%	94%	96%	93%	92%	94%	88%	87%	89%	93%	92%	95%	93%	93%	94%	92%	91%	93%																							

Iowa Youth Survey • 2014 Judicial District Results													Iowa Youth Survey • 2014 State of Iowa Results																																		
How wrong would most adults in your neighborhood and/or community feel it would be for you to: Use over the counter medications in a way other than the directions?																																															
																								6th Grade			8th Grade			11th Grade			All Grades			6th Grade			8th Grade			11th Grade			All Grades		
																								TOTAL	M	F	TOTAL	M	F	TOTAL	M	F	TOTAL	M	F	TOTAL	M	F	TOTAL	M	F	TOTAL	M	F	TOTAL	M	F
Very Wrong	85%	84%	87%	80%	80%	80%	63%	61%	65%	76%	75%	77%	84%	83%	85%	78%	79%	78%	63%	61%	65%	75%	75%	76%																							
Wrong	9%	11%	7%	13%	12%	14%	23%	24%	23%	15%	16%	15%	9%	10%	9%	13%	12%	13%	23%	23%	22%	15%	15%	15%																							
A Little Wrong	1%	1%	2%	2%	3%	2%	5%	5%	5%	3%	3%	3%	1%	1%	1%	3%	2%	3%	5%	5%	4%	3%	3%	3%																							
Not Wrong At All	0%	0%	0%	1%	1%	1%	1%	2%	1%	1%	1%	1%	1%	1%	1%	1%	1%	1%	2%	2%	1%	1%	1%	1%																							
Don't Know	4%	4%	4%	4%	4%	4%	7%	8%	6%	5%	5%	5%	5%	5%	4%	5%	5%	5%	7%	8%	7%	6%	6%	5%																							
Percent who answered question	90%	89%	92%	93%	92%	95%	94%	93%	95%	93%	92%	94%	87%	87%	88%	93%	92%	94%	93%	92%	94%	91%	90%	92%																							

Iowa Youth Survey • 2014 Judicial District Results													Iowa Youth Survey • 2014 State of Iowa Results											
How much do you agree or disagree that each of the following statements is true: My neighborhood is a safe place to live.																								
IYS Question G18	6th Grade			8th Grade			11th Grade			All Grades			6th Grade			8th Grade			11th Grade			All Grades		
	TOTAL	M	F	TOTAL	M	F	TOTAL	M	F	TOTAL	M	F	TOTAL	M	F	TOTAL	M	F	TOTAL	M	F	TOTAL	M	F
Strongly Agree	69%	69%	68%	61%	62%	60%	53%	58%	49%	61%	63%	59%	64%	64%	63%	58%	61%	55%	52%	54%	49%	58%	60%	56%
Agree	27%	26%	29%	34%	32%	35%	41%	37%	45%	34%	32%	36%	30%	29%	31%	35%	33%	38%	42%	39%	44%	36%	34%	38%
Disagree	3%	3%	3%	4%	4%	4%	4%	3%	5%	4%	3%	4%	4%	5%	4%	5%	5%	6%	5%	4%	6%	5%	5%	5%
Strongly Disagree	1%	1%	1%	1%	1%	1%	1%	2%	1%	1%	1%	1%	2%	2%	2%	2%	2%	2%	2%	2%	1%	2%	2%	2%
Percent who answered question	91%	90%	92%	94%	93%	95%	95%	94%	96%	93%	93%	94%	88%	88%	89%	94%	93%	95%	94%	93%	95%	92%	91%	93%

Iowa Youth Survey • 2014 Judicial District Results													Iowa Youth Survey • 2014 State of Iowa Results											
How much do you agree or disagree that each of the following statements is true: In my neighborhood there are lots of fights, crime, or illegal drugs.																								
IYS Question G19	6th Grade			8th Grade			11th Grade			All Grades			6th Grade			8th Grade			11th Grade			All Grades		
	TOTAL	M	F	TOTAL	M	F	TOTAL	M	F	TOTAL	M	F	TOTAL	M	F	TOTAL	M	F	TOTAL	M	F	TOTAL	M	F
Strongly Agree	7%	9%	4%	7%	9%	6%	6%	9%	4%	7%	9%	5%	7%	9%	6%	8%	10%	5%	7%	8%	5%	7%	9%	5%
Agree	4%	4%	4%	6%	7%	5%	7%	8%	7%	6%	6%	5%	6%	6%	5%	8%	8%	8%	9%	10%	8%	7%	8%	7%
Disagree	18%	18%	18%	24%	25%	23%	30%	29%	31%	24%	24%	24%	21%	21%	21%	25%	24%	26%	30%	29%	31%	25%	25%	26%
Strongly Disagree	71%	68%	74%	63%	59%	66%	57%	55%	58%	63%	61%	66%	66%	64%	68%	60%	58%	61%	54%	52%	56%	60%	58%	62%
Percent who answered question	90%	89%	92%	94%	93%	94%	95%	94%	96%	93%	92%	94%	87%	87%	88%	93%	92%	94%	93%	92%	94%	91%	90%	92%

Iowa Youth Survey • 2014 Judicial District Results													Iowa Youth Survey • 2014 State of Iowa Results																																			
How much do you agree or disagree that each of the following statements is true: If someone in my neighborhood or community saw me do something wrong, they would tell one of my parents (or adults who live with me).																																																
																									6th Grade			8th Grade			11th Grade			All Grades			6th Grade			8th Grade			11th Grade			All Grades		
																									TOTAL	M	F	TOTAL	M	F	TOTAL	M	F	TOTAL	M	F	TOTAL	M	F	TOTAL	M	F	TOTAL	M	F	TOTAL	M	F
Strongly Agree	56%	55%	57%	42%	43%	41%	29%	30%	27%	42%	42%	42%	55%	55%	56%	44%	45%	42%	29%	30%	29%	43%	43%	42%																								
Agree	33%	32%	35%	41%	40%	42%	48%	49%	46%	41%	40%	41%	33%	32%	33%	39%	38%	41%	47%	48%	46%	40%	39%	40%																								
Disagree	7%	9%	5%	13%	13%	13%	18%	16%	21%	13%	13%	13%	8%	8%	7%	13%	12%	13%	18%	17%	19%	13%	13%	13%																								
Strongly Disagree	3%	4%	3%	4%	4%	4%	6%	5%	6%	4%	4%	4%	4%	4%	4%	4%	5%	4%	5%	5%	6%	4%	5%	4%																								
Percent who answered question	90%	88%	91%	94%	93%	94%	95%	94%	95%	93%	92%	94%	87%	86%	88%	93%	92%	94%	93%	92%	94%	91%	90%	92%																								

Iowa Youth Survey • 2014 Judicial District Results													Iowa Youth Survey • 2014 State of Iowa Results																																			
How much do you agree or disagree that each of the following statements is true: Adults in my community care about people my age.																																																
																									6th Grade			8th Grade			11th Grade			All Grades			6th Grade			8th Grade			11th Grade			All Grades		
																									TOTAL	M	F	TOTAL	M	F	TOTAL	M	F	TOTAL	M	F	TOTAL	M	F	TOTAL	M	F	TOTAL	M	F	TOTAL	M	F
Strongly Agree	63%	62%	64%	46%	48%	44%	27%	30%	23%	45%	46%	44%	61%	60%	61%	45%	47%	42%	27%	30%	24%	44%	46%	43%																								
Agree	30%	31%	29%	41%	40%	42%	49%	48%	50%	40%	40%	40%	31%	31%	31%	40%	38%	41%	49%	48%	50%	40%	39%	41%																								
Disagree	5%	5%	5%	10%	10%	10%	20%	17%	22%	12%	11%	13%	6%	6%	6%	12%	11%	13%	19%	18%	20%	12%	12%	13%																								
Strongly Disagree	2%	2%	2%	3%	2%	4%	4%	4%	4%	3%	3%	3%	3%	3%	2%	4%	4%	4%	5%	5%	5%	4%	4%	4%																								
Percent who answered question	90%	89%	91%	93%	93%	94%	94%	94%	95%	93%	92%	93%	87%	87%	88%	93%	92%	94%	93%	92%	94%	91%	90%	92%																								

Iowa Youth Survey • 2014 Judicial District Results													Iowa Youth Survey • 2014 State of Iowa Results											
How much do you agree or disagree that each of the following statements is true: My neighbors get along well with each other.																								
IYS Question G22	6th Grade			8th Grade			11th Grade			All Grades			6th Grade			8th Grade			11th Grade			All Grades		
	TOTAL	M	F	TOTAL	M	F	TOTAL	M	F	TOTAL	M	F	TOTAL	M	F	TOTAL	M	F	TOTAL	M	F	TOTAL	M	F
Strongly Agree	64%	64%	64%	50%	52%	49%	34%	37%	30%	49%	51%	48%	61%	62%	60%	49%	52%	46%	35%	37%	33%	48%	50%	46%
Agree	28%	28%	27%	39%	38%	41%	53%	50%	56%	40%	39%	41%	29%	29%	30%	39%	37%	41%	52%	51%	54%	40%	39%	41%
Disagree	6%	5%	6%	8%	8%	8%	10%	9%	11%	8%	7%	8%	7%	6%	7%	9%	8%	9%	10%	9%	11%	9%	8%	9%
Strongly Disagree	2%	3%	2%	2%	2%	2%	3%	3%	3%	3%	3%	3%	3%	3%	3%	3%	3%	3%	3%	3%	3%	3%	3%	3%
Percent who answered question	90%	88%	91%	94%	93%	95%	94%	94%	95%	93%	92%	94%	87%	86%	88%	93%	92%	94%	93%	92%	94%	91%	90%	92%

Iowa Youth Survey • 2014 Judicial District Results													Iowa Youth Survey • 2014 State of Iowa Results											
How much do you agree or disagree that each of the following statements is true: There are enough places for kids my age to go that are alcohol and drug free.																								
IYS Question G23	6th Grade			8th Grade			11th Grade			All Grades			6th Grade			8th Grade			11th Grade			All Grades		
	TOTAL	M	F	TOTAL	M	F	TOTAL	M	F	TOTAL	M	F	TOTAL	M	F	TOTAL	M	F	TOTAL	M	F	TOTAL	M	F
Strongly Agree	67%	68%	66%	55%	57%	54%	34%	38%	30%	52%	54%	50%	64%	64%	63%	53%	56%	49%	33%	36%	30%	50%	52%	47%
Agree	18%	18%	18%	29%	28%	30%	45%	44%	46%	31%	31%	31%	19%	19%	19%	30%	28%	31%	45%	44%	45%	31%	30%	32%
Disagree	4%	4%	5%	8%	7%	8%	14%	11%	17%	9%	8%	10%	6%	6%	7%	9%	8%	11%	15%	13%	17%	10%	9%	12%
Strongly Disagree	10%	9%	11%	8%	8%	8%	7%	6%	7%	8%	8%	9%	11%	10%	12%	8%	8%	8%	7%	7%	8%	9%	8%	9%
Percent who answered question	89%	88%	89%	93%	93%	94%	94%	94%	95%	92%	92%	93%	86%	86%	86%	93%	92%	94%	93%	92%	94%	90%	90%	91%

Iowa Youth Survey • 2014 Judicial District Results													Iowa Youth Survey • 2014 State of Iowa Results											
How much do you agree or disagree that each of the following statements is true: Adults in my neighborhood or community let me know they are proud of me when I do something well.																								
IYS Question G24	6th Grade			8th Grade			11th Grade			All Grades			6th Grade			8th Grade			11th Grade			All Grades		
	TOTAL	M	F	TOTAL	M	F	TOTAL	M	F	TOTAL	M	F	TOTAL	M	F	TOTAL	M	F	TOTAL	M	F	TOTAL	M	F
Strongly Agree	47%	48%	45%	33%	36%	30%	21%	25%	16%	33%	36%	30%	47%	48%	45%	34%	39%	30%	22%	26%	19%	34%	38%	31%
Agree	33%	32%	33%	34%	34%	35%	36%	38%	34%	35%	35%	34%	32%	31%	33%	33%	33%	34%	37%	39%	36%	34%	34%	34%
Disagree	14%	13%	15%	22%	19%	24%	28%	24%	31%	21%	19%	23%	14%	13%	15%	22%	19%	25%	26%	23%	29%	21%	18%	23%
Strongly Disagree	7%	7%	7%	11%	10%	11%	15%	12%	19%	11%	10%	12%	7%	7%	7%	11%	10%	12%	14%	12%	16%	11%	10%	12%
Percent who answered question	89%	88%	91%	93%	92%	94%	94%	94%	95%	92%	91%	93%	86%	86%	87%	92%	92%	94%	93%	92%	94%	90%	90%	91%

Iowa Youth Survey • 2014 Judicial District Results													Iowa Youth Survey • 2014 State of Iowa Results											
How much do you agree or disagree that each of the following statements is true: Adults in my neighborhood or community help me when I need help.																								
IYS Question G25	6th Grade			8th Grade			11th Grade			All Grades			6th Grade			8th Grade			11th Grade			All Grades		
	TOTAL	M	F	TOTAL	M	F	TOTAL	M	F	TOTAL	M	F	TOTAL	M	F	TOTAL	M	F	TOTAL	M	F	TOTAL	M	F
Strongly Agree	52%	52%	53%	39%	41%	38%	23%	27%	19%	38%	39%	37%	51%	51%	51%	38%	41%	35%	24%	27%	21%	38%	40%	36%
Agree	31%	31%	31%	36%	36%	36%	43%	44%	43%	37%	37%	37%	32%	31%	32%	35%	34%	36%	43%	43%	42%	36%	36%	37%
Disagree	11%	11%	11%	16%	16%	16%	22%	20%	25%	17%	16%	17%	12%	12%	12%	18%	16%	19%	23%	21%	24%	17%	16%	18%
Strongly Disagree	5%	6%	5%	9%	7%	10%	11%	9%	14%	8%	8%	9%	6%	6%	5%	9%	8%	10%	11%	9%	12%	9%	8%	9%
Percent who answered question	89%	88%	91%	93%	92%	94%	94%	94%	95%	92%	91%	93%	86%	86%	87%	92%	91%	94%	93%	92%	94%	90%	90%	91%

Iowa Youth Survey • 2014 Judicial District Results													Iowa Youth Survey • 2014 State of Iowa Results											
How much do you agree or disagree that each of the following statements is true: Adults in my neighborhood or community spend time talking to me.																								
IYS Question G26	6th Grade			8th Grade			11th Grade			All Grades			6th Grade			8th Grade			11th Grade			All Grades		
	TOTAL	M	F	TOTAL	M	F	TOTAL	M	F	TOTAL	M	F	TOTAL	M	F	TOTAL	M	F	TOTAL	M	F	TOTAL	M	F
Strongly Agree	42%	40%	43%	35%	36%	34%	21%	25%	17%	32%	33%	31%	41%	40%	42%	33%	35%	30%	22%	25%	20%	32%	33%	31%
Agree	33%	33%	33%	34%	33%	35%	40%	41%	39%	36%	36%	36%	33%	33%	34%	34%	33%	35%	40%	41%	40%	36%	36%	36%
Disagree	17%	18%	16%	21%	21%	21%	26%	23%	28%	21%	21%	22%	17%	18%	16%	22%	21%	23%	25%	24%	27%	21%	21%	22%
Strongly Disagree	9%	10%	8%	11%	11%	11%	13%	11%	15%	11%	11%	11%	9%	10%	8%	11%	11%	12%	12%	11%	14%	11%	11%	11%
Percent who answered question	89%	88%	90%	93%	92%	94%	94%	93%	95%	92%	91%	93%	86%	86%	87%	93%	92%	94%	93%	92%	94%	90%	90%	91%

**Section II. Alcohol, Tobacco, and Other Drug Use Tables**

Iowa Youth Survey • 2014 Judicial District Results												Iowa Youth Survey • 2014 State of Iowa Results												
Alcohol Use Current (Past 30 Day Use): B16, B17, B18, B19, B20, B21 Ever: B15, B16, B17, B18, B19, B20, B21																								
Any Alcohol Use	6th Grade			8th Grade			11th Grade			All Grades			6th Grade			8th Grade			11th Grade			All Grades		
	TOTAL	M	F	TOTAL	M	F	TOTAL	M	F	TOTAL	M	F	TOTAL	M	F	TOTAL	M	F	TOTAL	M	F	TOTAL	M	F
Current	2%	3%	1%	6%	8%	5%	23%	23%	23%	10%	11%	9%	3%	3%	2%	6%	7%	6%	23%	23%	23%	10%	11%	10%
Ever	15%	18%	11%	22%	26%	19%	51%	51%	52%	29%	32%	27%	15%	19%	12%	24%	25%	22%	52%	51%	53%	30%	31%	28%

Iowa Youth Survey • 2014 Judicial District Results												Iowa Youth Survey • 2014 State of Iowa Results												
Tobacco Use Current (Past 30 Day Use): B30, B34, B35, B36, B37 Ever: B29, B30, B31, B32, B33, B34, B35, B36, B37																								
Any Tobacco Use	6th Grade			8th Grade			11th Grade			All Grades			6th Grade			8th Grade			11th Grade			All Grades		
	TOTAL	M	F	TOTAL	M	F	TOTAL	M	F	TOTAL	M	F	TOTAL	M	F	TOTAL	M	F	TOTAL	M	F	TOTAL	M	F
Current	1%	1%	0%	3%	4%	2%	14%	18%	11%	6%	8%	4%	1%	1%	1%	4%	4%	3%	14%	17%	11%	6%	7%	5%
Ever	2%	2%	2%	7%	8%	5%	24%	28%	19%	11%	13%	9%	3%	3%	2%	8%	8%	7%	23%	27%	20%	11%	12%	9%
Cigarettes Current: B30, B34 Ever: B30, B31, B32, B34																								
Current	1%	1%	0%	2%	3%	2%	10%	11%	9%	4%	5%	4%	1%	1%	1%	3%	3%	3%	10%	10%	10%	4%	4%	4%
Ever	1%	1%	1%	5%	6%	4%	17%	19%	15%	8%	9%	7%	1%	2%	1%	5%	6%	5%	17%	18%	16%	8%	8%	7%
Cigars B35																								
Current	0%	0%	0%	1%	1%	0%	5%	8%	3%	2%	3%	1%	0%	0%	0%	1%	1%	1%	5%	8%	3%	2%	3%	1%
Smokeless Tobacco Current: B36 Ever: B33, B36																								
Current	0%	0%	0%	1%	2%	1%	6%	11%	2%	3%	4%	1%	0%	0%	0%	1%	2%	1%	6%	10%	2%	2%	4%	1%
Ever	1%	1%	0%	2%	4%	1%	12%	19%	6%	5%	8%	2%	1%	1%	0%	3%	4%	1%	11%	17%	5%	5%	7%	2%
Dissolvable Tobacco B37																								
Current	0%	0%	0%	1%	1%	0%	1%	2%	0%	1%	1%	0%	0%	0%	0%	1%	1%	0%	1%	1%	1%	1%	1%	0%

Iowa Youth Survey • 2014 Judicial District Results												Iowa Youth Survey • 2014 State of Iowa Results												
Electronic Cigarette Use																								
Electronic Cigarettes	6th Grade			8th Grade			11th Grade			All Grades			6th Grade			8th Grade			11th Grade			All Grades		
	TOTAL	M	F	TOTAL	M	F	TOTAL	M	F	TOTAL	M	F	TOTAL	M	F	TOTAL	M	F	TOTAL	M	F	TOTAL	M	F
Current	2%	3%	2%	4%	5%	2%	12%	14%	9%	6%	7%	5%	3%	4%	3%	4%	5%	3%	11%	13%	9%	6%	7%	5%

Iowa Youth Survey • 2014 Judicial District Results												Iowa Youth Survey • 2014 State of Iowa Results												
Other Drug Use																								
Any Other Drug Use																								
Current (Past 30 Day Use): B40, B42, B43, B44, B45, B46, B47, B48, B49, B50 Ever: B39, B40, B41, B42, B43, B44, B45, B46, B47, B48, B49, B50, B51																								
Any Other Drug Use	6th Grade			8th Grade			11th Grade			All Grades			6th Grade			8th Grade			11th Grade			All Grades		
	TOTAL	M	F	TOTAL	M	F	TOTAL	M	F	TOTAL	M	F	TOTAL	M	F	TOTAL	M	F	TOTAL	M	F	TOTAL	M	F
Current	10%	11%	8%	8%	9%	7%	17%	17%	16%	11%	13%	10%	10%	11%	8%	9%	9%	9%	17%	17%	16%	12%	12%	11%
Ever	14%	16%	12%	13%	15%	12%	27%	29%	25%	18%	20%	16%	14%	16%	11%	15%	15%	14%	28%	28%	27%	18%	20%	17%
<b>Amphetamines</b>	B49																							
Current	0%	0%	1%	1%	1%	0%	2%	3%	2%	1%	1%	1%	1%	1%	0%	1%	1%	0%	2%	2%	1%	1%	1%	1%
<b>Cocaine</b>	B47																							
Current	1%	0%	1%	1%	1%	1%	2%	3%	1%	1%	1%	1%	1%	1%	1%	1%	1%	1%	1%	2%	1%	1%	1%	1%
<b>Inhalants</b>	Current (Past 30 Day Use): B42 Ever: B42, B51																							
Current	2%	2%	2%	2%	2%	2%	1%	2%	1%	2%	2%	2%	2%	2%	2%	2%	2%	2%	1%	2%	1%	2%	2%	2%
Ever	7%	7%	7%	7%	8%	6%	5%	6%	4%	6%	7%	5%	7%	8%	6%	7%	8%	6%	5%	6%	4%	6%	7%	6%
<b>Marijuana</b>	Current (Past 30 Day Use): B40 Ever: B39, B40, B41																							
Current	0%	0%	0%	2%	2%	1%	11%	12%	10%	4%	5%	4%	0%	1%	0%	2%	3%	2%	11%	12%	10%	4%	5%	4%
Ever	1%	1%	1%	4%	5%	4%	22%	24%	20%	9%	10%	8%	1%	1%	1%	5%	6%	5%	22%	22%	21%	9%	10%	9%

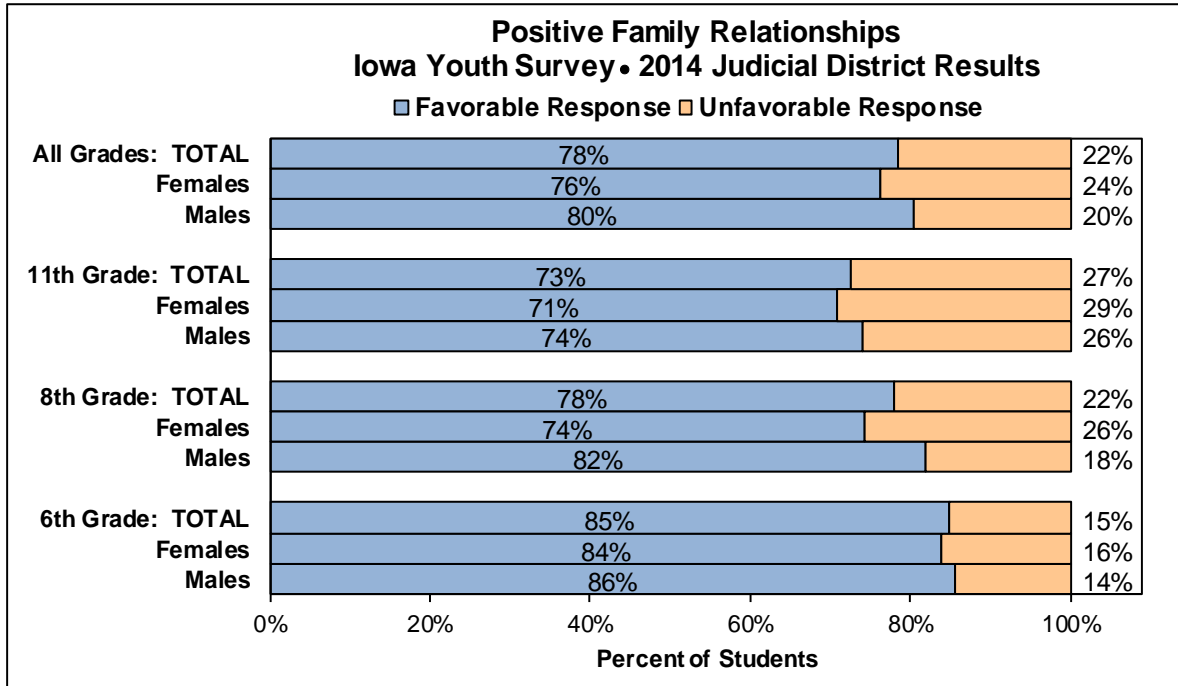
Note: Questions included in the "Drug Use: Current" and "Drug Use: Ever" categories vary each survey year, depending on what questions are included in the IYS. Caution is recommended when comparing across survey years, with a careful review of component questions selected.  
(table continued on following page)



Iowa Youth Survey • 2014 Judicial District Results													Iowa Youth Survey • 2014 State of Iowa Results											
Other Drug Use (continued from previous page)																								
	6th Grade			8th Grade			11th Grade			All Grades			6th Grade			8th Grade			11th Grade			All Grades		
	TOTAL	M	F	TOTAL	M	F	TOTAL	M	F	TOTAL	M	F	TOTAL	M	F	TOTAL	M	F	TOTAL	M	F	TOTAL	M	F
<b>Methamphetamine</b>	B48																							
<b>Current</b>	0%	0%	0%	0%	1%	0%	1%	2%	0%	1%	1%	0%	0%	0%	0%	1%	1%	0%	1%	1%	1%	1%	1%	0%
<b>Over the Counter Medications</b>	(taken differently than the directions) B43																							
<b>Current</b>	2%	2%	2%	2%	2%	2%	5%	4%	6%	3%	3%	3%	2%	2%	2%	3%	2%	3%	5%	5%	5%	3%	3%	3%
<b>Prescription Medication</b>	(taken without Doctor's prescription) B44																							
<b>Current</b>	2%	2%	2%	2%	2%	2%	5%	5%	5%	3%	3%	3%	2%	2%	2%	3%	2%	3%	5%	5%	5%	3%	3%	4%
<b>Prescription Medication</b>	(prescribed to you by your Doctor and taken differently than the directions) B45																							
<b>Current</b>	5%	6%	4%	3%	3%	3%	3%	3%	3%	4%	4%	3%	5%	6%	4%	3%	3%	3%	4%	4%	4%	4%	4%	4%
<b>Steroid Use</b>	(taken without Doctor's prescription) B46																							
<b>Current</b>	1%	1%	1%	1%	1%	0%	1%	1%	0%	1%	1%	0%	1%	1%	1%	1%	1%	1%	1%	2%	1%	1%	1%	1%
<b>Synthetic Drugs</b>	B50																							
<b>Current</b>	1%	1%	1%	1%	1%	1%	2%	2%	2%	1%	1%	1%	1%	1%	1%	1%	1%	1%	2%	2%	1%	1%	1%	1%

**Section III. Construct Figures**

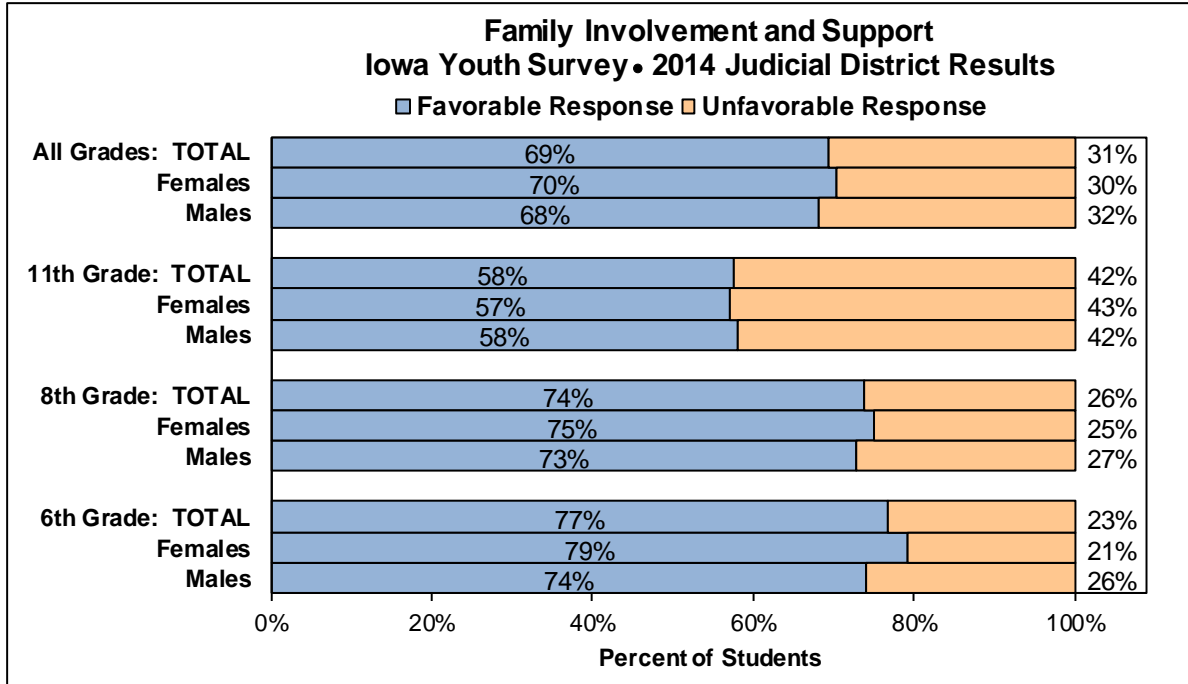
**SECURE AND SUPPORTIVE FAMILY**



**2014 IYS Questions: F2; F4; F5; F6.** How much do you agree or disagree that each of the following statements is true: I have a happy home; I feel very close to at least one of my parents/guardians; I can talk about the things that bother me or I don't understand with someone in my home; I can get help and support when I need it from someone in my home?

**Responses:** "Strongly agree" or "agree" are coded as favorable and "strongly disagree" or "disagree" are coded as unfavorable.

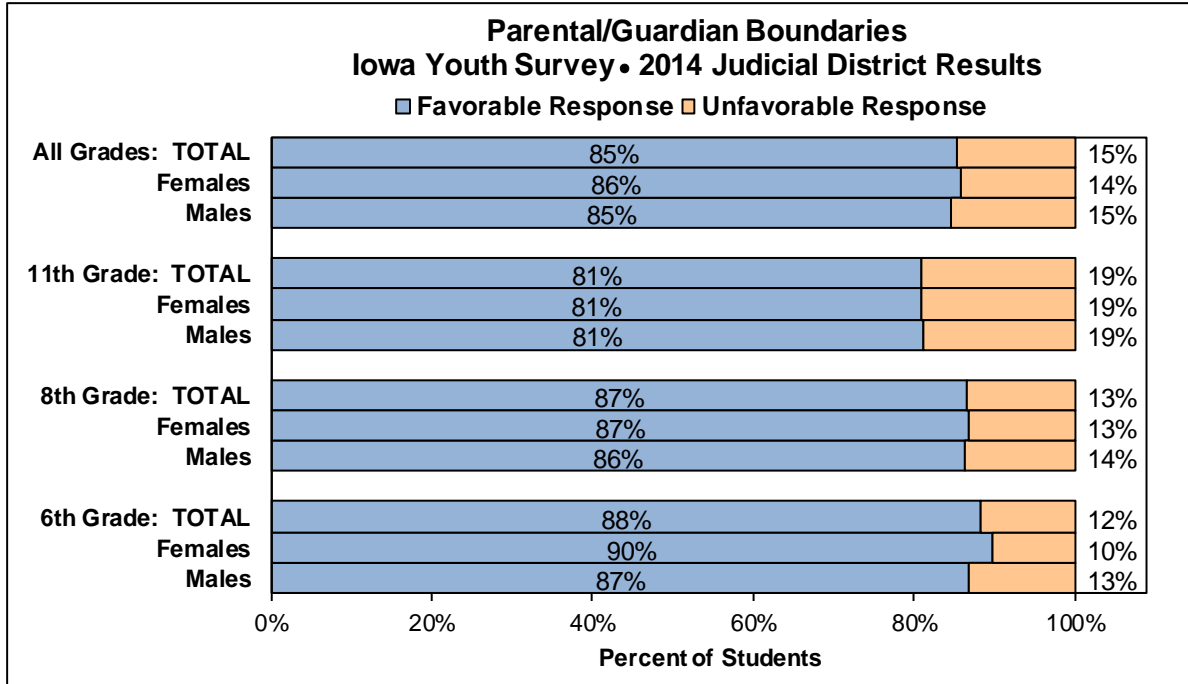
**Note:** The blue portion of the bars represents the percent of respondents who responded favorably to all questions used to compute this construct; the orange portion represents the percent of respondents who responded unfavorably to at least one question included in this construct.



**2014 IYS Questions: F7; F8; F9; F10; F11; F12.** How often do the following occur: a parent/guardian knows where I am and who I am with, especially in the evening and on weekends; a parent/guardian checks to make sure I have done the things I am supposed to do (school, homework, household chores, get home on time, etc.); a parent/guardian generally finds out if I have done something wrong, and then punishes me; when I am doing a good job, someone in my home lets me know about it; someone in my home helps me with my homework; at least one of my parents/guardians goes to school activities that I am involved in?

**Responses:** "Always," "often," or "sometimes" are coded as favorable and "never" is coded as unfavorable.

**Note:** The blue portion of the bars represents the percent of respondents who responded favorably to all questions used to compute this construct; the orange portion represents the percent of respondents who responded unfavorably to at least one question included in this construct.

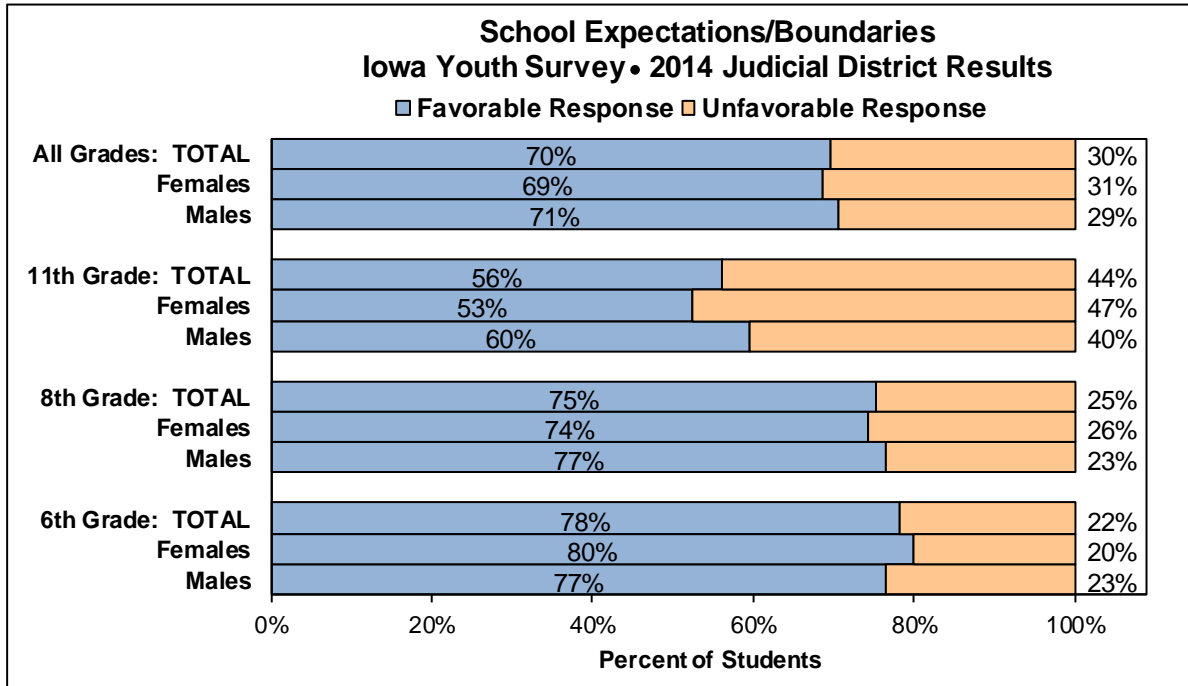


**2014 IYS Questions: E37; F1.** How much do you agree or disagree that each of the following statements is true: If I got in trouble at school for breaking a rule, at least one of my parents/guardians would support the school's disciplinary action; in my home there are clear rules about what I can and cannot do?

**Responses:** "Strongly agree" or "agree" are coded as favorable and "strongly disagree" or "disagree" are coded as unfavorable.

**Note:** The blue portion of the bars represents the percent of respondents who responded favorably to all questions used to compute this construct; the orange portion represents the percent of respondents who responded unfavorably to at least one question included in this construct.

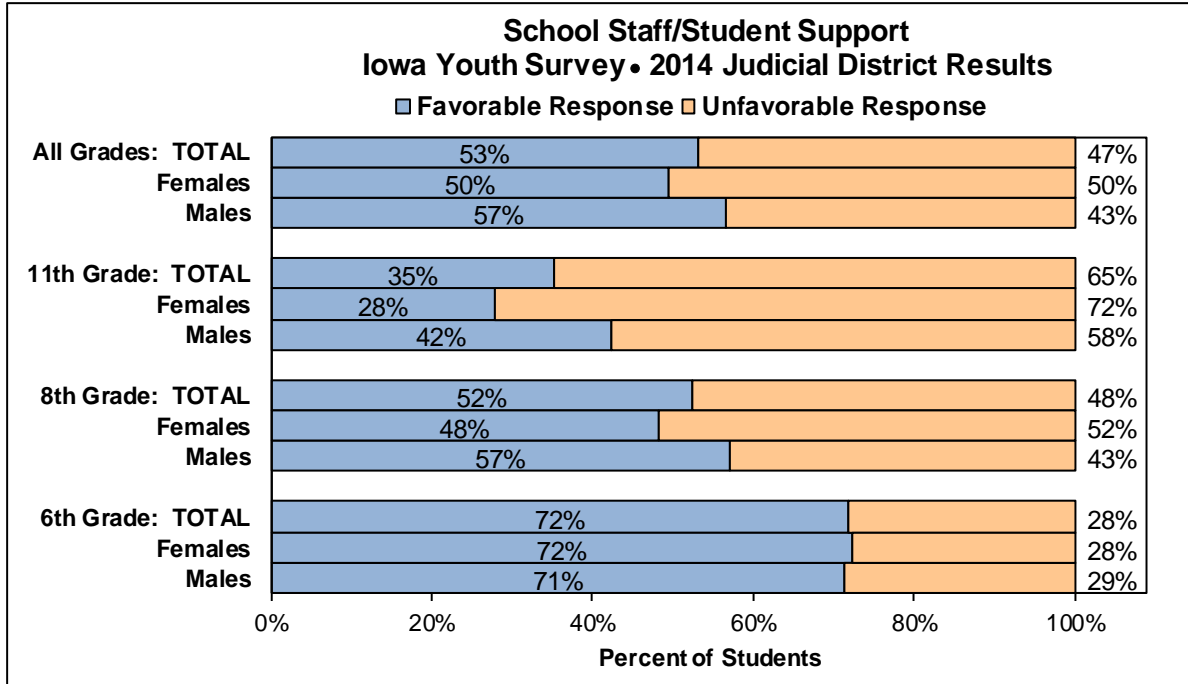
**SAFE AND SUPPORTIVE SCHOOL CLIMATE**



**2014 IYS Questions: E33; E34; E35; E36; E55.** How much do you agree or disagree that each of the following statements is true: There are clear rules about what students can and cannot do; the school principal and teachers consistently enforce school rules; if I skipped school at least one of my parents/guardians would be notified; students caught drinking, smoking, or using an illegal drug are not allowed to participate in any extracurricular activity for some time period; my school lets a parent/guardian know if I've done something wrong?

**Responses:** "Strongly agree" or "agree" are coded as favorable and "strongly disagree" or "disagree" are coded as unfavorable.

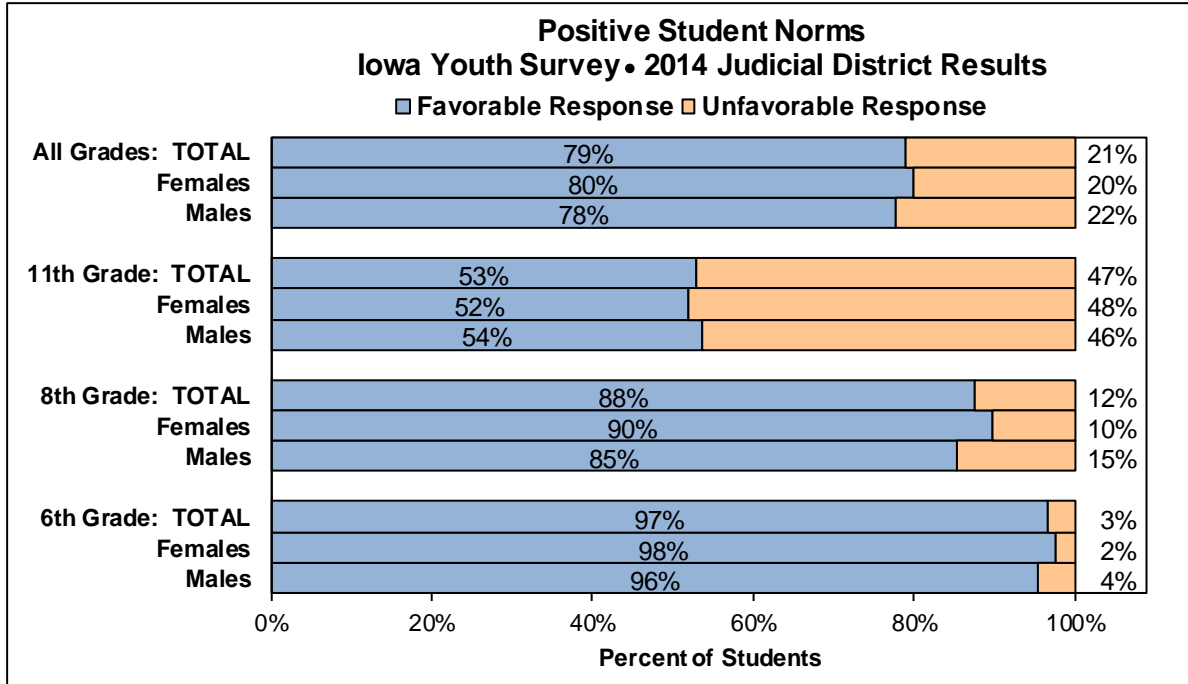
**Note:** The blue portion of the bars represents the percent of respondents who responded favorably to all questions used to compute this construct; the orange portion represents the percent of respondents who responded unfavorably to at least one question included in this construct.



**2014 IYS Questions: E43; E44; E45; E49; E54; E56.** How much do you agree or disagree that each of the following statements is true: my teachers care about me; my teachers are available to talk with students one-on-one; my teachers notice when I am doing a good job and let me know about it; students in my school treat each other with respect; my school lets a parent/guardian know if I'm doing a good job; there is at least one adult at school that I could go to for help with a problem?

**Responses:** "Strongly agree" or "agree" are coded as favorable and "strongly disagree" or "disagree" are coded as unfavorable.

**Note:** The blue portion of the bars represents the percent of respondents who responded favorably to all questions used to compute this construct; the orange portion represents the percent of respondents who responded unfavorably to at least one question included in this construct.



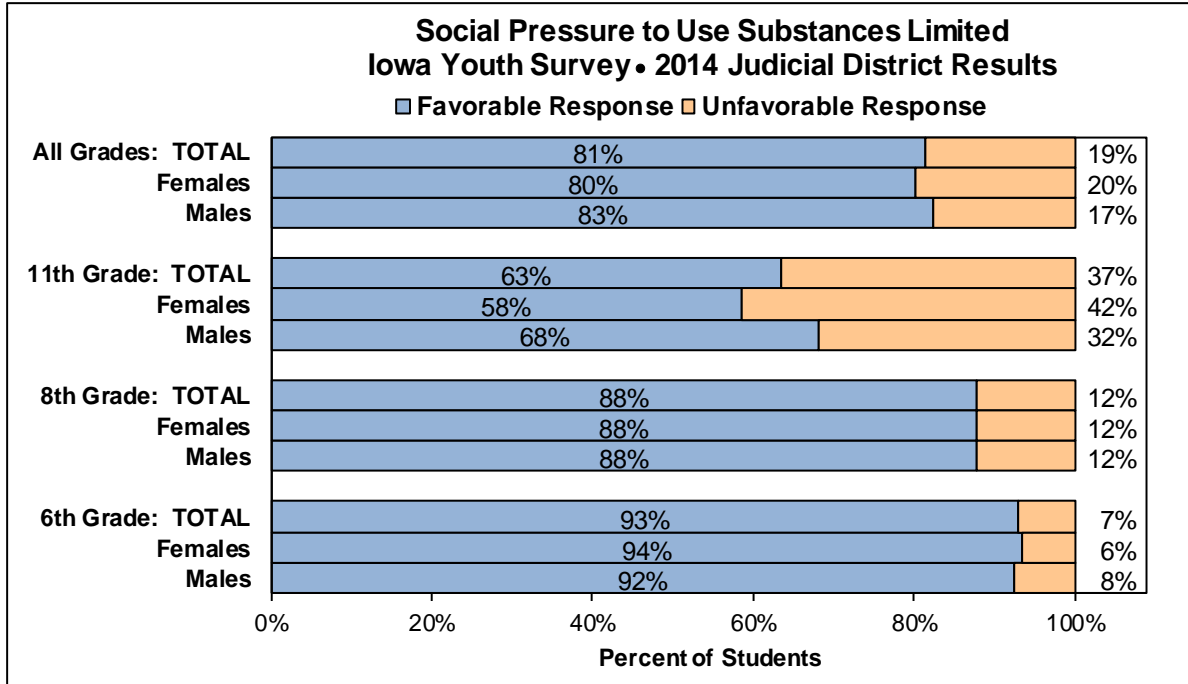
**2014 IYS Questions: D5; D6; D7; D9; D10; E41.** How wrong would most of the students in your school (not just your best friends) feel it would be for you to: drink beer, wine, or hard liquor (for example vodka, whiskey, gin); smoke cigarettes; smoke marijuana; go to a party where kids under 21 were using alcohol; go to a party where kids were using drugs; start a physical fight with someone;?

**Responses:** "Very wrong," "wrong," "a little wrong," or "don't know" are coded as favorable and "not wrong at all" are coded as unfavorable.

**Note:** The blue portion of the bars represents the percent of respondents who responded favorably to all questions used to compute this construct; the orange portion represents the percent of respondents who responded unfavorably to at least one question included in this construct.

**Additional Information:** Additional questions were added to the Iowa Youth Survey which pertain to this construct. However, those items were not included in the construct to maintain continuity with previous reports. The relevant questions are:

- How wrong would most of the students in your school (not just your best friends) feel it would be for you to:
  - Use prescription drugs that were not prescribed for you?
  - Use prescription drugs that were prescribed to you but in a way other than the directions?
  - Carry a gun, knife, club, or other weapon to school or a school event?



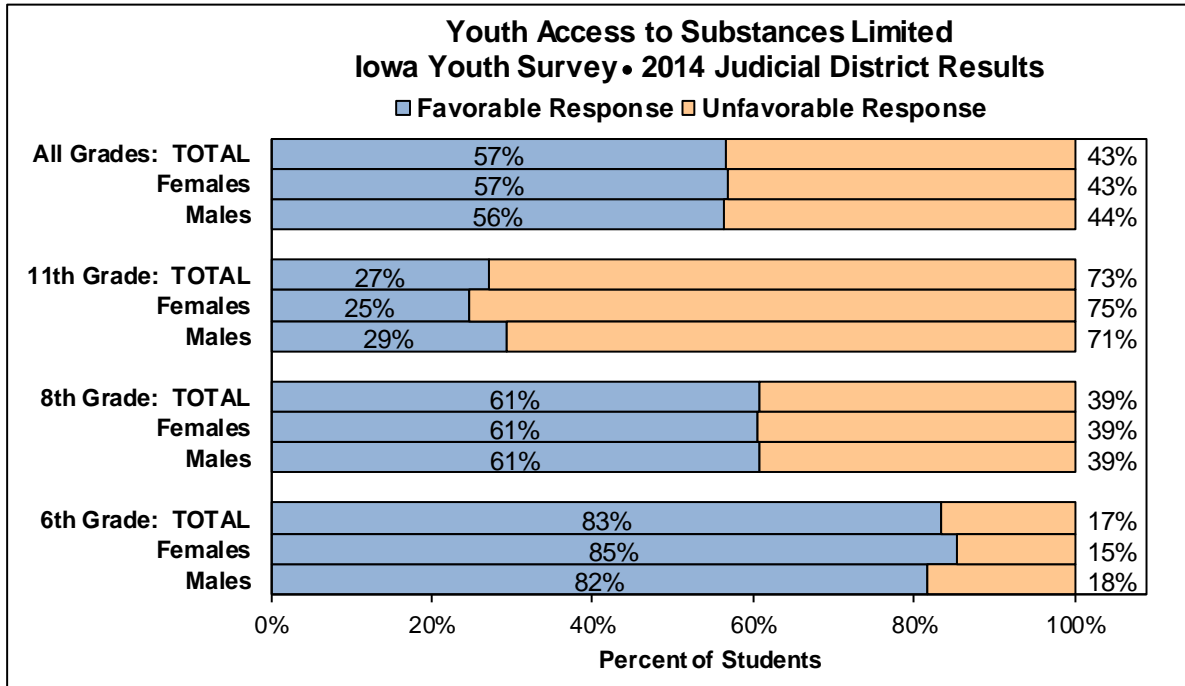
**2014 IYS Questions: D1; D2; D3; D4.** Would you be more or less popular (respected or cool) with the other students in your school if you: smoked cigarettes; drank alcoholic beverages; smoked marijuana; used any other illegal drug?

**Responses:** “Less popular,” “a lot less popular,” or “wouldn’t change my popularity” are coded as favorable and “a lot more popular” or “more popular” are coded as unfavorable.

**Note:** The blue portion of the bars represents the percent of respondents who responded favorably to all questions used to compute this construct; the orange portion represents the percent of respondents who responded unfavorably to at least one question included in this construct.



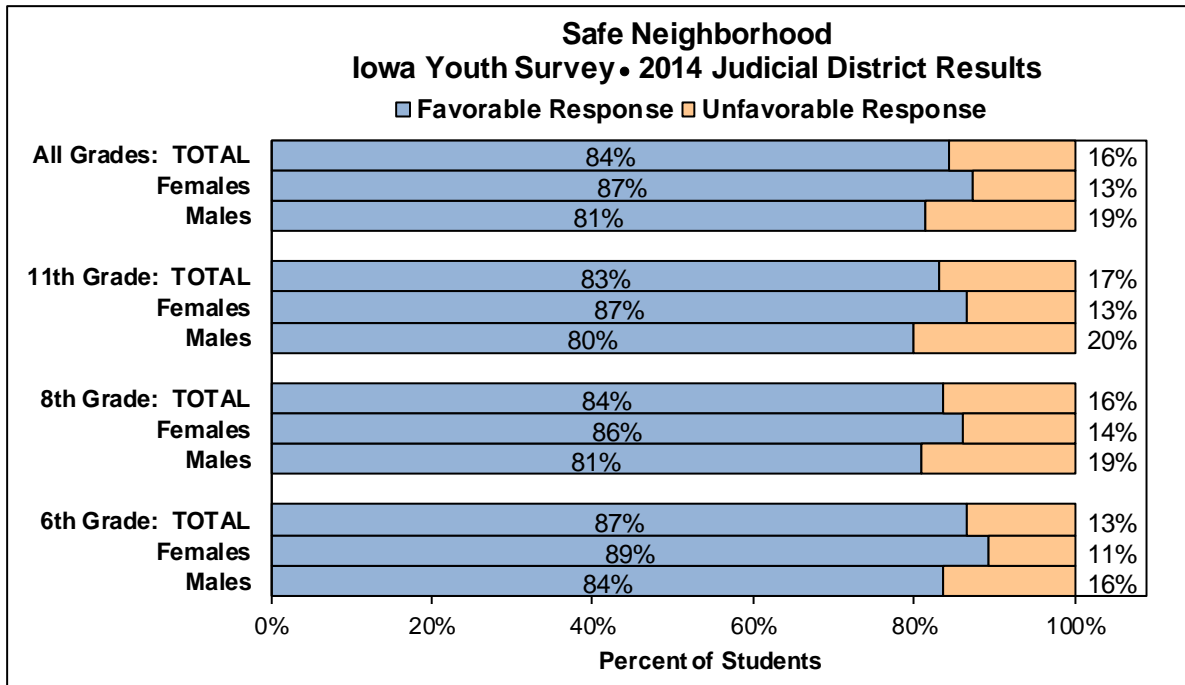
**SAFE AND SUPPORTIVE COMMUNITY**



**2014 IYS Questions: G1; G2; G3; G4; G5; G6.** In your neighborhood or community, how difficult do you think it would be for a kid your age to get each of the following: cigarettes; alcoholic beverages (beer, wine or liquor); marijuana (pot, weed, bud, hash); methamphetamines (crank); amphetamines other than methamphetamines (like stimulants, uppers, speed); any other illegal drug (cocaine, etc.)?

**Responses:** "Very hard," "hard," or "don't know" are coded as favorable and "easy" or "very easy" are coded as unfavorable.

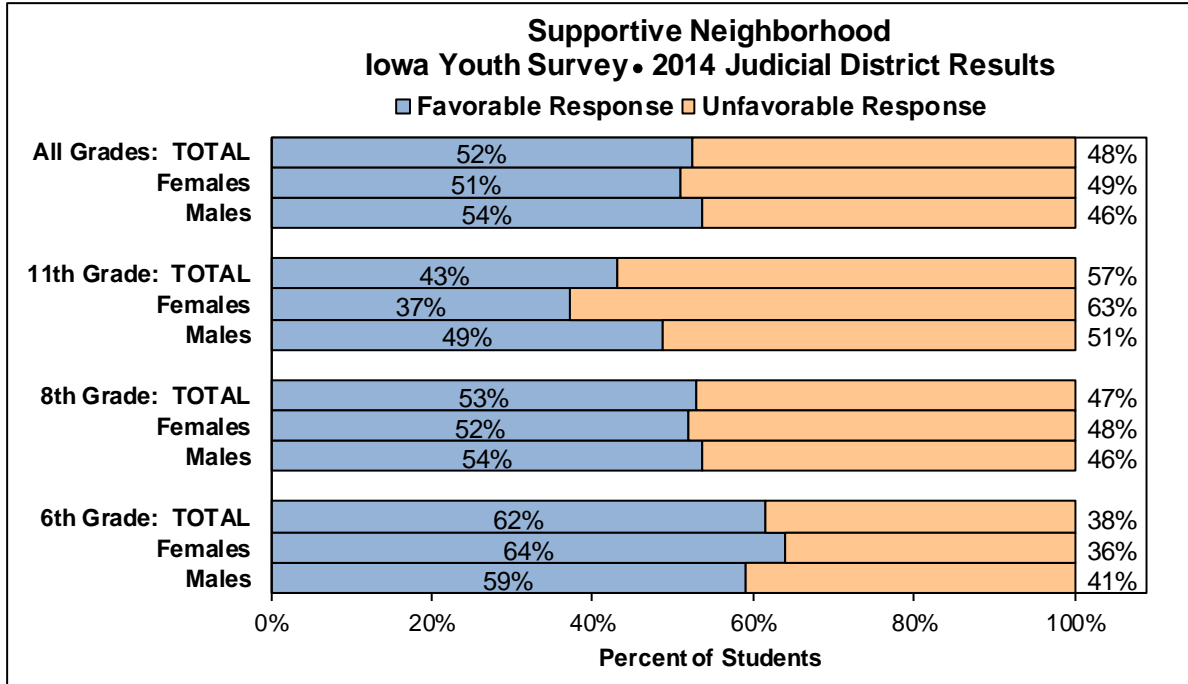
**Note:** The blue portion of the bars represents the percent of respondents who responded favorably to all questions used to compute this construct; the orange portion represents the percent of respondents who responded unfavorably to at least one question included in this construct.



**2014 IYS Questions: G18; G19.** How much do you agree or disagree that each of the following statements is true: my neighborhood is a safe place to live; in my neighborhood there are lots of fights, crime, or illegal drugs?

**Responses: G18** - "strongly agree" or "agree" are coded as favorable and "strongly disagree" or "disagree" are coded as unfavorable. **G19** - "strongly disagree" or "disagree" are coded as favorable and "strongly agree" or "agree" are coded as unfavorable.

**Note:** The blue portion of the bars represents the percent of respondents who responded favorably to all questions used to compute this construct; the orange portion represents the percent of respondents who responded unfavorably to at least one question included in this construct.

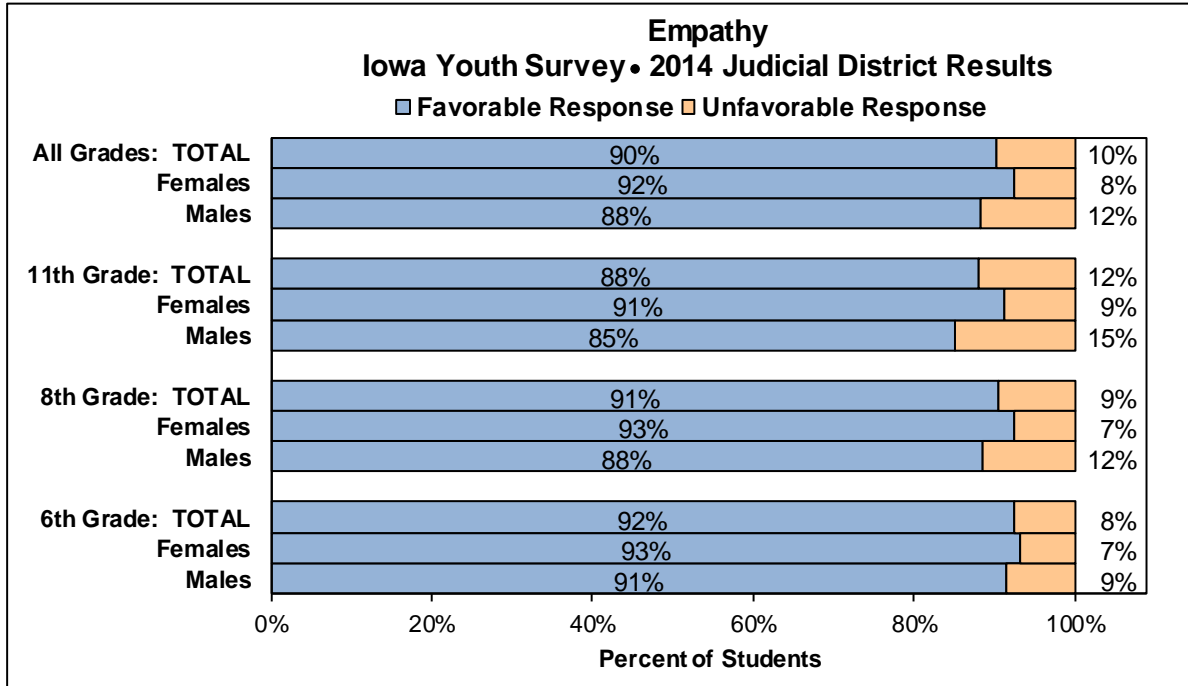


**2014 IYS Questions: G20; G21; G22; G24; G25; G26.** How much do you agree or disagree that each of the following statements is true: if someone in my neighborhood or community saw me do something wrong, they would tell one of my parents (or adults who live with me); adults in my community care about people my age; my neighbors get along well with each other; adults in my neighborhood or community let me know they are proud of me when I do something well; adults in my neighborhood or community help me when I need help; adults in my neighborhood or community spend time talking to me?

**Responses:** “Strongly agree” or “agree” are coded as favorable and “strongly disagree” or “disagree” are coded as unfavorable.

**Note:** The blue portion of the bars represents the percent of respondents who responded favorably to all questions used to compute this construct; the orange portion represents the percent of respondents who responded unfavorably to at least one question included in this construct.

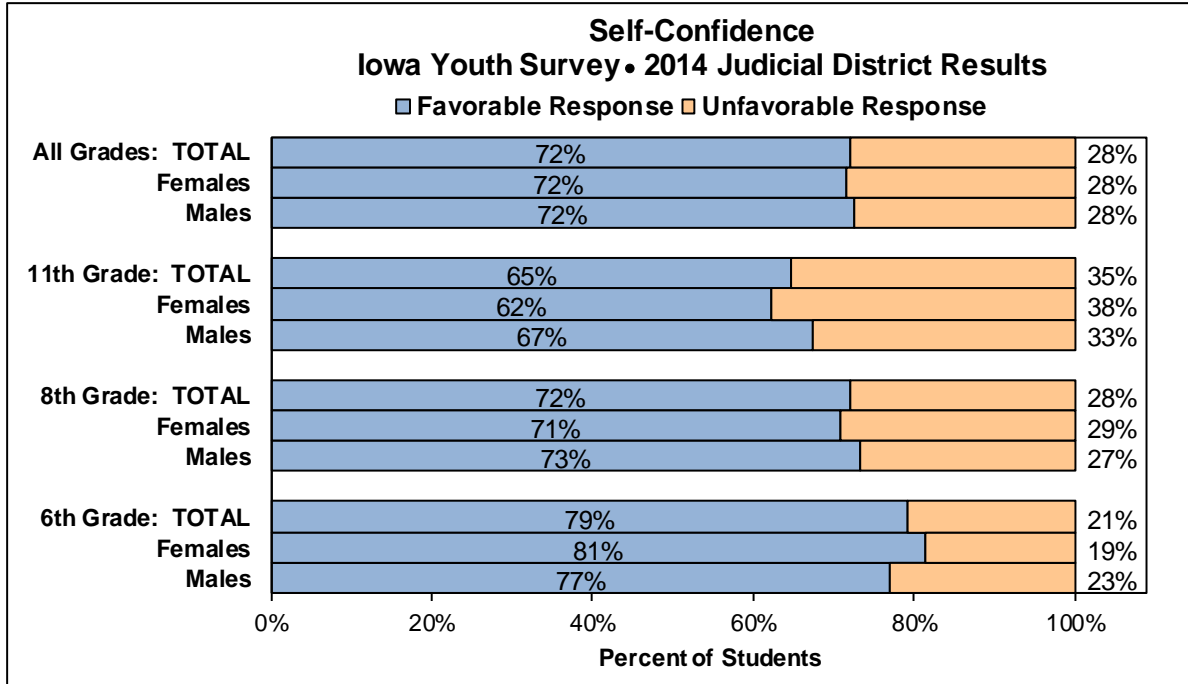
**SOCIALLY COMPETENT YOUTH**



**2014 IYS Questions: C1; C2; C3.** How much do you agree or disagree that each of the following statements is true: it is important to help others; I care about other people's feelings; I feel sorry for people who have things stolen or damaged?

**Responses:** "Strongly agree" or "agree" are coded as favorable and "strongly disagree" or "disagree" are coded as unfavorable.

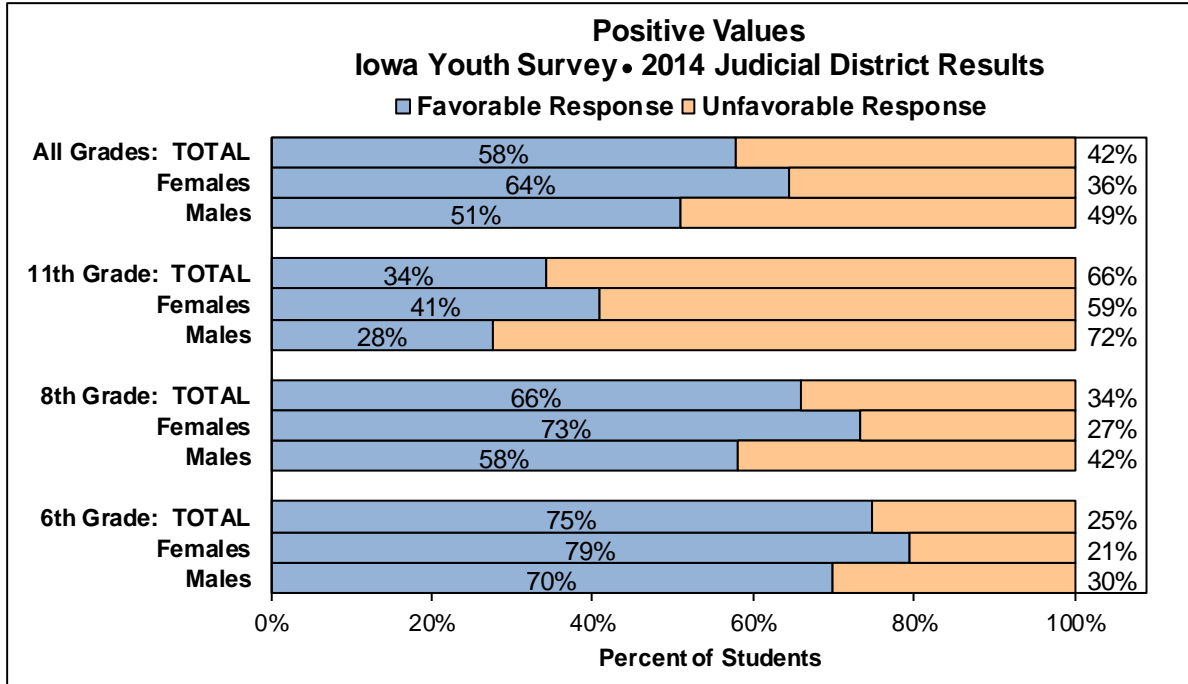
**Note:** The blue portion of the bars represents the percent of respondents who responded favorably to all questions used to compute this construct; the orange portion represents the percent of respondents who responded unfavorably to at least one question included in this construct.



**2014 IYS Questions: E27; E28; E29; E30.** How much do you agree or disagree that each of the following statements is true: I accept responsibility for my actions when I make a mistake or get into trouble; I am good at making friends; when I have problems, I am good at finding ways to fix them; I think things through carefully before I make a decision?

**Responses:** “Strongly agree” or “agree” are coded as favorable and “strongly disagree” or “disagree” are coded as unfavorable.

**Note:** The blue portion of the bars represents the percent of respondents who responded favorably to all questions used to compute this construct; the orange portion represents the percent of respondents who responded unfavorably to at least one question included in this construct.

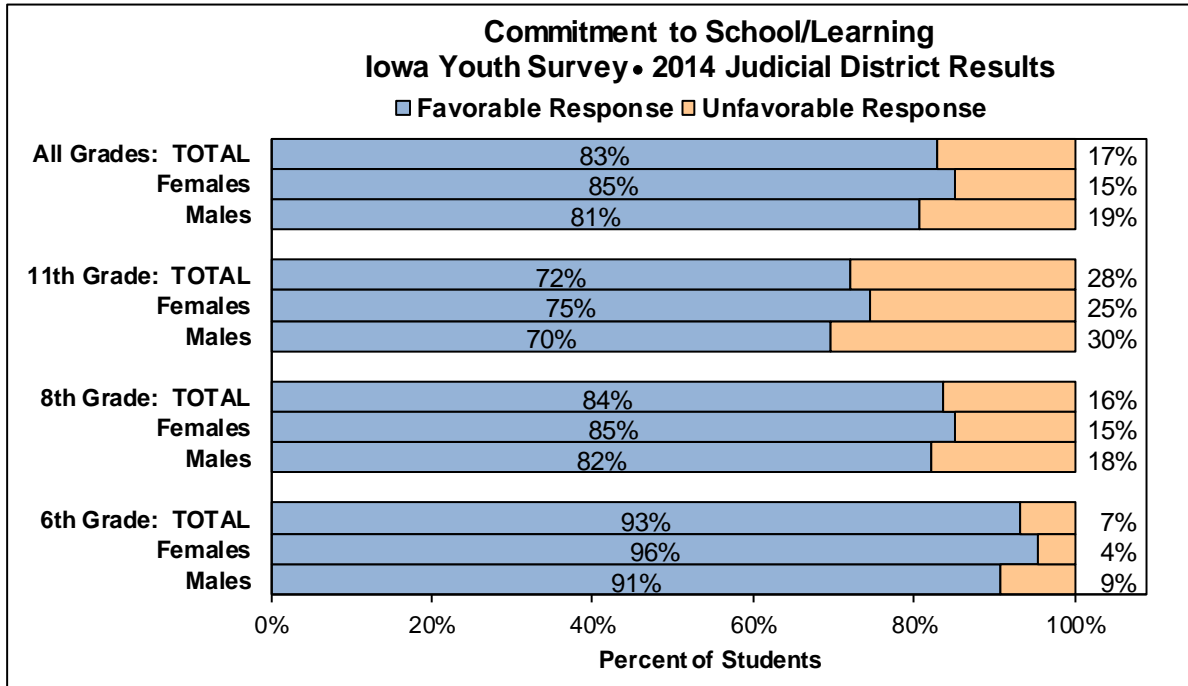


**2014 IYS Questions: C8; E24; E25; E26.** How much do you agree or disagree that each of the following statements is true: violence is the worst way to solve problems; it is against my values to have sex as a teenager; it is important to tell the truth; it is against my values to use alcohol and drugs as a teenager?

**Responses:** "Strongly agree" or "agree" are coded as favorable and "strongly disagree" or "disagree" are coded as unfavorable.

**Note:** The blue portion of the bars represents the percent of respondents who responded favorably to all questions used to compute this construct; the orange portion represents the percent of respondents who responded unfavorably to at least one question included in this construct.

**YOUTH SUCCESSFUL IN SCHOOL**

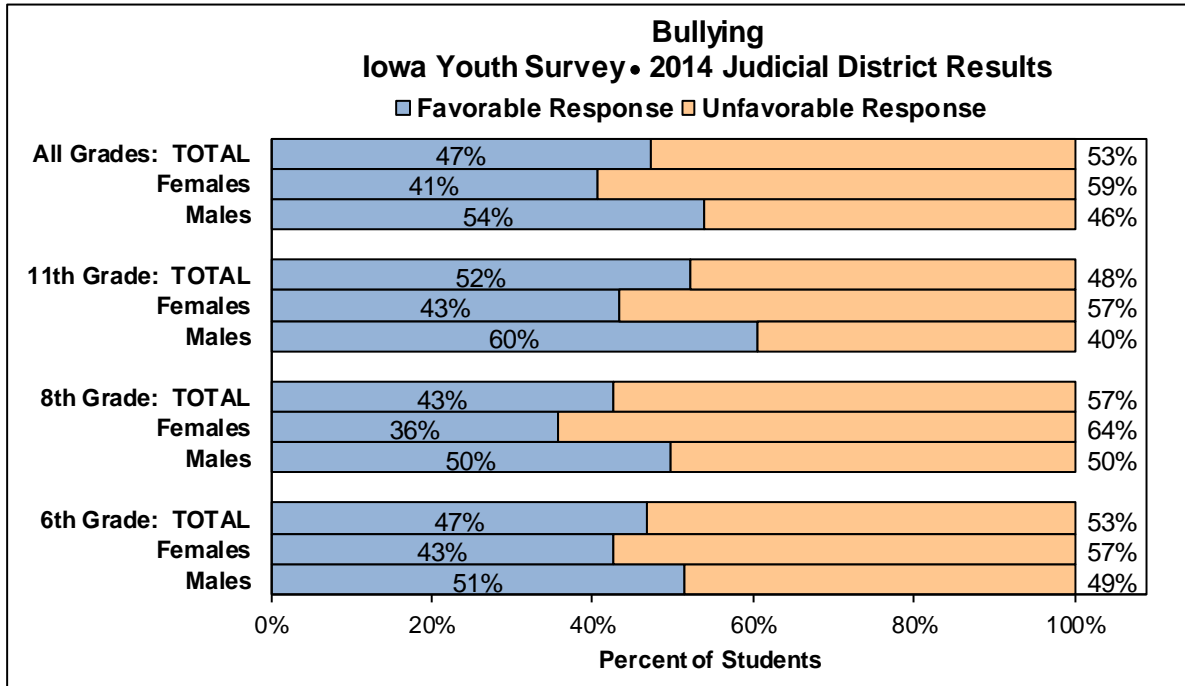


**2014 IYS Questions: E51; E52; E53; E57.** How much do you agree or disagree that each of the following statements is true: I care about my school; I try to do my best in school; I plan to finish high school; I do the homework that is assigned?

**Responses:** “Strongly agree” or “agree” are coded as favorable and “strongly disagree” or “disagree” are coded as unfavorable.

**Note:** The blue portion of the bars represents the percent of respondents who responded favorably to all questions used to compute this construct; the orange portion represents the percent of respondents who responded unfavorably to at least one question included in this construct.

**BULLYING**



**2014 IYS Questions: E12; E13; E14; E15; E16; E17; E19; E20.** In the last 30 days, how many times have you been bullied at school in the ways listed: I was called names, was made fun of, or teased in a hurtful way; other students left me out of things on purpose, excluded me from their group of friends, or completely ignored me; I was hit, kicked, pushed, shoved around, or locked indoors; other students told lies, spread false rumors about me, and tried to make others dislike me; I was made fun of because of my race or color; I was made fun of because of my religion; other students made sexual jokes, comments, or gestures that hurt my feelings; I have received a threatening or hurtful message from another student in an email, on a website, on a cell phone, from text messaging, in an internet chat room, or in instant messaging.

**Responses:** "0 times" is coded as favorable and any response indicating one or more times of being bullied is coded as unfavorable.

**Note:** The blue portion of the bars represents the percent of respondents who responded favorably to all questions used to compute this construct; the orange portion represents the percent of respondents who responded unfavorably to at least one question included in this construct.

**Additional Information:** Additional questions were added to the Iowa Youth Survey which pertain to this construct. However, those items were not included in the construct to maintain continuity with previous reports. The relevant questions are:

- In the last 30 days, how many times have you been bullied at school in the ways listed?
- I was made fun of because of my sexual orientation or gender identity;
- Something hurtful has been shared about me on social media (Facebook, Twitter, Snapchat, etc.).
- In the last 30 days, how many times have you bullied someone else at school?



## Appendix A. Additional Iowa Youth Survey Information

### Survey Content

The general content of the questions included in the IYS is similar to previous surveys. Prior to IYS administration, a committee of youth development professionals selected by IDPH reviews and makes recommendations regarding the IYS survey questions. The selection of specific survey questions is, in part, based on experts' suggestions as well as analysis of question and response data collected in previous Iowa Youth Surveys.

### Background

Prior to 1999, the IYS was given to a sample of students in 6th, 8th, 10th, and 12th grades from approximately one-third of Iowa's public school districts.

#### 1999

- The 1999 IYS was different from previous years in both the procedures used to implement the survey and the students who were asked to participate. Beginning in 1999, IYS participation was sought from *all* students in grades 6, 8, and 11 attending public school districts, as well as from students aged 14 to 18 years in alternative programs. This change made it possible to provide youth development data for each participating school district and each county in which participating students reside. The change also made it more feasible to use IYS results to aid in assessing outcomes of community and school youth development programs. It is important to note the change in the grade levels made in 1999 restricts direct comparisons with survey data collected prior to 1999 to grades 6 and 8, and to the schools that participated in those surveys.
- IYS questionnaires were completed on paper by students.
- The 1999 IYS contained 181 questions and the validated record count was 85,426.

#### 2002

- Beginning in 2002, IYS participation was sought to include all non-public schools. This change was made to more accurately reflect the attitudes and perceptions of all Iowa students in grades 6, 8, and 11, not just those attending public schools. Data collected from students attending non-public schools are included in the 2002 and later reports.
- Prior to the 2002 IYS, a committee of state-level planners participated in an interactive process to identify key youth development-related constructs which provide a summary of the data collected within nine framework domains. The data were combined for selected questions and presented in figures in the 2002 trend reports.
- The 2002 IYS contained 191 questions and the validated record count was 96,849.

#### 2005

- A section containing 34 constructs, within nine framework domains, were included in 2005 IYS reports.
- The 2005 IYS contained 190 questions and the validated record count was 98,104.

#### 2008

- In 2008, a change in the method used to conduct the survey took place. All 2008 Iowa Youth Surveys were conducted via the internet and completed by students online through an electronic survey tool (SurveyMonkey) administered by Iowa Department of Administrative Services in conjunction with Iowa Department of Public Health. To ensure a smooth transition for this new procedure, an online pilot test took place in 2007 involving nine school districts.
- The 2008 IYS contained 198 questions and the validated record count was 97,741.

*2010*

- Following the 2008 IYS, the decision was made to change the IYS completion schedule from every three years to every two years, this began in 2010. Also in 2010, changes in funding mechanisms reduced the incentive for school districts to participate in the IYS. Due to these changes, fewer school districts initially signed up to participate. To try to increase the number of participating districts, IDPH re-opened the IYS to accommodate additional districts, changing the close of the IYS data collection period from October to December. Approximately 7.5% of the total number of records were collected during the later time period. Analyses indicated data from the districts that completed the IYS in the second administration period tended to be significantly different than data collected during the traditional IYS collection period, although only by a few percentage points. This difference could be due to the different collection periods. Alternative reasons include, but are not limited to, differences in participants' age between the collection periods, differences in the districts that participated later, or geographic distribution across the state.
- In 2010, eight constructs were eliminated due to component questions either being eliminated or changed significantly, resulting in 26 construct figures in 2010 reports. This change also eliminated one framework domain.
- The 2010 IYS contained 220 questions and the validated record count was 78,382

*2012*

- In 2012 in an effort to reduce the amount of time it took younger students to complete the IYS, modifications were made to the structure of the survey without changing the content. Skip questions were introduced for questions related to alcohol, tobacco, and marijuana use, as well as gambling and suicidal ideations.
- Prior to 2012, weights were generated based on enrollment data and were only applied to the columns totaling all grades. This process was discontinued in 2012 for a number of reasons including, but not limited to: 1) it shortened the amount of time necessary to generate reports; 2) weights were sometimes interpreted incorrectly by readers; and 3) weights normally had a minor impact on reported data and no effect on the percentages in individual grades.
- In 2012, eight constructs were eliminated due to component questions either being eliminated or changed significantly. This change also eliminated one framework domain.
- The 2012 IYS contained 211 questions and the validated record count was 70,770.

*2014*

- In 2014, three constructs were eliminated due to component questions either being eliminated or changed significantly. This change also eliminated one framework domain.
- The 2014 IYS contained 219 questions and the validated record count was 77,139.

**Data Interpretation**

In general, the higher the percentage of students completing the IYS in a judicial district, the more likely the data are representative of all students in grades 6, 8, and 11 residing in that judicial district. Since every school district did not collect data from every student, e.g., home schooled students may not have been surveyed, and the number of school districts participating in the IYS varies each year, there is the possibility the students who complete the IYS are not representative of all students in Iowa.

Additionally, IYS data do not represent youth who may have dropped out of school. It is unknown what biases non-participating youth might introduce into the IYS report percentages. The 2014 Iowa Youth Survey, as in previous years, contains self-reported data and relies on each student's ability to read and honestly respond to each question. Since the 2014 IYS was conducted online, a student's ability to complete the survey is also dependent on possessing

basic computer skills. Self-reported behaviors, attitudes, and beliefs are always subject to error (unintentional such as mistakenly selecting the wrong response or intentional such as denial or boasting), and it is not possible to identify records where this occurs. Additionally, some surveys contained missing data indicating not all students answered every question. There are many potential reasons for missing data and why a student may choose not to answer a particular question, including comprehension level (understanding survey language); confidentiality concerns; refusal to provide an answer resulting from lack of interest or motivation; beliefs and attitudes about the subject of the question; or inadvertently skipping a question. In general, the higher the proportion of students participating, the more likely the survey results are representative and without bias. When comparing data from population-specific IYS reports to the state report, the higher the percentage of students who answered the question, the more likely it is that the comparisons with the state report percentages are unbiased.

## **Appendix B. Counties, Participating Public School Districts and Non-Public Schools**

Data from students residing in the following counties are included in this Judicial District report.

Adair County  
Adams County  
Clarke County  
Dallas County  
Decatur County  
Guthrie County  
Jasper County  
Lucas County  
Madison County  
Marion County  
Polk County  
Ringgold County  
Taylor County  
Union County  
Warren County  
Wayne County

Data from the following public school districts and non-public schools are included in this Judicial District report.

Adair-Casey Community School District  
Ballard Community School District  
Baxter Community School District  
Bedford Community School District  
Bondurant-Farrar Community School District  
CAM Community School District  
Carlisle Community School District  
Central Decatur Community School District  
Chariton Community School District  
Coon Rapids-Bayard Community School District  
Corning Community School District  
Creston Community School District  
Dallas Center-Grimes Community School District  
Diagonal Community School District  
Earlham Community School District  
East Marshall Community School District  
East Union Community School District  
Greene County Community School District  
Guthrie Center Community School District  
Indianola Community School District  
Johnston Community School District  
Knoxville Community School District  
Lamoni Community School District  
Lenox Community School District  
Lynnville-Sully Community School District  
Madrid Community School District  
Martensdale-St Marys Community School District  
Melcher-Dallas Community School District  
Mount Ayr Community School District

Murray Community School District  
Nevada Community School District  
Nodaway Valley Community School District  
North Polk Community School District  
Norwalk Community School District  
Panorama Community School District  
PCM Community School District  
Pella Community School District  
Perry Community School District  
Saydel Community School District  
Southeast Polk Community School District  
Southeast Warren Community School District  
Twin Cedars Community School District  
Urbandale Community School District  
Van Meter Community School District  
Villisca Community School District  
Wayne Community School District  
West Des Moines Community School District  
West Marshall Community School District  
Winterset Community School District  
Woodward-Granger Community School District