


EVALUATING RESULTS THROUGH DATA



ECI uses the Results-Based Accountability™ (RBA) framework for evaluating the results of the initiative. In Iowa law, the ECI Initiative has five desired results for improving the quality of life in Iowa for young children and their families.

Statewide Indicators

ECI uses measures, called statewide indicators, to determine progress made toward achieving the result areas. Statewide indicators are population measurements and are usually collected by public agencies. Both the ECI State Board and ECI area boards select statewide indicators to evaluate progress toward the five state result areas.

The information that follows provides trend data for statewide indicators adopted by the ECI State Board. In FY22 ECI utilized a revised Tool K(B) that includes updated indicators, definitions, and data sources based on the best available data.

The IA Data Drive (<https://i2d2.iastate.edu/ia-data-drive>) will continue to be a valuable data dashboard with its first launch in FY22. Appendix B of the IA Data Drive User's Manual provides additional information regarding ECI Indicator descriptions, numerator, source, and available URL.

DESIRED RESULTS

STATE-WIDE INDICATORS



HEALTHY CHILDREN

- Low Birth Weight
- Immunized Children
- Dental Services
- Infant Mortality
- Health and Dental Providers Who Accept Medicaid (data not available)



CHILDREN READY TO SUCCEED IN SCHOOL

- Early Literacy Skills
- Educational Attainment of Mothers



SAFE AND SUPPORTIVE COMMUNITIES

- Children in Poverty
- Unemployment Rate
- Children with Health Coverage by Income Level
- Percent of All People in Poverty
- Homelessness Count
- Individual Birth Risks
- Cumulative Birth Risks



SECURE AND NURTURING FAMILIES

- Incidence of Child Abuse
- Mothers Under 20
- Domestic Violence Rate



SECURE AND NURTURING EARLY LEARNING ENVIRONMENTS

- Availability of Child Care
- Working Parents
- Quality Early Learning Environments

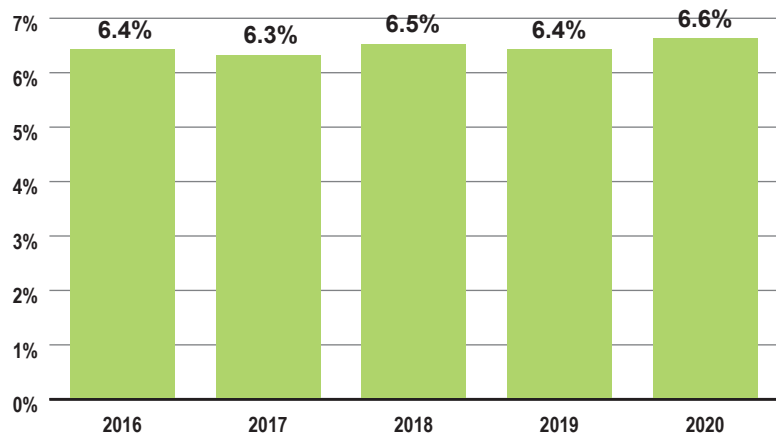
RESULT AREA: HEALTHY CHILDREN



Low Birth Weight

Live births of less than 2,500 grams

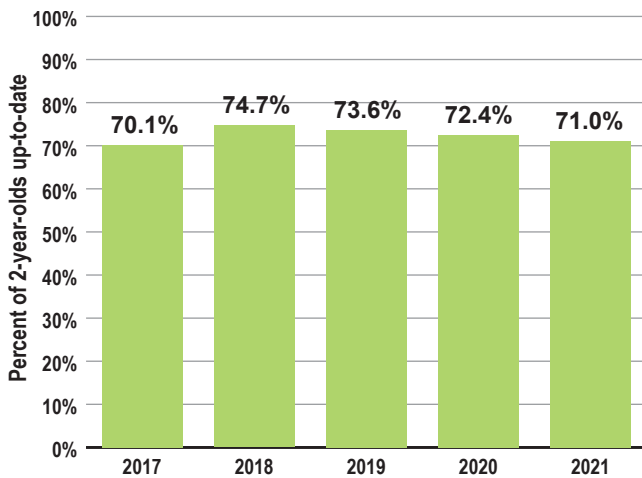
Source: Iowa Public Health Tracking Portal



Immunized Children

Rate of Iowa's children immunized by age two (2)

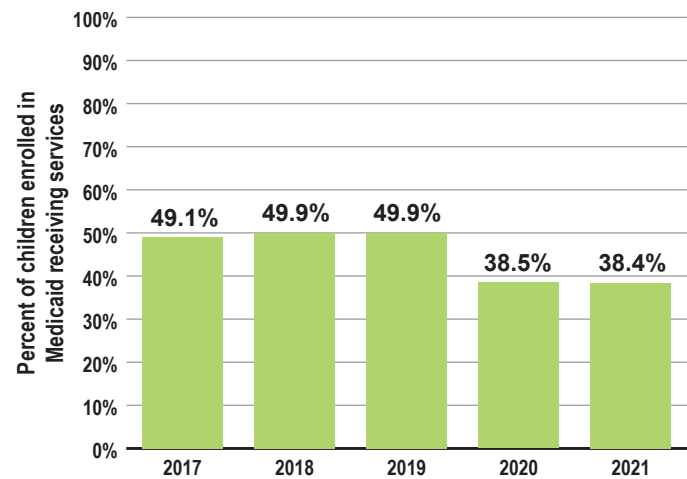
Source: Iowa Public Health Tracking Portal



Dental Services

Medicaid-enrolled children ages 0-5 who receive dental services

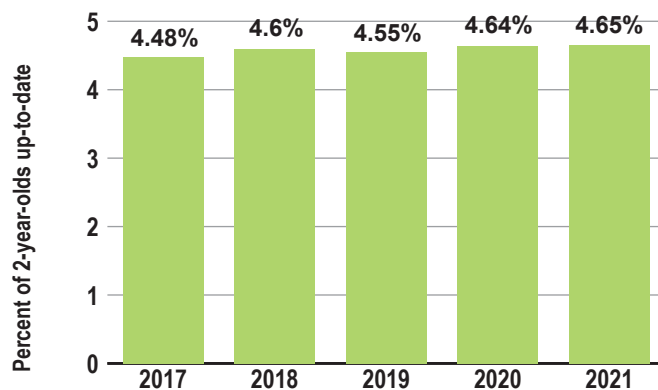
Source: Iowa Public Health Tracking Portal



Infant Mortality

Infant mortality rate for every 1,000 live births

Source: Iowa Public Health Tracking Portal



Health and Dental Providers Who Accept Medicaid

Data Not Available

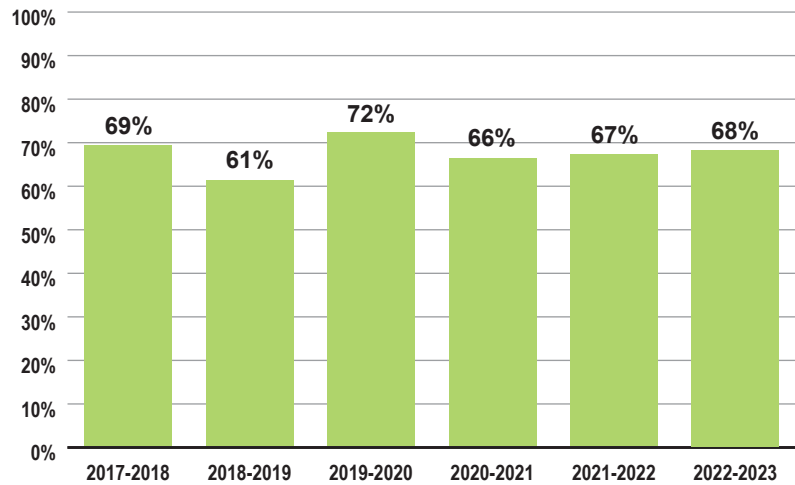
RESULT AREA: CHILDREN READY TO SUCCEED IN SCHOOL



Beginning Reading Skills

Percent of kindergarten students proficient by kindergarten literacy assessment

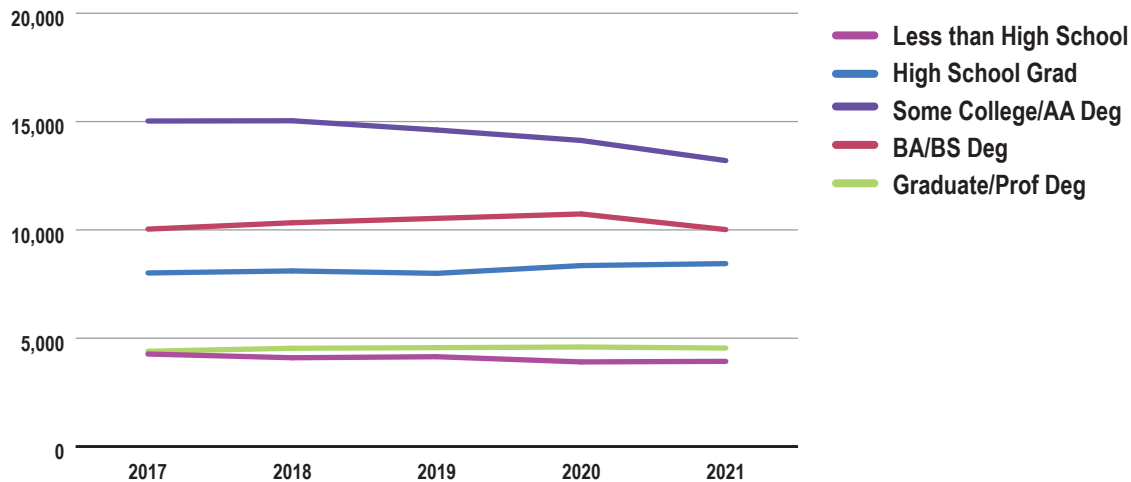
Source: FastBridge Learning Data System, 2017-2019 data; Student Success Data System, 2020-2022 data; 2017-2021 data includes only FAST screeners; 2022 data includes all approved screeners.



Educational Attainment by Mothers

Women age 15-50 with a birth in the past 12 months by educational attainment

Source: American Community Survey Table B13014



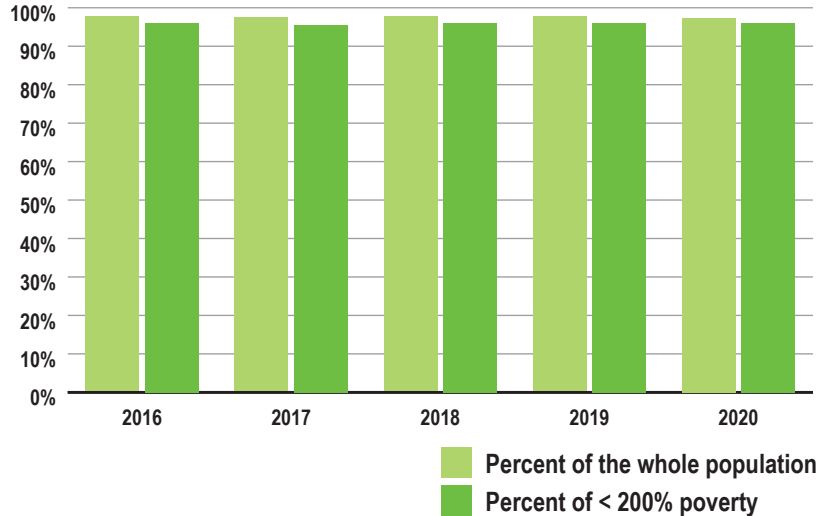
RESULT AREA: SAFE AND SUPPORTIVE COMMUNITIES



Children with Health Coverage

Percent of minor children (19 years old and under) with health coverage by income and poverty level

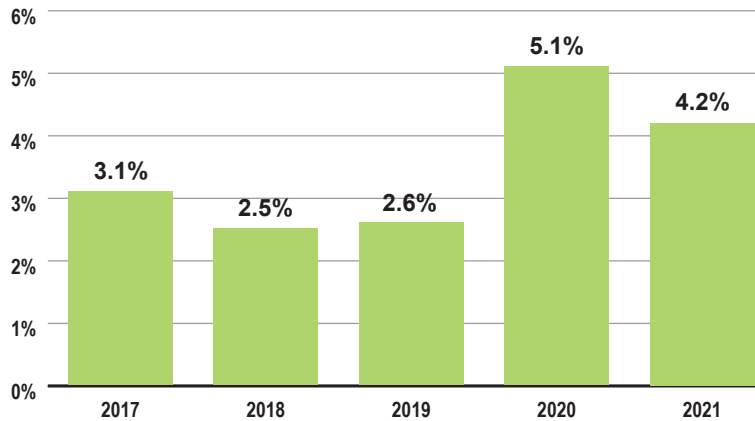
Source: <https://www.census.gov/data-tools/demo/sahie/#>



Unemployment Rate

Percent of unemployed individuals

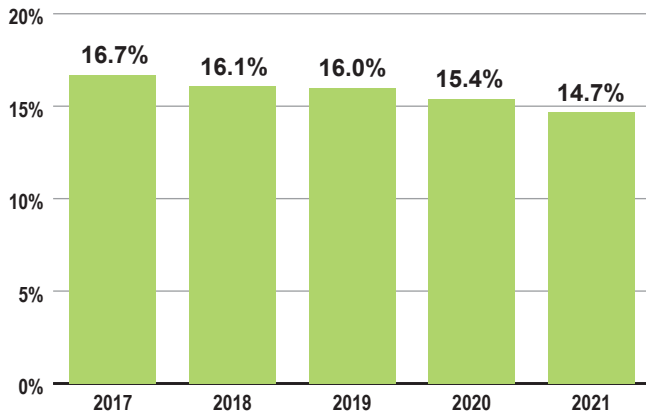
Source: <https://www.iowalmi.gov/local-area-unemployment-statistics>



Children in Poverty

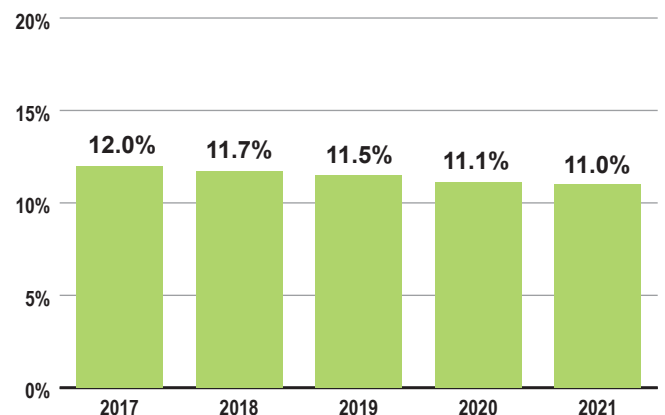
Children under six years of age living in poverty

Source: <https://data.census.gov/table?g=0400000US19&d=ACS+1-Year+Estimates+Detailed+Tables&tid=ACSDT1Y2021.B17020>



All People in Poverty

Source: <https://data.census.gov/table?g=0400000US19&d=ACS+1-Year+Estimates+Detailed+Tables&tid=ACSDT1Y2021.B17020>

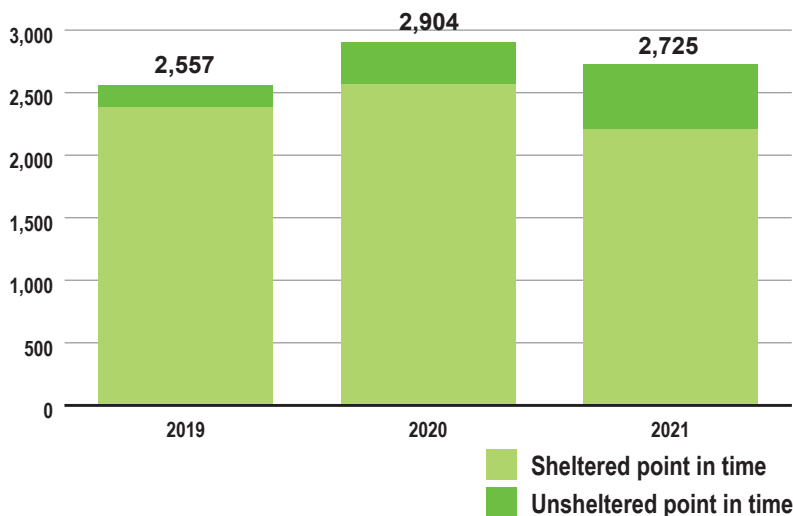


RESULT AREA: SAFE AND SUPPORTIVE COMMUNITIES



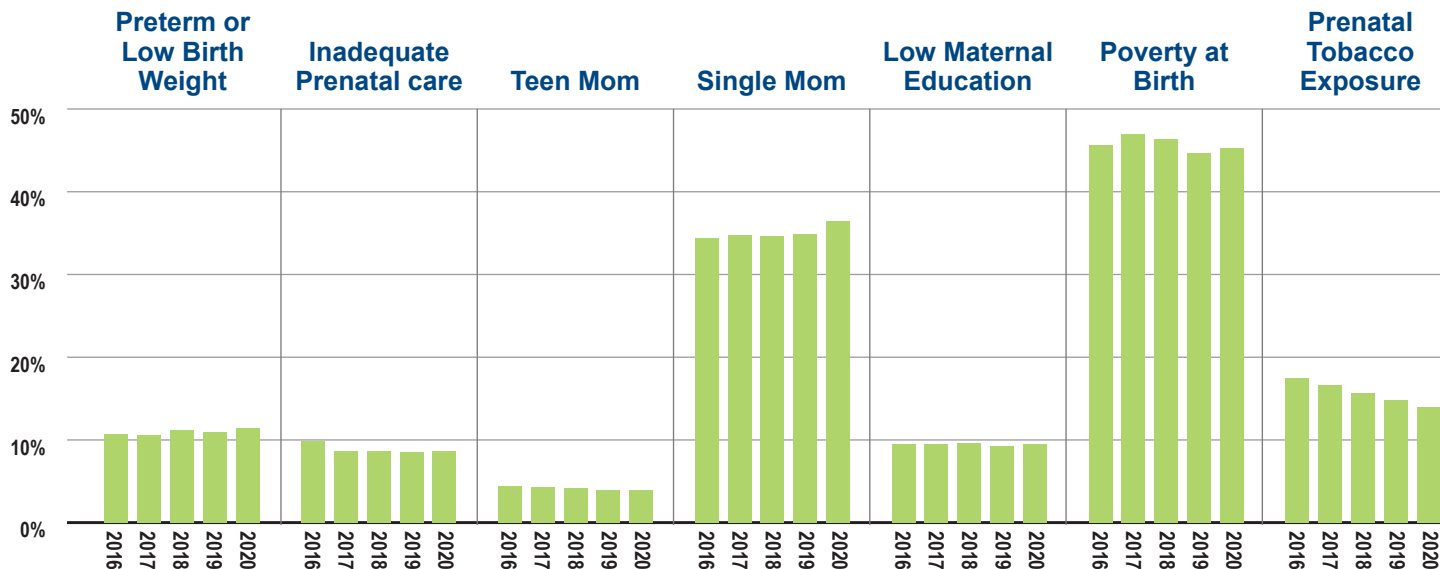
Homelessness Count

Source: <https://icalliances.org/pit>



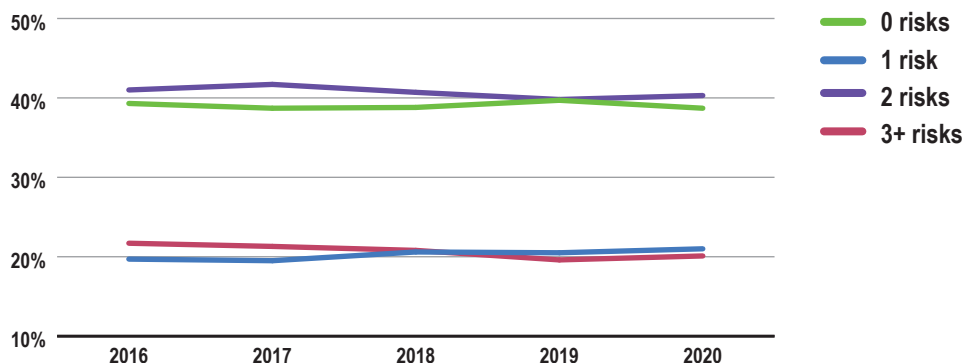
Individual Birth Risks

Source: These data were calculated using Vital Records data (I2D2 data holdings)



Cumulative Birth Risks

Source: These data were calculated using Vital Records data (I2D2 data holdings)



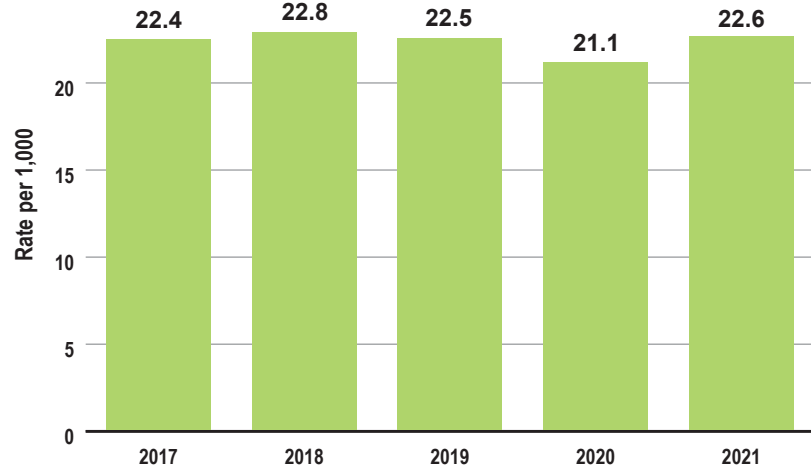
RESULT AREA: SECURE & NURTURING FAMILIES



Incidence of Child Abuse

Children 0-5 years old

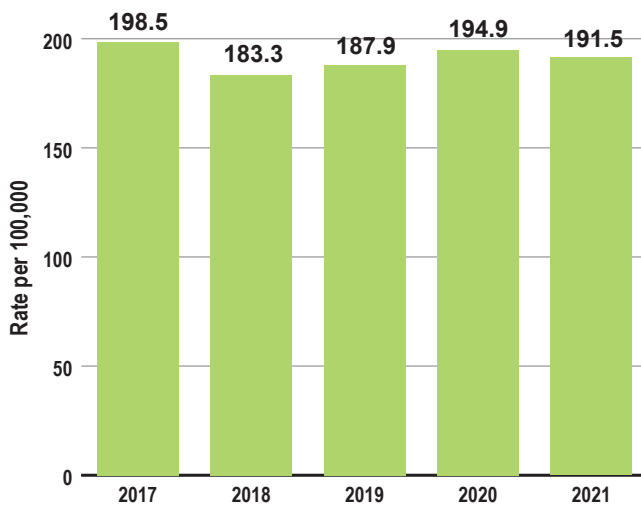
Source: <https://dhs.iowa.gov/reports/child-abuse-statistics>



Domestic Violence Rate

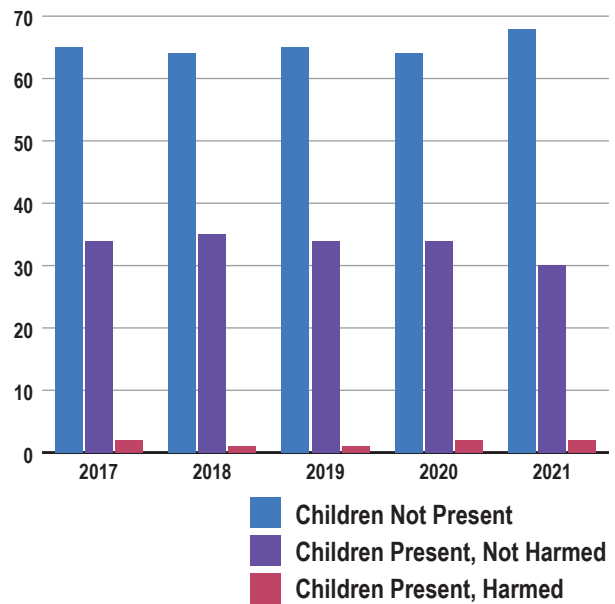
Domestic abuse rate

Source: <https://icrime.dps.state.ia.us/CrimeInIowa/Report/DomesticAbuseSummaryReport>



Domestic Abuse Rate

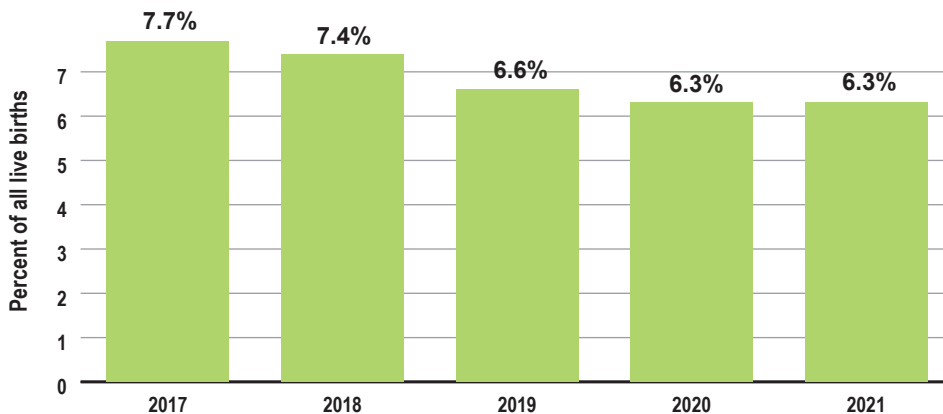
Source: <https://icrime.dps.state.ia.us/CrimeInIowa/Report/DomesticAbuseSummaryReport>



Mothers Under 20

Live Birth Rate Per 1,000 Population

Source: <https://tracking.idph.iowa.gov/people-community/Reproduction-and-Birth/Birth-Rate-Mothers-Under-20>



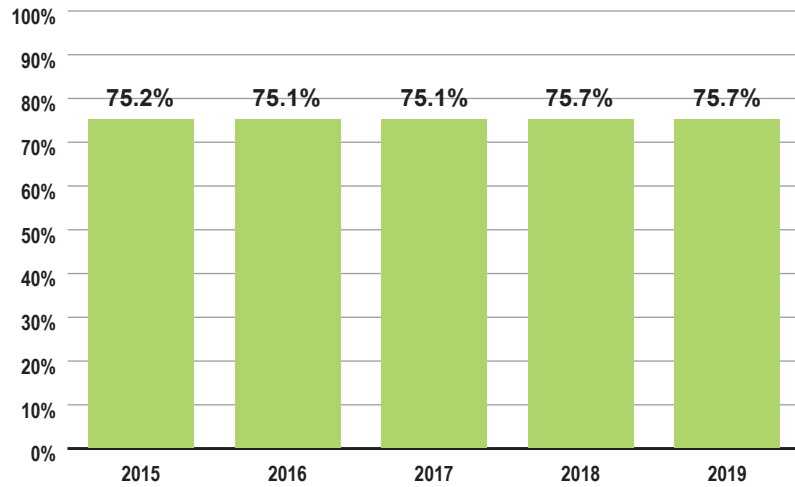
RESULT AREA: SECURE & NURTURING EARLY LEARNING ENVIRONMENTS



Working Parents

Percent of households with children under age 6 and all parents in the household are in the workforce

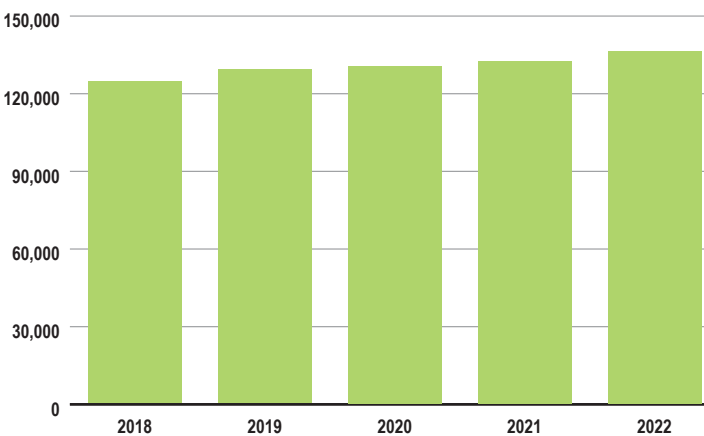
Source: U.S. Census Bureau, American Community Survey 5-Year Estimates, Table B-23008



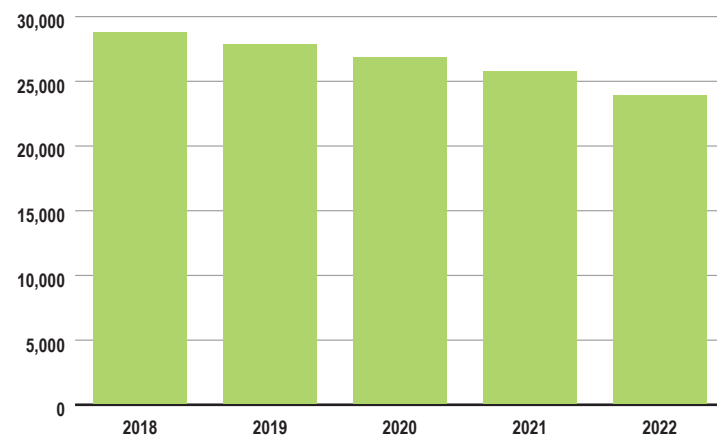
Availability of Child Care

Source: Iowa Department of Health and Human Services, Child Care Bureau, DCPDMAST report

Number of child care center and preschool (licensed) slots

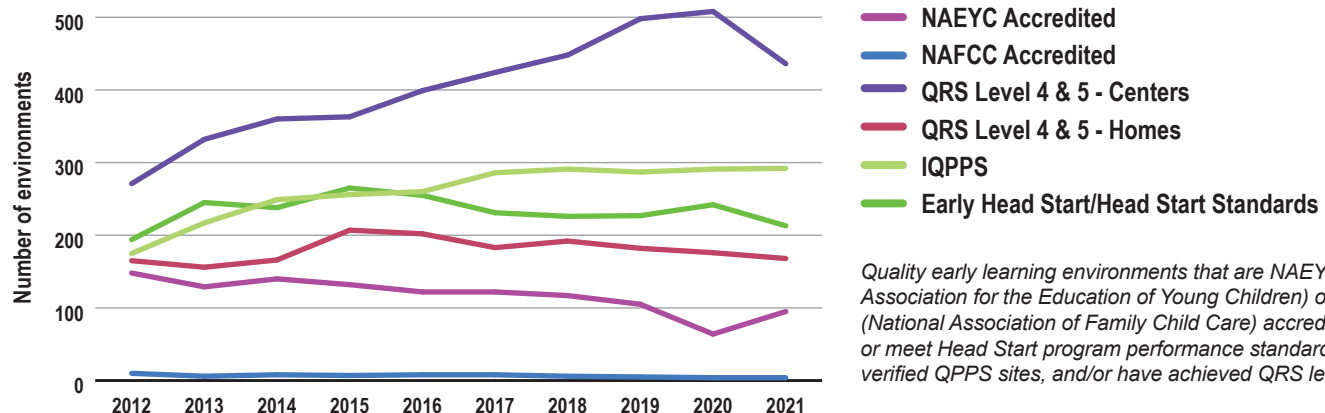


Number of home-based family child care (registered) slots



Quality Early Learning Environments

Source: NAEYC, NAFCC, Iowa Department of Education, Iowa Department of Health and Human Services



Quality early learning environments that are NAEYC (National Association for the Education of Young Children) or NAFCC (National Association of Family Child Care) accredited and/or meet Head Start program performance standards, and/or verified QPPS sites, and/or have achieved QRS level 4-5.