



# 2018 IOWA YOUTH SURVEY

## Henry County Results 44

Sponsored By:  
**Iowa Department of Public Health**  
Division of Behavioral Health

**Iowa Department of Human Rights**  
Division of Criminal and Juvenile Justice Planning

Prepared By:  
**Iowa Consortium for Substance Abuse Research and Evaluation**  
University of Iowa



**THE IOWA  
CONSORTIUM**  
FOR SUBSTANCE ABUSE RESEARCH AND EVALUATION

Published: May 2019

© 2019 The University of Iowa

## TABLE OF CONTENTS

Overview.....	1
Objectives .....	1
County Reports .....	1
2018 Iowa Youth Survey .....	2
Profile of Participation .....	2
Survey Content .....	2
Data.....	2
Data Cleaning .....	2
Confidentiality.....	3
Data Presentation .....	4
Section I: Data Tables .....	4
Section II: Alcohol, Tobacco, and Other Drug Use Tables.....	5
Table 1. Questions Included in Alcohol, Tobacco, and Other Drug Use Tables .....	5
Section III: Individual Question Trends .....	6
Additional Information .....	6
Section I. Data Tables.....	7
Section A. Demographics.....	7
Section B. Things About Me .....	12
Section C. My Beliefs And Attitudes .....	63
Section D. Peer Questions .....	72
Section E. School Questions .....	79
Section F. Family Questions.....	117
Section G. Community Questions.....	127
Section II. Alcohol, Tobacco, and Other Drug Use Tables.....	141
Section III. Individual Question Trends.....	145
Figure 1. Major Classroom Disruptions and Behavior Problems in Past 30 Days .....	145
Figure 2. Alcohol Use in Past 30 Days .....	146
Figure 3. Binge Drinking in Past 30 Days .....	147
Figure 4. Binge Drinking in Past 30 Days: 11 <sup>th</sup> Grade by Gender .....	148
Figure 5. Cigarettes Use in Past 30 Days.....	149
Figure 6. Marijuana Use in Past 30 Days .....	150
Figure 7. Betting or Gambling for Money or Possessions .....	151
Figure 8. Betting or Gambling for Money or Possessions: 11 <sup>th</sup> Grade by Gender .....	152
Figure 9. Suicide Plan in Past 12 Months.....	153
Figure 10. Suicide Plan in Past 12 Months: 11 <sup>th</sup> Grade by Gender.....	154
Figure 11. Violence as a Way to Solve Problems .....	155
Figure 12. Risk of Using Medications Prescribed for Self Differently from Directions.....	156
Figure 13. Risk of Using Medications Prescribed for Self Differently from Directions: 11 <sup>th</sup> Grade by Gender .....	157
Figure 14. Smoking Marijuana Would Increase Popularity .....	158
Figure 15. Other Students' Perceptions of Illegal Drug Use.....	159
Figure 16. Bullying at School in Past 30 Days .....	160
Figure 17. Against Values to Have Sex .....	161
Figure 18. Against Values to Have Sex: 11 <sup>th</sup> Grade by Gender .....	162
Figure 19. Teachers or Other Adults Put a Stop to Bullying at School .....	163
Figure 20. Teachers Notice and Let Students Know When They Are Doing a Good Job .....	164
Figure 21. Students Feel Safe at School .....	165
Figure 22. Students Have Adult at School to Go to for Help with Problems .....	166

Figure 23. Students Have People in Their Home with Serious Alcohol or Drug Problem.....	167
Figure 24. Students Have Someone They Can Talk With in Their Home.....	168
Figure 25. Parents/Guardians Attend School Activities.....	169
Figure 26. Parents/Guardians Feel It Would Be Wrong for Student to Smoke Marijuana.....	170
Figure 27. Difficulty of Getting Handgun in Community .....	171
Figure 28. Adults in the Community Feel It Would Be Wrong for Student to Drink Alcohol .....	172
Figure 29. Adults in the Community Care About Students.....	173
Figure 30. Adults in the Community Let Students Know They Are Proud of Them .....	174
Appendix A. Additional Iowa Youth Survey Information.....	175
Survey Content .....	175
Background.....	175
Data Interpretation .....	177
Appendix B. Participating Public School Districts and Non-Public Schools.....	178

## **Acknowledgments**

There were many individuals and organizations involved in this collaborative effort to collect youth development data from Iowa's 6th, 8th, and 11th grade students. Thank you to all who contributed to the collection and analyses of the 2018 Iowa Youth Survey data.

We wish to directly thank all the district superintendents, principals, teachers, counselors, facilitators, parents, and students for their incredible effort. Conducting the Iowa Youth Survey is a learning experience, and the knowledge gained provides the opportunity to be even more successful in subsequent years. Your comments and suggestions continue to be essential.

## Overview

---

From October 1, 2018 through November 9, 2018 the Iowa Department of Public Health (IDPH) collaborated with schools in Iowa to conduct the 2018 Iowa Youth Survey (IYS). The 2018 IYS is the seventeenth in a series of surveys that have been completed every two or three years since 1975. The survey is conducted with students in grades 6, 8, and 11 attending Iowa public and private schools. The IYS includes questions about students' behaviors, attitudes, and beliefs, as well as their perceptions of peer, family, school, neighborhood, and community environments. The 2018 IYS questionnaire can be found [here](#).

## Objectives

The 2018 Iowa Youth Survey (IYS) county reports are designed to help local and state-level planners, community agencies, and school personnel identify youth development needs, implement relevant, targeted interventions, and assess outcomes. IYS data can assist in providing a better understanding of students in Iowa and their needs. It can also help to assess the strengths and challenges of schools, families, and communities from the young person's perspective. In addition, IYS data may be used to obtain funding for a wide variety of programs and services. The Iowa Youth Survey has proven to be a valuable resource in youth needs assessment, program development, implementation, and outcome evaluation.

Iowa Youth Survey reports can also help Iowa's counties assess their relative strengths and weaknesses as well as collaborate with community providers to develop programs to meet students' needs. In addition to the county reports, population-specific IYS reports are publicly available. For more information, please check the IYS website: [www.iowayouthsurvey.iowa.gov](http://www.iowayouthsurvey.iowa.gov) for the availability of State, Iowa Area Education Agency (AEA), Judicial District, Iowa Department of Public Health Substance Abuse Prevention Service Area reports. The total percentages provided in these additional reports, as well as the breakdowns by grade level and gender, can be compared with the respective State of Iowa report percentages to view similarities and differences by region or population.

## County Reports

As in previous IYS reports, the 2018 IYS county reports are based on the county of residence reported by students completing the survey. The report data portray the behaviors, attitudes, beliefs, and perceptions of students residing in a county. A list of the public school districts and non-public schools identified by students residing in Henry County are provided in [Appendix B on page 178](#).

The county reports are more subject to sampling error than any of the other IYS reports. The more school districts and non-public schools that participated in the IYS, the more likely the reported percentages are accurate estimates of the attitudes and behaviors of students that reside in the county. The absence of a majority of students from any school district in any county has the potential to produce significant bias, as we do not know if the youth who did not take the survey would have provided similar responses as the youth who did participate. Additionally, students may reside in one county and attend school in a neighboring county. Therefore, some responses may reflect conditions perceived in a school located in a neighboring county and not necessarily perceptions relating to the school(s) located in the student's county of residence. All of these considerations, along with unique county characteristics, should be taken into consideration when comparing county results to state results.

## 2018 Iowa Youth Survey

---

### Profile of Participation

The 2018 Iowa Youth Survey was conducted via the internet and completed by students online through an electronic survey tool (SurveyMonkey) administered by the Iowa Department of Public Health.

A total of 70,451 validated records were received from students across the state. Validated records were received from 69,091 students attending public school districts, and 1,360 students attending non-public schools. Records were identified from 225 of Iowa's 330 public school districts (68.2%), and from 13 of the 170 non-public schools (7.6%) for students enrolled in grades 6, 8, or 11. These records may represent additional districts (e.g., when districts whole grade share, when multiple districts reported the same district number, when districts shared their unique SurveyMonkey URLs, etc.). The 70,451 validated records received from students completing the IYS represented all 99 counties in Iowa. All Iowa counties were represented by a minimum of 1 IYS record. Of the 70,451 validated records, 631 records were from Henry County. Data in this report assume each record represents one student. In general, the higher the percentage of students completing the IYS in a county, the more likely the data are representative of students in grades 6, 8, and 11 residing in that county.

### Survey Content

The 2018 Iowa Youth Survey contains 212 questions and is divided into seven sections (A-G).

- Section A. Demographic Characteristics (7 questions)
- Section B. Things About Me (66 questions)
- Section C. My Beliefs and Attitudes (18 questions)
- Section D. Peer Questions (12 questions)
- Section E. School Questions (62 questions)
- Section F. Family Questions (21 questions)
- Section G. Community Questions (26 questions)

The appropriateness of any comparison between the 2018 IYS to surveys from previous years must be considered question by question. In some cases, the question numbers have changed from year to year. The question wording, response options, and time frames may also have changed. Trend analyses should be considered exploratory at best. If comparisons are made, the results may *appear* to be significantly different, for better or worse, from the reports generated by previous surveys. However, this appearance may be due to differences in question and response wording and the representativeness of the sample rather than actual changes in Iowa's youth.

## Data

---

### Data Cleaning

A total of 74,830 IYS records were received. During the data cleaning process, 4,379 records were removed, leaving a total of 70,451 validated Iowa Youth Survey records. Unique survey links were assigned to each individual school district and private school. Data cleaning included cross referencing information within survey records by identifying links used by school districts and comparing with the school district and building code entered by the students. Internet protocol (IP) addresses were collected automatically with each record and were used to identify errant records. Date and time checks were also used. Census information obtained from school districts and private schools following survey administration was reviewed to identify and assist with solving issues with survey data. School districts and private schools were consulted for assistance in identifying valid records. Analyses were performed to identify records with no

responses recorded in Sections B through G (i.e., the non-demographic content of the survey). Since it was possible for a student to simply refuse to answer any question by leaving it blank, not all of the records with missing responses were removed. Records were removed for reasons including technical issues encountered by schools during IYS administration and students starting the survey over, students retaking the survey after failing to finish on their first attempt, students not in grades 6, 8, or 11 taking the survey, invalid records from teachers, parents, or others reviewing the survey using a link intended only for students, and schools re-administering the survey to groups of students who were provided incorrect values for county and district and building codes.

Seven questions in the 2018 IYS are identified as skip questions (B15, B16, B27, B39, B50, B60, and B65). If a student answers “never” or “no” to a skip question, subsequent questions related to the skip question are passed over and the survey advances to the next applicable question. Responses for the skipped questions are set to “no” or a negative response during the data cleaning process. In the process of data cleaning, some records may have included a “no” or “never” response to a skip question, however had affirmative responses to the following related skipped questions. These situations may have occurred if a respondent first answered “yes” to a skip question, began answering the following questions, and then went back to change their response to the skip question to “no.” In the process of data cleaning, if the “no” response to the skip question and the follow-up questions that were answered were all “no” or in the negative, the responses stand and the rest of the skipped questions were set to reflect negative or “no” responses. If the skip question is answered with a “no” and at least one follow-up question was answered with a “yes” or in the affirmative, the skip question response was converted to “yes” and all other follow-up questions were left as is (blanks were left as missing).

The data cleaning process included analysis of longitude and latitude coordinates to determine if the county of residence indicated by the student was likely for the school district indicated by the student. The distance between county of residence and school districts in adjacent or near adjacent counties was analyzed to determine if inter-county distance (distance from the center of one county to the center of an adjacent county) was a reasonable distance for a student to commute to school. For the 2018 IYS, 1,343 records (1.9% of all validated records) had issues where the distance between the county of residence indicated by the student and the county of the student’s school district was found to be improbable. These records were converted to the county in which the school district’s administrative office was located. While this modification may still result in a few students being assigned to the wrong county of residence, it is much more likely that the cleaning procedure increased the accurate assignment of county of residence.

### **Confidentiality**

Since county reports present data from fewer students than the State of Iowa report, several steps were taken to protect confidentiality. While there is no way for an individual student to be connected with his or her particular responses, there are circumstances in which all or nearly all students may be connected to a particular behavior or attitude. This may increase the likelihood of someone making inferences about individual students from the data. For example, if all 11th graders in a county reported that they used alcohol, essentially every 11th grade student can be identified as using alcohol. Therefore, certain questions and accompanying responses, such as past thirty day use of alcohol, were identified as sensitive. For this subset of questions, any time 10% or fewer of the students do not respond in the *least* sensitive manner, the response data for that question will not be reported. Instead, an asterisk ( \* ) will appear in place of the percent. For example, if 90% or more of the students responded that they used alcohol in the past 30 days, data in the column will be replaced with the asterisk symbol to aid in protecting confidentiality. Additionally, when the total number of students responding to a question is small, it may be easier to make an assumption about how a particular student or group of students

might have responded. Therefore, any time 10 or fewer students responded to a particular question, the asterisk symbol will appear in all response cells in that column.

## Data Presentation

---

### Section I: Data Tables

Data provided in the data tables include the responses to questions that appear in the 2018 Iowa Youth Survey. The county data are presented in the first portion of the table for each question, followed by state results for the same question. Two hundred nine of the 212 IYS questions are presented on [pages 7 through 140](#); the first three questions regarding county number, school district number, and building number are not included in this report. The questions and responses provided in this report are written verbatim as they appeared in the 2018 survey; however, punctuation was added to some questions in this report. Each table contains 25 columns. All percentages are rounded; “0%” appearing in any column represents anything less than 0.5% (including 0 or none). Due to rounding, percentages may not add up to exactly 100%.

The first row of the data tables describes the type of IYS report (i.e., county results on the left and state results on the right). The second row provides the question followed by the 2018 IYS section and question number. Below the question number in the first column are rows containing all possible response options provided on the IYS for that particular question. All percentages in the response rows are based on the number of students who answered that question; missing responses are not included in the calculation.

The final row in the table provides the total percentage of all students in the column who responded to the particular question. A low percentage in the last row indicates some students did not answer the question. In general, the higher the percentage responding, the more likely the responses are representative of students in Iowa. Several data tables from [pages 7 to 140](#) contain data that present the number of times, days or hours students reported participating in an activity. For these questions, an additional row shows the combined percentage of students who report one or more incidences of these activities. These percentages serve as an indicator that shows the total percent of students who have reported engaging in the activity at least one time, day, or hour. Students who did not report the activity or who reported the activity less than once in the time frame provided in the question are excluded from the percent calculation for this row. For example, question B1 asks students to report the average number of hours worked per week during the school year. Responses for this question range from 0 hours to 11 or more hours. Thus, the final row of the table for question B1 shows the *total* percent of students who reported working 1-2 hours, 3-5 hours, 6-8 hours, 9-10 hours and 11 or more hours. Students who reported 0 hours are not included in the calculation of this total.

The second through fourth columns below the IYS question, titled “6th Grade,” are percentages based on all of the students in the county who answered the question and reported that they were in grade 6. The “TOTAL” column combines all responses (including missing responses for gender), and is followed by data separated for male and female respondents.

Columns five through seven, titled “8th Grade,” provide the data described as above for students reporting they were in grade 8. Columns eight through ten, titled “11th Grade,” present the same data for students reporting they were in grade 11.

Columns eleven through thirteen, titled “All Grades,” include the percentage of all students who reported each of the responses. The results in this column include all of the students in the previous nine columns.



Columns fourteen through twenty-five provide the same information as columns two through thirteen for all students in Iowa.

## Section II: Alcohol, Tobacco, and Other Drug Use Tables

The prevalence of alcohol, tobacco, and other drug (ATOD) use is presented in three tables on [pages 141 through 144](#). Data in the tables include students who indicated current use (use during the past 30 days) as well as students who indicated ever using. All results in the ATOD tables indicate the percentage of records (or students) indicating use; any indication of use for any of the questions associated with that particular substance were coded as use. In accordance with computations in previous IYS reports, if all other responses in the record indicated no use, responses containing missing data were also coded as no use. Also consistent with previous IYS reports, if all responses were missing, the record is considered to indicate no use. Therefore, students who left a question blank are included in the denominator used to calculate the percentage of students who reported use. Questions included in the “Drug Use: Current” and “Drug Use: Ever” categories in the ATOD tables vary each survey year, depending on what questions are included in the IYS. Caution is recommended when comparing across survey years, with a careful review of component questions suggested. Consistent with the data tables, data are provided for students in the county, followed by data presented for all records in Iowa for the same question. The questions associated with alcohol use, tobacco use, and drug use are presented in Table 1.

**Table 1. Questions Included in Alcohol, Tobacco, and Other Drug Use Tables**

<b>ALCOHOL, TOBACCO, AND OTHER DRUG USE</b>	<b>ASSOCIATED QUESTIONS</b>
<b>ALCOHOL USE</b>	
Alcohol Use: Current (Past 30 Day Use)	B16, B17, B18, B19
Alcohol Use: Ever	B15, B16, B17, B18, B19
<b>TOBACCO USE</b>	
Tobacco Use: Current (Past 30 Day Use)	B28, B32, B33, B34, B35, B36
Tobacco Use: Ever	B27, B28, B29, B30, B31, B32, B33, B34, B35, B36
Cigarette Use: Current (Past 30 Day Use)	B28, B32, B36,
Cigarette Use: Ever	B28, B29, B30, B32, B36
Menthol Cigarette Use: Current	B36
Cigar Use: Current	B33
Smokeless Tobacco Use: Current	B34
Smokeless Tobacco Use: Ever	B31, B34
Water Pipe or Hookah Use: Current	B35
<b>ELECTRONIC CIGARETTE USE</b>	
Electronic Cigarette Use: Current	B38
Electronic Cigarette Use: Ever	B37, B38
<b>DRUG USE</b>	
Drug Use: Current (Past 30 Day Use)	B40, B42, B43, B44, B45, B46, B47, B48, B49
Drug Use: Ever	B39, B40, B41, B42, B43, B44, B45, B46, B47, B48, B49

### **Section III: Individual Question Trends**

Data provided in figures on [pages 145 through 174](#) present selected responses to 25 questions in the 2012, 2014, 2016, and 2018 Iowa Youth Surveys.

Percentages for the selected responses to questions are provided for all students who reported they were in 6th, 8th, and 11th grades, as well as responses for all grades combined. “All Grades” combines all responses from grades 6, 8, and 11, and also includes records with missing responses for grade. Figures 4, 8, 10, 13, and 18 display percentages to selected questions for 11<sup>th</sup> grade students by gender.

Each figure provides the IYS section and question number since question numbers can change each year. Percentages in the figures are based on the number of students who answered that question; missing responses are not included in the calculation. All percentages are rounded; “0%” appearing in any column represents anything less than 0.5% (including zero or none). Following each figure, the question is provided along with all response options for the question including responses represented by the percentages in the figure and the other possible responses associated with the question.

### **Additional Information**

---

For more information about the Iowa Youth Survey, including the background and changes through the years, refer to the [Appendix A on page 175](#). To obtain more detail regarding Iowa Youth Survey procedures or for answers to general questions, please visit: [www.iowayouthsurvey.iowa.gov](http://www.iowayouthsurvey.iowa.gov). For additional information, use the “Contact Us” link found in the upper right corner of the webpage. While resources are limited, every effort will be made to promptly respond to requests.

**Section I. Data Tables**

The "Total" columns may contain responses from additional records, including records with missing responses for gender or grade.

Iowa Youth Survey • 2018 Henry County Results												Iowa Youth Survey • 2018 State of Iowa Results																							
Number of Validated 2018 Iowa Youth Survey Records																																			
												6th Grade			8th Grade			11th Grade			All Grades			6th Grade			8th Grade			11th Grade			All Grades		
												TOTAL	M	F	TOTAL	M	F	TOTAL	M	F	TOTAL	M	F	TOTAL	M	F	TOTAL	M	F	TOTAL	M	F	TOTAL	M	F
212	115	94	242	122	120	175	84	88	631	322	302	24943	12631	12148	24272	12365	11753	20924	10592	10233	70451	35729	34265												

**Section A. DEMOGRAPHICS:**

Iowa Youth Survey • 2018 Henry County Results												Iowa Youth Survey • 2018 State of Iowa Results																							
In what grade of school are you?  IYS Question A5																																			
												6th Grade			8th Grade			11th Grade			All Grades			6th Grade			8th Grade			11th Grade			All Grades		
												TOTAL	M	F	TOTAL	M	F	TOTAL	M	F	TOTAL	M	F	TOTAL	M	F	TOTAL	M	F	TOTAL	M	F	TOTAL	M	F
6th	100%	100%	100%	0%	0%	0%	0%	0%	0%	34%	36%	31%	100%	100%	100%	0%	0%	0%	0%	0%	0%	0%	0%	0%	36%	35%	36%								
8th	0%	0%	0%	100%	100%	100%	0%	0%	0%	38%	38%	40%	0%	0%	0%	100%	100%	100%	0%	0%	0%	35%	35%	34%											
11th	0%	0%	0%	0%	0%	0%	100%	100%	100%	28%	26%	29%	0%	0%	0%	0%	0%	0%	100%	100%	100%	30%	30%	30%											
Percent who answered question	100%	100%	100%	100%	100%	100%	100%	100%	100%	100%	100%	100%	100%	100%	100%	100%	100%	100%	100%	100%	100%	100%	100%	100%	100%	100%	100%								

An asterisk ( \* ) will be present in cells where 10 or fewer students answered a question, or if 10% or fewer students did not respond in the *least* sensitive manner for select questions.

Iowa Youth Survey • 2018 Henry County Results													Iowa Youth Survey • 2018 State of Iowa Results											
What is your current age?																								
IYS Question A6	6th Grade			8th Grade			11th Grade			All Grades			6th Grade			8th Grade			11th Grade			All Grades		
	TOTAL	M	F	TOTAL	M	F	TOTAL	M	F	TOTAL	M	F	TOTAL	M	F	TOTAL	M	F	TOTAL	M	F	TOTAL	M	F
	9 or under	0%	0%	0%	0%	0%	0%	0%	0%	0%	0%	0%	0%	0%	0%	0%	0%	0%	0%	0%	0%	0%	0%	0%
10	1%	0%	1%	0%	0%	0%	0%	0%	0%	0%	0%	0%	0%	1%	0%	1%	0%	0%	0%	0%	0%	0%	0%	0%
11	68%	65%	71%	0%	0%	0%	0%	0%	0%	23%	24%	22%	71%	67%	76%	0%	0%	0%	0%	0%	0%	25%	24%	27%
12	29%	32%	27%	0%	0%	0%	0%	0%	0%	10%	11%	8%	27%	31%	23%	1%	1%	1%	0%	0%	0%	10%	11%	8%
13	1%	3%	0%	74%	74%	75%	0%	0%	0%	29%	29%	30%	1%	1%	0%	71%	67%	77%	0%	0%	0%	25%	23%	26%
14	0%	0%	0%	26%	26%	25%	0%	0%	0%	10%	10%	10%	0%	0%	0%	27%	32%	22%	0%	0%	0%	10%	11%	8%
15	0%	0%	0%	0%	0%	0%	0%	0%	0%	0%	0%	0%	0%	0%	0%	0%	0%	1%	1%	1%	0%	0%	0%	
16	0%	0%	0%	0%	0%	0%	73%	79%	68%	20%	20%	20%	0%	0%	0%	0%	0%	0%	69%	65%	74%	21%	19%	22%
17	0%	0%	0%	0%	0%	0%	27%	21%	31%	7%	6%	9%	0%	0%	0%	0%	0%	0%	29%	33%	24%	9%	10%	7%
18+	0%	0%	1%	0%	0%	0%	1%	0%	1%	0%	0%	1%	0%	0%	0%	0%	0%	1%	1%	1%	0%	0%	0%	
Percent who answered question	100%	100%	100%	100%	100%	100%	100%	100%	100%	100%	100%	100%	100%	100%	100%	100%	100%	100%	100%	100%	100%	100%	100%	100%

Iowa Youth Survey • 2018 Henry County Results													Iowa Youth Survey • 2018 State of Iowa Results											
Are you male or female?																								
IYS Question A7	6th Grade			8th Grade			11th Grade			All Grades			6th Grade			8th Grade			11th Grade			All Grades		
	TOTAL	M	F	TOTAL	M	F	TOTAL	M	F	TOTAL	M	F	TOTAL	M	F	TOTAL	M	F	TOTAL	M	F	TOTAL	M	F
	Male	55%	100%	0%	50%	100%	0%	49%	100%	0%	52%	100%	0%	51%	100%	0%	51%	100%	0%	51%	100%	0%	51%	100%
Female	45%	0%	100%	50%	0%	100%	51%	0%	100%	48%	0%	100%	49%	0%	100%	49%	0%	100%	49%	0%	100%	49%	0%	100%
Percent who answered question	99%	100%	100%	100%	100%	100%	98%	100%	100%	99%	100%	100%	99%	100%	100%	99%	100%	100%	100%	100%	100%	99%	100%	100%

An asterisk ( \* ) will be present in cells where 10 or fewer students answered a question, or if 10% or fewer students did not respond in the least sensitive manner for select questions.

Iowa Youth Survey • 2018 Henry County Results													Iowa Youth Survey • 2018 State of Iowa Results											
What race do you most identify as?																								
IYS Question A8	6th Grade			8th Grade			11th Grade			All Grades			6th Grade			8th Grade			11th Grade			All Grades		
	TOTAL	M	F	TOTAL	M	F	TOTAL	M	F	TOTAL	M	F	TOTAL	M	F	TOTAL	M	F	TOTAL	M	F	TOTAL	M	F
	White	77%	78%	76%	77%	81%	73%	82%	86%	80%	79%	81%	76%	74%	74%	74%	75%	76%	75%	80%	80%	80%	76%	77%
Black or African American	2%	1%	2%	5%	3%	6%	2%	4%	0%	3%	3%	3%	6%	6%	5%	5%	6%	5%	4%	5%	4%	5%	5%	5%
American Indian or Alaska Native	1%	1%	1%	1%	2%	1%	1%	0%	1%	1%	1%	1%	1%	1%	1%	1%	1%	1%	1%	1%	1%	1%	1%	1%
Asian	4%	4%	4%	5%	4%	7%	5%	4%	5%	5%	4%	5%	3%	3%	3%	3%	3%	3%	3%	3%	3%	3%	3%	3%
Native Hawaiian or Other Pacific Islander	0%	0%	0%	0%	1%	0%	1%	1%	0%	0%	1%	0%	0%	0%	0%	0%	0%	0%	0%	1%	0%	0%	0%	0%
Mixed or Multiple races	11%	10%	12%	8%	6%	11%	7%	4%	11%	9%	7%	11%	8%	8%	9%	8%	8%	8%	6%	5%	6%	7%	7%	8%
Other race	6%	7%	4%	3%	3%	3%	3%	2%	3%	4%	4%	3%	8%	8%	8%	7%	7%	7%	6%	5%	6%	7%	7%	7%
Percent who answered question	98%	98%	98%	100%	99%	100%	100%	100%	100%	99%	99%	99%	98%	99%	98%	99%	99%	99%	99%	99%	99%	99%	99%	99%

Iowa Youth Survey • 2018 Henry County Results													Iowa Youth Survey • 2018 State of Iowa Results											
Are you Hispanic or Latino?																								
IYS Question A9	6th Grade			8th Grade			11th Grade			All Grades			6th Grade			8th Grade			11th Grade			All Grades		
	TOTAL	M	F	TOTAL	M	F	TOTAL	M	F	TOTAL	M	F	TOTAL	M	F	TOTAL	M	F	TOTAL	M	F	TOTAL	M	F
	Yes	9%	6%	12%	7%	7%	8%	5%	4%	7%	7%	6%	9%	14%	13%	14%	13%	13%	13%	12%	11%	12%	13%	13%
No	91%	94%	88%	93%	93%	93%	95%	96%	93%	93%	94%	91%	86%	87%	86%	87%	87%	87%	88%	89%	88%	87%	87%	87%
Percent who answered question	97%	97%	98%	100%	99%	100%	100%	100%	100%	99%	99%	99%	92%	91%	94%	98%	97%	98%	99%	99%	100%	96%	96%	97%

An asterisk ( \* ) will be present in cells where 10 or fewer students answered a question, or if 10% or fewer students did not respond in the *least* sensitive manner for select questions.

Iowa Youth Survey • 2018 Henry County Results													Iowa Youth Survey • 2018 State of Iowa Results											
Where are you now living?																								
IYS Question A10	6th Grade			8th Grade			11th Grade			All Grades			6th Grade			8th Grade			11th Grade			All Grades		
	TOTAL	M	F	TOTAL	M	F	TOTAL	M	F	TOTAL	M	F	TOTAL	M	F	TOTAL	M	F	TOTAL	M	F	TOTAL	M	F
	With 1 parent (including step-parent, foster parent, guardian)	13%	10%	16%	15%	16%	13%	27%	29%	26%	18%	17%	18%	15%	14%	16%	17%	17%	18%	20%	19%	20%	17%	16%
With 2 parents (including step-parent, foster parent, guardian)	79%	76%	82%	76%	74%	79%	66%	65%	68%	74%	72%	77%	72%	72%	72%	75%	76%	75%	75%	75%	74%	74%	74%	74%
With grandparents or other relatives	2%	4%	0%	1%	2%	0%	3%	5%	2%	2%	4%	1%	3%	3%	2%	2%	2%	2%	2%	3%	2%	2%	3%	2%
With friends or other people who are not family members	0%	0%	0%	0%	0%	0%	2%	1%	1%	0%	0%	0%	0%	0%	0%	0%	0%	0%	1%	1%	1%	0%	0%	0%
Other	6%	10%	2%	8%	8%	8%	1%	0%	2%	5%	7%	4%	10%	11%	9%	5%	5%	4%	3%	3%	2%	6%	6%	5%
Percent who answered question	99%	100%	98%	100%	100%	99%	100%	100%	100%	99%	100%	99%	98%	98%	99%	99%	99%	99%	99%	100%	100%	99%	99%	99%

An asterisk ( \* ) will be present in cells where 10 or fewer students answered a question, or if 10% or fewer students did not respond in the *least* sensitive manner for select questions.

Iowa Youth Survey • 2018 Henry County Results													Iowa Youth Survey • 2018 State of Iowa Results											
I have a parent/guardian in the military who:																								
IYS Question A11	6th Grade			8th Grade			11th Grade			All Grades			6th Grade			8th Grade			11th Grade			All Grades		
	TOTAL	M	F	TOTAL	M	F	TOTAL	M	F	TOTAL	M	F	TOTAL	M	F	TOTAL	M	F	TOTAL	M	F	TOTAL	M	F
Is <u>currently</u> away from home because of military service and has been gone more than two weeks	2%	3%	1%	3%	3%	2%	1%	1%	0%	2%	3%	1%	1%	2%	1%	1%	1%	1%	1%	0%	1%	1%	1%	
<u>Returned home</u> after being away for more than two weeks because of military service in the last year	3%	3%	2%	3%	5%	2%	1%	1%	1%	2%	3%	2%	3%	4%	3%	2%	3%	1%	1%	1%	2%	3%	2%	
Is in the military but <u>has not been away</u> from home for more than two weeks because of military service in the last year	4%	3%	5%	1%	1%	1%	2%	1%	2%	2%	2%	2%	3%	3%	3%	2%	3%	2%	2%	2%	2%	3%	2%	
I do not have a parent in the military	92%	92%	92%	93%	91%	96%	97%	96%	97%	94%	93%	95%	93%	91%	94%	95%	94%	96%	96%	96%	97%	94%	94%	95%
Percent who answered question	93%	93%	94%	97%	96%	98%	99%	100%	100%	96%	96%	97%	93%	92%	95%	97%	96%	98%	99%	98%	99%	96%	95%	97%

An asterisk ( \* ) will be present in cells where 10 or fewer students answered a question, or if 10% or fewer students did not respond in the *least* sensitive manner for select questions.

**Section B. THINGS ABOUT ME:**

Iowa Youth Survey • 2018 Henry County Results													Iowa Youth Survey • 2018 State of Iowa Results											
On the average <u>during the school year</u> , how many <u>hours per week</u> do you spend: Working in a paid job?																								
IYS Question B1	TOTAL	M	F	TOTAL	M	F	TOTAL	M	F	TOTAL	M	F	TOTAL	M	F	TOTAL	M	F	TOTAL	M	F	TOTAL	M	F
	0 Hours	88%	87%	91%	79%	76%	82%	51%	52%	49%	74%	74%	75%	86%	83%	89%	83%	80%	86%	42%	43%	41%	72%	70%
1–2 Hours	7%	8%	4%	10%	10%	10%	5%	4%	6%	7%	7%	7%	7%	8%	6%	8%	9%	7%	5%	5%	5%	7%	7%	6%
3–5 Hours	1%	1%	2%	5%	6%	5%	13%	8%	17%	6%	5%	8%	3%	4%	3%	5%	6%	4%	10%	9%	10%	6%	6%	5%
6–8 Hours	3%	4%	2%	3%	4%	2%	5%	6%	3%	4%	5%	2%	2%	3%	1%	2%	3%	2%	11%	10%	11%	5%	5%	5%
9–10 Hours	0%	0%	0%	2%	2%	1%	7%	8%	7%	3%	3%	2%	1%	1%	1%	1%	1%	1%	8%	7%	10%	3%	3%	3%
11 or more Hours	0%	1%	0%	1%	2%	0%	19%	21%	17%	6%	7%	5%	1%	1%	1%	1%	2%	1%	25%	26%	23%	8%	9%	7%
Percent who answered question	97%	99%	95%	100%	100%	99%	99%	100%	99%	99%	100%	98%	96%	96%	96%	99%	99%	99%	99%	99%	99%	98%	98%	98%
Percent who reported one or more hours	12%	13%	9%	21%	24%	18%	49%	48%	51%	26%	26%	25%	14%	17%	11%	17%	20%	14%	58%	57%	59%	28%	30%	26%

An asterisk ( \* ) will be present in cells where 10 or fewer students answered a question, or if 10% or fewer students did not respond in the *least* sensitive manner for select questions.



Iowa Youth Survey • 2018 Henry County Results													Iowa Youth Survey • 2018 State of Iowa Results											
On the average during the school year, how many hours per week do you spend: Volunteering either by helping others or helping improve your school or community?																								
																								6th Grade
IYS Question B2	TOTAL	M	F	TOTAL	M	F	TOTAL	M	F	TOTAL	M	F	TOTAL	M	F	TOTAL	M	F	TOTAL	M	F	TOTAL	M	F
	0 Hours	59%	63%	54%	53%	56%	49%	53%	57%	49%	55%	59%	51%	64%	66%	61%	62%	67%	57%	50%	58%	43%	59%	64%
1–2 Hours	33%	29%	37%	33%	31%	35%	35%	31%	38%	33%	30%	37%	28%	25%	30%	29%	25%	33%	35%	30%	40%	30%	27%	34%
3–5 Hours	6%	5%	7%	10%	9%	12%	8%	7%	8%	8%	7%	9%	5%	5%	6%	6%	6%	7%	10%	8%	12%	7%	6%	8%
6–8 Hours	1%	2%	1%	2%	2%	2%	2%	2%	1%	2%	2%	1%	2%	2%	2%	1%	1%	1%	2%	2%	3%	2%	2%	2%
9–10 Hours	0%	1%	0%	1%	2%	1%	1%	1%	1%	1%	1%	1%	0%	0%	0%	0%	0%	0%	1%	1%	1%	0%	0%	1%
11 or more Hours	0%	0%	1%	1%	1%	2%	2%	1%	2%	1%	1%	2%	1%	1%	1%	1%	1%	1%	1%	1%	1%	1%	1%	1%
Percent who answered question	96%	97%	95%	99%	99%	99%	99%	99%	99%	98%	98%	98%	95%	95%	95%	98%	98%	98%	98%	98%	98%	97%	97%	97%
Percent who reported one or more hours	41%	37%	46%	48%	44%	51%	47%	43%	51%	45%	41%	49%	36%	34%	39%	38%	33%	43%	50%	42%	57%	41%	36%	46%

An asterisk ( \* ) will be present in cells where 10 or fewer students answered a question, or if 10% or fewer students did not respond in the least sensitive manner for select questions.

Iowa Youth Survey • 2018 Henry County Results													Iowa Youth Survey • 2018 State of Iowa Results																							
On the average during the school year, how many hours per week do you spend: Participating in extra-curricular activities <u>at school or outside of school</u> (sports, music, clubs, 4-H, scouts, etc.)?																																				
																								6th Grade			8th Grade			11th Grade			All Grades			6th Grade
													TOTAL	M	F	TOTAL	M	F	TOTAL	M	F	TOTAL	M	F	TOTAL	M	F	TOTAL	M	F	TOTAL	M	F	TOTAL	M	F
<b>0 Hours</b>	18%	25%	9%	16%	21%	11%	29%	33%	24%	20%	26%	14%	24%	27%	22%	20%	24%	17%	24%	26%	23%	23%	26%	20%												
<b>1–2 Hours</b>	47%	41%	55%	30%	28%	32%	13%	8%	17%	31%	28%	35%	37%	35%	39%	28%	28%	29%	17%	16%	17%	28%	27%	29%												
<b>3–5 Hours</b>	22%	17%	25%	22%	26%	19%	22%	20%	25%	22%	21%	23%	22%	21%	24%	21%	20%	23%	18%	17%	18%	21%	19%	22%												
<b>6–8 Hours</b>	5%	5%	4%	15%	12%	18%	10%	7%	13%	10%	8%	12%	9%	9%	9%	13%	12%	14%	12%	11%	14%	11%	11%	12%												
<b>9–10 Hours</b>	2%	2%	3%	7%	5%	8%	7%	8%	7%	5%	5%	6%	3%	3%	3%	7%	7%	8%	9%	9%	10%	6%	6%	7%												
<b>11 or more Hours</b>	7%	10%	3%	10%	9%	12%	18%	23%	14%	11%	13%	10%	5%	5%	4%	9%	9%	9%	19%	21%	18%	11%	11%	10%												
<b>Percent who answered question</b>	99%	99%	98%	100%	99%	100%	99%	100%	99%	99%	99%	99%	97%	96%	97%	98%	98%	99%	99%	99%	99%	98%	98%	98%												
<b>Percent who reported one or more hours</b>	82%	75%	91%	84%	79%	89%	71%	67%	76%	80%	74%	86%	76%	73%	78%	80%	76%	83%	76%	74%	77%	77%	74%	80%												

An asterisk ( \* ) will be present in cells where 10 or fewer students answered a question, or if 10% or fewer students did not respond in the least sensitive manner for select questions.

Iowa Youth Survey • 2018 Henry County Results													Iowa Youth Survey • 2018 State of Iowa Results											
On the average <u>during the school year</u> , how many <u>hours per week</u> do you spend: Reading just for fun?																								
																								6th Grade
IYS Question B4	TOTAL	M	F	TOTAL	M	F	TOTAL	M	F	TOTAL	M	F	TOTAL	M	F	TOTAL	M	F	TOTAL	M	F	TOTAL	M	F
	0 Hours	32%	43%	20%	43%	51%	35%	62%	68%	58%	45%	53%	37%	33%	40%	25%	47%	56%	37%	59%	67%	51%	46%	54%
1–2 Hours	51%	43%	59%	41%	39%	43%	28%	23%	31%	41%	37%	45%	48%	44%	53%	37%	32%	42%	28%	24%	32%	38%	34%	43%
3–5 Hours	7%	5%	10%	9%	4%	14%	7%	6%	7%	8%	5%	10%	11%	9%	12%	9%	7%	12%	7%	5%	10%	9%	7%	11%
6–8 Hours	2%	4%	1%	3%	2%	3%	2%	2%	1%	2%	3%	2%	3%	3%	4%	3%	2%	4%	3%	2%	3%	3%	2%	4%
9–10 Hours	3%	2%	4%	3%	3%	3%	0%	0%	0%	2%	2%	2%	1%	1%	2%	2%	1%	2%	1%	1%	1%	1%	1%	2%
11 or more Hours	4%	3%	7%	2%	1%	3%	1%	0%	2%	2%	1%	4%	3%	3%	4%	3%	2%	3%	2%	1%	3%	3%	2%	3%
Percent who answered question	98%	98%	98%	98%	98%	98%	98%	98%	98%	98%	98%	98%	97%	96%	97%	98%	98%	98%	98%	98%	98%	97%	97%	98%
Percent who reported one or more hours	68%	57%	80%	57%	49%	65%	38%	32%	42%	55%	47%	63%	67%	60%	75%	53%	44%	63%	41%	33%	49%	54%	46%	63%

An asterisk ( \* ) will be present in cells where 10 or fewer students answered a question, or if 10% or fewer students did not respond in the *least* sensitive manner for select questions.

Iowa Youth Survey • 2018 Henry County Results													Iowa Youth Survey • 2018 State of Iowa Results											
On the average <u>during the school year</u> , how many <u>hours per week</u> do you spend: At religious services, programs, or activities?																								
																								6th Grade
IYS Question B5	TOTAL	M	F	TOTAL	M	F	TOTAL	M	F	TOTAL	M	F	TOTAL	M	F	TOTAL	M	F	TOTAL	M	F	TOTAL	M	F
	0 Hours	44%	41%	47%	39%	43%	36%	57%	57%	56%	46%	46%	45%	47%	48%	45%	46%	48%	44%	55%	57%	53%	49%	51%
1–2 Hours	39%	40%	38%	39%	34%	44%	30%	28%	31%	36%	34%	38%	39%	37%	40%	37%	36%	38%	30%	30%	31%	35%	34%	36%
3–5 Hours	13%	13%	12%	17%	19%	15%	10%	13%	7%	14%	16%	12%	11%	11%	11%	13%	12%	15%	11%	10%	12%	12%	11%	13%
6–8 Hours	3%	4%	1%	3%	3%	3%	3%	1%	5%	3%	3%	3%	2%	2%	2%	2%	2%	2%	2%	2%	3%	2%	2%	2%
9–10 Hours	1%	1%	0%	1%	0%	2%	1%	0%	1%	1%	0%	1%	1%	1%	1%	0%	0%	1%	1%	1%	1%	1%	1%	1%
11 or more Hours	2%	2%	1%	1%	1%	1%	0%	0%	0%	1%	1%	1%	1%	1%	1%	1%	1%	1%	1%	1%	1%	1%	1%	1%
Percent who answered question	94%	92%	97%	98%	98%	98%	98%	98%	98%	96%	96%	97%	93%	93%	93%	96%	96%	97%	98%	98%	98%	95%	95%	96%
Percent who reported one or more hours	56%	59%	53%	61%	57%	64%	43%	43%	44%	54%	54%	55%	53%	52%	55%	54%	52%	56%	45%	43%	47%	51%	49%	53%

An asterisk ( \* ) will be present in cells where 10 or fewer students answered a question, or if 10% or fewer students did not respond in the *least* sensitive manner for select questions.

Iowa Youth Survey • 2018 Henry County Results													Iowa Youth Survey • 2018 State of Iowa Results											
On the average during the school year, how many hours per week do you spend: Doing school assignments or homework outside of school hours?																								
IYS Question B6	6th Grade			8th Grade			11th Grade			All Grades			6th Grade			8th Grade			11th Grade			All Grades		
	TOTAL	M	F	TOTAL	M	F	TOTAL	M	F	TOTAL	M	F	TOTAL	M	F	TOTAL	M	F	TOTAL	M	F	TOTAL	M	F
0 Hours	10%	10%	10%	12%	18%	5%	10%	13%	8%	11%	14%	7%	17%	21%	13%	15%	21%	10%	10%	14%	5%	14%	19%	10%
1–2 Hours	67%	70%	66%	57%	56%	58%	48%	48%	45%	58%	59%	57%	68%	66%	70%	60%	60%	60%	40%	46%	34%	57%	58%	56%
3–5 Hours	15%	15%	15%	20%	14%	26%	23%	27%	20%	19%	18%	21%	10%	9%	12%	18%	14%	21%	27%	24%	30%	18%	15%	21%
6–8 Hours	3%	4%	3%	8%	8%	8%	15%	10%	20%	8%	7%	10%	2%	2%	2%	5%	3%	6%	12%	9%	16%	6%	5%	7%
9–10 Hours	1%	0%	2%	3%	3%	3%	3%	2%	5%	2%	2%	3%	1%	1%	1%	1%	1%	2%	5%	4%	7%	2%	2%	3%
11 or more Hours	2%	2%	3%	1%	1%	1%	1%	0%	2%	1%	1%	2%	1%	1%	1%	1%	1%	1%	6%	4%	8%	3%	2%	3%
Percent who answered question	95%	95%	97%	99%	98%	100%	98%	99%	98%	97%	97%	98%	97%	97%	98%	99%	99%	99%	99%	99%	99%	98%	98%	98%
Percent who reported one or more hours	90%	90%	90%	88%	82%	95%	90%	87%	92%	89%	86%	93%	83%	79%	87%	85%	79%	90%	90%	86%	95%	86%	81%	90%

An asterisk ( \* ) will be present in cells where 10 or fewer students answered a question, or if 10% or fewer students did not respond in the least sensitive manner for select questions.

Iowa Youth Survey • 2018 Henry County Results													Iowa Youth Survey • 2018 State of Iowa Results																							
On the average during the school year, how many hours per week do you spend: Playing games or watching shows on an electronic device that is not school work (including Xbox, PlayStation, an iPad or other tablet, TV, a smartphone, texting, YouTube, Instagram, Facebook, or other social media)?																																				
													6th Grade			8th Grade			11th Grade			All Grades			6th Grade			8th Grade			11th Grade			All Grades		
													TOTAL	M	F	TOTAL	M	F	TOTAL	M	F	TOTAL	M	F	TOTAL	M	F	TOTAL	M	F	TOTAL	M	F	TOTAL	M	F
<b>0 Hours</b>	6%	4%	9%	5%	3%	7%	3%	5%	2%	5%	4%	6%	4%	4%	5%	2%	3%	2%	3%	3%	2%	3%	3%	3%												
<b>1–2 Hours</b>	27%	21%	32%	16%	15%	17%	14%	13%	13%	19%	17%	20%	28%	23%	34%	19%	18%	21%	17%	16%	18%	22%	19%	25%												
<b>3–5 Hours</b>	36%	38%	33%	33%	31%	36%	32%	29%	37%	34%	33%	35%	31%	30%	31%	30%	28%	32%	27%	25%	29%	29%	28%	31%												
<b>6–8 Hours</b>	14%	16%	12%	19%	17%	22%	15%	15%	15%	16%	16%	17%	15%	16%	14%	19%	18%	19%	19%	18%	21%	18%	17%	18%												
<b>9–10 Hours</b>	3%	4%	2%	8%	7%	9%	8%	6%	9%	6%	6%	7%	6%	7%	6%	9%	9%	10%	11%	10%	11%	9%	9%	9%												
<b>11 or more Hours</b>	15%	18%	12%	18%	26%	10%	28%	32%	23%	20%	25%	14%	15%	20%	11%	20%	24%	16%	24%	28%	19%	19%	24%	15%												
<b>Percent who answered question</b>	99%	99%	99%	100%	100%	100%	99%	100%	98%	99%	100%	99%	98%	98%	98%	99%	99%	99%	99%	99%	99%	99%	99%	99%												
<b>Percent who reported one or more hours</b>	94%	96%	91%	95%	97%	93%	97%	95%	98%	95%	96%	94%	96%	96%	95%	98%	97%	98%	97%	97%	98%	97%	97%	97%												

An asterisk ( \* ) will be present in cells where 10 or fewer students answered a question, or if 10% or fewer students did not respond in the least sensitive manner for select questions.

Iowa Youth Survey • 2018 Henry County Results													Iowa Youth Survey • 2018 State of Iowa Results											
<b>On how many days of the past 7 days were you physically active for a total of 60 minutes (1 hour) or more per day? (Add up all the time you spent in any kind of physical activity like running, walking fast, swimming, riding a bicycle)</b>																								
IYS Question B8	TOTAL	M	F	TOTAL	M	F	TOTAL	M	F	TOTAL	M	F	TOTAL	M	F	TOTAL	M	F	TOTAL	M	F	TOTAL	M	F
	0 days	4%	5%	3%	5%	4%	5%	10%	5%	15%	6%	5%	7%	6%	6%	5%	5%	6%	5%	8%	6%	9%	6%	6%
1 day	5%	5%	4%	5%	6%	5%	7%	5%	8%	6%	5%	6%	9%	9%	9%	6%	6%	6%	7%	5%	8%	7%	7%	8%
2 days	15%	11%	21%	9%	10%	8%	10%	5%	16%	11%	9%	15%	12%	11%	12%	9%	8%	10%	9%	7%	12%	10%	9%	11%
3 days	18%	17%	19%	12%	13%	10%	19%	15%	23%	16%	15%	17%	15%	13%	16%	13%	11%	14%	13%	10%	15%	13%	12%	15%
4 days	12%	13%	11%	12%	13%	12%	11%	8%	13%	12%	12%	12%	13%	13%	14%	12%	11%	13%	10%	9%	12%	12%	11%	13%
5 days	12%	10%	14%	17%	10%	23%	13%	17%	9%	14%	12%	16%	13%	13%	13%	17%	15%	18%	16%	17%	16%	15%	15%	16%
6 days	6%	7%	4%	5%	4%	7%	7%	12%	3%	6%	7%	5%	7%	7%	8%	9%	8%	10%	11%	11%	10%	9%	9%	9%
7 days	28%	32%	23%	35%	40%	30%	23%	33%	14%	29%	35%	23%	25%	28%	22%	29%	35%	23%	26%	34%	17%	27%	32%	21%
Percent who answered question	99%	98%	100%	100%	100%	100%	100%	100%	100%	100%	99%	100%	98%	98%	98%	99%	99%	99%	99%	99%	99%	99%	99%	99%
Percent who reported one or more days	96%	95%	97%	95%	96%	95%	90%	95%	85%	94%	95%	93%	94%	94%	95%	95%	94%	95%	92%	94%	91%	94%	94%	94%

An asterisk ( \* ) will be present in cells where 10 or fewer students answered a question, or if 10% or fewer students did not respond in the least sensitive manner for select questions.

Iowa Youth Survey • 2018 Henry County Results													Iowa Youth Survey • 2018 State of Iowa Results											
During the past 12 months, how many times did you have a concussion from playing a sport or being physically active?																								
IYS Question B9	6th Grade			8th Grade			11th Grade			All Grades			6th Grade			8th Grade			11th Grade			All Grades		
	TOTAL	M	F	TOTAL	M	F	TOTAL	M	F	TOTAL	M	F	TOTAL	M	F	TOTAL	M	F	TOTAL	M	F	TOTAL	M	F
	0 times	78%	73%	84%	91%	89%	93%	89%	87%	91%	86%	82%	90%	78%	76%	80%	86%	84%	87%	86%	85%	88%	83%	82%
1 time	11%	14%	6%	4%	5%	3%	7%	10%	5%	7%	10%	5%	10%	11%	9%	8%	9%	7%	9%	9%	8%	9%	10%	8%
2 times	4%	4%	3%	4%	5%	3%	3%	1%	5%	4%	4%	3%	4%	5%	4%	3%	3%	3%	3%	3%	2%	3%	3%	3%
3 times	1%	2%	1%	0%	0%	0%	1%	0%	0%	1%	1%	0%	2%	2%	2%	1%	1%	1%	1%	1%	1%	1%	1%	1%
4 or more times	6%	6%	5%	1%	2%	1%	1%	2%	0%	3%	3%	2%	6%	6%	6%	2%	3%	2%	1%	2%	1%	3%	4%	3%
Percent who answered question	99%	97%	100%	100%	100%	99%	99%	99%	100%	99%	99%	100%	98%	98%	98%	99%	99%	99%	99%	99%	99%	99%	99%	99%
Percent who reported one or more times	22%	27%	16%	9%	11%	7%	11%	13%	9%	14%	18%	10%	22%	24%	20%	14%	16%	13%	14%	15%	12%	17%	18%	15%

Iowa Youth Survey • 2018 Henry County Results													Iowa Youth Survey • 2018 State of Iowa Results											
Do you have any ongoing physical, mental, or emotional disabilities or impairments that limit your daily activities?																								
IYS Question B10	6th Grade			8th Grade			11th Grade			All Grades			6th Grade			8th Grade			11th Grade			All Grades		
	TOTAL	M	F	TOTAL	M	F	TOTAL	M	F	TOTAL	M	F	TOTAL	M	F	TOTAL	M	F	TOTAL	M	F	TOTAL	M	F
	Yes	14%	14%	14%	14%	13%	15%	21%	11%	30%	16%	13%	19%	12%	12%	11%	14%	11%	16%	17%	12%	21%	14%	12%
No	86%	86%	86%	86%	87%	85%	79%	89%	70%	84%	87%	81%	88%	88%	89%	86%	89%	84%	83%	88%	79%	86%	88%	84%
Percent who answered question	97%	97%	97%	98%	98%	99%	99%	100%	99%	98%	98%	98%	96%	96%	96%	98%	98%	98%	99%	99%	99%	97%	97%	98%

An asterisk ( \* ) will be present in cells where 10 or fewer students answered a question, or if 10% or fewer students did not respond in the *least* sensitive manner for select questions.



Iowa Youth Survey • 2018 Henry County Results													Iowa Youth Survey • 2018 State of Iowa Results											
During the past 7 days, how many times did you eat fruit (do not count fruit juice)?																								
IYS Question B11	6th Grade			8th Grade			11th Grade			All Grades			6th Grade			8th Grade			11th Grade			All Grades		
	TOTAL	M	F	TOTAL	M	F	TOTAL	M	F	TOTAL	M	F	TOTAL	M	F	TOTAL	M	F	TOTAL	M	F	TOTAL	M	F
	I did not eat any fruit during the past 7 days	3%	4%	2%	5%	5%	4%	9%	12%	5%	5%	7%	4%	6%	7%	5%	5%	6%	4%	6%	7%	5%	6%	7%
Less than 1 time each day	10%	12%	8%	8%	8%	9%	17%	18%	17%	11%	12%	11%	10%	11%	10%	12%	12%	12%	16%	16%	16%	13%	13%	13%
1 time per day	22%	22%	23%	34%	37%	32%	30%	29%	32%	29%	29%	29%	23%	23%	23%	26%	26%	27%	30%	29%	30%	26%	26%	27%
2 times per day	25%	24%	26%	23%	18%	27%	25%	19%	31%	24%	20%	28%	27%	27%	27%	29%	28%	30%	28%	27%	29%	28%	27%	29%
3 times per day	16%	16%	16%	18%	19%	17%	11%	11%	11%	15%	16%	15%	17%	17%	18%	16%	16%	16%	13%	13%	12%	15%	15%	16%
4 times per day	6%	4%	8%	4%	4%	4%	5%	8%	2%	5%	5%	5%	6%	6%	7%	5%	5%	4%	4%	4%	4%	5%	5%	5%
5 or more times each day	18%	18%	18%	8%	9%	8%	3%	4%	2%	10%	11%	9%	10%	10%	10%	7%	8%	6%	5%	6%	4%	7%	8%	7%
Percent who answered question	99%	99%	99%	99%	98%	100%	100%	100%	100%	99%	99%	100%	98%	98%	98%	99%	99%	99%	99%	99%	99%	99%	99%	99%
Percent who reported one or more times per day	87%	83%	90%	87%	88%	87%	74%	70%	78%	83%	82%	85%	83%	82%	85%	83%	82%	83%	78%	78%	79%	82%	81%	83%

An asterisk ( \* ) will be present in cells where 10 or fewer students answered a question, or if 10% or fewer students did not respond in the least sensitive manner for select questions.

Iowa Youth Survey • 2018 Henry County Results													Iowa Youth Survey • 2018 State of Iowa Results											
During the past 7 days, how many times did you eat green salad, carrots, potatoes or any other vegetables (do <u>not</u> count french fries, fried potatoes, or potato chips)?																								
IYS Question B12	6th Grade			8th Grade			11th Grade			All Grades			6th Grade			8th Grade			11th Grade			All Grades		
	TOTAL	M	F	TOTAL	M	F	TOTAL	M	F	TOTAL	M	F	TOTAL	M	F	TOTAL	M	F	TOTAL	M	F	TOTAL	M	F
I did not eat any vegetables during the past 7 days	8%	9%	8%	5%	8%	3%	9%	13%	3%	7%	9%	5%	10%	12%	7%	8%	10%	6%	8%	9%	6%	8%	10%	6%
Less than 1 time per day	11%	11%	11%	14%	18%	11%	19%	18%	20%	14%	15%	14%	14%	15%	13%	16%	17%	15%	18%	19%	17%	16%	17%	15%
1 time per day	24%	24%	22%	30%	30%	30%	34%	33%	36%	29%	29%	29%	29%	29%	30%	32%	32%	32%	33%	33%	33%	31%	31%	32%
2 times per day	25%	23%	26%	28%	28%	28%	25%	21%	27%	26%	25%	27%	24%	22%	25%	25%	23%	26%	24%	22%	27%	24%	22%	26%
3 times per day	14%	12%	16%	13%	11%	15%	10%	11%	9%	12%	11%	14%	12%	12%	13%	12%	11%	13%	10%	9%	11%	11%	11%	12%
4 times per day	4%	5%	3%	3%	1%	4%	3%	2%	2%	3%	3%	3%	4%	4%	5%	3%	3%	4%	3%	3%	3%	4%	3%	4%
5 or more times each day	15%	15%	15%	7%	5%	8%	1%	1%	1%	8%	8%	8%	6%	6%	7%	5%	5%	4%	4%	4%	3%	5%	5%	5%
Percent who answered question	100%	100%	99%	99%	98%	100%	100%	100%	100%	99%	99%	100%	98%	98%	98%	99%	99%	99%	99%	99%	99%	98%	98%	99%
Percent who reported one or more times per day	81%	80%	82%	80%	75%	86%	73%	69%	76%	78%	75%	82%	76%	73%	79%	76%	73%	79%	74%	72%	77%	76%	73%	79%

An asterisk ( \* ) will be present in cells where 10 or fewer students answered a question, or if 10% or fewer students did not respond in the *least* sensitive manner for select questions.

Iowa Youth Survey • 2018 Henry County Results													Iowa Youth Survey • 2018 State of Iowa Results											
During the <u>last 30 days</u> , how many times have you skipped or “cut” classes or school days?																								
IYS Question B13	6th Grade			8th Grade			11th Grade			All Grades			6th Grade			8th Grade			11th Grade			All Grades		
	TOTAL	M	F	TOTAL	M	F	TOTAL	M	F	TOTAL	M	F	TOTAL	M	F	TOTAL	M	F	TOTAL	M	F	TOTAL	M	F
	0 times	87%	89%	85%	89%	89%	89%	75%	77%	75%	85%	86%	84%	84%	83%	86%	86%	87%	86%	76%	77%	75%	83%	82%
1 time	7%	8%	7%	8%	9%	7%	13%	11%	15%	9%	9%	9%	9%	9%	8%	7%	7%	7%	10%	10%	10%	9%	9%	8%
2 times	3%	1%	5%	3%	1%	4%	5%	7%	2%	3%	3%	4%	4%	4%	3%	3%	3%	3%	6%	6%	6%	4%	4%	4%
3 or more times	2%	2%	3%	0%	1%	0%	7%	5%	8%	3%	2%	3%	3%	4%	3%	3%	4%	8%	8%	9%	5%	5%	5%	
Percent who answered question	98%	97%	98%	99%	99%	98%	99%	99%	100%	98%	98%	99%	97%	97%	97%	98%	98%	99%	99%	99%	99%	98%	98%	98%
Percent who reported one or more times	13%	11%	15%	11%	11%	11%	25%	23%	25%	15%	14%	16%	16%	17%	14%	14%	13%	14%	24%	23%	25%	17%	18%	17%

Iowa Youth Survey • 2018 Henry County Results													Iowa Youth Survey • 2018 State of Iowa Results											
About how often in the <u>last 30 days</u> have any of your classroom teachers had to stop teaching in order to deal with a major student disruption or behavior problem?																								
IYS Question B14	6th Grade			8th Grade			11th Grade			All Grades			6th Grade			8th Grade			11th Grade			All Grades		
	TOTAL	M	F	TOTAL	M	F	TOTAL	M	F	TOTAL	M	F	TOTAL	M	F	TOTAL	M	F	TOTAL	M	F	TOTAL	M	F
	0 times	32%	35%	29%	29%	38%	19%	34%	39%	28%	31%	38%	25%	29%	29%	28%	26%	28%	24%	45%	47%	42%	33%	34%
1 time	24%	22%	26%	23%	27%	19%	21%	19%	23%	23%	23%	22%	20%	21%	20%	21%	22%	20%	24%	24%	24%	22%	22%	21%
2 times	17%	15%	20%	16%	11%	22%	21%	20%	23%	18%	15%	22%	15%	15%	15%	16%	16%	16%	14%	12%	15%	15%	14%	15%
3 or more times	27%	28%	26%	32%	24%	39%	25%	21%	26%	28%	25%	31%	36%	35%	37%	37%	34%	40%	18%	16%	19%	31%	29%	33%
Percent who answered question	98%	96%	100%	99%	99%	99%	100%	100%	100%	99%	98%	100%	97%	97%	98%	99%	98%	99%	99%	99%	99%	98%	98%	98%
Percent who reported one or more times	68%	65%	71%	71%	62%	81%	66%	61%	72%	69%	62%	75%	71%	71%	72%	74%	72%	76%	55%	53%	58%	67%	66%	69%

An asterisk ( \* ) will be present in cells where 10 or fewer students answered a question, or if 10% or fewer students did not respond in the *least* sensitive manner for select questions.

Iowa Youth Survey • 2018 Henry County Results													Iowa Youth Survey • 2018 State of Iowa Results											
How old were you (if ever) when you first drank (more than a few sips) of alcohol (beer, wine, or liquor)?																								
IYS Question B15	6th Grade			8th Grade			11th Grade			All Grades			6th Grade			8th Grade			11th Grade			All Grades		
	TOTAL	M	F	TOTAL	M	F	TOTAL	M	F	TOTAL	M	F	TOTAL	M	F	TOTAL	M	F	TOTAL	M	F	TOTAL	M	F
Never	87%	87%	86%	69%	68%	70%	51%	51%	49%	70%	70%	69%	83%	79%	87%	74%	73%	76%	52%	54%	50%	71%	70%	72%
8 or younger	7%	5%	9%	8%	11%	4%	4%	7%	1%	6%	8%	5%	7%	9%	6%	6%	6%	5%	3%	5%	2%	6%	7%	4%
9 or 10	2%	1%	3%	3%	2%	3%	2%	2%	2%	2%	2%	3%	5%	6%	4%	4%	5%	4%	2%	2%	2%	4%	4%	3%
11 or 12	4%	5%	2%	11%	7%	16%	6%	9%	3%	7%	7%	8%	4%	5%	3%	7%	7%	7%	4%	4%	3%	5%	5%	4%
13 or 14	0%	0%	0%	9%	12%	6%	13%	11%	16%	7%	8%	7%	0%	0%	0%	8%	8%	8%	12%	11%	14%	7%	6%	7%
15 or 16	0%	0%	0%	0%	0%	1%	23%	20%	26%	6%	5%	8%	0%	0%	0%	0%	0%	0%	24%	21%	28%	7%	6%	8%
17 or older	1%	2%	0%	0%	0%	0%	1%	0%	2%	1%	1%	1%	1%	1%	1%	0%	0%	0%	2%	2%	2%	1%	1%	1%
Percent who answered question	99%	98%	99%	98%	99%	98%	99%	98%	100%	98%	98%	99%	97%	97%	97%	98%	98%	98%	98%	98%	98%	98%	98%	98%

Note: Question B15 is a skip question. If a respondent answered "Never" to question B15, he or she was taken to question B26 and responses representing never having used alcohol were inserted into the data set for all questions in between.

Iowa Youth Survey • 2018 Henry County Results													Iowa Youth Survey • 2018 State of Iowa Results											
In the past 30 days, have you had at least one drink of alcohol (glass, bottle or can of beer, glass of wine, liquor, or mixed drink)?																								
IYS Question B16	6th Grade			8th Grade			11th Grade			All Grades			6th Grade			8th Grade			11th Grade			All Grades		
	TOTAL	M	F	TOTAL	M	F	TOTAL	M	F	TOTAL	M	F	TOTAL	M	F	TOTAL	M	F	TOTAL	M	F	TOTAL	M	F
Yes	1%	2%	1%	8%	7%	9%	25%	21%	30%	11%	9%	13%	3%	3%	2%	7%	7%	7%	20%	20%	21%	10%	10%	10%
No	99%	98%	99%	92%	93%	91%	75%	79%	70%	89%	91%	87%	97%	97%	98%	93%	93%	93%	80%	80%	79%	90%	90%	90%
Percent who answered question	99%	98%	100%	99%	99%	99%	99%	98%	100%	99%	98%	100%	98%	98%	99%	99%	99%	99%	98%	98%	99%	98%	98%	99%

Note: Question B16 is a skip question. If a respondent answered "No" to question B16, he or she was taken to question B26 and responses representing never having used alcohol were inserted into the data set for all questions in between.

An asterisk ( \* ) will be present in cells where 10 or fewer students answered a question, or if 10% or fewer students did not respond in the least sensitive manner for select questions.

Iowa Youth Survey • 2018 Henry County Results													Iowa Youth Survey • 2018 State of Iowa Results																																		
During the last 30 days, on how many days did you have 5 or more drinks of alcohol (glasses, bottles, or cans of beer, glasses of wine, liquor, mixed drinks) in a row, that is within a couple of hours?																																															
																								6th Grade			8th Grade			11th Grade			All Grades			6th Grade			8th Grade			11th Grade			All Grades		
																								TOTAL	M	F	TOTAL	M	F	TOTAL	M	F	TOTAL	M	F	TOTAL	M	F	TOTAL	M	F	TOTAL	M	F	TOTAL	M	F
0 days	99%	99%	99%	96%	98%	95%	84%	87%	81%	94%	95%	92%	99%	99%	99%	97%	97%	97%	88%	87%	89%	95%	95%	95%																							
1 day	0%	0%	0%	3%	2%	3%	7%	2%	11%	3%	1%	5%	1%	1%	0%	2%	1%	2%	5%	4%	5%	2%	2%	2%																							
2 days	0%	0%	0%	1%	0%	2%	2%	4%	1%	1%	1%	1%	0%	0%	0%	1%	1%	1%	3%	3%	3%	1%	1%	1%																							
3 to 5 days	0%	0%	0%	0%	1%	0%	4%	4%	5%	1%	1%	1%	0%	0%	0%	0%	0%	0%	2%	3%	2%	1%	1%	1%																							
6 to 9 days	0%	0%	0%	0%	0%	0%	1%	1%	1%	0%	0%	0%	0%	0%	0%	0%	0%	0%	1%	1%	1%	0%	0%	0%																							
10 to 19 days	0%	1%	0%	0%	0%	0%	1%	1%	1%	0%	1%	0%	0%	0%	0%	0%	0%	0%	0%	0%	0%	0%	0%	0%																							
20 or more days	0%	0%	1%	0%	0%	0%	1%	1%	0%	0%	0%	0%	0%	0%	0%	0%	0%	0%	1%	1%	0%	0%	1%	0%																							
Percent who answered question	99%	98%	100%	99%	99%	99%	99%	99%	100%	99%	99%	100%	98%	98%	99%	99%	99%	99%	99%	99%	99%	99%	99%	99%																							
Percent who reported one or more days	1%	1%	1%	4%	2%	5%	16%	13%	19%	6%	5%	8%	1%	1%	1%	3%	3%	3%	12%	13%	11%	5%	5%	5%																							

Iowa Youth Survey • 2018 Henry County Results													Iowa Youth Survey • 2018 State of Iowa Results																																		
If you drank alcohol in the past 30 days, did you drink: Beer?																																															
																								6th Grade			8th Grade			11th Grade			All Grades			6th Grade			8th Grade			11th Grade			All Grades		
																								TOTAL	M	F	TOTAL	M	F	TOTAL	M	F	TOTAL	M	F	TOTAL	M	F	TOTAL	M	F	TOTAL	M	F	TOTAL	M	F
Yes	1%	1%	1%	5%	5%	4%	15%	17%	14%	6%	7%	6%	1%	1%	1%	3%	3%	3%	10%	13%	8%	4%	5%	3%																							
No	99%	99%	99%	95%	95%	96%	85%	83%	86%	94%	93%	94%	99%	99%	99%	97%	97%	97%	90%	87%	92%	96%	95%	97%																							
Percent who answered question	100%	100%	100%	98%	99%	98%	98%	98%	98%	99%	99%	98%	98%	98%	99%	98%	98%	98%	97%	98%	97%	98%	98%	98%																							

An asterisk ( \* ) will be present in cells where 10 or fewer students answered a question, or if 10% or fewer students did not respond in the least sensitive manner for select questions.

Iowa Youth Survey • 2018 Henry County Results													Iowa Youth Survey • 2018 State of Iowa Results											
If you drank alcohol in the past 30 days, did you drink: Any other alcohol?																								
IYS Question B19	6th Grade			8th Grade			11th Grade			All Grades			6th Grade			8th Grade			11th Grade			All Grades		
	TOTAL	M	F	TOTAL	M	F	TOTAL	M	F	TOTAL	M	F	TOTAL	M	F	TOTAL	M	F	TOTAL	M	F	TOTAL	M	F
	Yes	0%	0%	1%	6%	4%	8%	22%	15%	29%	8%	5%	12%	2%	2%	1%	5%	5%	6%	17%	16%	19%	8%	7%
No	100%	100%	99%	94%	96%	92%	78%	85%	71%	92%	95%	88%	98%	98%	99%	95%	95%	94%	83%	84%	81%	92%	93%	92%
Percent who answered question	100%	100%	100%	99%	98%	99%	98%	98%	99%	99%	99%	99%	98%	98%	99%	98%	98%	99%	98%	98%	98%	98%	98%	99%

Iowa Youth Survey • 2018 Henry County Results													Iowa Youth Survey • 2018 State of Iowa Results											
During the past 30 days did you get <u>alcohol</u> from the following sources: I bought it?																								
IYS Question B20	6th Grade			8th Grade			11th Grade			All Grades			6th Grade			8th Grade			11th Grade			All Grades		
	TOTAL	M	F	TOTAL	M	F	TOTAL	M	F	TOTAL	M	F	TOTAL	M	F	TOTAL	M	F	TOTAL	M	F	TOTAL	M	F
	Yes	0%	0%	0%	0%	0%	0%	1%	0%	2%	0%	0%	1%	0%	0%	0%	0%	1%	0%	2%	3%	1%	1%	1%
No	100%	100%	100%	100%	100%	100%	99%	100%	98%	100%	100%	99%	100%	100%	100%	100%	99%	100%	98%	97%	99%	99%	99%	100%
Percent who answered question	100%	99%	100%	98%	99%	98%	96%	94%	98%	98%	98%	98%	98%	98%	98%	98%	98%	98%	95%	95%	94%	97%	97%	97%

An asterisk ( \* ) will be present in cells where 10 or fewer students answered a question, or if 10% or fewer students did not respond in the *least* sensitive manner for select questions.

Iowa Youth Survey • 2018 Henry County Results													Iowa Youth Survey • 2018 State of Iowa Results											
During the past 30 days did you get <u>alcohol</u> from the following sources: I gave someone money to buy it?																								
IYS Question B21	6th Grade			8th Grade			11th Grade			All Grades			6th Grade			8th Grade			11th Grade			All Grades		
	TOTAL	M	F	TOTAL	M	F	TOTAL	M	F	TOTAL	M	F	TOTAL	M	F	TOTAL	M	F	TOTAL	M	F	TOTAL	M	F
Yes	0%	0%	1%	0%	1%	0%	11%	6%	15%	3%	2%	5%	0%	0%	0%	1%	1%	1%	6%	6%	6%	2%	2%	2%
No	100%	100%	99%	100%	99%	100%	89%	94%	85%	97%	98%	95%	100%	100%	100%	99%	99%	99%	94%	94%	94%	98%	98%	98%
Percent who answered question	100%	99%	100%	98%	99%	98%	97%	96%	98%	98%	98%	98%	98%	98%	98%	98%	98%	98%	95%	95%	96%	97%	97%	97%

Iowa Youth Survey • 2018 Henry County Results													Iowa Youth Survey • 2018 State of Iowa Results											
During the past 30 days did you get <u>alcohol</u> from the following sources: I got it from a parent/guardian?																								
IYS Question B22	6th Grade			8th Grade			11th Grade			All Grades			6th Grade			8th Grade			11th Grade			All Grades		
	TOTAL	M	F	TOTAL	M	F	TOTAL	M	F	TOTAL	M	F	TOTAL	M	F	TOTAL	M	F	TOTAL	M	F	TOTAL	M	F
Yes	0%	0%	1%	3%	2%	4%	4%	3%	5%	2%	1%	3%	1%	1%	1%	3%	3%	3%	5%	4%	5%	3%	3%	3%
No	100%	100%	99%	97%	98%	96%	96%	97%	95%	98%	99%	97%	99%	99%	99%	97%	97%	97%	95%	96%	95%	97%	97%	97%
Percent who answered question	100%	99%	100%	98%	99%	98%	96%	94%	98%	98%	98%	98%	98%	98%	99%	98%	98%	98%	95%	95%	95%	97%	97%	97%

An asterisk ( \* ) will be present in cells where 10 or fewer students answered a question, or if 10% or fewer students did not respond in the *least* sensitive manner for select questions.

Iowa Youth Survey • 2018 Henry County Results													Iowa Youth Survey • 2018 State of Iowa Results											
During the past 30 days did you get <u>alcohol</u> from the following sources: I got it at a party?																								
IYS Question B23	6th Grade			8th Grade			11th Grade			All Grades			6th Grade			8th Grade			11th Grade			All Grades		
	TOTAL	M	F	TOTAL	M	F	TOTAL	M	F	TOTAL	M	F	TOTAL	M	F	TOTAL	M	F	TOTAL	M	F	TOTAL	M	F
	Yes	0%	0%	1%	4%	3%	5%	12%	6%	19%	5%	3%	8%	1%	1%	1%	2%	2%	2%	10%	10%	11%	4%	4%
No	100%	100%	99%	96%	97%	95%	88%	94%	81%	95%	97%	92%	99%	99%	99%	98%	98%	98%	90%	90%	89%	96%	96%	96%
Percent who answered question	100%	99%	100%	99%	99%	98%	97%	96%	98%	98%	98%	99%	98%	98%	99%	98%	98%	98%	96%	96%	96%	97%	97%	98%

Iowa Youth Survey • 2018 Henry County Results													Iowa Youth Survey • 2018 State of Iowa Results											
During the past 30 days did you get <u>alcohol</u> from the following sources: A friend who is under 21 gave to me?																								
IYS Question B24	6th Grade			8th Grade			11th Grade			All Grades			6th Grade			8th Grade			11th Grade			All Grades		
	TOTAL	M	F	TOTAL	M	F	TOTAL	M	F	TOTAL	M	F	TOTAL	M	F	TOTAL	M	F	TOTAL	M	F	TOTAL	M	F
	Yes	0%	0%	0%	4%	2%	6%	8%	5%	11%	4%	2%	6%	0%	0%	0%	2%	2%	2%	7%	6%	7%	3%	2%
No	100%	100%	100%	96%	98%	94%	92%	95%	89%	96%	98%	94%	100%	100%	100%	98%	98%	98%	93%	94%	93%	97%	98%	97%
Percent who answered question	100%	99%	100%	99%	99%	99%	97%	94%	99%	98%	98%	99%	98%	98%	98%	98%	98%	98%	95%	95%	95%	97%	97%	97%

An asterisk ( \* ) will be present in cells where 10 or fewer students answered a question, or if 10% or fewer students did not respond in the *least* sensitive manner for select questions.



Iowa Youth Survey • 2018 Henry County Results													Iowa Youth Survey • 2018 State of Iowa Results											
During the past 30 days did you get <u>alcohol</u> from the following sources: A friend who is over 21 gave it to me?																								
IYS Question B25	6th Grade			8th Grade			11th Grade			All Grades			6th Grade			8th Grade			11th Grade			All Grades		
	TOTAL	M	F	TOTAL	M	F	TOTAL	M	F	TOTAL	M	F	TOTAL	M	F	TOTAL	M	F	TOTAL	M	F	TOTAL	M	F
	Yes	1%	1%	1%	2%	1%	3%	12%	9%	15%	4%	3%	6%	0%	1%	0%	2%	2%	2%	7%	7%	8%	3%	3%
No	99%	99%	99%	98%	99%	97%	88%	91%	85%	96%	97%	94%	100%	99%	100%	98%	98%	98%	93%	93%	92%	97%	97%	97%
Percent who answered question	100%	99%	100%	98%	98%	98%	97%	95%	98%	98%	98%	99%	98%	98%	99%	98%	98%	98%	95%	95%	95%	97%	97%	97%

Iowa Youth Survey • 2018 Henry County Results													Iowa Youth Survey • 2018 State of Iowa Results											
Have you ever driven a car or other motor vehicle after using any amount of alcohol or other drugs?																								
IYS Question B26	6th Grade			8th Grade			11th Grade			All Grades			6th Grade			8th Grade			11th Grade			All Grades		
	TOTAL	M	F	TOTAL	M	F	TOTAL	M	F	TOTAL	M	F	TOTAL	M	F	TOTAL	M	F	TOTAL	M	F	TOTAL	M	F
	0 times	99%	100%	97%	96%	96%	97%	88%	90%	85%	95%	96%	93%	98%	97%	99%	98%	97%	98%	91%	90%	92%	96%	95%
1 time	0%	0%	1%	3%	2%	3%	6%	2%	9%	3%	1%	4%	1%	1%	1%	1%	1%	1%	4%	3%	4%	2%	2%	2%
2 times	0%	0%	0%	1%	2%	0%	2%	1%	2%	1%	1%	1%	0%	0%	0%	0%	1%	0%	2%	2%	2%	1%	1%	1%
3 or more times	1%	0%	2%	0%	1%	0%	5%	6%	3%	2%	2%	2%	1%	1%	1%	1%	1%	1%	4%	5%	3%	2%	2%	1%
Percent who answered question	99%	99%	98%	99%	99%	99%	99%	99%	100%	99%	99%	99%	98%	98%	98%	99%	99%	99%	98%	98%	99%	98%	98%	98%
Percent who reported one or more times	1%	0%	3%	4%	4%	3%	12%	10%	15%	5%	4%	7%	2%	3%	1%	2%	3%	2%	9%	10%	8%	4%	5%	4%

An asterisk ( \* ) will be present in cells where 10 or fewer students answered a question, or if 10% or fewer students did not respond in the *least* sensitive manner for select questions.

Iowa Youth Survey • 2018 Henry County Results													Iowa Youth Survey • 2018 State of Iowa Results											
Have you ever smoked tobacco or used any tobacco products (not including electronic cigarettes)?																								
IYS Question B27	6th Grade			8th Grade			11th Grade			All Grades			6th Grade			8th Grade			11th Grade			All Grades		
	TOTAL	M	F	TOTAL	M	F	TOTAL	M	F	TOTAL	M	F	TOTAL	M	F	TOTAL	M	F	TOTAL	M	F	TOTAL	M	F
	Yes	2%	2%	2%	9%	11%	7%	21%	21%	20%	10%	10%	9%	3%	3%	2%	7%	8%	7%	17%	19%	15%	9%	10%
No	98%	98%	98%	91%	89%	93%	79%	79%	80%	90%	90%	91%	97%	97%	98%	93%	92%	93%	83%	81%	85%	91%	90%	92%
Percent who answered question	99%	99%	99%	99%	99%	99%	100%	100%	100%	99%	99%	99%	98%	98%	98%	98%	98%	99%	98%	98%	99%	98%	98%	98%

Note: Question B27 is a skip question. If a respondent answered “No” to question B27, he or she was taken to question B38 and responses representing never having used tobacco products were inserted into the data set for all questions in between.

An asterisk ( \* ) will be present in cells where 10 or fewer students answered a question, or if 10% or fewer students did not respond in the *least* sensitive manner for select questions.

Iowa Youth Survey • 2018 Henry County Results													Iowa Youth Survey • 2018 State of Iowa Results																																			
During the <u>past 30 days</u> , on the days you smoked, how many cigarettes did you smoke per day?																																																
																									6th Grade			8th Grade			11th Grade			All Grades			6th Grade			8th Grade			11th Grade			All Grades		
																									TOTAL	M	F	TOTAL	M	F	TOTAL	M	F	TOTAL	M	F	TOTAL	M	F	TOTAL	M	F	TOTAL	M	F	TOTAL	M	F
I did not smoke cigarettes during the past 30 days	100%	100%	99%	98%	98%	97%	94%	94%	94%	97%	98%	97%	99%	99%	99%	98%	98%	98%	95%	95%	96%	98%	98%	98%																								
Less than 1 cigarette per day	0%	0%	0%	2%	1%	3%	1%	0%	2%	1%	0%	2%	0%	0%	0%	1%	1%	1%	2%	2%	2%	1%	1%	1%																								
1 cigarette per day	0%	0%	0%	1%	1%	1%	1%	0%	0%	0%	0%	0%	0%	0%	0%	0%	0%	0%	1%	1%	1%	0%	0%	0%																								
2 to 5 cigarettes per day	0%	0%	0%	0%	0%	0%	3%	4%	3%	1%	1%	1%	0%	0%	0%	0%	0%	0%	1%	1%	1%	1%	1%	1%																								
6 to 10 cigarettes per day	0%	0%	0%	0%	0%	0%	1%	1%	0%	0%	0%	0%	0%	0%	0%	0%	0%	0%	0%	1%	0%	0%	0%	0%																								
11 to 20 cigarettes per day	0%	0%	0%	0%	0%	0%	0%	0%	0%	0%	0%	0%	0%	0%	0%	0%	0%	0%	0%	0%	0%	0%	0%	0%																								
More than 20 cigarettes per day	0%	0%	1%	0%	0%	0%	1%	1%	0%	0%	0%	0%	0%	0%	0%	0%	0%	0%	0%	1%	0%	0%	0%	0%																								
Percent who answered question	100%	99%	100%	99%	99%	99%	100%	100%	100%	99%	99%	100%	98%	98%	99%	99%	99%	99%	99%	98%	99%	98%	98%	99%																								
Percent who reported one or more per day	0%	0%	1%	1%	1%	1%	5%	6%	3%	2%	2%	2%	0%	0%	0%	1%	1%	1%	3%	3%	2%	1%	1%	1%																								

An asterisk ( \* ) will be present in cells where 10 or fewer students answered a question, or if 10% or fewer students did not respond in the *least* sensitive manner for select questions.

Iowa Youth Survey • 2018 Henry County Results													Iowa Youth Survey • 2018 State of Iowa Results											
How many times in the past 12 months have you stopped smoking cigarettes for one day or longer because you were trying to quit?																								
IYS Question B29	6th Grade			8th Grade			11th Grade			All Grades			6th Grade			8th Grade			11th Grade			All Grades		
	TOTAL	M	F	TOTAL	M	F	TOTAL	M	F	TOTAL	M	F	TOTAL	M	F	TOTAL	M	F	TOTAL	M	F	TOTAL	M	F
I have not smoked cigarettes in the past 12 months	100%	100%	99%	96%	96%	97%	86%	87%	86%	95%	95%	94%	99%	99%	99%	97%	97%	97%	94%	94%	94%	97%	97%	97%
I have not tried to quit	0%	0%	1%	2%	1%	3%	5%	4%	7%	2%	1%	4%	0%	0%	0%	1%	1%	1%	3%	3%	2%	1%	1%	1%
1 time	0%	0%	0%	0%	1%	0%	3%	5%	2%	1%	2%	1%	0%	0%	0%	1%	1%	0%	1%	1%	1%	1%	1%	1%
2 times	0%	0%	0%	0%	0%	0%	1%	1%	0%	0%	0%	0%	0%	0%	0%	0%	0%	0%	1%	1%	1%	0%	0%	0%
3 or more times	0%	0%	0%	1%	2%	0%	4%	4%	5%	2%	2%	1%	0%	0%	0%	1%	1%	1%	1%	1%	1%	1%	1%	1%
Percent who answered question	100%	99%	100%	99%	99%	98%	100%	100%	100%	99%	99%	99%	98%	98%	99%	99%	99%	99%	98%	98%	99%	98%	98%	99%
Percent who reported one or more times	0%	0%	0%	2%	3%	0%	9%	10%	7%	3%	4%	2%	0%	1%	0%	2%	2%	1%	4%	4%	4%	2%	2%	2%

An asterisk ( \* ) will be present in cells where 10 or fewer students answered a question, or if 10% or fewer students did not respond in the *least* sensitive manner for select questions.

Iowa Youth Survey • 2018 Henry County Results													Iowa Youth Survey • 2018 State of Iowa Results											
How old were you when you first: Smoked a whole cigarette for the first time?																								
IYS Question B30	6th Grade			8th Grade			11th Grade			All Grades			6th Grade			8th Grade			11th Grade			All Grades		
	TOTAL	M	F	TOTAL	M	F	TOTAL	M	F	TOTAL	M	F	TOTAL	M	F	TOTAL	M	F	TOTAL	M	F	TOTAL	M	F
Never	100%	100%	99%	94%	93%	96%	83%	82%	84%	93%	92%	93%	99%	99%	99%	96%	96%	96%	89%	89%	90%	95%	95%	95%
8 or younger	0%	0%	1%	1%	1%	1%	0%	0%	0%	0%	0%	1%	0%	1%	0%	1%	1%	0%	1%	1%	0%	1%	1%	0%
9 or 10	0%	0%	0%	0%	1%	0%	1%	1%	0%	0%	1%	0%	0%	1%	0%	1%	1%	1%	1%	1%	1%	1%	1%	1%
11 or 12	0%	0%	0%	1%	1%	2%	3%	5%	0%	1%	2%	1%	0%	0%	0%	2%	1%	2%	1%	1%	1%	1%	1%	1%
13 or 14	0%	0%	0%	3%	5%	2%	7%	7%	7%	3%	4%	3%	0%	0%	0%	1%	1%	1%	3%	3%	3%	1%	1%	1%
15 or 16	0%	0%	0%	0%	0%	0%	6%	4%	9%	2%	1%	3%	0%	0%	0%	0%	0%	0%	5%	5%	4%	1%	1%	1%
17 or older	0%	0%	0%	0%	0%	0%	1%	1%	0%	0%	0%	0%	0%	0%	0%	0%	0%	0%	0%	0%	0%	0%	0%	0%
Percent who answered question	100%	100%	100%	99%	98%	99%	99%	99%	100%	99%	99%	100%	98%	98%	99%	99%	99%	99%	98%	98%	99%	98%	98%	99%

An asterisk ( \* ) will be present in cells where 10 or fewer students answered a question, or if 10% or fewer students did not respond in the *least* sensitive manner for select questions.

Iowa Youth Survey • 2018 Henry County Results													Iowa Youth Survey • 2018 State of Iowa Results											
How old were you when you first: Used smokeless tobacco (chewing tobacco, snuff, plug, dipping tobacco, snus, Orbs)?																								
IYS Question B31	6th Grade			8th Grade			11th Grade			All Grades			6th Grade			8th Grade			11th Grade			All Grades		
	TOTAL	M	F	TOTAL	M	F	TOTAL	M	F	TOTAL	M	F	TOTAL	M	F	TOTAL	M	F	TOTAL	M	F	TOTAL	M	F
Never	99%	99%	99%	96%	96%	97%	90%	83%	95%	95%	94%	97%	99%	99%	99%	98%	97%	98%	93%	89%	96%	97%	95%	98%
8 or younger	0%	0%	1%	0%	0%	0%	0%	0%	0%	0%	0%	0%	0%	0%	0%	0%	1%	0%	1%	1%	0%	0%	1%	0%
9 or 10	0%	1%	0%	0%	0%	0%	1%	1%	1%	0%	1%	0%	0%	0%	0%	0%	0%	0%	0%	1%	0%	0%	0%	0%
11 or 12	0%	0%	0%	2%	1%	3%	1%	1%	0%	1%	1%	1%	0%	0%	0%	1%	1%	1%	1%	1%	0%	1%	1%	0%
13 or 14	0%	0%	0%	2%	3%	1%	5%	8%	2%	2%	3%	1%	0%	0%	0%	1%	1%	1%	2%	3%	1%	1%	1%	1%
15 or 16	0%	0%	0%	0%	0%	0%	3%	6%	1%	1%	2%	0%	0%	0%	0%	0%	0%	0%	3%	5%	2%	1%	1%	1%
17 or older	0%	0%	0%	0%	0%	0%	0%	0%	0%	0%	0%	0%	0%	0%	0%	0%	0%	0%	0%	0%	0%	0%	0%	0%
Percent who answered question	100%	100%	100%	99%	99%	99%	99%	99%	100%	99%	99%	100%	98%	98%	99%	99%	99%	99%	98%	98%	98%	98%	98%	99%

An asterisk ( \* ) will be present in cells where 10 or fewer students answered a question, or if 10% or fewer students did not respond in the *least* sensitive manner for select questions.

Iowa Youth Survey • 2018 Henry County Results													Iowa Youth Survey • 2018 State of Iowa Results											
In the past 30 days, on how many days have you: Smoked cigarettes?																								
IYS Question B32	6th Grade			8th Grade			11th Grade			All Grades			6th Grade			8th Grade			11th Grade			All Grades		
	TOTAL	M	F	TOTAL	M	F	TOTAL	M	F	TOTAL	M	F	TOTAL	M	F	TOTAL	M	F	TOTAL	M	F	TOTAL	M	F
0 days	100%	100%	99%	98%	97%	98%	92%	93%	91%	97%	97%	96%	99%	99%	100%	98%	98%	98%	96%	95%	96%	98%	98%	98%
1–2 days	0%	0%	0%	2%	2%	2%	2%	1%	3%	1%	1%	2%	0%	0%	0%	1%	1%	1%	2%	2%	2%	1%	1%	1%
3–5 days	0%	0%	0%	0%	0%	0%	1%	0%	1%	0%	0%	0%	0%	0%	0%	0%	0%	0%	1%	1%	0%	0%	0%	0%
6–9 days	0%	0%	0%	0%	0%	0%	0%	0%	0%	0%	0%	0%	0%	0%	0%	0%	0%	0%	0%	0%	0%	0%	0%	0%
10–19 days	0%	0%	0%	0%	0%	0%	2%	4%	0%	0%	1%	0%	0%	0%	0%	0%	0%	0%	0%	1%	0%	0%	0%	0%
20–29 days	0%	0%	0%	0%	1%	0%	1%	1%	0%	0%	1%	0%	0%	0%	0%	0%	0%	0%	0%	0%	0%	0%	0%	0%
30 days	0%	0%	1%	0%	0%	0%	3%	1%	5%	1%	0%	2%	0%	0%	0%	0%	0%	0%	1%	1%	1%	0%	0%	0%
Percent who answered question	100%	100%	100%	99%	99%	99%	99%	99%	100%	99%	99%	100%	98%	98%	99%	99%	99%	99%	98%	98%	99%	98%	98%	99%
Percent who reported one or more days	0%	0%	1%	3%	3%	2%	8%	7%	9%	3%	3%	4%	1%	1%	0%	2%	2%	2%	4%	5%	4%	2%	2%	2%

An asterisk ( \* ) will be present in cells where 10 or fewer students answered a question, or if 10% or fewer students did not respond in the least sensitive manner for select questions.

Iowa Youth Survey • 2018 Henry County Results													Iowa Youth Survey • 2018 State of Iowa Results											
In the <u>past 30 days</u> , on how many days have you: Smoked cigars?																								
																								6th Grade
IYS Question B33	TOTAL	M	F	TOTAL	M	F	TOTAL	M	F	TOTAL	M	F	TOTAL	M	F	TOTAL	M	F	TOTAL	M	F	TOTAL	M	F
	0 days	100%	100%	99%	100%	99%	100%	95%	94%	95%	98%	98%	98%	100%	100%	100%	99%	99%	99%	97%	96%	98%	99%	98%
1–2 days	0%	0%	0%	0%	0%	0%	3%	2%	3%	1%	1%	1%	0%	0%	0%	0%	1%	0%	1%	2%	1%	1%	1%	0%
3–5 days	0%	0%	0%	0%	0%	0%	2%	2%	1%	0%	1%	0%	0%	0%	0%	0%	0%	0%	1%	1%	0%	0%	0%	0%
6–9 days	0%	0%	0%	0%	0%	0%	1%	1%	0%	0%	0%	0%	0%	0%	0%	0%	0%	0%	0%	0%	0%	0%	0%	0%
10–19 days	0%	0%	0%	0%	0%	0%	0%	0%	0%	0%	0%	0%	0%	0%	0%	0%	0%	0%	0%	0%	0%	0%	0%	0%
20–29 days	0%	0%	0%	0%	1%	0%	0%	0%	0%	0%	0%	0%	0%	0%	0%	0%	0%	0%	0%	0%	0%	0%	0%	0%
30 days	0%	0%	1%	0%	0%	0%	0%	0%	0%	0%	0%	0%	0%	0%	0%	0%	0%	0%	0%	0%	0%	0%	0%	0%
Percent who answered question	100%	100%	100%	99%	99%	98%	98%	99%	99%	99%	99%	99%	98%	98%	99%	99%	99%	99%	98%	98%	98%	98%	98%	99%
Percent who reported one or more days	0%	0%	1%	0%	1%	0%	5%	6%	5%	2%	2%	2%	0%	0%	0%	1%	1%	1%	3%	4%	2%	1%	2%	1%

An asterisk ( \* ) will be present in cells where 10 or fewer students answered a question, or if 10% or fewer students did not respond in the *least* sensitive manner for select questions.



Iowa Youth Survey • 2018 Henry County Results													Iowa Youth Survey • 2018 State of Iowa Results											
In the past 30 days, on how many days have you: Used smokeless tobacco (chewing tobacco, snuff, plug, dipping tobacco, snus)?																								
IYS Question B34	6th Grade			8th Grade			11th Grade			All Grades			6th Grade			8th Grade			11th Grade			All Grades		
	TOTAL	M	F	TOTAL	M	F	TOTAL	M	F	TOTAL	M	F	TOTAL	M	F	TOTAL	M	F	TOTAL	M	F	TOTAL	M	F
0 days	100%	100%	99%	98%	98%	99%	95%	92%	99%	98%	97%	99%	100%	100%	100%	99%	99%	99%	97%	95%	99%	99%	98%	99%
1–2 days	0%	0%	0%	1%	1%	1%	3%	5%	1%	1%	2%	1%	0%	0%	0%	1%	1%	0%	1%	2%	1%	1%	1%	0%
3–5 days	0%	0%	0%	0%	1%	0%	1%	1%	0%	0%	1%	0%	0%	0%	0%	0%	0%	0%	0%	1%	0%	0%	0%	0%
6–9 days	0%	0%	0%	0%	0%	0%	0%	0%	0%	0%	0%	0%	0%	0%	0%	0%	0%	0%	0%	0%	0%	0%	0%	0%
10–19 days	0%	0%	0%	0%	0%	0%	0%	0%	0%	0%	0%	0%	0%	0%	0%	0%	0%	0%	0%	1%	0%	0%	0%	0%
20–29 days	0%	0%	0%	0%	1%	0%	1%	1%	0%	0%	1%	0%	0%	0%	0%	0%	0%	0%	0%	0%	0%	0%	0%	0%
30 days	0%	0%	1%	0%	0%	0%	1%	1%	0%	0%	0%	0%	0%	0%	0%	0%	0%	1%	1%	0%	0%	0%	0%	0%
Percent who answered question	100%	100%	100%	99%	99%	99%	99%	99%	99%	99%	99%	99%	98%	98%	99%	99%	99%	99%	98%	98%	99%	98%	98%	99%
Percent who reported one or more days	0%	0%	1%	2%	2%	1%	5%	8%	1%	2%	3%	1%	0%	0%	0%	1%	1%	1%	3%	5%	1%	1%	2%	1%

An asterisk ( \* ) will be present in cells where 10 or fewer students answered a question, or if 10% or fewer students did not respond in the least sensitive manner for select questions.

Iowa Youth Survey • 2018 Henry County Results													Iowa Youth Survey • 2018 State of Iowa Results												
In the past 30 days, on how many days have you: Smoked tobacco using a water pipe or hookah?																									
																								6th Grade	
IYS Question B35	TOTAL	M	F	TOTAL	M	F	TOTAL	M	F	TOTAL	M	F	TOTAL	M	F	TOTAL	M	F	TOTAL	M	F	TOTAL	M	F	
	0 days	100%	100%	99%	99%	99%	98%	100%	100%	100%	99%	100%	99%	100%	100%	100%	99%	99%	99%	99%	98%	99%	99%	99%	99%
1–2 days	0%	0%	0%	0%	0%	0%	0%	0%	0%	0%	0%	0%	0%	0%	0%	0%	0%	0%	1%	1%	0%	0%	0%	0%	0%
3–5 days	0%	0%	0%	0%	0%	0%	0%	0%	0%	0%	0%	0%	0%	0%	0%	0%	0%	0%	0%	0%	0%	0%	0%	0%	0%
6–9 days	0%	0%	0%	0%	0%	1%	0%	0%	0%	0%	0%	0%	0%	0%	0%	0%	0%	0%	0%	0%	0%	0%	0%	0%	0%
10–19 days	0%	0%	0%	0%	0%	1%	0%	0%	0%	0%	0%	0%	0%	0%	0%	0%	0%	0%	0%	0%	0%	0%	0%	0%	0%
20–29 days	0%	0%	0%	0%	1%	0%	0%	0%	0%	0%	0%	0%	0%	0%	0%	0%	0%	0%	0%	0%	0%	0%	0%	0%	0%
30 days	0%	0%	1%	0%	0%	0%	0%	0%	0%	0%	0%	0%	0%	0%	0%	0%	0%	0%	0%	0%	0%	0%	0%	0%	0%
Percent who answered question	100%	100%	100%	99%	99%	99%	99%	99%	99%	99%	99%	99%	99%	99%	99%	98%	98%	99%	99%	99%	98%	98%	99%	98%	98%
Percent who reported one or more days	0%	0%	1%	1%	1%	2%	0%	0%	0%	1%	0%	1%	0%	0%	0%	1%	1%	1%	1%	2%	1%	1%	1%	1%	1%

An asterisk ( \* ) will be present in cells where 10 or fewer students answered a question, or if 10% or fewer students did not respond in the least sensitive manner for select questions.

Iowa Youth Survey • 2018 Henry County Results													Iowa Youth Survey • 2018 State of Iowa Results											
In the <u>past 30 days</u> , on how many days have you: Smoked menthol cigarettes (menthol cigarettes taste like mint)?																								
IYS Question B36	6th Grade			8th Grade			11th Grade			All Grades			6th Grade			8th Grade			11th Grade			All Grades		
	TOTAL	M	F	TOTAL	M	F	TOTAL	M	F	TOTAL	M	F	TOTAL	M	F	TOTAL	M	F	TOTAL	M	F	TOTAL	M	F
0 days	100%	100%	99%	99%	98%	99%	97%	99%	94%	98%	99%	98%	100%	100%	100%	99%	99%	99%	97%	96%	97%	98%	98%	99%
1–2 days	0%	0%	0%	0%	1%	0%	2%	0%	3%	1%	0%	1%	0%	0%	0%	1%	1%	1%	1%	1%	2%	1%	1%	1%
3–5 days	0%	0%	0%	0%	0%	0%	1%	0%	1%	0%	0%	0%	0%	0%	0%	0%	0%	0%	1%	1%	0%	0%	0%	0%
6–9 days	0%	0%	0%	0%	0%	0%	0%	0%	0%	0%	0%	0%	0%	0%	0%	0%	0%	0%	0%	0%	0%	0%	0%	0%
10–19 days	0%	0%	0%	0%	0%	0%	1%	1%	0%	0%	0%	0%	0%	0%	0%	0%	0%	0%	0%	0%	0%	0%	0%	0%
20–29 days	0%	0%	0%	0%	1%	0%	0%	0%	0%	0%	0%	0%	0%	0%	0%	0%	0%	0%	0%	0%	0%	0%	0%	0%
30 days	0%	0%	1%	0%	0%	1%	1%	0%	1%	0%	0%	1%	0%	0%	0%	0%	0%	1%	1%	0%	0%	0%	0%	0%
Percent who answered question	100%	100%	100%	99%	98%	99%	99%	99%	99%	99%	99%	99%	98%	98%	99%	99%	99%	99%	98%	98%	99%	98%	98%	99%
Percent who reported one or more days	0%	0%	1%	1%	2%	1%	3%	1%	6%	2%	1%	2%	0%	0%	0%	1%	1%	1%	3%	4%	3%	2%	2%	1%

An asterisk ( \* ) will be present in cells where 10 or fewer students answered a question, or if 10% or fewer students did not respond in the *least* sensitive manner for select questions.

Iowa Youth Survey • 2018 Henry County Results													Iowa Youth Survey • 2018 State of Iowa Results											
How old were you when you first used an e-cigarette, JUUL, vape-pen, e-hookah, mod-box, or other electronic cigarette for the first time?																								
IYS Question B37	6th Grade			8th Grade			11th Grade			All Grades			6th Grade			8th Grade			11th Grade			All Grades		
	TOTAL	M	F	TOTAL	M	F	TOTAL	M	F	TOTAL	M	F	TOTAL	M	F	TOTAL	M	F	TOTAL	M	F	TOTAL	M	F
Never	97%	96%	99%	83%	82%	84%	60%	64%	55%	81%	82%	80%	94%	93%	95%	83%	83%	84%	63%	63%	62%	81%	81%	81%
8 or younger	0%	0%	1%	1%	2%	1%	0%	0%	0%	1%	1%	1%	1%	1%	1%	1%	1%	1%	1%	1%	0%	1%	1%	1%
9 or 10	0%	1%	0%	2%	0%	3%	1%	1%	0%	1%	1%	1%	1%	2%	1%	1%	1%	1%	0%	1%	0%	1%	1%	1%
11 or 12	2%	4%	0%	3%	5%	2%	1%	2%	0%	2%	4%	1%	3%	3%	2%	5%	5%	5%	2%	2%	1%	3%	4%	3%
13 or 14	0%	0%	0%	10%	11%	10%	13%	12%	15%	8%	7%	8%	0%	0%	0%	9%	9%	10%	7%	8%	7%	6%	6%	5%
15 or 16	0%	0%	0%	0%	0%	0%	24%	20%	28%	7%	5%	8%	0%	0%	0%	0%	0%	0%	25%	23%	27%	8%	7%	8%
17 or older	0%	0%	0%	0%	1%	0%	1%	0%	2%	0%	0%	1%	0%	0%	0%	0%	0%	0%	2%	3%	2%	1%	1%	1%
Percent who answered question	99%	98%	100%	99%	99%	98%	99%	99%	100%	99%	99%	99%	97%	98%	98%	98%	98%	98%	98%	98%	98%	98%	98%	98%

An asterisk ( \* ) will be present in cells where 10 or fewer students answered a question, or if 10% or fewer students did not respond in the *least* sensitive manner for select questions.

Iowa Youth Survey • 2018 Henry County Results													Iowa Youth Survey • 2018 State of Iowa Results											
In the past 30 days, on how many days have you used e-cigarettes (vape-pens, JUUL, hookah-pens, e-hookahs, e-cigars, e-pipes, personal vaporizers or mods)?																								
IYS Question B38	6th Grade			8th Grade			11th Grade			All Grades			6th Grade			8th Grade			11th Grade			All Grades		
	TOTAL	M	F	TOTAL	M	F	TOTAL	M	F	TOTAL	M	F	TOTAL	M	F	TOTAL	M	F	TOTAL	M	F	TOTAL	M	F
0 days	99%	98%	99%	93%	93%	92%	74%	73%	75%	90%	90%	89%	98%	97%	98%	92%	92%	92%	77%	77%	78%	89%	89%	90%
1 – 2 days	0%	1%	0%	3%	2%	3%	11%	12%	11%	4%	4%	5%	1%	1%	1%	4%	4%	4%	8%	7%	8%	4%	4%	4%
3 – 5 days	0%	0%	0%	1%	2%	1%	3%	2%	5%	1%	1%	2%	0%	0%	0%	1%	1%	2%	3%	3%	3%	2%	2%	2%
6 – 9 days	0%	1%	0%	1%	2%	1%	3%	2%	2%	1%	2%	1%	0%	0%	0%	1%	1%	1%	2%	2%	3%	1%	1%	1%
10 – 19 days	0%	0%	0%	0%	0%	1%	5%	6%	3%	1%	2%	1%	0%	0%	0%	1%	1%	1%	3%	3%	3%	1%	1%	1%
20 – 29 days	0%	0%	0%	0%	0%	1%	1%	0%	2%	0%	0%	1%	0%	0%	0%	0%	0%	0%	2%	2%	2%	1%	1%	1%
30 days	0%	0%	1%	1%	1%	1%	2%	4%	1%	1%	1%	1%	0%	0%	0%	1%	1%	1%	5%	5%	4%	2%	2%	1%
Percent who answered question	99%	98%	100%	98%	99%	98%	99%	99%	100%	99%	99%	99%	97%	97%	98%	98%	98%	98%	98%	98%	98%	98%	98%	98%
Percent who reported one or more days	1%	2%	1%	7%	7%	8%	26%	27%	25%	10%	10%	11%	2%	3%	2%	8%	8%	8%	23%	23%	22%	11%	11%	10%

Iowa Youth Survey • 2018 Henry County Results													Iowa Youth Survey • 2018 State of Iowa Results											
Have you ever used marijuana (pot, grass, hash, bud, weed)?																								
IYS Question B39	6th Grade			8th Grade			11th Grade			All Grades			6th Grade			8th Grade			11th Grade			All Grades		
	TOTAL	M	F	TOTAL	M	F	TOTAL	M	F	TOTAL	M	F	TOTAL	M	F	TOTAL	M	F	TOTAL	M	F	TOTAL	M	F
Yes	1%	1%	1%	7%	4%	9%	23%	19%	27%	9%	7%	12%	2%	2%	1%	6%	7%	6%	21%	21%	22%	9%	9%	9%
No	99%	99%	99%	93%	96%	91%	77%	81%	73%	91%	93%	88%	98%	98%	99%	94%	93%	94%	79%	79%	78%	91%	91%	91%
Percent who answered question	99%	98%	100%	98%	97%	98%	100%	100%	100%	99%	98%	99%	97%	97%	97%	98%	98%	98%	98%	98%	98%	98%	98%	98%

Note: Question B39 is a skip question. If a respondent answered “No” to question B39, he or she was taken to question B42 and responses representing never having used marijuana were inserted into the data set for all questions in between.

An asterisk ( \* ) will be present in cells where 10 or fewer students answered a question, or if 10% or fewer students did not respond in the least sensitive manner for select questions.

Iowa Youth Survey • 2018 Henry County Results													Iowa Youth Survey • 2018 State of Iowa Results											
In the past 30 days, have you used marijuana (pot, grass, hash, bud, weed)?																								
IYS Question B40	6th Grade			8th Grade			11th Grade			All Grades			6th Grade			8th Grade			11th Grade			All Grades		
	TOTAL	M	F	TOTAL	M	F	TOTAL	M	F	TOTAL	M	F	TOTAL	M	F	TOTAL	M	F	TOTAL	M	F	TOTAL	M	F
	Yes	0%	0%	1%	2%	2%	3%	13%	11%	16%	5%	3%	6%	1%	1%	1%	3%	3%	3%	11%	11%	10%	4%	4%
No	100%	100%	99%	98%	98%	97%	87%	89%	84%	95%	97%	94%	99%	99%	99%	97%	97%	97%	89%	89%	90%	96%	96%	96%
Percent who answered question	100%	99%	100%	99%	99%	98%	100%	100%	100%	99%	99%	99%	98%	98%	98%	98%	98%	99%	98%	98%	98%	98%	98%	98%

Iowa Youth Survey • 2018 Henry County Results													Iowa Youth Survey • 2018 State of Iowa Results											
How old were you when you first tried marijuana (pot, grass, hash, weed)?																								
IYS Question B41	6th Grade			8th Grade			11th Grade			All Grades			6th Grade			8th Grade			11th Grade			All Grades		
	TOTAL	M	F	TOTAL	M	F	TOTAL	M	F	TOTAL	M	F	TOTAL	M	F	TOTAL	M	F	TOTAL	M	F	TOTAL	M	F
	Never	99%	99%	99%	94%	96%	91%	78%	83%	74%	91%	94%	89%	99%	98%	99%	94%	94%	94%	79%	79%	78%	91%	91%
8 or younger	0%	0%	0%	1%	2%	0%	0%	0%	0%	0%	1%	0%	0%	0%	0%	1%	1%	0%	1%	1%	0%	1%	1%	0%
9 or 10	0%	0%	0%	0%	1%	0%	0%	0%	0%	0%	0%	0%	0%	0%	0%	1%	1%	0%	0%	1%	0%	0%	1%	0%
11 or 12	0%	0%	1%	3%	0%	5%	0%	0%	0%	1%	0%	2%	1%	1%	0%	2%	2%	2%	2%	2%	2%	1%	2%	1%
13 or 14	0%	0%	0%	2%	2%	3%	8%	6%	10%	3%	2%	4%	0%	0%	0%	3%	3%	3%	7%	6%	7%	3%	3%	3%
15 or 16	0%	0%	0%	0%	0%	1%	13%	11%	15%	4%	3%	5%	0%	0%	0%	0%	0%	0%	11%	10%	12%	3%	3%	4%
17 or older	0%	1%	0%	0%	0%	0%	1%	0%	1%	0%	0%	0%	0%	0%	0%	0%	0%	0%	1%	1%	0%	0%	0%	0%
Percent who answered question	99%	98%	100%	97%	97%	98%	98%	98%	99%	98%	98%	99%	97%	97%	97%	98%	98%	98%	98%	98%	98%	97%	97%	98%

An asterisk ( \* ) will be present in cells where 10 or fewer students answered a question, or if 10% or fewer students did not respond in the *least* sensitive manner for select questions.

Iowa Youth Survey • 2018 Henry County Results													Iowa Youth Survey • 2018 State of Iowa Results											
In the past 30 days, on how many days have you: Sniffed glue, breathed the contents of gases or sprays in order to get high?																								
IYS Question B42	6th Grade			8th Grade			11th Grade			All Grades			6th Grade			8th Grade			11th Grade			All Grades		
	TOTAL	M	F	TOTAL	M	F	TOTAL	M	F	TOTAL	M	F	TOTAL	M	F	TOTAL	M	F	TOTAL	M	F	TOTAL	M	F
0 days	97%	96%	98%	96%	96%	97%	99%	99%	99%	97%	97%	98%	97%	97%	97%	97%	97%	97%	99%	98%	99%	98%	98%	98%
1–2 days	2%	4%	1%	2%	2%	2%	1%	1%	0%	2%	2%	1%	2%	2%	2%	2%	1%	2%	1%	1%	0%	1%	1%	1%
3–5 days	0%	0%	0%	1%	2%	1%	0%	0%	0%	0%	1%	0%	0%	0%	0%	0%	0%	0%	0%	0%	0%	0%	0%	0%
6–9 days	0%	0%	0%	0%	0%	0%	0%	0%	0%	0%	0%	0%	0%	0%	0%	0%	0%	0%	0%	0%	0%	0%	0%	0%
10–19 days	0%	0%	0%	0%	0%	0%	0%	0%	0%	0%	0%	0%	0%	0%	0%	0%	0%	0%	0%	0%	0%	0%	0%	0%
20–29 days	0%	0%	0%	0%	0%	0%	0%	0%	0%	0%	0%	0%	0%	0%	0%	0%	0%	0%	0%	0%	0%	0%	0%	0%
30 days	0%	0%	1%	1%	1%	1%	1%	0%	1%	1%	0%	1%	0%	0%	0%	0%	0%	0%	0%	1%	0%	0%	0%	0%
Percent who answered question	99%	99%	99%	98%	99%	97%	100%	100%	100%	99%	99%	98%	97%	97%	97%	98%	98%	98%	98%	98%	98%	98%	97%	98%
Percent who reported one or more days	3%	4%	2%	4%	4%	3%	1%	1%	1%	3%	3%	2%	3%	3%	3%	3%	3%	1%	2%	1%	2%	2%	2%	

An asterisk ( \* ) will be present in cells where 10 or fewer students answered a question, or if 10% or fewer students did not respond in the *least* sensitive manner for select questions.

Iowa Youth Survey • 2018 Henry County Results													Iowa Youth Survey • 2018 State of Iowa Results												
In the past 30 days, on how many days have you: Used over the counter medications different from the directions?																									
																								6th Grade	
IYS Question B43	TOTAL	M	F	TOTAL	M	F	TOTAL	M	F	TOTAL	M	F	TOTAL	M	F	TOTAL	M	F	TOTAL	M	F	TOTAL	M	F	
	0 days	97%	96%	98%	91%	95%	86%	94%	94%	94%	94%	95%	92%	98%	97%	98%	97%	97%	96%	96%	96%	96%	96%	97%	97%
1–2 days	2%	3%	2%	7%	4%	10%	3%	6%	1%	5%	4%	5%	2%	2%	1%	2%	1%	3%	2%	2%	2%	2%	2%	2%	
3–5 days	0%	0%	0%	1%	1%	1%	1%	0%	2%	1%	0%	1%	0%	0%	0%	1%	0%	1%	1%	1%	1%	1%	0%	1%	
6–9 days	0%	0%	0%	1%	0%	2%	1%	0%	1%	0%	0%	1%	0%	0%	0%	0%	0%	0%	0%	0%	0%	0%	0%	0%	
10–19 days	0%	1%	0%	0%	0%	0%	0%	0%	0%	0%	0%	0%	0%	0%	0%	0%	0%	0%	0%	0%	0%	0%	0%	0%	
20–29 days	0%	0%	0%	0%	0%	0%	0%	0%	0%	0%	0%	0%	0%	0%	0%	0%	0%	0%	0%	0%	0%	0%	0%	0%	
30 days	0%	0%	0%	0%	0%	1%	1%	0%	1%	0%	0%	1%	0%	0%	0%	1%	1%	0%	1%	1%	0%	0%	1%	0%	
Percent who answered question	99%	98%	99%	98%	99%	98%	99%	100%	99%	99%	99%	98%	96%	95%	96%	98%	98%	98%	98%	98%	98%	97%	97%	98%	
Percent who reported one or more days	3%	4%	2%	9%	5%	14%	6%	6%	6%	6%	5%	8%	2%	3%	2%	3%	3%	4%	4%	4%	4%	3%	3%	3%	

An asterisk ( \* ) will be present in cells where 10 or fewer students answered a question, or if 10% or fewer students did not respond in the *least* sensitive manner for select questions.



Iowa Youth Survey • 2018 Henry County Results													Iowa Youth Survey • 2018 State of Iowa Results											
In the past 30 days, on how many days have you: Used prescription medications that were not prescribed for you by your doctor?																								
																								6th Grade
IYS Question B44	TOTAL	M	F	TOTAL	M	F	TOTAL	M	F	TOTAL	M	F	TOTAL	M	F	TOTAL	M	F	TOTAL	M	F	TOTAL	M	F
	0 days	99%	99%	99%	95%	95%	96%	95%	95%	95%	97%	97%	97%	97%	97%	97%	97%	97%	97%	96%	96%	96%	97%	97%
1–2 days	1%	1%	1%	4%	5%	3%	3%	4%	2%	3%	3%	2%	2%	2%	2%	2%	1%	2%	2%	2%	2%	2%	2%	2%
3–5 days	0%	0%	0%	0%	0%	0%	1%	1%	0%	0%	0%	0%	0%	0%	1%	1%	0%	1%	1%	1%	1%	1%	0%	1%
6–9 days	0%	0%	0%	0%	0%	0%	0%	0%	0%	0%	0%	0%	0%	0%	0%	0%	0%	0%	0%	0%	0%	0%	0%	0%
10–19 days	0%	0%	0%	0%	0%	0%	1%	0%	1%	0%	0%	0%	0%	0%	0%	0%	0%	0%	0%	0%	0%	0%	0%	0%
20–29 days	0%	0%	0%	0%	0%	0%	0%	0%	0%	0%	0%	0%	0%	0%	0%	0%	0%	0%	0%	0%	0%	0%	0%	0%
30 days	0%	0%	0%	0%	0%	1%	1%	0%	1%	0%	0%	1%	0%	0%	0%	1%	0%	0%	1%	0%	0%	1%	1%	0%
Percent who answered question	99%	99%	99%	98%	99%	98%	100%	100%	100%	99%	99%	99%	96%	96%	97%	98%	98%	98%	98%	98%	98%	97%	97%	98%
Percent who reported one or more days	1%	1%	1%	5%	5%	4%	5%	5%	5%	3%	3%	3%	3%	3%	3%	3%	3%	3%	4%	4%	4%	3%	3%	3%

An asterisk ( \* ) will be present in cells where 10 or fewer students answered a question, or if 10% or fewer students did not respond in the *least* sensitive manner for select questions.

Iowa Youth Survey • 2018 Henry County Results													Iowa Youth Survey • 2018 State of Iowa Results											
In the past 30 days, on how many days have you: Taken steroid pills or shots without a doctor's prescription?																								
IYS Question B45	6th Grade			8th Grade			11th Grade			All Grades			6th Grade			8th Grade			11th Grade			All Grades		
	TOTAL	M	F	TOTAL	M	F	TOTAL	M	F	TOTAL	M	F	TOTAL	M	F	TOTAL	M	F	TOTAL	M	F	TOTAL	M	F
0 days	99%	100%	98%	98%	98%	98%	99%	100%	99%	99%	99%	98%	99%	99%	99%	99%	99%	99%	99%	99%	99%	99%	99%	99%
1-2 days	0%	0%	1%	1%	2%	0%	0%	0%	0%	0%	1%	0%	1%	1%	1%	0%	0%	0%	0%	0%	0%	0%	0%	0%
3-5 days	0%	0%	0%	0%	0%	0%	0%	0%	0%	0%	0%	0%	0%	0%	0%	0%	0%	0%	0%	0%	0%	0%	0%	0%
6-9 days	0%	0%	0%	0%	0%	1%	0%	0%	0%	0%	0%	0%	0%	0%	0%	0%	0%	0%	0%	0%	0%	0%	0%	0%
10-19 days	0%	0%	0%	0%	0%	0%	0%	0%	0%	0%	0%	0%	0%	0%	0%	0%	0%	0%	0%	0%	0%	0%	0%	0%
20-29 days	0%	0%	0%	0%	0%	0%	0%	0%	0%	0%	0%	0%	0%	0%	0%	0%	0%	0%	0%	0%	0%	0%	0%	0%
30 days	0%	0%	1%	0%	0%	1%	1%	0%	1%	0%	0%	1%	0%	0%	0%	0%	0%	0%	1%	0%	0%	0%	0%	0%
Percent who answered question	99%	99%	99%	98%	99%	98%	100%	100%	100%	99%	99%	99%	97%	96%	97%	98%	98%	98%	98%	98%	98%	97%	97%	98%
Percent who reported one or more days	1%	0%	2%	2%	2%	2%	1%	0%	1%	1%	1%	2%	1%	1%	1%	1%	1%	1%	1%	1%	1%	1%	1%	1%

An asterisk ( \* ) will be present in cells where 10 or fewer students answered a question, or if 10% or fewer students did not respond in the *least* sensitive manner for select questions.

Iowa Youth Survey • 2018 Henry County Results													Iowa Youth Survey • 2018 State of Iowa Results												
In the past 30 days, on how many days have you: Used cocaine (crack, rock, coke [not Coca Cola])?																									
IYS Question B46	6th Grade			8th Grade			11th Grade			All Grades			6th Grade			8th Grade			11th Grade			All Grades			
	TOTAL	M	F	TOTAL	M	F	TOTAL	M	F	TOTAL	M	F	TOTAL	M	F	TOTAL	M	F	TOTAL	M	F	TOTAL	M	F	
0 days	99%	100%	98%	98%	99%	97%	100%	100%	100%	99%	100%	98%	99%	99%	99%	99%	99%	99%	99%	98%	99%	99%	99%	99%	99%
1–2 days	0%	0%	1%	0%	0%	1%	0%	0%	0%	0%	0%	1%	0%	1%	0%	0%	0%	0%	0%	1%	0%	0%	0%	0%	0%
3–5 days	0%	0%	0%	0%	0%	0%	0%	0%	0%	0%	0%	0%	0%	0%	0%	0%	0%	0%	0%	0%	0%	0%	0%	0%	0%
6–9 days	0%	0%	0%	0%	1%	0%	0%	0%	0%	0%	0%	0%	0%	0%	0%	0%	0%	0%	0%	0%	0%	0%	0%	0%	0%
10–19 days	0%	0%	0%	0%	0%	0%	0%	0%	0%	0%	0%	0%	0%	0%	0%	0%	0%	0%	0%	0%	0%	0%	0%	0%	0%
20–29 days	0%	0%	0%	0%	0%	0%	0%	0%	0%	0%	0%	0%	0%	0%	0%	0%	0%	0%	0%	0%	0%	0%	0%	0%	0%
30 days	0%	0%	1%	1%	0%	2%	0%	0%	0%	0%	0%	1%	0%	0%	0%	0%	0%	0%	1%	1%	0%	0%	0%	0%	0%
Percent who answered question	99%	99%	99%	98%	99%	97%	100%	100%	100%	99%	99%	98%	96%	96%	97%	98%	98%	98%	98%	98%	98%	97%	97%	98%	98%
Percent who reported one or more days	1%	0%	2%	2%	1%	3%	0%	0%	0%	1%	0%	2%	1%	1%	1%	1%	1%	1%	1%	2%	1%	1%	1%	1%	

An asterisk ( \* ) will be present in cells where 10 or fewer students answered a question, or if 10% or fewer students did not respond in the *least* sensitive manner for select questions.

Iowa Youth Survey • 2018 Henry County Results													Iowa Youth Survey • 2018 State of Iowa Results											
In the past 30 days, on how many days have you: Used methamphetamines (crank)?  IYS Question B47																								
													6th Grade			8th Grade			11th Grade			All Grades		
TOTAL	M	F	TOTAL	M	F	TOTAL	M	F	TOTAL	M	F	TOTAL	M	F	TOTAL	M	F	TOTAL	M	F	TOTAL	M	F	
0 days	100%	100%	99%	99%	99%	98%	100%	100%	100%	99%	100%	99%	99%	99%	100%	99%	99%	100%	99%	99%	99%	99%	100%	
1–2 days	0%	0%	0%	0%	0%	0%	0%	0%	0%	0%	0%	0%	0%	0%	0%	0%	0%	0%	0%	0%	0%	0%	0%	
3–5 days	0%	0%	0%	0%	0%	0%	0%	0%	0%	0%	0%	0%	0%	0%	0%	0%	0%	0%	0%	0%	0%	0%	0%	
6–9 days	0%	0%	0%	0%	1%	0%	0%	0%	0%	0%	0%	0%	0%	0%	0%	0%	0%	0%	0%	0%	0%	0%	0%	
10–19 days	0%	0%	0%	0%	0%	0%	0%	0%	0%	0%	0%	0%	0%	0%	0%	0%	0%	0%	0%	0%	0%	0%	0%	
20–29 days	0%	0%	0%	0%	0%	0%	0%	0%	0%	0%	0%	0%	0%	0%	0%	0%	0%	0%	0%	0%	0%	0%	0%	
30 days	0%	0%	1%	1%	0%	2%	0%	0%	0%	0%	0%	1%	0%	0%	0%	0%	0%	0%	1%	0%	0%	0%	0%	
Percent who answered question	99%	98%	99%	98%	98%	98%	99%	100%	99%	98%	98%	98%	95%	95%	95%	97%	97%	98%	98%	97%	98%	96%	96%	97%
Percent who reported one or more days	0%	0%	1%	1%	1%	2%	0%	0%	0%	1%	0%	1%	1%	1%	0%	1%	1%	0%	1%	1%	1%	1%	0%	

An asterisk ( \* ) will be present in cells where 10 or fewer students answered a question, or if 10% or fewer students did not respond in the *least* sensitive manner for select questions.

Iowa Youth Survey • 2018 Henry County Results													Iowa Youth Survey • 2018 State of Iowa Results												
In the past 30 days, on how many days have you: Used amphetamines <u>other than methamphetamines</u> (like stimulants, uppers, speed)?																									
																								6th Grade	
IYS Question B48	TOTAL	M	F	TOTAL	M	F	TOTAL	M	F	TOTAL	M	F	TOTAL	M	F	TOTAL	M	F	TOTAL	M	F	TOTAL	M	F	
	0 days	100%	100%	99%	99%	99%	98%	99%	99%	100%	99%	99%	99%	99%	99%	99%	99%	99%	99%	99%	98%	99%	99%	99%	99%
1–2 days	0%	0%	0%	0%	0%	0%	0%	0%	0%	0%	0%	0%	0%	0%	0%	0%	0%	0%	1%	1%	1%	0%	0%	0%	0%
3–5 days	0%	0%	0%	0%	1%	0%	0%	0%	0%	0%	0%	0%	0%	0%	0%	0%	0%	0%	0%	0%	0%	0%	0%	0%	0%
6–9 days	0%	0%	0%	0%	0%	0%	0%	0%	0%	0%	0%	0%	0%	0%	0%	0%	0%	0%	0%	0%	0%	0%	0%	0%	0%
10–19 days	0%	0%	0%	0%	0%	0%	1%	1%	0%	0%	0%	0%	0%	0%	0%	0%	0%	0%	0%	0%	0%	0%	0%	0%	0%
20–29 days	0%	0%	0%	0%	0%	0%	0%	0%	0%	0%	0%	0%	0%	0%	0%	0%	0%	0%	0%	0%	0%	0%	0%	0%	0%
30 days	0%	0%	1%	1%	0%	2%	0%	0%	0%	0%	0%	1%	0%	0%	0%	0%	0%	0%	1%	1%	0%	0%	0%	0%	0%
Percent who answered question	98%	97%	99%	98%	98%	97%	100%	100%	100%	98%	98%	98%	95%	94%	95%	98%	98%	98%	98%	98%	98%	97%	96%	97%	97%
Percent who reported one or more days	0%	0%	1%	1%	1%	2%	1%	1%	0%	1%	1%	1%	1%	1%	1%	1%	1%	1%	1%	2%	1%	1%	1%	1%	1%

An asterisk ( \* ) will be present in cells where 10 or fewer students answered a question, or if 10% or fewer students did not respond in the *least* sensitive manner for select questions.

Iowa Youth Survey • 2018 Henry County Results													Iowa Youth Survey • 2018 State of Iowa Results												
In the past 30 days, on how many days have you: Used an illicit opioid (heroin) or used a prescription opioid (oxycodone, hydrocodone, Oxycontin, codeine, etc.) for non-medical reasons?																									
																									6th Grade
IYS Question B49	TOTAL	M	F	TOTAL	M	F	TOTAL	M	F	TOTAL	M	F	TOTAL	M	F	TOTAL	M	F	TOTAL	M	F	TOTAL	M	F	
	0 days	100%	100%	99%	98%	99%	97%	99%	99%	100%	99%	99%	99%	99%	99%	100%	99%	99%	99%	98%	98%	99%	99%	99%	99%
1–2 days	0%	0%	0%	0%	0%	0%	1%	1%	0%	0%	0%	0%	0%	0%	0%	0%	0%	0%	1%	1%	1%	0%	0%	0%	0%
3–5 days	0%	0%	0%	0%	0%	0%	0%	0%	0%	0%	0%	0%	0%	0%	0%	0%	0%	0%	0%	0%	0%	0%	0%	0%	0%
6–9 days	0%	0%	0%	0%	1%	0%	0%	0%	0%	0%	0%	0%	0%	0%	0%	0%	0%	0%	0%	0%	0%	0%	0%	0%	0%
10–19 days	0%	0%	0%	0%	0%	0%	0%	0%	0%	0%	0%	0%	0%	0%	0%	0%	0%	0%	0%	0%	0%	0%	0%	0%	0%
20–29 days	0%	0%	0%	0%	0%	0%	0%	0%	0%	0%	0%	0%	0%	0%	0%	0%	0%	0%	0%	0%	0%	0%	0%	0%	0%
30 days	0%	0%	1%	1%	0%	3%	0%	0%	0%	1%	0%	1%	0%	0%	0%	0%	0%	0%	1%	1%	0%	0%	0%	0%	0%
Percent who answered question	97%	96%	99%	98%	99%	97%	100%	100%	100%	98%	98%	98%	95%	95%	95%	98%	98%	98%	98%	98%	98%	97%	97%	97%	97%
Percent who reported one or more days	0%	0%	1%	2%	1%	3%	1%	1%	0%	1%	1%	1%	1%	1%	0%	1%	1%	1%	2%	2%	1%	1%	1%	1%	1%

An asterisk ( \* ) will be present in cells where 10 or fewer students answered a question, or if 10% or fewer students did not respond in the *least* sensitive manner for select questions.

Iowa Youth Survey • 2018 Henry County Results													Iowa Youth Survey • 2018 State of Iowa Results											
Have you ever bet or gambled for money or possessions?																								
IYS Question B50	6th Grade			8th Grade			11th Grade			All Grades			6th Grade			8th Grade			11th Grade			All Grades		
	TOTAL	M	F	TOTAL	M	F	TOTAL	M	F	TOTAL	M	F	TOTAL	M	F	TOTAL	M	F	TOTAL	M	F	TOTAL	M	F
	Yes	18%	25%	10%	28%	45%	10%	23%	33%	14%	23%	35%	11%	17%	24%	10%	27%	36%	17%	28%	42%	13%	24%	34%
No	82%	75%	90%	72%	55%	90%	77%	67%	86%	77%	65%	89%	83%	76%	90%	73%	64%	83%	72%	58%	87%	76%	66%	87%
Percent who answered question	98%	99%	97%	98%	98%	98%	100%	100%	100%	99%	99%	98%	97%	97%	97%	98%	98%	98%	98%	98%	98%	97%	97%	98%

Note: Question B50 is a skip question. If a respondent answered “No” to question B50, he or she was taken to question B60 and responses representing never having gambled were inserted into the data set for all questions in between.

An asterisk ( \* ) will be present in cells where 10 or fewer students answered a question, or if 10% or fewer students did not respond in the *least* sensitive manner for select questions.

Iowa Youth Survey • 2018 Henry County Results													Iowa Youth Survey • 2018 State of Iowa Results											
During the past 12 months how many times have you bet or gambled for money or possessions in any of the following ways: Sporting Events (Football, baseball, hockey, soccer, e-sports, etc.)?																								
																								6th Grade
IYS Question B51	TOTAL	M	F	TOTAL	M	F	TOTAL	M	F	TOTAL	M	F	TOTAL	M	F	TOTAL	M	F	TOTAL	M	F	TOTAL	M	F
	0 times	92%	90%	95%	89%	82%	97%	94%	89%	99%	92%	87%	97%	93%	89%	96%	88%	82%	94%	89%	82%	96%	90%	85%
Less than 1 time per month	3%	5%	1%	4%	4%	3%	3%	5%	1%	3%	5%	2%	4%	5%	2%	7%	10%	4%	7%	11%	3%	6%	9%	3%
About once a month	3%	3%	2%	3%	6%	0%	1%	2%	0%	2%	4%	1%	1%	2%	1%	2%	3%	1%	2%	3%	0%	2%	3%	1%
2-3 times per month	0%	0%	0%	2%	3%	0%	1%	1%	0%	1%	2%	0%	1%	1%	0%	1%	2%	0%	1%	2%	0%	1%	1%	0%
About once a week	0%	0%	1%	1%	3%	0%	0%	0%	0%	1%	1%	0%	0%	1%	0%	1%	1%	0%	1%	1%	0%	0%	1%	0%
2-6 times per week	0%	0%	0%	0%	0%	0%	1%	2%	0%	0%	1%	0%	0%	1%	0%	0%	1%	0%	0%	0%	0%	0%	1%	0%
Daily	1%	1%	1%	1%	2%	0%	0%	0%	0%	1%	1%	0%	1%	1%	0%	1%	1%	0%	1%	1%	0%	1%	1%	0%
Percent who answered question	100%	100%	99%	98%	98%	98%	100%	100%	100%	99%	99%	99%	97%	97%	98%	98%	98%	99%	98%	98%	98%	98%	98%	98%
Percent who reported one or more times	4%	4%	4%	7%	13%	0%	3%	6%	0%	5%	8%	1%	4%	6%	2%	5%	8%	2%	4%	8%	1%	4%	7%	2%

An asterisk ( \* ) will be present in cells where 10 or fewer students answered a question, or if 10% or fewer students did not respond in the *least* sensitive manner for select questions.



Iowa Youth Survey • 2018 Henry County Results													Iowa Youth Survey • 2018 State of Iowa Results											
During the past 12 months how many times have you bet or gambled for money or possessions in any of the following ways: Fantasy Sports (including season-long and daily fantasy sports)?																								
IYS Question B52	6th Grade			8th Grade			11th Grade			All Grades			6th Grade			8th Grade			11th Grade			All Grades		
	TOTAL	M	F	TOTAL	M	F	TOTAL	M	F	TOTAL	M	F	TOTAL	M	F	TOTAL	M	F	TOTAL	M	F	TOTAL	M	F
0 times	95%	94%	97%	93%	86%	100%	97%	93%	100%	95%	91%	99%	97%	95%	99%	94%	91%	98%	93%	88%	99%	95%	91%	99%
Less than 1 time per month	2%	4%	0%	2%	4%	0%	2%	5%	0%	2%	4%	0%	2%	2%	1%	3%	4%	1%	3%	6%	1%	2%	4%	1%
About once a month	1%	1%	2%	2%	3%	0%	1%	1%	0%	1%	2%	1%	0%	1%	0%	1%	2%	0%	1%	2%	0%	1%	2%	0%
2-3 times per month	0%	0%	1%	1%	2%	0%	0%	0%	0%	0%	1%	0%	0%	0%	0%	0%	1%	0%	1%	1%	0%	0%	1%	0%
About once a week	0%	1%	0%	1%	2%	0%	0%	0%	0%	0%	1%	0%	0%	0%	0%	0%	1%	0%	1%	1%	0%	0%	1%	0%
2-6 times per week	0%	0%	0%	0%	0%	0%	0%	0%	0%	0%	0%	0%	0%	0%	0%	0%	0%	0%	0%	0%	0%	0%	0%	0%
Daily	0%	1%	0%	1%	3%	0%	1%	1%	0%	1%	2%	0%	0%	1%	0%	1%	1%	0%	1%	2%	0%	1%	1%	0%
Percent who answered question	99%	99%	99%	97%	96%	98%	100%	100%	100%	98%	98%	99%	97%	97%	98%	98%	98%	98%	98%	98%	98%	98%	97%	98%
Percent who reported one or more times	3%	3%	3%	5%	9%	0%	1%	2%	0%	3%	5%	1%	2%	3%	1%	3%	5%	1%	3%	6%	0%	3%	4%	1%

An asterisk ( \* ) will be present in cells where 10 or fewer students answered a question, or if 10% or fewer students did not respond in the *least* sensitive manner for select questions.

Iowa Youth Survey • 2018 Henry County Results													Iowa Youth Survey • 2018 State of Iowa Results																																		
During the past 12 months how many times have you bet or gambled for money or possessions in any of the following ways: Card or dice games with friends or family (including poker)?																																															
																								6th Grade			8th Grade			11th Grade			All Grades			6th Grade			8th Grade			11th Grade			All Grades		
																								TOTAL	M	F	TOTAL	M	F	TOTAL	M	F	TOTAL	M	F	TOTAL	M	F	TOTAL	M	F	TOTAL	M	F	TOTAL	M	F
0 times	94%	93%	95%	90%	84%	97%	90%	89%	91%	92%	89%	94%	92%	90%	95%	87%	84%	91%	86%	80%	93%	89%	85%	93%																							
Less than 1 time per month	3%	3%	3%	4%	7%	1%	8%	10%	7%	5%	6%	3%	5%	6%	3%	8%	9%	6%	8%	12%	5%	7%	9%	5%																							
About once a month	1%	3%	0%	5%	8%	2%	1%	0%	2%	3%	4%	1%	1%	2%	1%	3%	3%	2%	3%	4%	1%	2%	3%	1%																							
2-3 times per month	1%	1%	1%	1%	2%	1%	0%	0%	0%	1%	1%	1%	1%	1%	1%	1%	2%	1%	1%	2%	1%	1%	2%	1%																							
About once a week	0%	0%	0%	0%	0%	0%	0%	0%	0%	0%	0%	0%	0%	1%	0%	0%	1%	0%	1%	1%	0%	0%	1%	0%																							
2-6 times per week	0%	0%	1%	0%	0%	0%	1%	1%	0%	0%	0%	0%	0%	0%	0%	0%	0%	0%	0%	0%	0%	0%	0%	0%																							
Daily	0%	1%	0%	0%	0%	0%	0%	0%	0%	0%	0%	0%	0%	0%	0%	0%	1%	0%	1%	1%	0%	0%	1%	0%																							
Percent who answered question	100%	100%	99%	98%	98%	98%	100%	100%	100%	99%	99%	99%	97%	97%	98%	98%	98%	99%	98%	97%	98%	98%	97%	98%																							
Percent who reported one or more times	3%	4%	2%	6%	9%	3%	2%	1%	2%	4%	5%	2%	3%	4%	2%	5%	7%	3%	5%	9%	2%	4%	6%	2%																							

An asterisk ( \* ) will be present in cells where 10 or fewer students answered a question, or if 10% or fewer students did not respond in the least sensitive manner for select questions.

Iowa Youth Survey • 2018 Henry County Results													Iowa Youth Survey • 2018 State of Iowa Results											
During the past 12 months how many times have you bet or gambled for money or possessions in any of the following ways: Online/Internet, Apps, Video Games (in-game or in-app purchases to extend play)?																								
																								IYS Question B54
	6th Grade			8th Grade			11th Grade			All Grades			6th Grade			8th Grade			11th Grade			All Grades		
	TOTAL	M	F	TOTAL	M	F	TOTAL	M	F	TOTAL	M	F	TOTAL	M	F	TOTAL	M	F	TOTAL	M	F	TOTAL	M	F
0 times	94%	91%	97%	90%	81%	99%	94%	90%	97%	92%	87%	98%	94%	92%	98%	92%	88%	97%	93%	88%	98%	93%	89%	97%
Less than 1 time per month	3%	4%	1%	5%	9%	1%	3%	5%	2%	4%	6%	1%	2%	3%	1%	4%	6%	2%	4%	6%	1%	3%	5%	1%
About once a month	0%	1%	0%	2%	3%	0%	2%	4%	1%	1%	3%	0%	1%	1%	0%	1%	2%	0%	1%	2%	0%	1%	2%	0%
2-3 times per month	0%	0%	0%	2%	3%	0%	0%	0%	0%	1%	1%	0%	1%	1%	0%	1%	1%	0%	1%	1%	0%	1%	1%	0%
About once a week	0%	1%	0%	0%	0%	0%	0%	0%	0%	0%	0%	0%	0%	1%	0%	0%	1%	0%	1%	1%	0%	0%	1%	0%
2-6 times per week	0%	0%	1%	1%	2%	0%	0%	0%	0%	0%	1%	0%	0%	1%	0%	0%	1%	0%	0%	0%	0%	0%	1%	0%
Daily	2%	3%	1%	1%	2%	0%	1%	1%	0%	1%	2%	0%	1%	2%	1%	1%	2%	1%	1%	1%	0%	1%	2%	1%
Percent who answered question	99%	99%	99%	98%	98%	98%	99%	99%	100%	99%	98%	99%	97%	97%	98%	98%	98%	99%	98%	98%	98%	98%	97%	98%
Percent who reported one or more times	3%	4%	2%	5%	10%	0%	3%	5%	1%	4%	7%	1%	3%	5%	1%	4%	6%	2%	4%	6%	1%	4%	6%	1%

An asterisk ( \* ) will be present in cells where 10 or fewer students answered a question, or if 10% or fewer students did not respond in the *least* sensitive manner for select questions.

Iowa Youth Survey • 2018 Henry County Results													Iowa Youth Survey • 2018 State of Iowa Results											
During the past 12 months how many times have you bet or gambled for money or possessions in any of the following ways: Personal skill games such as pool, bowling, or dominoes?																								
																								IYS Question B55
	6th Grade			8th Grade			11th Grade			All Grades			6th Grade			8th Grade			11th Grade			All Grades		
	TOTAL	M	F	TOTAL	M	F	TOTAL	M	F	TOTAL	M	F	TOTAL	M	F	TOTAL	M	F	TOTAL	M	F	TOTAL	M	F
0 times	95%	96%	94%	91%	85%	97%	91%	87%	95%	93%	90%	96%	94%	91%	96%	90%	87%	94%	90%	84%	95%	91%	88%	95%
Less than 1 time per month	2%	0%	4%	6%	10%	1%	6%	10%	2%	4%	6%	2%	3%	4%	2%	6%	7%	4%	6%	9%	3%	5%	7%	3%
About once a month	1%	3%	0%	2%	3%	0%	2%	2%	2%	2%	3%	1%	1%	2%	1%	2%	3%	1%	2%	3%	1%	2%	2%	1%
2-3 times per month	0%	0%	1%	1%	1%	2%	0%	0%	0%	1%	0%	1%	1%	1%	0%	1%	1%	1%	1%	2%	0%	1%	1%	0%
About once a week	0%	0%	1%	0%	1%	0%	0%	0%	0%	0%	0%	0%	0%	1%	0%	0%	1%	0%	0%	1%	0%	0%	1%	0%
2-6 times per week	0%	0%	0%	0%	0%	0%	1%	1%	0%	0%	0%	0%	0%	0%	0%	0%	0%	0%	0%	0%	0%	0%	0%	0%
Daily	0%	1%	0%	0%	0%	0%	0%	0%	0%	0%	0%	0%	0%	1%	0%	1%	1%	0%	1%	1%	0%	1%	1%	0%
Percent who answered question	99%	98%	99%	98%	97%	98%	100%	100%	100%	98%	98%	99%	97%	97%	98%	98%	98%	99%	98%	98%	98%	98%	97%	98%
Percent who reported one or more times	3%	4%	2%	3%	5%	2%	3%	4%	2%	3%	4%	2%	3%	4%	2%	4%	6%	2%	4%	7%	1%	4%	6%	2%

An asterisk ( \* ) will be present in cells where 10 or fewer students answered a question, or if 10% or fewer students did not respond in the *least* sensitive manner for select questions.

Iowa Youth Survey • 2018 Henry County Results													Iowa Youth Survey • 2018 State of Iowa Results											
During the past 12 months how many times have you bet or gambled for money or possessions in any of the following ways: Lottery scratch off tickets or numbers?																								
IYS Question B56	6th Grade			8th Grade			11th Grade			All Grades			6th Grade			8th Grade			11th Grade			All Grades		
	TOTAL	M	F	TOTAL	M	F	TOTAL	M	F	TOTAL	M	F	TOTAL	M	F	TOTAL	M	F	TOTAL	M	F	TOTAL	M	F
0 times	98%	97%	99%	92%	90%	94%	97%	96%	97%	95%	94%	96%	96%	95%	97%	95%	93%	96%	95%	94%	97%	95%	94%	97%
Less than 1 time per month	1%	3%	0%	5%	6%	4%	3%	4%	2%	3%	4%	2%	2%	3%	2%	3%	4%	3%	3%	4%	2%	3%	3%	2%
About once a month	0%	0%	1%	3%	3%	2%	1%	0%	1%	1%	1%	1%	1%	1%	0%	1%	1%	1%	1%	1%	1%	1%	1%	1%
2-3 times per month	0%	0%	0%	0%	0%	0%	0%	0%	0%	0%	0%	0%	0%	0%	0%	0%	1%	0%	0%	1%	0%	0%	1%	0%
About once a week	0%	0%	0%	0%	0%	0%	0%	0%	0%	0%	0%	0%	0%	0%	0%	0%	0%	0%	0%	0%	0%	0%	0%	0%
2-6 times per week	0%	0%	0%	0%	0%	0%	0%	0%	0%	0%	0%	0%	0%	0%	0%	0%	0%	0%	0%	0%	0%	0%	0%	0%
Daily	0%	0%	0%	0%	1%	0%	0%	0%	0%	0%	0%	0%	0%	0%	0%	0%	0%	0%	0%	1%	0%	0%	0%	0%
Percent who answered question	100%	100%	99%	98%	98%	98%	99%	99%	99%	99%	99%	99%	97%	97%	98%	98%	98%	98%	98%	97%	98%	98%	97%	98%
Percent who reported one or more times	0%	0%	1%	3%	4%	2%	1%	0%	1%	1%	2%	1%	2%	2%	1%	2%	3%	2%	2%	3%	1%	2%	3%	1%

An asterisk ( \* ) will be present in cells where 10 or fewer students answered a question, or if 10% or fewer students did not respond in the *least* sensitive manner for select questions.

Iowa Youth Survey • 2018 Henry County Results													Iowa Youth Survey • 2018 State of Iowa Results											
During the past 12 months how often: Have you felt guilty about how much money you have lost gambling/betting?																								
IYS Question B57	6th Grade			8th Grade			11th Grade			All Grades			6th Grade			8th Grade			11th Grade			All Grades		
	TOTAL	M	F	TOTAL	M	F	TOTAL	M	F	TOTAL	M	F	TOTAL	M	F	TOTAL	M	F	TOTAL	M	F	TOTAL	M	F
	Never	98%	97%	98%	95%	93%	97%	98%	98%	99%	97%	96%	98%	97%	96%	98%	96%	95%	98%	96%	94%	99%	97%	95%
Sometimes	2%	2%	2%	4%	6%	3%	1%	1%	1%	3%	3%	2%	3%	4%	1%	3%	4%	2%	3%	5%	1%	3%	4%	1%
Most of the time	0%	0%	0%	0%	0%	0%	1%	1%	0%	0%	0%	0%	0%	0%	0%	0%	0%	0%	0%	1%	0%	0%	0%	0%
Almost always	0%	1%	0%	0%	1%	0%	0%	0%	0%	0%	1%	0%	0%	0%	0%	0%	0%	0%	0%	1%	0%	0%	0%	0%
Percent who answered question	100%	100%	99%	98%	97%	98%	100%	100%	100%	99%	99%	99%	97%	97%	98%	98%	98%	99%	98%	98%	98%	98%	97%	98%

Iowa Youth Survey • 2018 Henry County Results													Iowa Youth Survey • 2018 State of Iowa Results											
During the past 12 months how often: Have you felt bad about the way you gamble/bet or what happens when you gamble/bet?																								
IYS Question B58	6th Grade			8th Grade			11th Grade			All Grades			6th Grade			8th Grade			11th Grade			All Grades		
	TOTAL	M	F	TOTAL	M	F	TOTAL	M	F	TOTAL	M	F	TOTAL	M	F	TOTAL	M	F	TOTAL	M	F	TOTAL	M	F
	Never	98%	97%	99%	97%	94%	99%	99%	99%	100%	98%	97%	99%	97%	96%	98%	97%	96%	98%	97%	96%	99%	97%	96%
Sometimes	1%	2%	1%	2%	4%	0%	1%	1%	0%	1%	3%	0%	2%	3%	1%	2%	3%	1%	2%	3%	1%	2%	3%	1%
Most of the time	0%	0%	0%	0%	1%	0%	0%	0%	0%	0%	0%	0%	0%	0%	0%	0%	0%	0%	0%	0%	0%	0%	0%	0%
Almost always	0%	1%	0%	1%	1%	1%	0%	0%	0%	0%	1%	0%	0%	0%	0%	0%	0%	0%	0%	1%	0%	0%	0%	0%
Percent who answered question	100%	100%	99%	98%	97%	98%	99%	99%	100%	99%	98%	99%	97%	97%	98%	98%	98%	99%	98%	98%	98%	98%	97%	98%

An asterisk ( \* ) will be present in cells where 10 or fewer students answered a question, or if 10% or fewer students did not respond in the *least* sensitive manner for select questions.

Iowa Youth Survey • 2018 Henry County Results													Iowa Youth Survey • 2018 State of Iowa Results											
During the past 12 months how often: Have your family or friends complained that you gamble/bet too much?																								
IYS Question B59	6th Grade			8th Grade			11th Grade			All Grades			6th Grade			8th Grade			11th Grade			All Grades		
	TOTAL	M	F	TOTAL	M	F	TOTAL	M	F	TOTAL	M	F	TOTAL	M	F	TOTAL	M	F	TOTAL	M	F	TOTAL	M	F
Never	98%	99%	97%	98%	96%	100%	98%	95%	100%	98%	97%	99%	98%	98%	99%	99%	98%	99%	99%	98%	99%	99%	98%	99%
Sometimes	2%	1%	3%	2%	3%	0%	2%	5%	0%	2%	3%	1%	1%	2%	1%	1%	1%	1%	1%	1%	0%	1%	2%	1%
Most of the time	0%	0%	0%	0%	1%	0%	0%	0%	0%	0%	0%	0%	0%	0%	0%	0%	0%	0%	0%	0%	0%	0%	0%	0%
Almost always	0%	0%	0%	0%	0%	0%	0%	0%	0%	0%	0%	0%	0%	0%	0%	0%	0%	1%	0%	0%	0%	0%	0%	0%
Percent who answered question	100%	100%	99%	98%	97%	98%	100%	100%	100%	99%	99%	99%	97%	97%	98%	98%	98%	99%	98%	98%	98%	98%	97%	98%

Iowa Youth Survey • 2018 Henry County Results													Iowa Youth Survey • 2018 State of Iowa Results											
Has your doctor prescribed medicine for you because you feel angry, anxious, restless, nervous, or sad?																								
IYS Question B60	6th Grade			8th Grade			11th Grade			All Grades			6th Grade			8th Grade			11th Grade			All Grades		
	TOTAL	M	F	TOTAL	M	F	TOTAL	M	F	TOTAL	M	F	TOTAL	M	F	TOTAL	M	F	TOTAL	M	F	TOTAL	M	F
Yes	11%	12%	11%	17%	13%	21%	22%	15%	28%	16%	13%	20%	13%	14%	11%	15%	14%	16%	20%	15%	26%	16%	14%	17%
No	89%	88%	89%	83%	87%	79%	78%	85%	72%	84%	87%	80%	87%	86%	89%	85%	86%	84%	80%	85%	74%	84%	86%	83%
Percent who answered question	98%	98%	98%	98%	98%	98%	100%	100%	100%	98%	98%	99%	96%	96%	97%	98%	98%	98%	98%	97%	98%	97%	97%	98%

Note: Question B60 is a skip question. If a respondent answered “No” to question B60, he or she was skipped to question B62 and a “Not prescribed medication” response was inserted into the data set for question B61.

An asterisk ( \* ) will be present in cells where 10 or fewer students answered a question, or if 10% or fewer students did not respond in the least sensitive manner for select questions.

Iowa Youth Survey • 2018 Henry County Results													Iowa Youth Survey • 2018 State of Iowa Results											
Do you currently take medicine as prescribed to help you not feel angry, anxious, restless, nervous, or sad?																								
IYS Question B61	6th Grade			8th Grade			11th Grade			All Grades			6th Grade			8th Grade			11th Grade			All Grades		
	TOTAL	M	F	TOTAL	M	F	TOTAL	M	F	TOTAL	M	F	TOTAL	M	F	TOTAL	M	F	TOTAL	M	F	TOTAL	M	F
	Yes	6%	6%	6%	11%	8%	13%	17%	12%	20%	11%	8%	13%	8%	9%	6%	10%	9%	10%	14%	9%	18%	10%	9%
No	6%	7%	5%	6%	4%	8%	6%	5%	8%	6%	5%	7%	5%	5%	5%	5%	5%	6%	7%	5%	8%	6%	5%	6%
Not Prescribed Medication	88%	87%	88%	83%	87%	79%	77%	83%	72%	83%	86%	80%	87%	85%	89%	85%	86%	84%	80%	85%	74%	84%	86%	83%
Percent who answered question	100%	100%	99%	98%	98%	98%	100%	100%	100%	99%	99%	99%	97%	97%	97%	98%	98%	98%	98%	97%	98%	97%	97%	98%

Iowa Youth Survey • 2018 Henry County Results													Iowa Youth Survey • 2018 State of Iowa Results											
During the past 12 months, did you ever feel so sad or hopeless almost every day for 2 weeks or more in a row that you stopped doing some usual activities?																								
IYS Question B62	6th Grade			8th Grade			11th Grade			All Grades			6th Grade			8th Grade			11th Grade			All Grades		
	TOTAL	M	F	TOTAL	M	F	TOTAL	M	F	TOTAL	M	F	TOTAL	M	F	TOTAL	M	F	TOTAL	M	F	TOTAL	M	F
	Yes	20%	18%	24%	23%	14%	33%	34%	21%	45%	25%	17%	34%	19%	16%	22%	24%	16%	33%	33%	23%	43%	25%	18%
No	80%	82%	76%	77%	86%	67%	66%	79%	55%	75%	83%	66%	81%	84%	78%	76%	84%	67%	67%	77%	57%	75%	82%	68%
Percent who answered question	100%	99%	100%	97%	98%	97%	100%	100%	100%	99%	99%	99%	97%	96%	97%	98%	98%	98%	98%	97%	98%	97%	97%	98%

An asterisk ( \* ) will be present in cells where 10 or fewer students answered a question, or if 10% or fewer students did not respond in the least sensitive manner for select questions.



Iowa Youth Survey • 2018 Henry County Results													Iowa Youth Survey • 2018 State of Iowa Results											
During the past 12 months, have you seriously thought about killing yourself?																								
IYS Question B63	6th Grade			8th Grade			11th Grade			All Grades			6th Grade			8th Grade			11th Grade			All Grades		
	TOTAL	M	F	TOTAL	M	F	TOTAL	M	F	TOTAL	M	F	TOTAL	M	F	TOTAL	M	F	TOTAL	M	F	TOTAL	M	F
	Yes	17%	16%	18%	22%	13%	30%	26%	21%	31%	21%	16%	27%	15%	13%	18%	23%	16%	30%	26%	20%	33%	21%	16%
No	83%	84%	82%	78%	87%	70%	74%	79%	69%	79%	84%	73%	85%	87%	82%	77%	84%	70%	74%	80%	67%	79%	84%	73%
Percent who answered question	99%	98%	99%	97%	98%	96%	100%	100%	100%	98%	98%	98%	96%	96%	95%	97%	97%	97%	97%	97%	98%	97%	97%	97%

Iowa Youth Survey • 2018 Henry County Results													Iowa Youth Survey • 2018 State of Iowa Results											
During the past 12 months, have you made a plan about how you would kill yourself?																								
IYS Question B64	6th Grade			8th Grade			11th Grade			All Grades			6th Grade			8th Grade			11th Grade			All Grades		
	TOTAL	M	F	TOTAL	M	F	TOTAL	M	F	TOTAL	M	F	TOTAL	M	F	TOTAL	M	F	TOTAL	M	F	TOTAL	M	F
	Yes	7%	5%	9%	14%	8%	19%	15%	12%	18%	12%	8%	16%	6%	5%	7%	12%	7%	16%	13%	10%	16%	10%	7%
No	93%	95%	91%	86%	92%	81%	85%	88%	82%	88%	92%	84%	94%	95%	93%	88%	93%	84%	87%	90%	84%	90%	93%	87%
Percent who answered question	99%	99%	98%	97%	98%	96%	100%	100%	100%	98%	99%	98%	96%	96%	96%	97%	97%	98%	97%	97%	98%	97%	97%	97%

An asterisk ( \* ) will be present in cells where 10 or fewer students answered a question, or if 10% or fewer students did not respond in the *least* sensitive manner for select questions.

Iowa Youth Survey • 2018 Henry County Results													Iowa Youth Survey • 2018 State of Iowa Results											
During the past 12 months, have you tried to kill yourself?																								
IYS Question B65	6th Grade			8th Grade			11th Grade			All Grades			6th Grade			8th Grade			11th Grade			All Grades		
	TOTAL	M	F	TOTAL	M	F	TOTAL	M	F	TOTAL	M	F	TOTAL	M	F	TOTAL	M	F	TOTAL	M	F	TOTAL	M	F
	Yes	3%	2%	5%	7%	5%	9%	7%	5%	10%	6%	4%	8%	3%	3%	4%	6%	3%	8%	5%	4%	7%	5%	3%
No	97%	98%	95%	93%	95%	91%	93%	95%	90%	94%	96%	92%	97%	97%	96%	94%	97%	92%	95%	96%	93%	95%	97%	94%
Percent who answered question	98%	98%	97%	97%	98%	96%	100%	100%	100%	98%	98%	97%	96%	96%	97%	97%	98%	98%	98%	97%	98%	97%	97%	97%

Note: Question B65 is a skip question. If a respondent answered “No” to question B65, he or she was skipped to question C1 and a “No” response was inserted into the data set for question B66.

Iowa Youth Survey • 2018 Henry County Results													Iowa Youth Survey • 2018 State of Iowa Results											
If you attempted to kill yourself during the past 12 months, did any attempt result in an injury, poisoning, or overdose that had to be treated by a doctor or nurse?																								
IYS Question B66	6th Grade			8th Grade			11th Grade			All Grades			6th Grade			8th Grade			11th Grade			All Grades		
	TOTAL	M	F	TOTAL	M	F	TOTAL	M	F	TOTAL	M	F	TOTAL	M	F	TOTAL	M	F	TOTAL	M	F	TOTAL	M	F
	Yes	1%	0%	2%	3%	2%	3%	2%	2%	2%	2%	1%	3%	1%	1%	1%	1%	1%	2%	2%	1%	2%	1%	1%
No	99%	100%	98%	97%	98%	97%	98%	98%	98%	98%	99%	97%	99%	99%	99%	99%	99%	98%	98%	99%	98%	99%	99%	98%
Percent who answered question	99%	99%	99%	97%	98%	97%	100%	100%	100%	98%	99%	98%	97%	97%	97%	98%	98%	98%	98%	97%	98%	97%	97%	98%

An asterisk ( \* ) will be present in cells where 10 or fewer students answered a question, or if 10% or fewer students did not respond in the *least* sensitive manner for select questions.

**Section C. MY BELIEFS AND ATTITUDES:**

Iowa Youth Survey • 2018 Henry County Results													Iowa Youth Survey • 2018 State of Iowa Results											
How much do you agree or disagree that each of the following statements is true? It is important to help others.																								
IYS Question C1	6th Grade			8th Grade			11th Grade			All Grades			6th Grade			8th Grade			11th Grade			All Grades		
	TOTAL	M	F	TOTAL	M	F	TOTAL	M	F	TOTAL	M	F	TOTAL	M	F	TOTAL	M	F	TOTAL	M	F	TOTAL	M	F
	Strongly Agree	74%	75%	73%	69%	62%	75%	57%	50%	62%	67%	63%	71%	71%	69%	74%	64%	59%	68%	62%	56%	69%	66%	62%
Agree	23%	23%	23%	30%	37%	23%	40%	44%	37%	31%	34%	27%	27%	29%	25%	34%	38%	30%	35%	41%	29%	32%	36%	28%
Disagree	1%	1%	2%	0%	0%	1%	2%	4%	0%	1%	1%	1%	1%	1%	1%	1%	2%	1%	1%	2%	1%	1%	1%	1%
Strongly Disagree	1%	1%	1%	1%	1%	1%	2%	2%	1%	1%	1%	1%	1%	1%	0%	1%	1%	1%	1%	2%	1%	1%	1%	1%
Percent who answered question	99%	98%	100%	96%	95%	97%	99%	100%	99%	98%	98%	98%	97%	96%	97%	98%	97%	98%	97%	97%	98%	97%	97%	98%

Iowa Youth Survey • 2018 Henry County Results													Iowa Youth Survey • 2018 State of Iowa Results											
How much do you agree or disagree that each of the following statements is true? I care about other peoples' feelings.																								
IYS Question C2	6th Grade			8th Grade			11th Grade			All Grades			6th Grade			8th Grade			11th Grade			All Grades		
	TOTAL	M	F	TOTAL	M	F	TOTAL	M	F	TOTAL	M	F	TOTAL	M	F	TOTAL	M	F	TOTAL	M	F	TOTAL	M	F
	Strongly Agree	59%	58%	61%	58%	48%	68%	49%	37%	60%	56%	48%	63%	55%	48%	61%	50%	43%	57%	49%	40%	59%	51%	44%
Agree	36%	38%	33%	40%	51%	29%	41%	45%	38%	39%	45%	33%	42%	47%	36%	45%	50%	39%	44%	50%	37%	43%	49%	38%
Disagree	3%	4%	2%	1%	0%	2%	5%	10%	1%	3%	4%	2%	3%	3%	2%	4%	5%	3%	5%	7%	3%	4%	5%	2%
Strongly Disagree	2%	0%	4%	1%	1%	2%	5%	8%	1%	2%	3%	2%	1%	1%	1%	1%	2%	1%	2%	3%	1%	2%	2%	1%
Percent who answered question	99%	98%	100%	95%	95%	96%	99%	100%	99%	98%	98%	98%	96%	96%	97%	97%	97%	98%	97%	97%	98%	97%	97%	98%

An asterisk ( \* ) will be present in cells where 10 or fewer students answered a question, or if 10% or fewer students did not respond in the *least* sensitive manner for select questions.

Iowa Youth Survey • 2018 Henry County Results													Iowa Youth Survey • 2018 State of Iowa Results											
How much do you agree or disagree that each of the following statements is true? I feel sorry for people who have things stolen or damaged.																								
IYS Question C3	6th Grade			8th Grade			11th Grade			All Grades			6th Grade			8th Grade			11th Grade			All Grades		
	TOTAL	M	F	TOTAL	M	F	TOTAL	M	F	TOTAL	M	F	TOTAL	M	F	TOTAL	M	F	TOTAL	M	F	TOTAL	M	F
	Strongly Agree	60%	60%	59%	50%	52%	47%	36%	29%	41%	49%	49%	49%	56%	55%	56%	44%	43%	45%	39%	35%	42%	46%	45%
Agree	31%	31%	32%	43%	43%	43%	53%	54%	53%	42%	42%	43%	37%	37%	37%	46%	47%	46%	52%	53%	51%	45%	45%	44%
Disagree	7%	9%	5%	4%	3%	5%	5%	7%	3%	6%	6%	5%	5%	5%	5%	7%	8%	7%	8%	9%	6%	7%	7%	6%
Strongly Disagree	1%	0%	3%	3%	2%	4%	6%	10%	2%	3%	3%	3%	2%	3%	2%	2%	3%	2%	2%	3%	2%	2%	3%	2%
Percent who answered question	99%	98%	99%	95%	94%	97%	99%	99%	100%	97%	97%	98%	96%	95%	97%	97%	97%	98%	97%	97%	98%	97%	96%	97%

Iowa Youth Survey • 2018 Henry County Results													Iowa Youth Survey • 2018 State of Iowa Results											
How much do you agree or disagree that each of the following statements is true? I am accepting of those different than myself.																								
IYS Question C4	6th Grade			8th Grade			11th Grade			All Grades			6th Grade			8th Grade			11th Grade			All Grades		
	TOTAL	M	F	TOTAL	M	F	TOTAL	M	F	TOTAL	M	F	TOTAL	M	F	TOTAL	M	F	TOTAL	M	F	TOTAL	M	F
	Strongly Agree	69%	65%	74%	52%	42%	62%	46%	32%	57%	56%	48%	64%	64%	58%	69%	56%	49%	63%	50%	41%	59%	57%	50%
Agree	29%	33%	24%	44%	55%	34%	47%	57%	40%	40%	48%	32%	33%	37%	28%	40%	45%	35%	45%	52%	39%	39%	45%	34%
Disagree	1%	2%	0%	3%	2%	3%	4%	7%	1%	2%	3%	2%	3%	3%	2%	3%	4%	2%	4%	5%	2%	3%	4%	2%
Strongly Disagree	1%	0%	2%	1%	2%	1%	3%	4%	2%	2%	2%	2%	1%	1%	1%	1%	1%	1%	1%	2%	1%	1%	2%	1%
Percent who answered question	97%	97%	98%	96%	96%	97%	100%	100%	100%	97%	97%	98%	94%	94%	95%	97%	97%	98%	97%	97%	98%	96%	96%	97%

An asterisk ( \* ) will be present in cells where 10 or fewer students answered a question, or if 10% or fewer students did not respond in the least sensitive manner for select questions.

Iowa Youth Survey • 2018 Henry County Results													Iowa Youth Survey • 2018 State of Iowa Results																																		
How much do you agree or disagree that each of the following statements is true? It is wrong to discriminate against someone because of her/his race, appearance, culture, religion, etc.																																															
																								6th Grade			8th Grade			11th Grade			All Grades			6th Grade			8th Grade			11th Grade			All Grades		
																								TOTAL	M	F	TOTAL	M	F	TOTAL	M	F	TOTAL	M	F	TOTAL	M	F	TOTAL	M	F	TOTAL	M	F	TOTAL	M	F
<b>Strongly Agree</b>	83%	85%	81%	77%	73%	81%	65%	52%	75%	76%	71%	79%	82%	79%	85%	77%	70%	84%	71%	60%	82%	77%	70%	84%																							
<b>Agree</b>	13%	10%	16%	20%	26%	14%	30%	38%	23%	20%	23%	17%	13%	15%	11%	19%	25%	14%	24%	33%	16%	19%	24%	14%																							
<b>Disagree</b>	2%	4%	1%	2%	1%	3%	2%	2%	1%	2%	2%	2%	2%	2%	2%	2%	3%	1%	3%	4%	1%	2%	3%	1%																							
<b>Strongly Disagree</b>	2%	2%	2%	2%	1%	3%	4%	7%	1%	2%	3%	2%	3%	3%	2%	2%	2%	1%	2%	3%	1%	2%	3%	2%																							
<b>Percent who answered question</b>	98%	96%	100%	97%	96%	98%	100%	100%	100%	98%	97%	99%	95%	95%	96%	97%	97%	98%	97%	97%	98%	96%	96%	97%																							

Iowa Youth Survey • 2018 Henry County Results													Iowa Youth Survey • 2018 State of Iowa Results																																		
How much do you agree or disagree that each of the following statements is true? I can say "no" when someone wants me to do things I know are wrong or dangerous.																																															
																								6th Grade			8th Grade			11th Grade			All Grades			6th Grade			8th Grade			11th Grade			All Grades		
																								TOTAL	M	F	TOTAL	M	F	TOTAL	M	F	TOTAL	M	F	TOTAL	M	F	TOTAL	M	F	TOTAL	M	F	TOTAL	M	F
<b>Strongly Agree</b>	82%	84%	80%	70%	72%	68%	57%	55%	58%	70%	72%	68%	78%	75%	81%	67%	65%	68%	57%	56%	59%	68%	66%	70%																							
<b>Agree</b>	13%	11%	16%	26%	24%	28%	36%	37%	35%	24%	23%	27%	17%	20%	15%	28%	29%	27%	36%	37%	35%	27%	28%	25%																							
<b>Disagree</b>	4%	4%	3%	3%	3%	3%	5%	6%	3%	4%	4%	3%	2%	3%	2%	4%	4%	4%	5%	4%	5%	4%	4%	4%																							
<b>Strongly Disagree</b>	1%	1%	1%	2%	2%	2%	2%	1%	3%	2%	1%	2%	2%	2%	2%	2%	2%	1%	2%	2%	2%	2%	2%	2%																							
<b>Percent who answered question</b>	99%	98%	99%	97%	96%	98%	99%	99%	100%	98%	98%	99%	96%	96%	97%	97%	97%	98%	97%	97%	98%	97%	96%	97%																							

An asterisk ( \* ) will be present in cells where 10 or fewer students answered a question, or if 10% or fewer students did not respond in the *least* sensitive manner for select questions.

Iowa Youth Survey • 2018 Henry County Results													Iowa Youth Survey • 2018 State of Iowa Results											
How much do you agree or disagree that each of the following statements is true? I feel I do not have much to be proud of.																								
IYS Question C7	6th Grade			8th Grade			11th Grade			All Grades			6th Grade			8th Grade			11th Grade			All Grades		
	TOTAL	M	F	TOTAL	M	F	TOTAL	M	F	TOTAL	M	F	TOTAL	M	F	TOTAL	M	F	TOTAL	M	F	TOTAL	M	F
Strongly Agree	52%	54%	49%	42%	50%	35%	33%	37%	28%	43%	48%	37%	54%	57%	51%	43%	47%	38%	37%	41%	33%	45%	49%	41%
Agree	36%	34%	39%	42%	38%	45%	42%	45%	41%	40%	39%	42%	36%	34%	38%	39%	39%	40%	42%	41%	43%	39%	37%	40%
Disagree	8%	9%	8%	11%	9%	13%	18%	14%	23%	12%	11%	14%	7%	7%	8%	13%	10%	15%	16%	14%	18%	12%	10%	14%
Strongly Disagree	3%	3%	4%	5%	3%	7%	6%	4%	8%	5%	3%	6%	3%	3%	3%	5%	4%	7%	5%	5%	6%	5%	4%	5%
Percent who answered question	97%	97%	98%	97%	96%	98%	100%	100%	100%	98%	97%	98%	95%	95%	95%	97%	97%	97%	97%	97%	97%	96%	96%	97%

Iowa Youth Survey • 2018 Henry County Results													Iowa Youth Survey • 2018 State of Iowa Results											
How much do you agree or disagree that each of the following statements is true? Violence is the worst way to solve problems.																								
IYS Question C8	6th Grade			8th Grade			11th Grade			All Grades			6th Grade			8th Grade			11th Grade			All Grades		
	TOTAL	M	F	TOTAL	M	F	TOTAL	M	F	TOTAL	M	F	TOTAL	M	F	TOTAL	M	F	TOTAL	M	F	TOTAL	M	F
Strongly Agree	58%	50%	68%	37%	32%	42%	24%	15%	30%	41%	34%	47%	58%	50%	66%	39%	31%	47%	33%	22%	43%	44%	35%	52%
Agree	29%	36%	20%	38%	36%	40%	41%	38%	46%	36%	36%	35%	29%	33%	25%	40%	41%	39%	42%	42%	43%	37%	38%	35%
Disagree	9%	10%	8%	20%	26%	15%	21%	24%	18%	16%	19%	14%	9%	12%	6%	16%	21%	11%	20%	29%	11%	15%	20%	9%
Strongly Disagree	4%	4%	4%	5%	6%	3%	14%	23%	6%	7%	10%	4%	4%	5%	4%	5%	7%	3%	5%	8%	3%	5%	7%	3%
Percent who answered question	99%	98%	99%	95%	94%	97%	99%	100%	99%	97%	97%	98%	95%	95%	96%	97%	97%	98%	97%	97%	98%	96%	96%	97%

An asterisk ( \* ) will be present in cells where 10 or fewer students answered a question, or if 10% or fewer students did not respond in the *least* sensitive manner for select questions.

Iowa Youth Survey • 2018 Henry County Results													Iowa Youth Survey • 2018 State of Iowa Results																							
IYS Question C9 How much do you think you risk harming yourself (physically or otherwise) if you: Drink 5 or more drinks of alcohol (glasses, bottles, or cans of beer; glasses of wine, liquor, mixed drinks) within a couple of hours, more than once a week?																																				
													6th Grade			8th Grade			11th Grade			All Grades			6th Grade			8th Grade			11th Grade			All Grades		
													TOTAL	M	F	TOTAL	M	F	TOTAL	M	F	TOTAL	M	F	TOTAL	M	F	TOTAL	M	F	TOTAL	M	F	TOTAL	M	F
Great Risk	67%	63%	71%	57%	60%	54%	52%	54%	51%	59%	59%	58%	57%	56%	57%	60%	60%	60%	50%	47%	54%	56%	55%	57%												
Moderate Risk	17%	23%	12%	23%	20%	25%	17%	16%	20%	19%	20%	20%	12%	13%	11%	18%	17%	18%	22%	22%	22%	17%	17%	17%												
Slight Risk	3%	3%	3%	7%	6%	8%	13%	12%	14%	7%	6%	8%	4%	4%	3%	6%	6%	6%	11%	13%	10%	7%	8%	6%												
No Risk	7%	5%	9%	9%	9%	9%	11%	11%	10%	9%	8%	9%	17%	15%	18%	10%	10%	11%	10%	11%	10%	13%	12%	13%												
Don't Know	6%	6%	5%	5%	5%	4%	7%	7%	5%	6%	6%	5%	11%	11%	10%	6%	7%	6%	6%	7%	4%	8%	8%	7%												
Percent who answered question	97%	97%	98%	95%	95%	95%	98%	99%	98%	97%	97%	97%	93%	93%	93%	96%	96%	97%	97%	97%	97%	95%	95%	95%												

Iowa Youth Survey • 2018 Henry County Results													Iowa Youth Survey • 2018 State of Iowa Results																							
IYS Question C10 How much do you think you risk harming yourself (physically or otherwise) if you: Smoke cigarettes every day?																																				
													6th Grade			8th Grade			11th Grade			All Grades			6th Grade			8th Grade			11th Grade			All Grades		
													TOTAL	M	F	TOTAL	M	F	TOTAL	M	F	TOTAL	M	F	TOTAL	M	F	TOTAL	M	F	TOTAL	M	F	TOTAL	M	F
Great Risk	77%	81%	73%	69%	71%	68%	70%	71%	70%	72%	74%	70%	63%	64%	62%	71%	71%	70%	70%	69%	71%	68%	68%	68%												
Moderate Risk	11%	9%	14%	17%	13%	20%	14%	10%	19%	14%	11%	18%	10%	10%	9%	11%	10%	12%	12%	12%	12%	11%	11%	11%												
Slight Risk	0%	1%	0%	2%	3%	2%	3%	4%	3%	2%	2%	2%	2%	2%	2%	3%	3%	3%	4%	4%	3%	3%	3%	3%												
No Risk	8%	6%	9%	9%	9%	10%	8%	7%	7%	8%	7%	9%	17%	16%	19%	11%	10%	11%	9%	9%	10%	13%	12%	13%												
Don't Know	3%	3%	4%	3%	5%	1%	5%	8%	1%	4%	5%	2%	8%	8%	7%	5%	6%	4%	5%	6%	4%	6%	7%	5%												
Percent who answered question	97%	97%	98%	95%	95%	95%	98%	99%	98%	97%	97%	97%	93%	93%	93%	96%	96%	97%	97%	96%	97%	95%	95%	95%												

An asterisk ( \* ) will be present in cells where 10 or fewer students answered a question, or if 10% or fewer students did not respond in the least sensitive manner for select questions.

Iowa Youth Survey • 2018 Henry County Results													Iowa Youth Survey • 2018 State of Iowa Results											
How much do you think you risk harming yourself (physically or otherwise) if you: Smoke marijuana more than once a week?																								
IYS Question C11	6th Grade			8th Grade			11th Grade			All Grades			6th Grade			8th Grade			11th Grade			All Grades		
	TOTAL	M	F	TOTAL	M	F	TOTAL	M	F	TOTAL	M	F	TOTAL	M	F	TOTAL	M	F	TOTAL	M	F	TOTAL	M	F
Great Risk	68%	67%	69%	55%	54%	57%	41%	42%	41%	55%	55%	56%	58%	58%	58%	55%	53%	57%	37%	34%	40%	50%	49%	52%
Moderate Risk	15%	18%	12%	15%	14%	17%	11%	12%	11%	14%	15%	13%	10%	10%	10%	15%	15%	16%	16%	16%	17%	14%	14%	14%
Slight Risk	2%	2%	2%	11%	11%	11%	17%	16%	19%	10%	9%	10%	3%	3%	3%	8%	9%	7%	17%	18%	16%	9%	10%	8%
No Risk	9%	7%	11%	13%	15%	12%	24%	22%	26%	15%	14%	16%	18%	17%	19%	15%	16%	15%	23%	25%	22%	19%	19%	19%
Don't Know	5%	6%	5%	5%	6%	4%	7%	8%	4%	6%	7%	4%	11%	11%	10%	6%	7%	6%	6%	7%	5%	8%	9%	7%
Percent who answered question	96%	95%	97%	94%	94%	94%	98%	99%	97%	96%	96%	96%	92%	92%	92%	95%	95%	96%	96%	96%	96%	94%	94%	94%

Iowa Youth Survey • 2018 Henry County Results													Iowa Youth Survey • 2018 State of Iowa Results											
How much do you think you risk harming yourself (physically or otherwise) if you: Take methamphetamines (crank) once a week?																								
IYS Question C12	6th Grade			8th Grade			11th Grade			All Grades			6th Grade			8th Grade			11th Grade			All Grades		
	TOTAL	M	F	TOTAL	M	F	TOTAL	M	F	TOTAL	M	F	TOTAL	M	F	TOTAL	M	F	TOTAL	M	F	TOTAL	M	F
Great Risk	64%	61%	67%	68%	69%	67%	77%	71%	85%	69%	67%	72%	56%	56%	55%	67%	68%	65%	73%	73%	74%	65%	65%	65%
Moderate Risk	17%	19%	14%	12%	10%	14%	7%	9%	5%	12%	13%	11%	10%	11%	10%	12%	11%	13%	8%	8%	8%	10%	10%	11%
Slight Risk	2%	2%	2%	4%	4%	4%	1%	1%	1%	3%	2%	3%	2%	2%	2%	2%	2%	2%	2%	2%	2%	2%	2%	2%
No Risk	8%	6%	9%	8%	9%	7%	7%	6%	6%	8%	7%	7%	17%	16%	19%	11%	10%	11%	9%	9%	9%	12%	12%	13%
Don't Know	9%	11%	8%	8%	9%	7%	9%	13%	4%	9%	11%	6%	15%	15%	15%	8%	8%	8%	7%	9%	6%	10%	11%	10%
Percent who answered question	96%	95%	97%	93%	93%	93%	96%	95%	97%	95%	94%	95%	91%	92%	91%	96%	96%	96%	96%	96%	96%	94%	94%	94%

An asterisk ( \* ) will be present in cells where 10 or fewer students answered a question, or if 10% or fewer students did not respond in the least sensitive manner for select questions.



Iowa Youth Survey • 2018 Henry County Results													Iowa Youth Survey • 2018 State of Iowa Results																							
IYS Question C13 How much do you think you risk harming yourself (physically or otherwise) if you: Take cocaine once a week?																																				
													6th Grade			8th Grade			11th Grade			All Grades			6th Grade			8th Grade			11th Grade			All Grades		
													TOTAL	M	F	TOTAL	M	F	TOTAL	M	F	TOTAL	M	F	TOTAL	M	F	TOTAL	M	F	TOTAL	M	F	TOTAL	M	F
Great Risk	67%	63%	72%	67%	67%	66%	75%	71%	82%	69%	66%	73%	56%	57%	55%	67%	68%	66%	73%	72%	75%	65%	66%	65%												
Moderate Risk	16%	22%	9%	14%	12%	17%	9%	10%	8%	13%	15%	12%	12%	12%	12%	13%	12%	15%	9%	9%	9%	12%	11%	12%												
Slight Risk	3%	2%	4%	4%	3%	5%	2%	4%	1%	3%	3%	4%	3%	3%	3%	3%	3%	3%	2%	2%	2%	2%	3%	2%												
No Risk	8%	6%	9%	8%	9%	7%	6%	6%	6%	8%	7%	7%	17%	16%	19%	11%	10%	11%	9%	9%	9%	12%	12%	13%												
Don't Know	7%	7%	7%	7%	9%	4%	7%	10%	2%	7%	9%	4%	11%	11%	11%	7%	7%	6%	7%	8%	5%	8%	9%	8%												
Percent who answered question	97%	97%	98%	95%	95%	94%	97%	98%	97%	96%	96%	96%	92%	92%	92%	96%	96%	96%	96%	96%	97%	94%	94%	95%												

Iowa Youth Survey • 2018 Henry County Results													Iowa Youth Survey • 2018 State of Iowa Results																							
IYS Question C14 How much do you think you risk harming yourself (physically or otherwise) if you: Take amphetamines other than methamphetamines (like stimulants, uppers, speed) once a week?																																				
													6th Grade			8th Grade			11th Grade			All Grades			6th Grade			8th Grade			11th Grade			All Grades		
													TOTAL	M	F	TOTAL	M	F	TOTAL	M	F	TOTAL	M	F	TOTAL	M	F	TOTAL	M	F	TOTAL	M	F	TOTAL	M	F
Great Risk	65%	63%	67%	66%	66%	66%	75%	68%	83%	68%	65%	71%	53%	53%	53%	64%	65%	63%	70%	69%	71%	62%	62%	62%												
Moderate Risk	15%	19%	11%	14%	10%	17%	7%	9%	6%	12%	13%	12%	11%	12%	10%	14%	13%	15%	11%	11%	11%	12%	12%	12%												
Slight Risk	1%	1%	2%	4%	5%	4%	2%	4%	1%	3%	3%	2%	3%	3%	2%	3%	3%	3%	3%	3%	2%	3%	3%	2%												
No Risk	7%	6%	8%	8%	9%	7%	7%	7%	6%	8%	8%	7%	17%	16%	18%	11%	10%	11%	9%	9%	9%	12%	12%	13%												
Don't Know	11%	11%	12%	7%	9%	6%	9%	12%	5%	9%	11%	8%	16%	17%	16%	9%	9%	8%	7%	9%	6%	11%	12%	10%												
Percent who answered question	97%	97%	97%	95%	95%	94%	97%	98%	98%	96%	96%	96%	91%	92%	91%	96%	96%	96%	97%	96%	97%	94%	94%	95%												

An asterisk ( \* ) will be present in cells where 10 or fewer students answered a question, or if 10% or fewer students did not respond in the least sensitive manner for select questions.

Iowa Youth Survey • 2018 Henry County Results													Iowa Youth Survey • 2018 State of Iowa Results																																		
How much do you think you risk harming yourself (physically or otherwise) if you: Use any other illegal drug once a week?																																															
																								6th Grade			8th Grade			11th Grade			All Grades			6th Grade			8th Grade			11th Grade			All Grades		
																								TOTAL	M	F	TOTAL	M	F	TOTAL	M	F	TOTAL	M	F	TOTAL	M	F	TOTAL	M	F	TOTAL	M	F	TOTAL	M	F
Great Risk	69%	66%	73%	64%	66%	62%	64%	61%	69%	66%	64%	67%	60%	61%	60%	64%	65%	64%	63%	61%	65%	62%	62%	63%																							
Moderate Risk	15%	20%	9%	19%	17%	20%	15%	17%	14%	16%	18%	15%	10%	11%	10%	15%	14%	16%	16%	17%	16%	14%	14%	14%																							
Slight Risk	2%	3%	2%	4%	3%	6%	5%	5%	5%	4%	3%	4%	2%	2%	2%	4%	4%	4%	4%	5%	4%	3%	4%	3%																							
No Risk	8%	6%	9%	8%	9%	7%	7%	6%	7%	8%	7%	8%	17%	16%	19%	11%	10%	11%	9%	9%	9%	12%	12%	13%																							
Don't Know	6%	5%	7%	5%	6%	4%	9%	11%	6%	7%	7%	6%	9%	10%	9%	6%	7%	6%	8%	9%	6%	8%	9%	7%																							
Percent who answered question	96%	97%	96%	95%	95%	94%	98%	99%	98%	96%	97%	96%	92%	92%	92%	96%	96%	97%	96%	96%	97%	95%	95%	95%																							

Iowa Youth Survey • 2018 Henry County Results													Iowa Youth Survey • 2018 State of Iowa Results																																		
How much do you think you risk harming yourself (physically or otherwise) if you: Use over the counter medications different from the directions?																																															
																								6th Grade			8th Grade			11th Grade			All Grades			6th Grade			8th Grade			11th Grade			All Grades		
																								TOTAL	M	F	TOTAL	M	F	TOTAL	M	F	TOTAL	M	F	TOTAL	M	F	TOTAL	M	F	TOTAL	M	F	TOTAL	M	F
Great Risk	62%	59%	65%	60%	59%	61%	55%	55%	55%	59%	58%	61%	56%	55%	56%	60%	61%	59%	56%	56%	57%	57%	58%	57%																							
Moderate Risk	20%	24%	15%	18%	19%	18%	25%	22%	28%	21%	22%	20%	12%	13%	12%	17%	16%	18%	21%	20%	21%	17%	16%	17%																							
Slight Risk	5%	3%	8%	7%	6%	9%	6%	6%	6%	6%	5%	8%	4%	4%	4%	6%	5%	6%	7%	7%	7%	6%	5%	6%																							
No Risk	8%	7%	9%	10%	9%	10%	7%	6%	7%	8%	8%	9%	17%	16%	18%	11%	10%	11%	9%	9%	9%	12%	12%	13%																							
Don't Know	5%	6%	3%	5%	7%	3%	8%	11%	4%	6%	8%	3%	11%	12%	10%	6%	7%	6%	7%	8%	5%	8%	9%	7%																							
Percent who answered question	97%	97%	98%	95%	95%	94%	98%	99%	97%	96%	97%	96%	92%	92%	92%	96%	96%	97%	97%	96%	97%	95%	95%	95%																							

An asterisk ( \* ) will be present in cells where 10 or fewer students answered a question, or if 10% or fewer students did not respond in the least sensitive manner for select questions.

Iowa Youth Survey • 2018 Henry County Results													Iowa Youth Survey • 2018 State of Iowa Results											
How much do you think you risk harming yourself (physically or otherwise) if you: Use prescription medication (that were prescribed for you by your doctor) different from the directions?																								
IYS Question C17	6th Grade			8th Grade			11th Grade			All Grades			6th Grade			8th Grade			11th Grade			All Grades		
	TOTAL	M	F	TOTAL	M	F	TOTAL	M	F	TOTAL	M	F	TOTAL	M	F	TOTAL	M	F	TOTAL	M	F	TOTAL	M	F
	Great Risk	57%	54%	61%	52%	50%	54%	57%	58%	58%	55%	54%	57%	50%	49%	51%	58%	59%	58%	57%	55%	58%	55%	54%
Moderate Risk	20%	26%	14%	24%	20%	29%	23%	22%	24%	23%	23%	23%	14%	14%	13%	18%	16%	19%	20%	20%	20%	17%	17%	17%
Slight Risk	7%	4%	12%	8%	10%	6%	8%	6%	9%	8%	7%	9%	6%	6%	5%	6%	6%	6%	7%	7%	7%	6%	6%	6%
No Risk	9%	8%	9%	10%	11%	9%	7%	6%	7%	9%	9%	8%	19%	18%	19%	12%	12%	12%	10%	10%	10%	14%	13%	14%
Don't Know	6%	8%	4%	5%	8%	3%	5%	8%	1%	6%	8%	3%	12%	13%	11%	7%	7%	6%	7%	8%	5%	8%	9%	7%
Percent who answered question	97%	97%	98%	95%	94%	95%	98%	99%	98%	96%	96%	97%	92%	92%	92%	96%	96%	97%	97%	96%	97%	95%	95%	95%

Iowa Youth Survey • 2018 Henry County Results													Iowa Youth Survey • 2018 State of Iowa Results											
How much do you think you risk harming yourself (physically or otherwise) if you: Use medication prescribed for someone else?																								
IYS Question C18	6th Grade			8th Grade			11th Grade			All Grades			6th Grade			8th Grade			11th Grade			All Grades		
	TOTAL	M	F	TOTAL	M	F	TOTAL	M	F	TOTAL	M	F	TOTAL	M	F	TOTAL	M	F	TOTAL	M	F	TOTAL	M	F
	Great Risk	63%	62%	64%	59%	59%	60%	63%	61%	65%	62%	61%	63%	59%	58%	59%	63%	64%	62%	61%	60%	62%	61%	61%
Moderate Risk	16%	19%	13%	22%	19%	25%	20%	18%	23%	20%	19%	21%	12%	12%	11%	16%	15%	16%	18%	18%	18%	15%	15%	15%
Slight Risk	6%	5%	9%	5%	5%	4%	4%	6%	2%	5%	5%	5%	3%	3%	3%	5%	4%	5%	6%	6%	6%	5%	4%	5%
No Risk	8%	7%	9%	9%	10%	8%	8%	6%	8%	8%	8%	8%	17%	16%	18%	10%	10%	11%	9%	9%	9%	12%	12%	13%
Don't Know	6%	7%	5%	5%	7%	3%	5%	8%	1%	6%	8%	3%	10%	11%	9%	6%	7%	5%	7%	8%	5%	7%	9%	6%
Percent who answered question	97%	97%	98%	95%	94%	95%	98%	99%	98%	96%	96%	97%	92%	92%	92%	96%	96%	97%	97%	96%	97%	95%	95%	95%

An asterisk ( \* ) will be present in cells where 10 or fewer students answered a question, or if 10% or fewer students did not respond in the *least* sensitive manner for select questions.

**Section D. PEER QUESTIONS:**

Iowa Youth Survey • 2018 Henry County Results													Iowa Youth Survey • 2018 State of Iowa Results											
Would you be more or less popular (respected or cool) with the other students in your school if you: Smoked cigarettes?  IYS Question D1																								
TOTAL	M	F	TOTAL	M	F	TOTAL	M	F	TOTAL	M	F	TOTAL	M	F	TOTAL	M	F	TOTAL	M	F	TOTAL	M	F	
<b>A Lot More Popular</b>	3%	5%	2%	1%	2%	1%	2%	4%	1%	2%	3%	1%	3%	3%	3%	3%	3%	3%	3%	3%	3%	3%	3%	
<b>More Popular</b>	4%	5%	4%	7%	4%	11%	3%	2%	5%	5%	4%	7%	6%	5%	7%	8%	7%	10%	7%	5%	8%	7%	6%	9%
<b>Less Popular</b>	17%	23%	11%	22%	26%	18%	25%	31%	20%	21%	26%	16%	14%	14%	14%	21%	20%	21%	21%	20%	22%	18%	18%	19%
<b>A Lot Less Popular</b>	38%	29%	47%	35%	36%	34%	22%	14%	29%	32%	28%	36%	44%	44%	45%	34%	35%	34%	28%	30%	26%	36%	36%	35%
<b>Wouldn't Change My Popularity</b>	37%	39%	36%	35%	32%	37%	47%	49%	46%	39%	39%	39%	33%	34%	31%	34%	36%	31%	41%	42%	41%	36%	37%	34%
<b>Percent who answered question</b>	97%	95%	100%	94%	93%	94%	99%	100%	99%	96%	96%	97%	92%	92%	92%	96%	96%	97%	97%	96%	97%	95%	95%	95%

An asterisk ( \* ) will be present in cells where 10 or fewer students answered a question, or if 10% or fewer students did not respond in the *least* sensitive manner for select questions.

Iowa Youth Survey • 2018 Henry County Results													Iowa Youth Survey • 2018 State of Iowa Results																							
Would you be more or less popular (respected or cool) with the other students in your school if you: Drank alcoholic beverages?  IYS Question D2																																				
													6th Grade			8th Grade			11th Grade			All Grades			6th Grade			8th Grade			11th Grade			All Grades		
													TOTAL	M	F	TOTAL	M	F	TOTAL	M	F	TOTAL	M	F	TOTAL	M	F	TOTAL	M	F	TOTAL	M	F	TOTAL	M	F
A Lot More Popular	4%	3%	5%	2%	2%	2%	11%	8%	14%	5%	4%	6%	4%	4%	4%	5%	4%	5%	10%	8%	12%	6%	5%	7%												
More Popular	6%	7%	5%	15%	10%	20%	25%	21%	29%	15%	12%	18%	7%	7%	8%	14%	11%	17%	27%	23%	31%	16%	13%	18%												
Less Popular	18%	22%	14%	16%	18%	15%	8%	12%	5%	14%	18%	12%	15%	16%	14%	19%	19%	19%	9%	11%	8%	15%	15%	14%												
A Lot Less Popular	37%	31%	44%	28%	34%	22%	7%	4%	8%	25%	25%	25%	42%	41%	43%	27%	28%	25%	8%	10%	6%	26%	27%	26%												
Wouldn't Change My Popularity	34%	37%	32%	39%	37%	41%	49%	55%	45%	40%	42%	39%	32%	33%	31%	36%	38%	33%	45%	48%	43%	38%	39%	35%												
Percent who answered question	97%	95%	100%	94%	93%	94%	99%	100%	99%	96%	96%	97%	92%	92%	92%	96%	96%	97%	96%	96%	97%	95%	95%	95%												

Iowa Youth Survey • 2018 Henry County Results													Iowa Youth Survey • 2018 State of Iowa Results																							
Would you be more or less popular (respected or cool) with the other students in your school if you: Smoked marijuana?  IYS Question D3																																				
													6th Grade			8th Grade			11th Grade			All Grades			6th Grade			8th Grade			11th Grade			All Grades		
													TOTAL	M	F	TOTAL	M	F	TOTAL	M	F	TOTAL	M	F	TOTAL	M	F	TOTAL	M	F	TOTAL	M	F	TOTAL	M	F
A Lot More Popular	3%	3%	4%	3%	4%	3%	5%	4%	7%	4%	3%	4%	4%	4%	4%	7%	7%	8%	9%	9%	10%	7%	6%	7%												
More Popular	5%	5%	6%	11%	5%	18%	10%	8%	13%	9%	6%	13%	6%	5%	6%	12%	10%	13%	19%	17%	21%	12%	11%	13%												
Less Popular	15%	20%	9%	15%	18%	12%	16%	17%	16%	15%	18%	12%	12%	12%	12%	16%	16%	17%	14%	13%	14%	14%	14%	14%												
A Lot Less Popular	42%	35%	49%	38%	42%	35%	17%	18%	14%	33%	33%	33%	47%	47%	48%	33%	33%	33%	14%	15%	13%	32%	32%	32%												
Wouldn't Change My Popularity	35%	38%	32%	33%	32%	34%	52%	54%	51%	39%	40%	38%	31%	32%	30%	32%	34%	30%	44%	46%	42%	35%	37%	34%												
Percent who answered question	97%	95%	100%	94%	93%	94%	99%	100%	99%	96%	96%	97%	92%	92%	92%	96%	96%	96%	96%	96%	97%	94%	94%	95%												

An asterisk ( \* ) will be present in cells where 10 or fewer students answered a question, or if 10% or fewer students did not respond in the least sensitive manner for select questions.

Iowa Youth Survey • 2018 Henry County Results													Iowa Youth Survey • 2018 State of Iowa Results																																		
<b>Would you be more or less popular (respected or cool) with the other students in your school if you: Used any other illegal drug?</b>																																															
																								6th Grade			8th Grade			11th Grade			All Grades			6th Grade			8th Grade			11th Grade			All Grades		
																								TOTAL	M	F	TOTAL	M	F	TOTAL	M	F	TOTAL	M	F	TOTAL	M	F	TOTAL	M	F	TOTAL	M	F	TOTAL	M	F
<b>A Lot More Popular</b>	4%	6%	3%	2%	3%	2%	5%	4%	6%	4%	4%	3%	4%	4%	4%	5%	5%	6%	5%	5%	5%	5%	5%	5%																							
<b>More Popular</b>	3%	2%	5%	8%	6%	10%	5%	4%	6%	5%	4%	7%	5%	5%	6%	9%	7%	11%	10%	9%	12%	8%	7%	9%																							
<b>Less Popular</b>	14%	17%	11%	14%	14%	14%	23%	24%	22%	17%	18%	15%	11%	11%	11%	17%	16%	18%	19%	18%	20%	16%	15%	16%																							
<b>A Lot Less Popular</b>	44%	38%	50%	43%	47%	38%	26%	25%	25%	38%	38%	38%	48%	48%	48%	37%	38%	36%	26%	27%	24%	37%	38%	37%																							
<b>Wouldn't Change My Popularity</b>	34%	38%	31%	33%	30%	36%	42%	43%	41%	36%	36%	36%	31%	32%	30%	31%	33%	29%	40%	41%	40%	34%	35%	33%																							
<b>Percent who answered question</b>	97%	95%	100%	93%	93%	93%	99%	99%	99%	96%	95%	97%	92%	92%	92%	96%	95%	96%	96%	96%	97%	94%	94%	95%																							

Iowa Youth Survey • 2018 Henry County Results													Iowa Youth Survey • 2018 State of Iowa Results																																		
<b>How wrong would most of the students in your school (not just your best friends) feel it would be for you to: Drink beer, wine, alcoholic drinks, or hard liquor (for example: vodka, whiskey, rum, tequila, gin)?</b>																																															
																								6th Grade			8th Grade			11th Grade			All Grades			6th Grade			8th Grade			11th Grade			All Grades		
																								TOTAL	M	F	TOTAL	M	F	TOTAL	M	F	TOTAL	M	F	TOTAL	M	F	TOTAL	M	F	TOTAL	M	F	TOTAL	M	F
<b>Very Wrong</b>	76%	75%	77%	42%	47%	37%	14%	20%	9%	46%	50%	41%	70%	68%	73%	45%	46%	44%	17%	18%	15%	45%	45%	45%																							
<b>Wrong</b>	17%	19%	16%	30%	25%	34%	17%	17%	17%	22%	21%	23%	16%	17%	15%	26%	25%	26%	16%	17%	15%	20%	20%	19%																							
<b>A Little Wrong</b>	3%	3%	3%	16%	14%	17%	28%	28%	28%	15%	14%	16%	5%	6%	5%	16%	14%	18%	28%	27%	30%	16%	15%	17%																							
<b>Not at All Wrong</b>	1%	2%	0%	3%	2%	5%	27%	22%	32%	9%	7%	11%	2%	2%	1%	6%	5%	6%	29%	25%	32%	11%	10%	12%																							
<b>Don't Know</b>	2%	2%	3%	9%	11%	7%	14%	13%	14%	8%	8%	8%	7%	7%	6%	8%	9%	6%	10%	13%	8%	8%	10%	7%																							
<b>Percent who answered question</b>	98%	97%	99%	95%	93%	96%	99%	98%	100%	97%	96%	98%	94%	94%	95%	97%	96%	97%	96%	96%	97%	95%	95%	96%																							

An asterisk ( \* ) will be present in cells where 10 or fewer students answered a question, or if 10% or fewer students did not respond in the *least* sensitive manner for select questions.

Iowa Youth Survey • 2018 Henry County Results													Iowa Youth Survey • 2018 State of Iowa Results																							
How wrong would most of the students in your school (not just your best friends) feel it would be for you to: Smoke cigarettes?  IYS Question D6																																				
													6th Grade			8th Grade			11th Grade			All Grades			6th Grade			8th Grade			11th Grade			All Grades		
													TOTAL	M	F	TOTAL	M	F	TOTAL	M	F	TOTAL	M	F	TOTAL	M	F	TOTAL	M	F	TOTAL	M	F	TOTAL	M	F
Very Wrong	78%	77%	80%	53%	55%	50%	28%	32%	24%	55%	57%	52%	74%	72%	75%	56%	57%	55%	35%	37%	33%	56%	56%	55%												
Wrong	17%	18%	16%	28%	29%	28%	36%	36%	36%	27%	27%	27%	16%	16%	15%	25%	24%	26%	29%	29%	29%	23%	23%	23%												
A Little Wrong	2%	4%	1%	10%	5%	14%	14%	11%	16%	8%	6%	11%	4%	4%	4%	9%	7%	10%	18%	16%	21%	10%	9%	11%												
Not at All Wrong	0%	0%	0%	2%	2%	2%	6%	4%	8%	2%	2%	3%	1%	1%	1%	3%	3%	3%	8%	7%	9%	4%	4%	4%												
Don't Know	2%	2%	3%	7%	9%	6%	16%	17%	15%	8%	8%	8%	6%	7%	5%	7%	8%	6%	10%	12%	8%	8%	9%	6%												
Percent who answered question	98%	97%	99%	95%	93%	96%	97%	96%	98%	96%	95%	97%	94%	93%	94%	96%	96%	97%	96%	96%	97%	95%	95%	96%												

Iowa Youth Survey • 2018 Henry County Results													Iowa Youth Survey • 2018 State of Iowa Results																							
How wrong would most of the students in your school (not just your best friends) feel it would be for you to: Smoke marijuana?  IYS Question D7																																				
													6th Grade			8th Grade			11th Grade			All Grades			6th Grade			8th Grade			11th Grade			All Grades		
													TOTAL	M	F	TOTAL	M	F	TOTAL	M	F	TOTAL	M	F	TOTAL	M	F	TOTAL	M	F	TOTAL	M	F	TOTAL	M	F
Very Wrong	85%	83%	87%	57%	58%	55%	27%	37%	18%	58%	62%	54%	81%	79%	83%	59%	58%	60%	26%	27%	25%	56%	56%	57%												
Wrong	11%	14%	9%	22%	22%	22%	19%	17%	20%	17%	18%	17%	9%	9%	9%	18%	18%	18%	18%	18%	19%	15%	15%	15%												
A Little Wrong	0%	1%	0%	11%	10%	11%	26%	22%	30%	11%	10%	13%	2%	3%	2%	9%	9%	10%	22%	21%	24%	11%	10%	11%												
Not at All Wrong	0%	0%	1%	3%	1%	5%	14%	10%	18%	5%	3%	8%	2%	2%	1%	7%	6%	7%	24%	23%	25%	10%	10%	11%												
Don't Know	3%	3%	3%	7%	9%	6%	14%	14%	14%	8%	8%	8%	6%	7%	5%	7%	9%	6%	10%	12%	8%	8%	9%	6%												
Percent who answered question	97%	96%	98%	94%	93%	95%	98%	96%	99%	96%	95%	97%	93%	92%	93%	96%	95%	96%	95%	95%	96%	94%	94%	95%												

An asterisk ( \* ) will be present in cells where 10 or fewer students answered a question, or if 10% or fewer students did not respond in the least sensitive manner for select questions.

Iowa Youth Survey • 2018 Henry County Results													Iowa Youth Survey • 2018 State of Iowa Results											
How wrong would most of the students in your school (not just your best friends) feel it would be for you to: Use <u>any illegal drug other than</u> alcohol, cigarettes, or marijuana?																								
IYS Question D8	6th Grade			8th Grade			11th Grade			All Grades			6th Grade			8th Grade			11th Grade			All Grades		
	TOTAL	M	F	TOTAL	M	F	TOTAL	M	F	TOTAL	M	F	TOTAL	M	F	TOTAL	M	F	TOTAL	M	F	TOTAL	M	F
	Very Wrong	88%	88%	88%	68%	68%	67%	48%	52%	44%	69%	71%	67%	83%	82%	85%	66%	66%	66%	45%	46%	44%	66%	65%
Wrong	9%	10%	8%	18%	17%	19%	20%	18%	20%	15%	15%	16%	8%	9%	8%	18%	18%	18%	25%	24%	26%	17%	17%	17%
A Little Wrong	1%	0%	2%	6%	5%	6%	13%	11%	16%	6%	5%	8%	2%	2%	2%	6%	5%	7%	13%	11%	15%	7%	6%	7%
Not at All Wrong	0%	0%	0%	2%	2%	3%	4%	4%	5%	2%	2%	2%	1%	1%	1%	3%	3%	3%	7%	6%	7%	3%	3%	4%
Don't Know	2%	2%	2%	7%	8%	5%	16%	16%	15%	8%	8%	7%	6%	7%	5%	7%	9%	6%	11%	12%	9%	8%	9%	6%
Percent who answered question	98%	97%	99%	95%	93%	96%	99%	99%	100%	97%	96%	98%	94%	93%	94%	96%	96%	97%	96%	96%	96%	95%	95%	96%

Iowa Youth Survey • 2018 Henry County Results													Iowa Youth Survey • 2018 State of Iowa Results											
How wrong would most of the students in your school (not just your best friends) feel it would be for you to: Go to a party where kids under 21 were using alcohol?																								
IYS Question D9	6th Grade			8th Grade			11th Grade			All Grades			6th Grade			8th Grade			11th Grade			All Grades		
	TOTAL	M	F	TOTAL	M	F	TOTAL	M	F	TOTAL	M	F	TOTAL	M	F	TOTAL	M	F	TOTAL	M	F	TOTAL	M	F
	Very Wrong	79%	77%	81%	44%	47%	40%	13%	15%	9%	47%	49%	44%	71%	69%	73%	46%	47%	45%	18%	19%	16%	46%	47%
Wrong	14%	15%	13%	23%	23%	24%	15%	23%	8%	18%	20%	16%	15%	16%	15%	24%	23%	24%	16%	17%	15%	19%	19%	18%
A Little Wrong	4%	5%	3%	17%	15%	19%	25%	26%	25%	15%	14%	16%	5%	5%	5%	15%	13%	16%	24%	23%	26%	14%	13%	15%
Not at All Wrong	1%	2%	0%	7%	4%	9%	32%	21%	44%	12%	8%	16%	2%	3%	2%	8%	7%	9%	32%	28%	36%	13%	12%	15%
Don't Know	2%	1%	3%	9%	11%	8%	15%	16%	14%	8%	8%	8%	6%	7%	5%	8%	9%	6%	10%	12%	8%	8%	9%	6%
Percent who answered question	98%	97%	99%	94%	93%	95%	98%	98%	99%	96%	96%	97%	94%	93%	94%	97%	96%	97%	96%	96%	97%	95%	95%	96%

An asterisk ( \* ) will be present in cells where 10 or fewer students answered a question, or if 10% or fewer students did not respond in the *least* sensitive manner for select questions.



Iowa Youth Survey • 2018 Henry County Results													Iowa Youth Survey • 2018 State of Iowa Results											
How wrong would most of the students in your school (not just your best friends) feel it would be for you to: Go to a party where kids were using drugs?																								
IYS Question D10	6th Grade			8th Grade			11th Grade			All Grades			6th Grade			8th Grade			11th Grade			All Grades		
	TOTAL	M	F	TOTAL	M	F	TOTAL	M	F	TOTAL	M	F	TOTAL	M	F	TOTAL	M	F	TOTAL	M	F	TOTAL	M	F
	Very Wrong	87%	85%	89%	59%	62%	56%	35%	41%	28%	62%	65%	58%	80%	79%	81%	58%	60%	56%	29%	32%	26%	57%	58%
Wrong	8%	10%	6%	21%	21%	21%	22%	18%	25%	17%	16%	18%	10%	11%	10%	21%	20%	21%	23%	23%	22%	18%	18%	18%
A Little Wrong	2%	3%	1%	8%	5%	11%	19%	17%	22%	9%	8%	11%	2%	2%	3%	9%	7%	11%	21%	18%	24%	10%	9%	12%
Not at All Wrong	0%	1%	0%	3%	1%	5%	10%	7%	14%	4%	3%	6%	2%	2%	1%	5%	4%	6%	17%	15%	20%	7%	6%	9%
Don't Know	2%	1%	3%	9%	11%	7%	14%	16%	11%	8%	8%	7%	6%	7%	5%	7%	9%	6%	10%	12%	8%	8%	9%	6%
Percent who answered question	97%	96%	99%	94%	93%	96%	98%	98%	99%	96%	95%	98%	93%	93%	94%	96%	96%	97%	96%	96%	96%	95%	95%	96%

Iowa Youth Survey • 2018 Henry County Results													Iowa Youth Survey • 2018 State of Iowa Results											
How wrong would most of the students in your school (not just your best friends) feel it would be for you to: Use prescription drugs that were not prescribed for you?																								
IYS Question D11	6th Grade			8th Grade			11th Grade			All Grades			6th Grade			8th Grade			11th Grade			All Grades		
	TOTAL	M	F	TOTAL	M	F	TOTAL	M	F	TOTAL	M	F	TOTAL	M	F	TOTAL	M	F	TOTAL	M	F	TOTAL	M	F
	Very Wrong	74%	72%	75%	56%	59%	54%	48%	47%	50%	60%	60%	59%	75%	74%	77%	60%	61%	58%	42%	43%	40%	60%	60%
Wrong	19%	22%	15%	23%	20%	25%	18%	16%	20%	20%	19%	21%	14%	14%	14%	21%	20%	22%	26%	25%	28%	20%	20%	21%
A Little Wrong	3%	2%	4%	11%	11%	11%	13%	17%	9%	9%	9%	8%	3%	3%	3%	7%	6%	9%	14%	13%	15%	8%	7%	9%
Not at All Wrong	0%	1%	0%	1%	0%	3%	5%	5%	6%	2%	2%	3%	1%	2%	1%	3%	3%	4%	6%	6%	7%	4%	3%	4%
Don't Know	4%	4%	5%	9%	10%	8%	16%	16%	15%	9%	9%	9%	6%	7%	5%	8%	9%	7%	11%	13%	10%	9%	10%	7%
Percent who answered question	97%	96%	98%	94%	93%	95%	99%	99%	100%	96%	96%	97%	94%	93%	94%	96%	96%	97%	96%	96%	97%	95%	95%	96%

An asterisk ( \* ) will be present in cells where 10 or fewer students answered a question, or if 10% or fewer students did not respond in the least sensitive manner for select questions.

Iowa Youth Survey • 2018 Henry County Results													Iowa Youth Survey • 2018 State of Iowa Results											
How wrong would most of the students in your school (not just your best friends) feel it would be for you to: Used prescription drugs that were prescribed to you but in a way other than the directions?																								
IYS Question D12	TOTAL	M	F	TOTAL	M	F	TOTAL	M	F	TOTAL	M	F	TOTAL	M	F	TOTAL	M	F	TOTAL	M	F	TOTAL	M	F
	Very Wrong	70%	68%	72%	54%	56%	51%	44%	42%	45%	56%	56%	56%	69%	67%	72%	56%	57%	55%	38%	40%	37%	55%	55%
Wrong	22%	25%	18%	24%	21%	27%	22%	19%	24%	23%	22%	23%	17%	17%	16%	23%	22%	24%	27%	25%	28%	22%	21%	22%
A Little Wrong	1%	2%	1%	10%	9%	10%	13%	16%	10%	8%	8%	7%	4%	5%	4%	8%	7%	10%	16%	14%	17%	9%	9%	10%
Not at All Wrong	2%	2%	2%	2%	2%	3%	5%	5%	6%	3%	3%	3%	2%	2%	2%	4%	3%	4%	7%	7%	8%	4%	4%	4%
Don't Know	5%	4%	6%	11%	12%	9%	17%	18%	15%	10%	11%	10%	8%	9%	7%	9%	10%	8%	12%	14%	10%	10%	11%	8%
Percent who answered question	98%	97%	99%	94%	93%	96%	99%	99%	100%	97%	96%	98%	93%	93%	94%	96%	96%	97%	96%	96%	97%	95%	95%	96%

An asterisk ( \* ) will be present in cells where 10 or fewer students answered a question, or if 10% or fewer students did not respond in the *least* sensitive manner for select questions.

**Section E. SCHOOL QUESTIONS:**

Iowa Youth Survey • 2018 Henry County Results													Iowa Youth Survey • 2018 State of Iowa Results											
In the <u>past 12 months</u> , how often have you: Carried a gun, knife, club, or other weapon <u>to school or to a school event</u> ?																								
																								6th Grade
IYS Question E1	TOTAL	M	F	TOTAL	M	F	TOTAL	M	F	TOTAL	M	F	TOTAL	M	F	TOTAL	M	F	TOTAL	M	F	TOTAL	M	F
	None	98%	97%	99%	97%	97%	97%	91%	88%	93%	96%	95%	97%	98%	97%	99%	96%	94%	97%	93%	90%	97%	96%	94%
1 or 2 times	2%	3%	1%	2%	3%	1%	3%	5%	2%	2%	3%	1%	2%	3%	1%	3%	4%	2%	3%	5%	2%	3%	4%	1%
3-5 times	0%	0%	0%	0%	0%	1%	1%	0%	2%	0%	0%	1%	0%	0%	0%	0%	1%	0%	1%	1%	0%	0%	1%	0%
6 or more times	0%	0%	0%	1%	1%	1%	5%	7%	2%	2%	2%	1%	0%	1%	0%	1%	1%	1%	3%	4%	1%	1%	2%	1%
Percent who answered question	99%	99%	98%	96%	94%	98%	100%	100%	100%	98%	98%	98%	95%	94%	95%	97%	96%	97%	96%	96%	97%	96%	95%	96%
Percent who reported one or more times	2%	3%	1%	3%	3%	3%	9%	12%	7%	4%	5%	3%	2%	3%	1%	4%	6%	3%	7%	10%	3%	4%	6%	2%

An asterisk ( \* ) will be present in cells where 10 or fewer students answered a question, or if 10% or fewer students did not respond in the *least* sensitive manner for select questions.

Iowa Youth Survey • 2018 Henry County Results													Iowa Youth Survey • 2018 State of Iowa Results											
<b>In the past 12 months, how often have you: Used alcohol or other illegal drugs on school property or at a school event?</b>																								
IYS Question E2	6th Grade			8th Grade			11th Grade			All Grades			6th Grade			8th Grade			11th Grade			All Grades		
	TOTAL	M	F	TOTAL	M	F	TOTAL	M	F	TOTAL	M	F	TOTAL	M	F	TOTAL	M	F	TOTAL	M	F	TOTAL	M	F
None	100%	100%	100%	97%	97%	97%	94%	94%	94%	97%	97%	97%	99%	99%	99%	98%	98%	98%	94%	94%	95%	97%	97%	98%
1 or 2 times	0%	0%	0%	2%	3%	2%	4%	5%	3%	2%	2%	2%	0%	0%	0%	1%	1%	2%	3%	3%	4%	2%	2%	2%
3-5 times	0%	0%	0%	0%	0%	1%	2%	1%	2%	1%	0%	1%	0%	0%	0%	0%	0%	0%	1%	1%	1%	0%	0%	0%
6 or more times	0%	0%	0%	0%	0%	0%	0%	0%	0%	0%	0%	0%	0%	0%	0%	0%	1%	0%	1%	2%	1%	1%	1%	0%
Percent who answered question	99%	98%	99%	95%	93%	98%	99%	100%	99%	97%	97%	98%	95%	94%	95%	97%	96%	97%	96%	96%	97%	96%	95%	96%
Percent who reported one or more times	0%	0%	0%	3%	3%	3%	6%	6%	6%	3%	3%	3%	1%	1%	1%	2%	2%	2%	6%	6%	5%	3%	3%	2%

An asterisk ( \* ) will be present in cells where 10 or fewer students answered a question, or if 10% or fewer students did not respond in the least sensitive manner for select questions.

Iowa Youth Survey • 2018 Henry County Results													Iowa Youth Survey • 2018 State of Iowa Results											
In the past 12 months, how often have you: Used cigarettes, smokeless tobacco (chewing tobacco, snuff, plug, dipping tobacco, snus), or e-cigarettes (vape-pens, hookah-pens, e-hookahs, e-cigars, e-pipes, personal vaporizers or mods) <u>on school property or at a school event?</u>																								
																								6th Grade
IYS Question E3	TOTAL	M	F	TOTAL	M	F	TOTAL	M	F	TOTAL	M	F	TOTAL	M	F	TOTAL	M	F	TOTAL	M	F	TOTAL	M	F
	None	99%	98%	99%	95%	97%	94%	89%	88%	90%	95%	95%	94%	99%	99%	99%	96%	95%	96%	88%	87%	89%	94%	94%
1 or 2 times	1%	1%	1%	3%	3%	3%	6%	5%	8%	3%	3%	4%	1%	1%	1%	3%	3%	3%	6%	5%	6%	3%	3%	3%
3-5 times	0%	1%	0%	1%	0%	2%	2%	2%	2%	1%	1%	1%	0%	0%	0%	1%	1%	1%	2%	2%	2%	1%	1%	1%
6 or more times	0%	0%	0%	0%	0%	1%	2%	5%	0%	1%	1%	0%	0%	0%	0%	1%	1%	1%	4%	6%	3%	2%	2%	1%
Percent who answered question	98%	98%	98%	96%	94%	98%	100%	100%	100%	98%	97%	98%	94%	94%	95%	97%	96%	97%	96%	96%	97%	96%	95%	96%
Percent who reported one or more times	1%	2%	1%	5%	3%	6%	11%	12%	10%	5%	5%	6%	1%	1%	1%	4%	5%	4%	12%	13%	11%	6%	6%	5%

An asterisk ( \* ) will be present in cells where 10 or fewer students answered a question, or if 10% or fewer students did not respond in the least sensitive manner for select questions.

Iowa Youth Survey • 2018 Henry County Results													Iowa Youth Survey • 2018 State of Iowa Results											
<b>In the past 12 months, how often have you:                      Had your things (clothing, books, bike, car) stolen or deliberately damaged <u>on school property or at a school event</u>?</b>																								
IYS Question E4	6th Grade			8th Grade			11th Grade			All Grades			6th Grade			8th Grade			11th Grade			All Grades		
	TOTAL	M	F	TOTAL	M	F	TOTAL	M	F	TOTAL	M	F	TOTAL	M	F	TOTAL	M	F	TOTAL	M	F	TOTAL	M	F
None	83%	88%	77%	77%	76%	79%	85%	79%	90%	81%	81%	81%	83%	83%	84%	79%	79%	80%	81%	80%	83%	81%	80%	82%
1 or 2 times	15%	11%	20%	18%	22%	15%	13%	18%	9%	16%	17%	15%	14%	15%	13%	17%	17%	17%	16%	17%	15%	15%	16%	15%
3–5 times	1%	1%	2%	3%	2%	3%	2%	2%	1%	2%	2%	2%	2%	2%	1%	2%	3%	2%	2%	2%	2%	2%	2%	2%
6 or more times	1%	1%	1%	2%	1%	3%	1%	1%	0%	1%	1%	2%	1%	1%	1%	1%	2%	1%	1%	1%	1%	1%	1%	1%
Percent who answered question	98%	98%	97%	96%	94%	98%	100%	100%	100%	97%	97%	98%	94%	94%	95%	97%	96%	97%	96%	96%	97%	96%	95%	96%
Percent who reported one or more times	17%	12%	23%	23%	24%	21%	15%	21%	10%	19%	19%	19%	17%	17%	16%	21%	21%	20%	19%	20%	17%	19%	20%	18%

Iowa Youth Survey • 2018 Henry County Results													Iowa Youth Survey • 2018 State of Iowa Results											
<b>In the past 12 months, how often have you:                      Been disciplined for fighting, theft, or damaging property <u>at school or a school event</u>?</b>																								
IYS Question E5	6th Grade			8th Grade			11th Grade			All Grades			6th Grade			8th Grade			11th Grade			All Grades		
	TOTAL	M	F	TOTAL	M	F	TOTAL	M	F	TOTAL	M	F	TOTAL	M	F	TOTAL	M	F	TOTAL	M	F	TOTAL	M	F
None	95%	96%	94%	90%	83%	97%	97%	95%	99%	94%	91%	96%	92%	89%	96%	92%	89%	94%	95%	94%	97%	93%	91%	96%
1 or 2 times	5%	4%	5%	8%	14%	2%	3%	5%	1%	5%	8%	3%	6%	8%	4%	6%	9%	4%	3%	4%	2%	5%	7%	3%
3–5 times	0%	0%	1%	2%	2%	2%	0%	0%	0%	1%	1%	1%	1%	1%	0%	1%	2%	1%	1%	1%	0%	1%	1%	1%
6 or more times	0%	0%	0%	0%	1%	0%	0%	0%	0%	0%	0%	0%	1%	1%	0%	1%	1%	1%	1%	1%	0%	1%	1%	0%
Percent who answered question	98%	97%	99%	95%	93%	97%	99%	100%	98%	97%	97%	98%	94%	93%	95%	96%	96%	97%	96%	96%	97%	95%	95%	96%
Percent who reported one or more times	5%	4%	6%	10%	17%	3%	3%	5%	1%	6%	9%	4%	8%	11%	4%	8%	11%	6%	5%	6%	3%	7%	9%	4%

An asterisk ( \* ) will be present in cells where 10 or fewer students answered a question, or if 10% or fewer students did not respond in the *least* sensitive manner for select questions.

Iowa Youth Survey • 2018 Henry County Results													Iowa Youth Survey • 2018 State of Iowa Results											
In the past 12 months, how often have you: Been threatened or injured by someone with a weapon (like a gun, knife or club) on school property or at a school event?																								
IYS Question E6	6th Grade			8th Grade			11th Grade			All Grades			6th Grade			8th Grade			11th Grade			All Grades		
	TOTAL	M	F	TOTAL	M	F	TOTAL	M	F	TOTAL	M	F	TOTAL	M	F	TOTAL	M	F	TOTAL	M	F	TOTAL	M	F
	None	97%	97%	97%	93%	93%	92%	97%	94%	99%	95%	95%	96%	95%	94%	96%	94%	93%	95%	95%	94%	96%	95%	94%
1 or 2 times	1%	1%	2%	5%	4%	5%	3%	6%	1%	3%	4%	3%	4%	4%	3%	5%	5%	4%	4%	4%	3%	4%	5%	3%
3–5 times	1%	1%	1%	0%	1%	0%	0%	0%	0%	0%	1%	0%	1%	1%	1%	1%	1%	1%	1%	1%	0%	1%	1%	1%
6 or more times	0%	1%	0%	2%	2%	3%	0%	0%	0%	1%	1%	1%	1%	1%	0%	1%	1%	1%	1%	1%	0%	1%	1%	0%
Percent who answered question	98%	97%	99%	96%	94%	98%	100%	100%	100%	98%	97%	99%	94%	94%	95%	96%	96%	97%	96%	96%	97%	95%	95%	96%
Percent who reported one or more times	3%	3%	3%	7%	7%	8%	3%	6%	1%	5%	5%	4%	5%	6%	4%	6%	7%	5%	5%	6%	4%	5%	6%	4%

Iowa Youth Survey • 2018 Henry County Results													Iowa Youth Survey • 2018 State of Iowa Results											
In the past 12 months, how often have you: Damaged property just for fun (like breaking windows, scratching a car, etc.)?																								
IYS Question E7	6th Grade			8th Grade			11th Grade			All Grades			6th Grade			8th Grade			11th Grade			All Grades		
	TOTAL	M	F	TOTAL	M	F	TOTAL	M	F	TOTAL	M	F	TOTAL	M	F	TOTAL	M	F	TOTAL	M	F	TOTAL	M	F
	None	99%	99%	99%	96%	94%	97%	98%	98%	98%	97%	97%	98%	98%	97%	98%	96%	96%	97%	97%	96%	98%	97%	96%
1 or 2 times	1%	1%	1%	2%	4%	0%	2%	2%	2%	2%	3%	1%	2%	2%	1%	3%	3%	2%	2%	3%	1%	2%	3%	2%
3–5 times	0%	0%	0%	2%	1%	3%	0%	0%	0%	1%	0%	1%	0%	0%	0%	1%	1%	0%	0%	1%	0%	0%	1%	0%
6 or more times	0%	0%	0%	0%	1%	0%	0%	0%	0%	0%	0%	0%	0%	0%	0%	1%	1%	0%	1%	1%	0%	0%	1%	0%
Percent who answered question	99%	98%	99%	95%	93%	98%	100%	100%	100%	98%	97%	99%	94%	94%	95%	96%	96%	97%	96%	96%	97%	95%	95%	96%
Percent who reported one or more times	1%	1%	1%	4%	6%	3%	2%	2%	2%	3%	3%	2%	2%	3%	2%	4%	4%	3%	3%	4%	2%	3%	4%	2%

An asterisk ( \* ) will be present in cells where 10 or fewer students answered a question, or if 10% or fewer students did not respond in the least sensitive manner for select questions.

Iowa Youth Survey • 2018 Henry County Results													Iowa Youth Survey • 2018 State of Iowa Results											
In the past 12 months, how often have you: Beaten up on or fought someone because they made you angry?																								
IYS Question E8	6th Grade			8th Grade			11th Grade			All Grades			6th Grade			8th Grade			11th Grade			All Grades		
	TOTAL	M	F	TOTAL	M	F	TOTAL	M	F	TOTAL	M	F	TOTAL	M	F	TOTAL	M	F	TOTAL	M	F	TOTAL	M	F
	None	89%	88%	91%	84%	76%	91%	94%	89%	98%	88%	84%	93%	86%	81%	92%	88%	84%	92%	93%	90%	96%	89%	85%
1 or 2 times	7%	6%	8%	13%	21%	5%	5%	8%	2%	9%	12%	5%	10%	14%	6%	9%	12%	6%	5%	7%	3%	8%	11%	5%
3–5 times	3%	6%	0%	3%	2%	3%	1%	2%	0%	2%	4%	1%	2%	3%	1%	2%	2%	1%	1%	1%	0%	1%	2%	1%
6 or more times	0%	0%	1%	1%	1%	1%	0%	0%	0%	0%	0%	1%	2%	3%	1%	1%	2%	1%	1%	1%	0%	1%	2%	1%
Percent who answered question	99%	98%	99%	95%	93%	98%	99%	99%	100%	97%	97%	99%	94%	94%	95%	96%	96%	97%	96%	96%	97%	95%	95%	96%
Percent who reported one or more times	11%	12%	9%	16%	24%	9%	6%	11%	2%	12%	16%	7%	14%	19%	8%	12%	16%	8%	7%	10%	4%	11%	15%	7%

Iowa Youth Survey • 2018 Henry County Results													Iowa Youth Survey • 2018 State of Iowa Results											
In the past 12 months, how often have you: Used a weapon, force, or threats to get money or things from someone?																								
IYS Question E9	6th Grade			8th Grade			11th Grade			All Grades			6th Grade			8th Grade			11th Grade			All Grades		
	TOTAL	M	F	TOTAL	M	F	TOTAL	M	F	TOTAL	M	F	TOTAL	M	F	TOTAL	M	F	TOTAL	M	F	TOTAL	M	F
	None	100%	100%	100%	99%	98%	100%	99%	99%	100%	100%	99%	100%	99%	99%	99%	99%	98%	99%	99%	98%	99%	99%	98%
1 or 2 times	0%	0%	0%	1%	2%	0%	1%	1%	0%	0%	1%	0%	1%	1%	0%	1%	1%	1%	1%	1%	0%	1%	1%	0%
3–5 times	0%	0%	0%	0%	0%	0%	0%	0%	0%	0%	0%	0%	0%	0%	0%	0%	0%	0%	0%	0%	0%	0%	0%	0%
6 or more times	0%	0%	0%	0%	0%	0%	0%	0%	0%	0%	0%	0%	0%	0%	0%	0%	1%	0%	1%	1%	0%	0%	1%	0%
Percent who answered question	99%	99%	99%	95%	94%	97%	100%	100%	100%	98%	98%	98%	94%	94%	95%	96%	96%	97%	96%	96%	97%	95%	95%	96%
Percent who reported one or more times	0%	0%	0%	1%	2%	0%	1%	1%	0%	0%	1%	0%	1%	1%	1%	1%	2%	1%	1%	2%	1%	1%	2%	1%

An asterisk ( \* ) will be present in cells where 10 or fewer students answered a question, or if 10% or fewer students did not respond in the least sensitive manner for select questions.



Iowa Youth Survey • 2018 Henry County Results													Iowa Youth Survey • 2018 State of Iowa Results											
In the past 12 months, how often have you: Verbally threatened to physically harm someone?																								
IYS Question E10	6th Grade			8th Grade			11th Grade			All Grades			6th Grade			8th Grade			11th Grade			All Grades		
	TOTAL	M	F	TOTAL	M	F	TOTAL	M	F	TOTAL	M	F	TOTAL	M	F	TOTAL	M	F	TOTAL	M	F	TOTAL	M	F
	None	95%	96%	95%	87%	88%	86%	82%	80%	83%	88%	88%	88%	93%	91%	95%	87%	86%	88%	86%	82%	90%	89%	86%
1 or 2 times	3%	4%	2%	10%	8%	11%	14%	17%	11%	9%	9%	8%	5%	7%	4%	9%	10%	8%	9%	11%	7%	8%	9%	6%
3-5 times	0%	0%	0%	2%	2%	2%	1%	0%	2%	1%	1%	1%	1%	1%	0%	2%	2%	2%	2%	3%	2%	2%	2%	1%
6 or more times	1%	0%	3%	2%	3%	1%	3%	4%	3%	2%	2%	2%	1%	1%	1%	2%	3%	2%	3%	4%	1%	2%	2%	1%
Percent who answered question	98%	98%	98%	95%	93%	98%	99%	100%	99%	97%	97%	98%	94%	94%	95%	96%	96%	97%	96%	96%	97%	95%	95%	96%
Percent who reported one or more times	5%	4%	5%	13%	12%	14%	18%	20%	17%	12%	12%	12%	7%	9%	5%	13%	14%	12%	14%	18%	10%	11%	14%	9%

Iowa Youth Survey • 2018 Henry County Results													Iowa Youth Survey • 2018 State of Iowa Results											
In the past 12 months, how often have you: Stolen something?																								
IYS Question E11	6th Grade			8th Grade			11th Grade			All Grades			6th Grade			8th Grade			11th Grade			All Grades		
	TOTAL	M	F	TOTAL	M	F	TOTAL	M	F	TOTAL	M	F	TOTAL	M	F	TOTAL	M	F	TOTAL	M	F	TOTAL	M	F
	None	93%	96%	90%	87%	82%	91%	94%	93%	95%	91%	90%	92%	90%	89%	91%	89%	88%	90%	92%	91%	94%	90%	89%
1 or 2 times	5%	2%	9%	11%	15%	7%	5%	6%	5%	7%	8%	7%	8%	9%	7%	8%	9%	8%	5%	6%	5%	7%	8%	6%
3-5 times	1%	1%	1%	0%	1%	0%	0%	0%	0%	0%	1%	0%	1%	1%	1%	1%	2%	1%	1%	1%	1%	1%	1%	1%
6 or more times	0%	1%	0%	2%	3%	2%	1%	1%	0%	1%	2%	1%	1%	1%	1%	2%	2%	1%	1%	2%	1%	1%	2%	1%
Percent who answered question	98%	97%	99%	96%	94%	98%	99%	100%	99%	97%	97%	98%	94%	94%	95%	96%	96%	97%	96%	96%	97%	95%	95%	96%
Percent who reported one or more times	7%	4%	10%	13%	18%	9%	6%	7%	5%	9%	10%	8%	10%	11%	9%	11%	12%	10%	8%	9%	6%	10%	11%	9%

An asterisk ( \* ) will be present in cells where 10 or fewer students answered a question, or if 10% or fewer students did not respond in the least sensitive manner for select questions.

Iowa Youth Survey • 2018 Henry County Results													Iowa Youth Survey • 2018 State of Iowa Results											
In the <u>last 30 days</u> , how many times have you been bullied <u>at school</u> in the ways listed below: I was called names, was made fun of, or teased in a hurtful way?																								
																								6th Grade
IYS Question E12	TOTAL	M	F	TOTAL	M	F	TOTAL	M	F	TOTAL	M	F	TOTAL	M	F	TOTAL	M	F	TOTAL	M	F	TOTAL	M	F
	0 times	50%	55%	45%	53%	57%	49%	69%	71%	66%	57%	60%	53%	57%	58%	56%	58%	62%	54%	68%	72%	65%	61%	64%
1 time	18%	21%	14%	14%	9%	19%	9%	6%	13%	14%	12%	16%	17%	17%	17%	15%	14%	16%	11%	9%	13%	15%	13%	16%
2 times	12%	6%	20%	13%	13%	12%	6%	5%	8%	11%	8%	13%	9%	8%	9%	9%	7%	10%	7%	6%	9%	8%	7%	10%
3–5 times	11%	9%	12%	10%	11%	10%	9%	10%	8%	10%	10%	10%	8%	7%	8%	8%	6%	10%	6%	5%	7%	7%	6%	9%
6–10 times	3%	2%	5%	4%	3%	4%	2%	1%	3%	3%	2%	4%	3%	3%	3%	3%	3%	3%	2%	2%	2%	3%	2%	3%
11+ times	6%	8%	5%	7%	8%	5%	5%	7%	2%	6%	8%	4%	7%	8%	6%	7%	8%	7%	5%	6%	4%	7%	7%	6%
Percent who answered question	91%	90%	91%	94%	93%	95%	99%	99%	100%	95%	94%	95%	94%	93%	95%	96%	96%	97%	96%	96%	96%	95%	95%	96%
Percent who reported one or more times	50%	45%	55%	47%	43%	51%	31%	29%	34%	43%	40%	47%	43%	42%	44%	42%	38%	46%	32%	28%	35%	39%	36%	42%

An asterisk ( \* ) will be present in cells where 10 or fewer students answered a question, or if 10% or fewer students did not respond in the *least* sensitive manner for select questions.

Iowa Youth Survey • 2018 Henry County Results													Iowa Youth Survey • 2018 State of Iowa Results											
In the <u>last 30 days</u> , how many times have you been bullied at school in the ways listed below: Other students left me out of things on purpose, excluded me from their group of friends, or completely ignored me?																								
IYS Question E13	TOTAL	M	F	TOTAL	M	F	TOTAL	M	F	TOTAL	M	F	TOTAL	M	F	TOTAL	M	F	TOTAL	M	F	TOTAL	M	F
	0 times	58%	68%	46%	56%	64%	48%	73%	79%	66%	62%	69%	53%	62%	68%	56%	64%	73%	55%	71%	79%	62%	65%	73%
1 time	19%	14%	26%	19%	15%	22%	8%	6%	10%	16%	12%	20%	16%	13%	18%	14%	11%	17%	11%	8%	14%	14%	11%	17%
2 times	8%	5%	10%	11%	11%	11%	6%	6%	6%	8%	7%	9%	8%	7%	10%	8%	6%	10%	7%	4%	10%	8%	6%	10%
3–5 times	8%	6%	10%	7%	5%	9%	7%	6%	8%	7%	6%	9%	7%	5%	8%	7%	5%	9%	6%	4%	8%	6%	5%	8%
6–10 times	2%	2%	2%	1%	0%	3%	3%	1%	5%	2%	1%	3%	3%	2%	3%	3%	2%	3%	2%	2%	3%	3%	2%	3%
11+ times	5%	6%	5%	7%	5%	8%	4%	2%	6%	5%	5%	6%	5%	4%	5%	4%	4%	5%	4%	3%	4%	4%	4%	5%
Percent who answered question	92%	91%	93%	94%	93%	94%	100%	100%	100%	95%	94%	95%	93%	93%	94%	96%	96%	96%	96%	95%	96%	95%	94%	95%
Percent who reported one or more times	42%	32%	54%	44%	36%	52%	27%	21%	34%	38%	31%	47%	38%	32%	44%	36%	27%	45%	29%	21%	38%	35%	27%	42%

An asterisk ( \* ) will be present in cells where 10 or fewer students answered a question, or if 10% or fewer students did not respond in the *least* sensitive manner for select questions.

Iowa Youth Survey • 2018 Henry County Results													Iowa Youth Survey • 2018 State of Iowa Results											
In the <u>last 30 days</u> , how many times have you been bullied <u>at school</u> in the ways listed below: I was hit, kicked, pushed, shoved around, or locked indoors?																								
																								6th Grade
IYS Question E14	TOTAL	M	F	TOTAL	M	F	TOTAL	M	F	TOTAL	M	F	TOTAL	M	F	TOTAL	M	F	TOTAL	M	F	TOTAL	M	F
	0 times	77%	84%	69%	80%	76%	84%	90%	83%	95%	82%	81%	83%	77%	74%	81%	81%	79%	83%	91%	90%	93%	83%	80%
1 time	13%	8%	19%	7%	5%	8%	4%	6%	2%	8%	6%	9%	10%	12%	9%	8%	9%	7%	4%	4%	3%	8%	8%	7%
2 times	4%	2%	6%	6%	8%	4%	2%	2%	1%	4%	4%	4%	5%	5%	4%	4%	5%	4%	2%	2%	2%	4%	4%	3%
3–5 times	3%	3%	2%	3%	5%	0%	3%	5%	1%	3%	4%	1%	4%	4%	3%	3%	3%	3%	1%	2%	1%	3%	3%	2%
6–10 times	1%	0%	1%	1%	1%	1%	0%	0%	0%	1%	0%	1%	1%	1%	1%	1%	1%	1%	0%	1%	0%	1%	1%	1%
11+ times	3%	4%	2%	4%	5%	3%	2%	4%	0%	3%	4%	2%	3%	4%	2%	3%	3%	2%	1%	2%	1%	2%	3%	2%
Percent who answered question	91%	90%	90%	95%	94%	95%	100%	100%	100%	95%	94%	95%	93%	93%	94%	96%	95%	96%	96%	95%	96%	95%	94%	95%
Percent who reported one or more times	23%	16%	31%	20%	24%	16%	10%	17%	5%	18%	19%	17%	23%	26%	19%	19%	21%	17%	9%	10%	7%	17%	20%	15%

An asterisk ( \* ) will be present in cells where 10 or fewer students answered a question, or if 10% or fewer students did not respond in the *least* sensitive manner for select questions.

Iowa Youth Survey • 2018 Henry County Results													Iowa Youth Survey • 2018 State of Iowa Results																																			
In the <u>last 30 days</u> , how many times have you been bullied <u>at school</u> in the ways listed below: Other students told lies, spread false rumors about me, and tried to make others dislike me?																																																
																									6th Grade			8th Grade			11th Grade			All Grades			6th Grade			8th Grade			11th Grade			All Grades		
																									TOTAL	M	F	TOTAL	M	F	TOTAL	M	F	TOTAL	M	F	TOTAL	M	F	TOTAL	M	F	TOTAL	M	F	TOTAL	M	F
0 times	62%	67%	57%	57%	66%	49%	68%	76%	59%	62%	69%	55%	65%	67%	62%	64%	71%	57%	70%	77%	62%	66%	72%	60%																								
1 time	19%	15%	23%	14%	12%	16%	9%	6%	13%	14%	12%	17%	15%	14%	16%	14%	12%	17%	12%	9%	14%	14%	12%	16%																								
2 times	7%	7%	5%	11%	9%	12%	8%	5%	11%	9%	7%	10%	7%	7%	8%	8%	6%	9%	7%	5%	9%	7%	6%	9%																								
3–5 times	7%	6%	8%	8%	5%	11%	7%	8%	7%	7%	6%	9%	6%	5%	6%	6%	5%	8%	6%	4%	7%	6%	5%	7%																								
6–10 times	1%	0%	2%	4%	4%	5%	3%	1%	5%	3%	2%	4%	2%	2%	3%	2%	2%	3%	2%	1%	3%	2%	2%	3%																								
11+ times	5%	5%	5%	6%	4%	7%	5%	4%	6%	5%	4%	6%	5%	5%	5%	5%	4%	6%	4%	3%	5%	5%	4%	5%																								
Percent who answered question	92%	90%	93%	94%	93%	95%	100%	100%	100%	95%	94%	96%	93%	93%	94%	96%	95%	96%	96%	95%	96%	95%	94%	95%																								
Percent who reported one or more times	38%	33%	43%	43%	34%	51%	32%	24%	41%	38%	31%	45%	35%	33%	38%	36%	29%	43%	30%	23%	38%	34%	28%	40%																								

An asterisk ( \* ) will be present in cells where 10 or fewer students answered a question, or if 10% or fewer students did not respond in the *least* sensitive manner for select questions.

Iowa Youth Survey • 2018 Henry County Results													Iowa Youth Survey • 2018 State of Iowa Results											
In the <u>last 30 days</u> , how many times have you been bullied <u>at school</u> in the ways listed below: I was made fun of because of my race or color?																								
																								6th Grade
IYS Question E16	TOTAL	M	F	TOTAL	M	F	TOTAL	M	F	TOTAL	M	F	TOTAL	M	F	TOTAL	M	F	TOTAL	M	F	TOTAL	M	F
	0 times	91%	95%	87%	88%	91%	85%	93%	92%	93%	90%	93%	88%	92%	92%	93%	91%	91%	90%	93%	92%	93%	92%	92%
1 time	3%	3%	3%	6%	7%	4%	4%	4%	5%	4%	5%	4%	4%	4%	3%	4%	4%	4%	3%	2%	3%	4%	3%	4%
2 times	3%	2%	5%	1%	1%	2%	1%	2%	0%	2%	2%	2%	1%	1%	1%	2%	2%	2%	1%	1%	2%	1%	1%	2%
3–5 times	2%	0%	3%	4%	1%	6%	2%	1%	2%	3%	1%	4%	1%	1%	1%	1%	1%	1%	1%	1%	1%	1%	1%	1%
6–10 times	0%	0%	0%	0%	0%	0%	0%	0%	0%	0%	0%	0%	1%	1%	1%	0%	1%	0%	0%	1%	0%	1%	1%	0%
11+ times	1%	0%	1%	1%	0%	3%	1%	1%	0%	1%	0%	1%	1%	1%	1%	2%	2%	1%	2%	2%	1%	2%	2%	1%
Percent who answered question	92%	91%	91%	93%	93%	94%	100%	100%	100%	95%	94%	95%	93%	93%	94%	96%	96%	96%	96%	95%	96%	95%	94%	95%
Percent who reported one or more times	9%	5%	13%	12%	9%	15%	7%	8%	7%	10%	7%	12%	8%	8%	7%	9%	9%	10%	7%	8%	7%	8%	8%	8%

An asterisk ( \* ) will be present in cells where 10 or fewer students answered a question, or if 10% or fewer students did not respond in the *least* sensitive manner for select questions.

Iowa Youth Survey • 2018 Henry County Results													Iowa Youth Survey • 2018 State of Iowa Results											
In the <u>last 30 days</u> , how many times have you been bullied <u>at school</u> in the ways listed below: I was made fun of because of my religion?																								
																								6th Grade
IYS Question E17	TOTAL	M	F	TOTAL	M	F	TOTAL	M	F	TOTAL	M	F	TOTAL	M	F	TOTAL	M	F	TOTAL	M	F	TOTAL	M	F
	0 times	92%	92%	92%	90%	92%	89%	94%	90%	98%	92%	92%	92%	95%	95%	94%	94%	94%	93%	94%	94%	93%	94%	94%
1 time	2%	2%	2%	6%	4%	8%	2%	4%	0%	4%	3%	4%	3%	2%	3%	3%	2%	4%	3%	3%	3%	3%	2%	3%
2 times	4%	3%	5%	2%	3%	2%	2%	2%	1%	3%	3%	2%	1%	1%	1%	1%	1%	1%	1%	1%	2%	1%	1%	1%
3–5 times	0%	0%	0%	0%	0%	1%	1%	0%	1%	0%	0%	1%	1%	1%	1%	1%	1%	1%	1%	1%	1%	1%	1%	1%
6–10 times	1%	1%	0%	0%	0%	0%	0%	0%	0%	0%	0%	0%	0%	0%	0%	0%	0%	0%	0%	0%	0%	0%	0%	0%
11+ times	2%	2%	1%	1%	1%	1%	2%	4%	0%	1%	2%	1%	1%	1%	1%	1%	1%	1%	1%	1%	1%	1%	1%	1%
Percent who answered question	91%	90%	90%	95%	94%	95%	99%	100%	99%	95%	94%	95%	93%	92%	94%	96%	95%	96%	96%	95%	96%	95%	94%	95%
Percent who reported one or more times	8%	8%	8%	10%	8%	11%	6%	10%	2%	8%	8%	8%	5%	5%	6%	6%	6%	7%	6%	6%	7%	6%	6%	6%

An asterisk ( \* ) will be present in cells where 10 or fewer students answered a question, or if 10% or fewer students did not respond in the *least* sensitive manner for select questions.

Iowa Youth Survey • 2018 Henry County Results													Iowa Youth Survey • 2018 State of Iowa Results											
In the <u>last 30 days</u> , how many times have you been bullied at school in the ways listed below: I was made fun of because of my sexual orientation or gender identity?																								
																								6th Grade
IYS Question E18	TOTAL	M	F	TOTAL	M	F	TOTAL	M	F	TOTAL	M	F	TOTAL	M	F	TOTAL	M	F	TOTAL	M	F	TOTAL	M	F
	0 times	94%	95%	92%	92%	93%	91%	95%	95%	95%	94%	94%	93%	95%	96%	94%	94%	95%	92%	95%	95%	94%	94%	96%
1 time	3%	2%	4%	2%	2%	3%	1%	0%	1%	2%	1%	2%	2%	2%	3%	2%	1%	3%	2%	1%	2%	2%	1%	3%
2 times	2%	2%	2%	2%	2%	3%	2%	1%	2%	2%	2%	2%	1%	1%	1%	1%	1%	2%	1%	1%	2%	1%	1%	1%
3–5 times	0%	0%	0%	1%	1%	2%	1%	0%	1%	1%	0%	1%	1%	0%	1%	1%	1%	1%	1%	1%	1%	1%	1%	1%
6–10 times	1%	0%	2%	0%	1%	0%	0%	0%	0%	1%	0%	1%	0%	0%	0%	1%	0%	1%	0%	0%	0%	0%	0%	0%
11+ times	1%	1%	0%	2%	2%	2%	2%	4%	0%	1%	2%	1%	1%	1%	1%	2%	2%	1%	1%	2%	1%	1%	1%	1%
Percent who answered question	91%	90%	90%	94%	94%	94%	99%	99%	100%	94%	94%	95%	93%	92%	94%	96%	95%	96%	96%	95%	96%	94%	94%	95%
Percent who reported one or more times	6%	5%	8%	8%	7%	9%	5%	5%	5%	6%	6%	7%	5%	4%	6%	6%	5%	8%	5%	5%	6%	6%	4%	7%

An asterisk ( \* ) will be present in cells where 10 or fewer students answered a question, or if 10% or fewer students did not respond in the *least* sensitive manner for select questions.



Iowa Youth Survey • 2018 Henry County Results													Iowa Youth Survey • 2018 State of Iowa Results											
In the <u>last 30 days</u> , how many times have you been bullied at school in the ways listed below: Other students made sexual jokes, comments, or gestures that hurt my feelings?																								
																								6th Grade
IYS Question E19	TOTAL	M	F	TOTAL	M	F	TOTAL	M	F	TOTAL	M	F	TOTAL	M	F	TOTAL	M	F	TOTAL	M	F	TOTAL	M	F
	0 times	85%	88%	82%	79%	83%	74%	90%	92%	88%	84%	87%	80%	86%	86%	85%	83%	87%	79%	86%	91%	81%	85%	88%
1 time	7%	3%	11%	10%	8%	12%	4%	2%	6%	7%	5%	10%	7%	6%	8%	7%	5%	9%	6%	3%	8%	7%	5%	8%
2 times	2%	2%	1%	5%	4%	6%	3%	1%	5%	3%	3%	4%	3%	3%	3%	4%	3%	5%	3%	2%	5%	3%	2%	4%
3–5 times	5%	4%	6%	2%	2%	3%	3%	4%	2%	3%	3%	3%	2%	2%	2%	2%	2%	3%	2%	1%	3%	2%	2%	3%
6–10 times	1%	1%	0%	0%	0%	1%	0%	0%	0%	0%	0%	0%	1%	1%	1%	1%	1%	1%	1%	1%	1%	1%	1%	1%
11+ times	1%	2%	0%	3%	3%	4%	1%	1%	0%	2%	2%	2%	2%	2%	2%	3%	3%	3%	2%	2%	2%	2%	2%	2%
Percent who answered question	91%	89%	93%	95%	94%	95%	100%	100%	100%	95%	94%	96%	93%	93%	94%	96%	96%	97%	96%	95%	96%	95%	94%	95%
Percent who reported one or more times	15%	12%	18%	21%	17%	26%	10%	8%	13%	16%	13%	20%	14%	14%	15%	17%	13%	21%	14%	9%	19%	15%	12%	18%

An asterisk ( \* ) will be present in cells where 10 or fewer students answered a question, or if 10% or fewer students did not respond in the *least* sensitive manner for select questions.

Iowa Youth Survey • 2018 Henry County Results													Iowa Youth Survey • 2018 State of Iowa Results																																			
In the <u>last 30 days</u> , how many times have you been bullied <u>at school</u> in the ways listed below: I have received a threatening or hurtful message from another student in an email, on a website, on a cell phone, from text messaging, in an internet chat room, or in instant messaging?																																																
																									6th Grade			8th Grade			11th Grade			All Grades			6th Grade			8th Grade			11th Grade			All Grades		
																									TOTAL	M	F	TOTAL	M	F	TOTAL	M	F	TOTAL	M	F	TOTAL	M	F	TOTAL	M	F	TOTAL	M	F	TOTAL	M	F
<b>0 times</b>	93%	94%	92%	88%	90%	87%	94%	96%	92%	92%	93%	90%	91%	93%	89%	90%	93%	88%	92%	94%	90%	91%	94%	89%																								
<b>1 time</b>	3%	2%	3%	4%	3%	5%	2%	1%	3%	3%	2%	4%	4%	4%	5%	4%	3%	6%	3%	2%	4%	4%	3%	5%																								
<b>2 times</b>	1%	1%	0%	3%	3%	3%	1%	1%	1%	2%	2%	1%	2%	1%	2%	2%	2%	3%	2%	1%	2%	2%	1%	2%																								
<b>3–5 times</b>	1%	0%	2%	2%	2%	2%	1%	1%	1%	1%	1%	2%	1%	1%	1%	1%	1%	2%	1%	1%	1%	1%	1%	1%																								
<b>6–10 times</b>	0%	0%	0%	0%	0%	1%	0%	0%	0%	0%	0%	0%	0%	0%	1%	0%	0%	1%	0%	0%	1%	0%	0%	1%																								
<b>11+ times</b>	3%	3%	2%	3%	3%	3%	1%	0%	2%	2%	2%	2%	1%	1%	1%	2%	1%	2%	1%	1%	1%	1%	1%	1%																								
<b>Percent who answered question</b>	91%	90%	93%	95%	94%	95%	100%	100%	100%	95%	94%	96%	93%	93%	94%	96%	96%	97%	96%	95%	96%	95%	95%	96%																								
<b>Percent who reported one or more times</b>	7%	6%	8%	12%	10%	13%	6%	4%	8%	8%	7%	10%	9%	7%	11%	10%	7%	12%	8%	6%	10%	9%	6%	11%																								

An asterisk ( \* ) will be present in cells where 10 or fewer students answered a question, or if 10% or fewer students did not respond in the *least* sensitive manner for select questions.

Iowa Youth Survey • 2018 Henry County Results													Iowa Youth Survey • 2018 State of Iowa Results																							
In the last 30 days, how many times have you been bullied at school in the ways listed below: Something hurtful has been shared about me on social media (Facebook, Twitter, Snapchat, etc.)?  IYS Question E21																																				
																								6th Grade			8th Grade			11th Grade			All Grades			6th Grade
													TOTAL	M	F	TOTAL	M	F	TOTAL	M	F	TOTAL	M	F	TOTAL	M	F	TOTAL	M	F	TOTAL	M	F	TOTAL	M	F
0 times	92%	94%	90%	89%	90%	87%	91%	94%	88%	90%	93%	88%	93%	95%	91%	91%	94%	88%	92%	94%	89%	92%	94%	90%												
1 time	4%	2%	6%	7%	9%	6%	5%	2%	7%	5%	5%	6%	4%	3%	5%	4%	3%	6%	4%	2%	5%	4%	3%	5%												
2 times	2%	2%	1%	1%	0%	3%	3%	2%	3%	2%	1%	2%	1%	1%	2%	2%	1%	2%	2%	1%	3%	2%	1%	2%												
3–5 times	1%	1%	1%	0%	0%	0%	1%	1%	1%	1%	1%	1%	1%	0%	1%	1%	1%	1%	1%	1%	1%	1%	1%	1%												
6–10 times	1%	0%	2%	1%	0%	2%	1%	0%	1%	1%	0%	2%	0%	0%	0%	0%	0%	1%	0%	0%	1%	0%	0%	0%												
11+ times	1%	1%	0%	2%	1%	3%	0%	0%	0%	1%	1%	1%	1%	1%	1%	1%	1%	1%	1%	1%	1%	1%	1%	1%												
Percent who answered question	91%	90%	91%	94%	93%	95%	100%	100%	100%	94%	93%	95%	93%	92%	94%	96%	95%	97%	96%	95%	96%	95%	94%	95%												
Percent who reported one or more times	8%	6%	10%	11%	10%	13%	9%	6%	13%	10%	7%	12%	7%	5%	9%	9%	6%	12%	8%	6%	11%	8%	6%	10%												

An asterisk ( \* ) will be present in cells where 10 or fewer students answered a question, or if 10% or fewer students did not respond in the least sensitive manner for select questions.

Iowa Youth Survey • 2018 Henry County Results													Iowa Youth Survey • 2018 State of Iowa Results											
In the last 30 days, how many times have you bullied someone else at school?																								
IYS Question E22	6th Grade			8th Grade			11th Grade			All Grades			6th Grade			8th Grade			11th Grade			All Grades		
	TOTAL	M	F	TOTAL	M	F	TOTAL	M	F	TOTAL	M	F	TOTAL	M	F	TOTAL	M	F	TOTAL	M	F	TOTAL	M	F
	0 times	92%	93%	90%	86%	83%	90%	86%	83%	88%	88%	86%	90%	89%	89%	90%	87%	87%	87%	89%	87%	91%	88%	88%
1 time	6%	3%	10%	7%	9%	6%	7%	8%	7%	7%	7%	7%	6%	7%	6%	7%	7%	7%	5%	5%	5%	6%	7%	6%
2 times	1%	1%	0%	3%	5%	2%	2%	1%	2%	2%	3%	1%	2%	2%	2%	3%	3%	3%	3%	3%	2%	3%	3%	3%
3–5 times	1%	1%	0%	0%	1%	0%	2%	2%	1%	1%	1%	0%	1%	1%	1%	2%	2%	2%	2%	2%	1%	1%	2%	1%
6–10 times	1%	2%	0%	0%	0%	1%	0%	0%	0%	1%	1%	0%	0%	0%	0%	0%	0%	0%	0%	1%	0%	0%	0%	0%
11+ times	0%	0%	0%	2%	3%	1%	3%	5%	2%	2%	2%	1%	1%	1%	1%	1%	1%	1%	1%	2%	1%	1%	1%	1%
Percent who answered question	90%	90%	89%	95%	94%	95%	100%	100%	100%	94%	94%	95%	93%	93%	94%	96%	95%	96%	96%	95%	96%	95%	94%	95%
Percent who reported one or more times	8%	7%	10%	14%	17%	10%	14%	17%	13%	12%	14%	10%	11%	11%	10%	13%	13%	13%	11%	13%	9%	12%	12%	11%

An asterisk ( \* ) will be present in cells where 10 or fewer students answered a question, or if 10% or fewer students did not respond in the least sensitive manner for select questions.

Iowa Youth Survey • 2018 Henry County Results													Iowa Youth Survey • 2018 State of Iowa Results																							
In the last 30 days, how many times did you <b>NOT</b> go to school because you felt unsafe at school or on your way to and from school as a result of bullying?																																				
													6th Grade			8th Grade			11th Grade			All Grades			6th Grade			8th Grade			11th Grade			All Grades		
													TOTAL	M	F	TOTAL	M	F	TOTAL	M	F	TOTAL	M	F	TOTAL	M	F	TOTAL	M	F	TOTAL	M	F	TOTAL	M	F
0 times	93%	94%	92%	90%	95%	86%	93%	95%	91%	92%	95%	89%	94%	95%	93%	93%	95%	90%	94%	96%	93%	94%	95%	92%												
1 time	3%	4%	2%	5%	4%	7%	1%	1%	1%	3%	3%	4%	4%	3%	4%	4%	2%	6%	3%	2%	4%	4%	3%	5%												
2 times	2%	1%	4%	2%	0%	3%	2%	2%	2%	2%	1%	3%	1%	1%	1%	1%	1%	2%	1%	1%	2%	1%	1%	2%												
3 or more times	2%	1%	2%	3%	2%	3%	3%	1%	6%	3%	1%	4%	1%	1%	1%	2%	1%	2%	2%	1%	2%	1%	1%	2%												
Percent who answered question	90%	90%	89%	95%	93%	96%	100%	100%	100%	95%	94%	95%	93%	93%	94%	96%	95%	97%	96%	95%	96%	95%	94%	95%												
Percent who reported one or more times	7%	6%	8%	10%	5%	14%	7%	5%	9%	8%	5%	11%	6%	5%	7%	7%	5%	10%	6%	4%	7%	6%	5%	8%												

Iowa Youth Survey • 2018 Henry County Results													Iowa Youth Survey • 2018 State of Iowa Results																							
How much do you agree or disagree that each of the following statements is true: It is against my values to have sex as a teenager.																																				
													6th Grade			8th Grade			11th Grade			All Grades			6th Grade			8th Grade			11th Grade			All Grades		
													TOTAL	M	F	TOTAL	M	F	TOTAL	M	F	TOTAL	M	F	TOTAL	M	F	TOTAL	M	F	TOTAL	M	F	TOTAL	M	F
Strongly Agree	69%	69%	68%	42%	40%	45%	13%	13%	13%	42%	42%	41%	64%	59%	69%	47%	41%	53%	17%	15%	19%	43%	39%	48%												
Agree	21%	20%	23%	32%	32%	32%	16%	18%	15%	24%	24%	24%	18%	21%	16%	28%	30%	27%	22%	22%	23%	23%	24%	22%												
Disagree	7%	7%	6%	17%	17%	17%	43%	43%	43%	21%	21%	22%	9%	11%	8%	17%	19%	16%	38%	37%	39%	21%	22%	20%												
Strongly Disagree	3%	4%	3%	8%	11%	6%	28%	26%	30%	13%	13%	13%	8%	9%	7%	7%	10%	5%	22%	26%	18%	12%	15%	10%												
Percent who answered question	85%	86%	84%	93%	92%	93%	100%	100%	100%	92%	92%	92%	85%	85%	85%	93%	93%	94%	95%	94%	95%	90%	90%	91%												

An asterisk ( \* ) will be present in cells where 10 or fewer students answered a question, or if 10% or fewer students did not respond in the *least* sensitive manner for select questions.

Iowa Youth Survey • 2018 Henry County Results													Iowa Youth Survey • 2018 State of Iowa Results											
How much do you agree or disagree that each of the following statements is true: It is important to tell the truth.																								
IYS Question E25	6th Grade			8th Grade			11th Grade			All Grades			6th Grade			8th Grade			11th Grade			All Grades		
	TOTAL	M	F	TOTAL	M	F	TOTAL	M	F	TOTAL	M	F	TOTAL	M	F	TOTAL	M	F	TOTAL	M	F	TOTAL	M	F
	Strongly Agree	73%	76%	69%	58%	60%	56%	46%	38%	53%	59%	59%	59%	70%	67%	73%	52%	50%	54%	45%	40%	50%	56%	53%
Agree	24%	22%	25%	37%	36%	39%	49%	56%	43%	36%	37%	36%	27%	28%	25%	42%	42%	41%	50%	52%	47%	39%	40%	37%
Disagree	2%	2%	2%	4%	4%	4%	2%	2%	2%	3%	3%	3%	2%	3%	2%	5%	6%	4%	4%	5%	3%	4%	4%	3%
Strongly Disagree	2%	0%	4%	0%	0%	1%	3%	4%	1%	2%	1%	2%	1%	2%	1%	1%	2%	1%	1%	2%	1%	1%	2%	1%
Percent who answered question	88%	87%	89%	95%	94%	96%	100%	100%	100%	94%	93%	95%	91%	91%	92%	95%	95%	96%	95%	95%	96%	94%	93%	94%

Iowa Youth Survey • 2018 Henry County Results													Iowa Youth Survey • 2018 State of Iowa Results											
How much do you agree or disagree that each of the following statements is true: It is against my values to use alcohol and drugs as a teenager.																								
IYS Question E26	6th Grade			8th Grade			11th Grade			All Grades			6th Grade			8th Grade			11th Grade			All Grades		
	TOTAL	M	F	TOTAL	M	F	TOTAL	M	F	TOTAL	M	F	TOTAL	M	F	TOTAL	M	F	TOTAL	M	F	TOTAL	M	F
	Strongly Agree	83%	82%	84%	65%	68%	61%	30%	35%	24%	60%	64%	56%	79%	78%	81%	65%	65%	65%	36%	37%	34%	61%	61%
Agree	11%	12%	10%	21%	21%	21%	31%	33%	30%	21%	21%	21%	10%	11%	10%	23%	23%	23%	31%	31%	31%	21%	21%	21%
Disagree	2%	2%	1%	9%	7%	12%	30%	25%	36%	13%	10%	16%	4%	4%	3%	8%	7%	9%	25%	23%	28%	12%	11%	13%
Strongly Disagree	4%	4%	5%	5%	4%	6%	9%	8%	9%	6%	5%	7%	7%	7%	6%	4%	5%	3%	8%	8%	7%	6%	7%	5%
Percent who answered question	86%	86%	86%	92%	91%	93%	97%	95%	98%	91%	90%	92%	87%	87%	87%	94%	93%	95%	94%	94%	95%	91%	91%	92%

An asterisk ( \* ) will be present in cells where 10 or fewer students answered a question, or if 10% or fewer students did not respond in the *least* sensitive manner for select questions.

Iowa Youth Survey • 2018 Henry County Results													Iowa Youth Survey • 2018 State of Iowa Results											
How much do you agree or disagree that each of the following statements is true: I accept responsibility for my actions when I make a mistake or get into trouble.																								
IYS Question E27	6th Grade			8th Grade			11th Grade			All Grades			6th Grade			8th Grade			11th Grade			All Grades		
	TOTAL	M	F	TOTAL	M	F	TOTAL	M	F	TOTAL	M	F	TOTAL	M	F	TOTAL	M	F	TOTAL	M	F	TOTAL	M	F
Strongly Agree	70%	71%	68%	56%	56%	57%	49%	48%	50%	59%	59%	58%	62%	59%	65%	51%	50%	52%	48%	47%	48%	54%	52%	55%
Agree	22%	24%	21%	39%	39%	39%	43%	40%	47%	35%	34%	36%	33%	35%	31%	43%	43%	43%	48%	47%	48%	41%	42%	40%
Disagree	4%	3%	5%	4%	4%	4%	5%	8%	2%	4%	5%	4%	3%	4%	3%	4%	5%	4%	3%	4%	3%	4%	4%	3%
Strongly Disagree	4%	2%	6%	0%	1%	0%	3%	4%	1%	2%	2%	2%	2%	2%	1%	1%	2%	1%	1%	2%	1%	2%	2%	1%
Percent who answered question	89%	88%	90%	95%	94%	96%	100%	100%	100%	94%	93%	95%	90%	90%	91%	95%	95%	96%	95%	95%	96%	93%	93%	94%

Iowa Youth Survey • 2018 Henry County Results													Iowa Youth Survey • 2018 State of Iowa Results											
How much do you agree or disagree that each of the following statements is true: When I have problems, I am good at finding a way to fix them.																								
IYS Question E28	6th Grade			8th Grade			11th Grade			All Grades			6th Grade			8th Grade			11th Grade			All Grades		
	TOTAL	M	F	TOTAL	M	F	TOTAL	M	F	TOTAL	M	F	TOTAL	M	F	TOTAL	M	F	TOTAL	M	F	TOTAL	M	F
Strongly Agree	48%	49%	46%	44%	47%	41%	30%	35%	26%	41%	44%	38%	47%	46%	48%	39%	42%	36%	35%	38%	32%	41%	42%	39%
Agree	43%	43%	44%	44%	43%	45%	58%	60%	58%	48%	48%	49%	42%	43%	41%	47%	46%	48%	52%	51%	53%	47%	46%	47%
Disagree	7%	7%	7%	10%	8%	11%	9%	4%	15%	9%	6%	11%	8%	8%	8%	11%	9%	12%	10%	8%	12%	10%	9%	11%
Strongly Disagree	2%	2%	2%	2%	2%	3%	2%	2%	1%	2%	2%	2%	3%	3%	2%	3%	3%	3%	2%	2%	2%	3%	3%	3%
Percent who answered question	89%	88%	89%	95%	94%	96%	99%	100%	98%	94%	93%	94%	90%	90%	91%	95%	95%	96%	95%	95%	96%	93%	93%	94%

An asterisk ( \* ) will be present in cells where 10 or fewer students answered a question, or if 10% or fewer students did not respond in the *least* sensitive manner for select questions.

Iowa Youth Survey • 2018 Henry County Results													Iowa Youth Survey • 2018 State of Iowa Results											
How much do you agree or disagree that each of the following statements is true: I think things through carefully before I make a decision.																								
IYS Question E29	6th Grade			8th Grade			11th Grade			All Grades			6th Grade			8th Grade			11th Grade			All Grades		
	TOTAL	M	F	TOTAL	M	F	TOTAL	M	F	TOTAL	M	F	TOTAL	M	F	TOTAL	M	F	TOTAL	M	F	TOTAL	M	F
Strongly Agree	48%	49%	48%	40%	43%	37%	26%	27%	24%	39%	40%	37%	45%	42%	49%	34%	34%	35%	30%	30%	30%	37%	35%	38%
Agree	40%	38%	41%	41%	41%	40%	47%	44%	52%	42%	41%	44%	41%	43%	40%	46%	46%	46%	50%	50%	50%	46%	46%	45%
Disagree	9%	13%	4%	14%	10%	19%	23%	23%	23%	15%	14%	16%	10%	11%	9%	16%	16%	15%	17%	16%	17%	14%	14%	13%
Strongly Disagree	3%	0%	7%	5%	6%	3%	4%	6%	1%	4%	4%	4%	3%	4%	3%	4%	5%	4%	3%	4%	3%	4%	4%	3%
Percent who answered question	89%	87%	90%	95%	93%	96%	98%	98%	99%	94%	92%	95%	90%	90%	91%	95%	94%	96%	95%	95%	96%	93%	93%	94%

Iowa Youth Survey • 2018 Henry County Results													Iowa Youth Survey • 2018 State of Iowa Results											
How much do you agree or disagree that each of the following statements is true: Even if it is dangerous, I like to do exciting things.																								
IYS Question E30	6th Grade			8th Grade			11th Grade			All Grades			6th Grade			8th Grade			11th Grade			All Grades		
	TOTAL	M	F	TOTAL	M	F	TOTAL	M	F	TOTAL	M	F	TOTAL	M	F	TOTAL	M	F	TOTAL	M	F	TOTAL	M	F
Strongly Agree	25%	33%	17%	27%	37%	18%	21%	29%	14%	25%	33%	16%	22%	26%	18%	22%	27%	16%	19%	24%	13%	21%	26%	16%
Agree	26%	28%	23%	31%	32%	31%	40%	36%	46%	32%	31%	33%	25%	29%	21%	34%	37%	31%	40%	44%	37%	33%	36%	29%
Disagree	30%	26%	35%	27%	18%	36%	26%	21%	30%	28%	22%	34%	30%	28%	33%	31%	26%	36%	32%	26%	38%	31%	26%	36%
Strongly Disagree	19%	14%	25%	14%	13%	15%	13%	14%	10%	16%	14%	17%	23%	18%	28%	14%	11%	16%	9%	7%	12%	15%	12%	19%
Percent who answered question	88%	88%	88%	94%	93%	94%	99%	100%	99%	94%	93%	94%	89%	89%	89%	94%	94%	95%	95%	95%	96%	92%	92%	93%

An asterisk ( \* ) will be present in cells where 10 or fewer students answered a question, or if 10% or fewer students did not respond in the *least* sensitive manner for select questions.



Iowa Youth Survey • 2018 Henry County Results													Iowa Youth Survey • 2018 State of Iowa Results											
How much do you agree or disagree that each of the following statements is true? In my school: There are clear rules about what students can and cannot do.																								
IYS Question E31	6th Grade			8th Grade			11th Grade			All Grades			6th Grade			8th Grade			11th Grade			All Grades		
	TOTAL	M	F	TOTAL	M	F	TOTAL	M	F	TOTAL	M	F	TOTAL	M	F	TOTAL	M	F	TOTAL	M	F	TOTAL	M	F
	Strongly Agree	70%	74%	64%	47%	55%	39%	29%	39%	20%	49%	57%	40%	62%	64%	60%	44%	48%	39%	33%	38%	29%	47%	50%
Agree	25%	22%	30%	42%	39%	45%	57%	49%	66%	41%	36%	47%	32%	30%	34%	45%	41%	49%	52%	48%	55%	42%	39%	46%
Disagree	3%	3%	4%	10%	5%	14%	9%	8%	9%	7%	5%	10%	4%	4%	4%	9%	8%	10%	12%	11%	14%	8%	7%	9%
Strongly Disagree	2%	1%	2%	1%	1%	2%	5%	4%	6%	2%	2%	3%	2%	2%	1%	2%	3%	2%	3%	3%	2%	2%	3%	2%
Percent who answered question	84%	83%	86%	91%	89%	93%	99%	100%	99%	91%	90%	92%	90%	90%	91%	95%	94%	96%	95%	94%	95%	93%	92%	94%

Iowa Youth Survey • 2018 Henry County Results													Iowa Youth Survey • 2018 State of Iowa Results											
How much do you agree or disagree that each of the following statements is true? In my school: The school principal and teachers consistently enforce school rules.																								
IYS Question E32	6th Grade			8th Grade			11th Grade			All Grades			6th Grade			8th Grade			11th Grade			All Grades		
	TOTAL	M	F	TOTAL	M	F	TOTAL	M	F	TOTAL	M	F	TOTAL	M	F	TOTAL	M	F	TOTAL	M	F	TOTAL	M	F
	Strongly Agree	55%	57%	52%	39%	46%	32%	21%	25%	16%	38%	44%	32%	50%	51%	50%	38%	41%	35%	26%	30%	22%	39%	41%
Agree	30%	32%	29%	45%	42%	48%	51%	46%	56%	42%	40%	45%	37%	36%	38%	43%	41%	46%	46%	46%	46%	42%	41%	43%
Disagree	13%	11%	17%	14%	10%	17%	24%	25%	22%	16%	15%	19%	10%	11%	10%	15%	13%	16%	22%	18%	26%	16%	14%	17%
Strongly Disagree	2%	1%	3%	3%	2%	4%	5%	4%	6%	3%	2%	4%	3%	3%	2%	4%	4%	3%	6%	6%	6%	4%	4%	4%
Percent who answered question	83%	83%	82%	91%	89%	93%	99%	99%	99%	90%	89%	91%	87%	88%	88%	94%	94%	95%	94%	94%	95%	92%	92%	92%

An asterisk ( \* ) will be present in cells where 10 or fewer students answered a question, or if 10% or fewer students did not respond in the least sensitive manner for select questions.

Iowa Youth Survey • 2018 Henry County Results													Iowa Youth Survey • 2018 State of Iowa Results											
How much do you agree or disagree that each of the following statements is true? In my school: If I skipped school at least one of my parents/guardians would be notified.																								
IYS Question E33	6th Grade			8th Grade			11th Grade			All Grades			6th Grade			8th Grade			11th Grade			All Grades		
	TOTAL	M	F	TOTAL	M	F	TOTAL	M	F	TOTAL	M	F	TOTAL	M	F	TOTAL	M	F	TOTAL	M	F	TOTAL	M	F
	Strongly Agree	71%	70%	72%	60%	66%	55%	42%	37%	45%	58%	59%	56%	68%	68%	68%	56%	59%	54%	50%	51%	48%	58%	59%
Agree	25%	27%	23%	32%	28%	37%	53%	52%	54%	36%	34%	39%	25%	24%	25%	35%	33%	37%	41%	40%	42%	33%	32%	35%
Disagree	3%	2%	4%	5%	5%	5%	4%	8%	0%	4%	5%	3%	4%	5%	4%	6%	6%	7%	7%	6%	7%	6%	5%	6%
Strongly Disagree	1%	1%	1%	2%	2%	3%	2%	2%	1%	2%	2%	2%	3%	3%	2%	2%	3%	2%	2%	3%	2%	3%	3%	2%
Percent who answered question	83%	82%	83%	90%	89%	92%	99%	99%	99%	90%	89%	91%	88%	88%	89%	94%	93%	95%	94%	94%	95%	92%	91%	93%

Iowa Youth Survey • 2018 Henry County Results													Iowa Youth Survey • 2018 State of Iowa Results											
How much do you agree or disagree that each of the following statements is true? In my school: Students caught drinking, smoking, or using an illegal drug are not allowed to participate in any extracurricular activity for some time period.																								
IYS Question E34	6th Grade			8th Grade			11th Grade			All Grades			6th Grade			8th Grade			11th Grade			All Grades		
	TOTAL	M	F	TOTAL	M	F	TOTAL	M	F	TOTAL	M	F	TOTAL	M	F	TOTAL	M	F	TOTAL	M	F	TOTAL	M	F
	Strongly Agree	82%	80%	85%	64%	68%	61%	37%	45%	30%	62%	65%	58%	75%	76%	74%	62%	65%	59%	46%	49%	42%	61%	64%
Agree	12%	15%	9%	25%	23%	26%	44%	37%	53%	27%	24%	29%	16%	15%	17%	28%	25%	30%	38%	37%	40%	27%	25%	29%
Disagree	3%	3%	3%	8%	6%	11%	10%	8%	11%	7%	6%	9%	4%	4%	4%	7%	6%	8%	11%	9%	13%	7%	6%	8%
Strongly Disagree	3%	2%	4%	3%	4%	2%	8%	10%	6%	4%	5%	4%	5%	5%	5%	4%	4%	3%	5%	5%	5%	4%	5%	4%
Percent who answered question	83%	82%	85%	90%	89%	93%	99%	100%	99%	91%	89%	92%	87%	87%	87%	94%	93%	94%	94%	94%	95%	91%	91%	92%

An asterisk ( \* ) will be present in cells where 10 or fewer students answered a question, or if 10% or fewer students did not respond in the least sensitive manner for select questions.

Iowa Youth Survey • 2018 Henry County Results													Iowa Youth Survey • 2018 State of Iowa Results											
How much do you agree or disagree that each of the following statements is true? In my school: If I got in trouble at school for breaking a rule, at least one of my parents/guardians would support the school's disciplinary action.																								
IYS Question E35	6th Grade			8th Grade			11th Grade			All Grades			6th Grade			8th Grade			11th Grade			All Grades		
	TOTAL	M	F	TOTAL	M	F	TOTAL	M	F	TOTAL	M	F	TOTAL	M	F	TOTAL	M	F	TOTAL	M	F	TOTAL	M	F
<b>Strongly Agree</b>	66%	66%	64%	50%	54%	46%	35%	36%	35%	51%	53%	47%	57%	55%	60%	50%	50%	50%	42%	43%	42%	50%	49%	51%
<b>Agree</b>	29%	29%	30%	42%	39%	44%	51%	45%	56%	40%	37%	44%	32%	34%	31%	39%	39%	39%	45%	44%	46%	39%	39%	39%
<b>Disagree</b>	3%	2%	5%	5%	5%	6%	10%	14%	6%	6%	7%	6%	7%	8%	6%	8%	8%	8%	9%	9%	9%	8%	8%	8%
<b>Strongly Disagree</b>	2%	2%	1%	3%	3%	4%	4%	5%	3%	3%	3%	3%	3%	4%	3%	3%	3%	2%	3%	3%	2%	3%	3%	3%
<b>Percent who answered question</b>	83%	83%	82%	90%	89%	93%	98%	99%	98%	90%	89%	91%	87%	87%	88%	94%	93%	95%	94%	94%	95%	91%	91%	92%

Iowa Youth Survey • 2018 Henry County Results													Iowa Youth Survey • 2018 State of Iowa Results											
How much do you agree or disagree that each of the following statements is true? In my school: Students in this school respect each other's differences (for example, gender, race, culture, learning differences, sexual orientation, etc.).																								
IYS Question E36	6th Grade			8th Grade			11th Grade			All Grades			6th Grade			8th Grade			11th Grade			All Grades		
	TOTAL	M	F	TOTAL	M	F	TOTAL	M	F	TOTAL	M	F	TOTAL	M	F	TOTAL	M	F	TOTAL	M	F	TOTAL	M	F
<b>Strongly Agree</b>	60%	62%	56%	34%	46%	23%	16%	23%	8%	37%	45%	27%	48%	51%	45%	30%	36%	25%	22%	27%	17%	34%	38%	29%
<b>Agree</b>	29%	27%	31%	38%	39%	38%	42%	44%	40%	36%	36%	37%	33%	32%	34%	36%	37%	35%	41%	44%	39%	37%	37%	36%
<b>Disagree</b>	9%	8%	10%	18%	9%	27%	23%	21%	24%	17%	12%	22%	13%	12%	15%	21%	17%	26%	24%	20%	28%	19%	16%	23%
<b>Strongly Disagree</b>	2%	2%	3%	9%	6%	12%	20%	12%	28%	10%	7%	14%	6%	5%	6%	12%	10%	14%	13%	10%	15%	10%	8%	12%
<b>Percent who answered question</b>	83%	83%	82%	90%	89%	92%	99%	100%	98%	90%	90%	90%	88%	88%	89%	94%	93%	95%	94%	94%	95%	92%	91%	93%

An asterisk ( \* ) will be present in cells where 10 or fewer students answered a question, or if 10% or fewer students did not respond in the least sensitive manner for select questions.

Iowa Youth Survey • 2018 Henry County Results													Iowa Youth Survey • 2018 State of Iowa Results																																		
How much do you agree or disagree that each of the following statements is true? In my school: Students in this school respect differences in adults (for example, gender, race, culture, learning differences, sexual orientation, etc.).																																															
																								6th Grade			8th Grade			11th Grade			All Grades			6th Grade			8th Grade			11th Grade			All Grades		
																								TOTAL	M	F	TOTAL	M	F	TOTAL	M	F	TOTAL	M	F	TOTAL	M	F	TOTAL	M	F	TOTAL	M	F	TOTAL	M	F
<b>Strongly Agree</b>	65%	67%	61%	37%	49%	26%	17%	24%	10%	40%	48%	30%	55%	57%	52%	34%	40%	28%	24%	28%	19%	38%	42%	33%																							
<b>Agree</b>	26%	27%	26%	39%	40%	39%	46%	48%	45%	37%	38%	37%	32%	31%	33%	40%	39%	40%	45%	47%	44%	39%	39%	39%																							
<b>Disagree</b>	6%	3%	9%	17%	6%	27%	19%	18%	20%	14%	9%	20%	9%	8%	10%	17%	14%	21%	21%	17%	25%	16%	13%	19%																							
<b>Strongly Disagree</b>	4%	3%	4%	7%	5%	9%	17%	10%	25%	9%	6%	13%	4%	4%	4%	9%	7%	10%	10%	8%	12%	8%	6%	9%																							
<b>Percent who answered question</b>	81%	82%	79%	90%	89%	91%	99%	99%	99%	89%	89%	89%	87%	87%	88%	94%	93%	95%	94%	93%	95%	91%	91%	92%																							

Iowa Youth Survey • 2018 Henry County Results													Iowa Youth Survey • 2018 State of Iowa Results																																		
When a student is being bullied at school, how often do the teachers or other adults at school try to put a stop to it?																																															
																								6th Grade			8th Grade			11th Grade			All Grades			6th Grade			8th Grade			11th Grade			All Grades		
																								TOTAL	M	F	TOTAL	M	F	TOTAL	M	F	TOTAL	M	F	TOTAL	M	F	TOTAL	M	F	TOTAL	M	F	TOTAL	M	F
<b>Almost never</b>	6%	6%	6%	14%	15%	13%	16%	18%	13%	12%	13%	11%	8%	9%	7%	14%	14%	13%	15%	14%	15%	12%	13%	12%																							
<b>Once in a while</b>	10%	10%	10%	23%	20%	25%	31%	29%	33%	21%	19%	23%	12%	12%	12%	20%	17%	22%	23%	20%	27%	18%	16%	20%																							
<b>Sometimes</b>	15%	15%	15%	23%	18%	28%	24%	23%	25%	21%	19%	23%	17%	16%	18%	22%	19%	24%	25%	22%	27%	21%	19%	23%																							
<b>Often</b>	23%	20%	27%	19%	22%	17%	17%	18%	16%	20%	20%	20%	21%	22%	21%	23%	24%	22%	22%	24%	20%	22%	23%	21%																							
<b>Almost always</b>	46%	48%	42%	21%	25%	17%	12%	11%	13%	26%	29%	23%	42%	41%	42%	22%	25%	19%	15%	20%	11%	27%	29%	24%																							
<b>Percent who answered question</b>	85%	84%	86%	91%	90%	93%	98%	98%	99%	91%	90%	92%	90%	89%	91%	94%	94%	95%	94%	94%	95%	93%	92%	94%																							

An asterisk ( \* ) will be present in cells where 10 or fewer students answered a question, or if 10% or fewer students did not respond in the least sensitive manner for select questions.

Iowa Youth Survey • 2018 Henry County Results													Iowa Youth Survey • 2018 State of Iowa Results																							
How wrong would most of the students in your school (not just your best friends) feel it would be for you to: Start a physical fight with someone?  IYS Question E39																																				
													6th Grade			8th Grade			11th Grade			All Grades			6th Grade			8th Grade			11th Grade			All Grades		
													TOTAL	M	F	TOTAL	M	F	TOTAL	M	F	TOTAL	M	F	TOTAL	M	F	TOTAL	M	F	TOTAL	M	F	TOTAL	M	F
Very Wrong	56%	51%	63%	32%	31%	32%	23%	22%	23%	36%	35%	38%	54%	48%	60%	33%	29%	38%	28%	22%	35%	39%	33%	45%												
Wrong	28%	31%	25%	33%	35%	32%	30%	27%	33%	31%	31%	30%	25%	27%	23%	29%	28%	29%	29%	27%	31%	28%	27%	28%												
A Little Wrong	9%	14%	4%	20%	20%	19%	24%	23%	24%	18%	19%	17%	12%	15%	9%	22%	24%	19%	24%	28%	21%	19%	22%	16%												
Not at All Wrong	0%	0%	0%	9%	7%	11%	15%	17%	13%	8%	8%	8%	3%	4%	3%	10%	11%	9%	11%	15%	8%	8%	10%	7%												
Don't Know	6%	5%	8%	7%	8%	6%	9%	12%	7%	7%	8%	7%	5%	6%	4%	6%	8%	4%	7%	9%	5%	6%	8%	5%												
Percent who answered question	78%	76%	80%	89%	85%	93%	98%	99%	98%	88%	85%	90%	87%	87%	89%	93%	92%	94%	93%	93%	94%	91%	90%	92%												

Iowa Youth Survey • 2018 Henry County Results													Iowa Youth Survey • 2018 State of Iowa Results																							
How wrong would most of the students in your school (not just your best friends) feel it would be for you to: Carry a gun, knife, club, or other weapon <u>to school or a school event</u> ?  IYS Question E40																																				
													6th Grade			8th Grade			11th Grade			All Grades			6th Grade			8th Grade			11th Grade			All Grades		
													TOTAL	M	F	TOTAL	M	F	TOTAL	M	F	TOTAL	M	F	TOTAL	M	F	TOTAL	M	F	TOTAL	M	F	TOTAL	M	F
Very Wrong	88%	92%	84%	77%	81%	73%	61%	54%	66%	75%	76%	74%	87%	86%	88%	76%	75%	78%	71%	65%	77%	78%	75%	81%												
Wrong	8%	5%	12%	13%	12%	14%	17%	15%	19%	13%	10%	15%	7%	8%	7%	14%	15%	14%	16%	17%	14%	12%	13%	11%												
A Little Wrong	1%	1%	0%	5%	3%	7%	5%	5%	6%	4%	3%	5%	2%	2%	2%	4%	4%	4%	6%	7%	4%	4%	4%	3%												
Not at All Wrong	1%	1%	0%	1%	0%	2%	9%	12%	6%	3%	4%	3%	1%	1%	1%	2%	2%	1%	3%	5%	2%	2%	2%	1%												
Don't Know	2%	1%	4%	5%	5%	5%	8%	14%	3%	5%	6%	4%	3%	3%	3%	4%	5%	3%	5%	6%	3%	4%	5%	3%												
Percent who answered question	77%	76%	79%	88%	84%	93%	97%	96%	98%	87%	84%	90%	87%	86%	89%	93%	92%	94%	93%	93%	94%	91%	90%	92%												

An asterisk ( \* ) will be present in cells where 10 or fewer students answered a question, or if 10% or fewer students did not respond in the *least* sensitive manner for select questions.

Iowa Youth Survey • 2018 Henry County Results													Iowa Youth Survey • 2018 State of Iowa Results											
How much do you agree or disagree that each of the following statements is true: My teachers care about me.																								
IYS Question E41	6th Grade			8th Grade			11th Grade			All Grades			6th Grade			8th Grade			11th Grade			All Grades		
	TOTAL	M	F	TOTAL	M	F	TOTAL	M	F	TOTAL	M	F	TOTAL	M	F	TOTAL	M	F	TOTAL	M	F	TOTAL	M	F
	Strongly Agree	59%	61%	55%	39%	47%	32%	22%	21%	23%	40%	44%	35%	53%	52%	54%	30%	32%	28%	23%	26%	20%	36%	37%
Agree	35%	32%	40%	51%	43%	59%	58%	57%	59%	48%	44%	53%	39%	39%	39%	54%	51%	56%	59%	57%	62%	50%	49%	52%
Disagree	4%	7%	1%	8%	9%	7%	12%	13%	11%	8%	9%	7%	5%	5%	5%	12%	11%	12%	13%	12%	14%	10%	9%	10%
Strongly Disagree	2%	0%	4%	2%	2%	3%	9%	8%	7%	4%	3%	4%	3%	4%	2%	5%	6%	4%	5%	5%	4%	4%	5%	3%
Percent who answered question	81%	78%	83%	89%	86%	93%	100%	100%	100%	89%	87%	92%	89%	88%	91%	94%	93%	95%	94%	93%	95%	92%	91%	93%

Iowa Youth Survey • 2018 Henry County Results													Iowa Youth Survey • 2018 State of Iowa Results											
How much do you agree or disagree that each of the following statements is true: My teachers are available to talk with students one-on-one.																								
IYS Question E42	6th Grade			8th Grade			11th Grade			All Grades			6th Grade			8th Grade			11th Grade			All Grades		
	TOTAL	M	F	TOTAL	M	F	TOTAL	M	F	TOTAL	M	F	TOTAL	M	F	TOTAL	M	F	TOTAL	M	F	TOTAL	M	F
	Strongly Agree	59%	66%	50%	38%	47%	30%	21%	21%	22%	39%	45%	33%	57%	58%	56%	35%	38%	32%	27%	31%	24%	40%	43%
Agree	32%	26%	40%	51%	45%	57%	57%	56%	57%	47%	42%	52%	35%	34%	36%	49%	48%	51%	57%	55%	58%	47%	45%	48%
Disagree	9%	9%	9%	9%	7%	12%	14%	14%	15%	11%	10%	12%	6%	5%	6%	11%	10%	13%	13%	11%	14%	10%	8%	11%
Strongly Disagree	1%	0%	1%	1%	2%	1%	8%	8%	7%	3%	3%	3%	2%	2%	2%	4%	4%	4%	4%	4%	3%	3%	4%	3%
Percent who answered question	81%	78%	83%	88%	86%	91%	100%	100%	100%	89%	87%	91%	89%	88%	90%	94%	93%	95%	94%	93%	95%	92%	91%	93%

An asterisk ( \* ) will be present in cells where 10 or fewer students answered a question, or if 10% or fewer students did not respond in the *least* sensitive manner for select questions.

Iowa Youth Survey • 2018 Henry County Results													Iowa Youth Survey • 2018 State of Iowa Results											
How much do you agree or disagree that each of the following statements is true: My teachers notice when I am doing a good job and let me know about it.																								
IYS Question E43	6th Grade			8th Grade			11th Grade			All Grades			6th Grade			8th Grade			11th Grade			All Grades		
	TOTAL	M	F	TOTAL	M	F	TOTAL	M	F	TOTAL	M	F	TOTAL	M	F	TOTAL	M	F	TOTAL	M	F	TOTAL	M	F
Strongly Agree	52%	58%	44%	35%	47%	23%	18%	19%	17%	35%	43%	27%	45%	47%	44%	29%	32%	25%	21%	24%	18%	32%	35%	29%
Agree	40%	36%	46%	43%	36%	50%	48%	52%	44%	44%	41%	47%	40%	39%	42%	46%	44%	47%	47%	49%	46%	44%	44%	45%
Disagree	6%	6%	8%	19%	14%	23%	26%	20%	32%	17%	13%	22%	11%	11%	11%	20%	17%	23%	25%	21%	30%	19%	16%	21%
Strongly Disagree	1%	0%	3%	3%	3%	4%	8%	8%	7%	4%	4%	4%	3%	4%	3%	6%	7%	5%	7%	7%	6%	5%	6%	5%
Percent who answered question	80%	77%	83%	90%	87%	93%	99%	100%	99%	89%	87%	91%	89%	88%	90%	94%	93%	95%	94%	93%	95%	92%	91%	93%

Iowa Youth Survey • 2018 Henry County Results													Iowa Youth Survey • 2018 State of Iowa Results											
How much do you agree or disagree that each of the following statements is true: Adults in this school respect differences in students (for example, gender, race, culture, learning differences, sexual orientation, etc.).																								
IYS Question E44	6th Grade			8th Grade			11th Grade			All Grades			6th Grade			8th Grade			11th Grade			All Grades		
	TOTAL	M	F	TOTAL	M	F	TOTAL	M	F	TOTAL	M	F	TOTAL	M	F	TOTAL	M	F	TOTAL	M	F	TOTAL	M	F
Strongly Agree	75%	77%	73%	47%	57%	37%	30%	35%	26%	50%	57%	43%	71%	71%	72%	47%	49%	45%	33%	37%	30%	51%	53%	50%
Agree	22%	19%	26%	43%	36%	49%	52%	49%	56%	39%	34%	45%	23%	23%	23%	41%	40%	43%	53%	51%	55%	39%	37%	40%
Disagree	2%	3%	1%	8%	5%	11%	10%	6%	15%	7%	5%	10%	3%	4%	3%	8%	7%	9%	10%	8%	12%	7%	6%	8%
Strongly Disagree	1%	1%	0%	2%	2%	3%	8%	10%	3%	3%	4%	2%	2%	3%	2%	4%	4%	3%	4%	4%	4%	3%	4%	3%
Percent who answered question	79%	78%	79%	88%	86%	90%	98%	99%	98%	88%	87%	89%	88%	87%	90%	94%	93%	95%	94%	93%	95%	92%	91%	93%

An asterisk ( \* ) will be present in cells where 10 or fewer students answered a question, or if 10% or fewer students did not respond in the *least* sensitive manner for select questions.

Iowa Youth Survey • 2018 Henry County Results													Iowa Youth Survey • 2018 State of Iowa Results																																		
How much do you agree or disagree that each of the following statements is true: Adults in this school respect each other's differences (for example, gender, race, culture, learning differences, sexual orientation, etc.).																																															
																								6th Grade			8th Grade			11th Grade			All Grades			6th Grade			8th Grade			11th Grade			All Grades		
																								TOTAL	M	F	TOTAL	M	F	TOTAL	M	F	TOTAL	M	F	TOTAL	M	F	TOTAL	M	F	TOTAL	M	F	TOTAL	M	F
<b>Strongly Agree</b>	79%	76%	81%	47%	58%	36%	30%	37%	25%	52%	58%	45%	73%	73%	73%	49%	51%	47%	35%	38%	31%	53%	55%	51%																							
<b>Agree</b>	18%	20%	16%	46%	37%	55%	56%	52%	61%	41%	36%	46%	23%	23%	23%	43%	41%	45%	55%	52%	58%	40%	38%	41%																							
<b>Disagree</b>	2%	3%	1%	5%	3%	6%	6%	4%	7%	4%	3%	5%	2%	2%	2%	5%	5%	5%	7%	6%	8%	5%	4%	5%																							
<b>Strongly Disagree</b>	1%	1%	1%	2%	2%	2%	7%	7%	7%	3%	3%	3%	2%	2%	1%	3%	3%	2%	3%	3%	3%	3%	3%	2%																							
<b>Percent who answered question</b>	79%	78%	80%	89%	87%	92%	99%	100%	99%	89%	87%	90%	88%	87%	89%	94%	93%	95%	94%	93%	95%	92%	91%	93%																							

Iowa Youth Survey • 2018 Henry County Results													Iowa Youth Survey • 2018 State of Iowa Results																																		
How much do you agree or disagree that each of the following statements is true: Adults who work in my school treat students with respect.																																															
																								6th Grade			8th Grade			11th Grade			All Grades			6th Grade			8th Grade			11th Grade			All Grades		
																								TOTAL	M	F	TOTAL	M	F	TOTAL	M	F	TOTAL	M	F	TOTAL	M	F	TOTAL	M	F	TOTAL	M	F	TOTAL	M	F
<b>Strongly Agree</b>	63%	64%	62%	44%	54%	34%	20%	25%	15%	42%	49%	36%	60%	59%	61%	36%	39%	34%	25%	30%	21%	41%	43%	39%																							
<b>Agree</b>	30%	28%	32%	42%	38%	47%	58%	54%	63%	43%	39%	48%	32%	32%	32%	46%	44%	48%	55%	53%	57%	44%	43%	45%																							
<b>Disagree</b>	6%	7%	5%	12%	7%	17%	15%	11%	19%	11%	8%	14%	6%	6%	6%	13%	12%	14%	15%	12%	17%	11%	10%	12%																							
<b>Strongly Disagree</b>	1%	1%	1%	2%	2%	2%	8%	11%	3%	3%	4%	2%	2%	3%	2%	5%	5%	5%	5%	5%	4%	4%	4%	4%																							
<b>Percent who answered question</b>	80%	78%	81%	90%	87%	93%	99%	100%	98%	89%	87%	90%	89%	88%	90%	94%	93%	95%	94%	93%	95%	92%	91%	93%																							

An asterisk ( \* ) will be present in cells where 10 or fewer students answered a question, or if 10% or fewer students did not respond in the *least* sensitive manner for select questions.



Iowa Youth Survey • 2018 Henry County Results													Iowa Youth Survey • 2018 State of Iowa Results											
How much do you agree or disagree that each of the following statements is true: Students in my school treat each other with respect.																								
IYS Question E47	6th Grade			8th Grade			11th Grade			All Grades			6th Grade			8th Grade			11th Grade			All Grades		
	TOTAL	M	F	TOTAL	M	F	TOTAL	M	F	TOTAL	M	F	TOTAL	M	F	TOTAL	M	F	TOTAL	M	F	TOTAL	M	F
Strongly Agree	42%	47%	34%	24%	37%	13%	9%	12%	7%	25%	32%	17%	34%	37%	32%	20%	25%	16%	15%	19%	11%	23%	27%	20%
Agree	40%	36%	45%	36%	40%	32%	36%	38%	34%	37%	38%	36%	40%	41%	40%	40%	41%	38%	44%	47%	41%	41%	43%	40%
Disagree	15%	16%	16%	29%	18%	40%	35%	32%	40%	27%	22%	33%	19%	17%	21%	27%	23%	32%	30%	25%	35%	25%	21%	29%
Strongly Disagree	3%	1%	5%	11%	5%	16%	19%	18%	20%	11%	8%	14%	7%	6%	7%	13%	11%	14%	11%	10%	13%	10%	9%	12%
Percent who answered question	79%	77%	81%	89%	85%	93%	99%	100%	98%	88%	86%	90%	88%	87%	89%	93%	93%	94%	94%	93%	94%	91%	91%	92%

Iowa Youth Survey • 2018 Henry County Results													Iowa Youth Survey • 2018 State of Iowa Results											
How much do you agree or disagree that each of the following statements is true: I feel safe at school.																								
IYS Question E48	6th Grade			8th Grade			11th Grade			All Grades			6th Grade			8th Grade			11th Grade			All Grades		
	TOTAL	M	F	TOTAL	M	F	TOTAL	M	F	TOTAL	M	F	TOTAL	M	F	TOTAL	M	F	TOTAL	M	F	TOTAL	M	F
Strongly Agree	53%	56%	49%	33%	45%	22%	23%	35%	13%	36%	46%	26%	52%	53%	51%	35%	39%	31%	27%	32%	22%	38%	42%	35%
Agree	36%	32%	41%	51%	42%	59%	51%	44%	57%	46%	40%	53%	36%	35%	37%	47%	46%	49%	56%	53%	58%	46%	45%	48%
Disagree	5%	8%	3%	12%	9%	14%	15%	12%	19%	11%	10%	12%	9%	8%	9%	12%	10%	15%	13%	10%	15%	11%	9%	13%
Strongly Disagree	6%	4%	8%	4%	3%	5%	11%	10%	12%	7%	5%	8%	4%	4%	3%	5%	5%	5%	5%	5%	4%	5%	5%	4%
Percent who answered question	80%	78%	81%	89%	87%	92%	99%	100%	98%	89%	87%	90%	88%	87%	90%	94%	93%	95%	94%	93%	95%	92%	91%	93%

An asterisk ( \* ) will be present in cells where 10 or fewer students answered a question, or if 10% or fewer students did not respond in the *least* sensitive manner for select questions.

Iowa Youth Survey • 2018 Henry County Results													Iowa Youth Survey • 2018 State of Iowa Results											
How much do you agree or disagree that each of the following statements is true: I care about my school.																								
IYS Question E49	6th Grade			8th Grade			11th Grade			All Grades			6th Grade			8th Grade			11th Grade			All Grades		
	TOTAL	M	F	TOTAL	M	F	TOTAL	M	F	TOTAL	M	F	TOTAL	M	F	TOTAL	M	F	TOTAL	M	F	TOTAL	M	F
Strongly Agree	67%	66%	68%	46%	50%	42%	25%	27%	23%	46%	48%	44%	57%	54%	60%	36%	37%	35%	27%	30%	25%	40%	40%	40%
Agree	25%	27%	25%	44%	43%	44%	49%	43%	56%	40%	38%	42%	33%	34%	32%	44%	42%	46%	50%	47%	54%	42%	41%	44%
Disagree	5%	8%	3%	7%	3%	11%	13%	12%	14%	8%	7%	10%	6%	7%	5%	13%	13%	13%	15%	15%	15%	11%	12%	11%
Strongly Disagree	2%	0%	4%	3%	4%	3%	13%	18%	7%	6%	7%	4%	4%	5%	2%	7%	8%	6%	7%	8%	6%	6%	7%	5%
Percent who answered question	80%	78%	81%	88%	85%	91%	99%	100%	98%	88%	87%	90%	88%	87%	90%	93%	93%	94%	94%	93%	94%	91%	91%	92%

Iowa Youth Survey • 2018 Henry County Results													Iowa Youth Survey • 2018 State of Iowa Results											
How much do you agree or disagree that each of the following statements is true: I try to do my best in school.																								
IYS Question E50	6th Grade			8th Grade			11th Grade			All Grades			6th Grade			8th Grade			11th Grade			All Grades		
	TOTAL	M	F	TOTAL	M	F	TOTAL	M	F	TOTAL	M	F	TOTAL	M	F	TOTAL	M	F	TOTAL	M	F	TOTAL	M	F
Strongly Agree	79%	82%	75%	64%	60%	68%	45%	44%	47%	63%	63%	63%	73%	71%	75%	55%	53%	57%	45%	40%	49%	58%	55%	61%
Agree	18%	16%	19%	33%	35%	31%	42%	38%	45%	31%	30%	32%	24%	26%	23%	38%	39%	37%	46%	46%	45%	36%	37%	35%
Disagree	3%	2%	4%	2%	4%	1%	9%	13%	5%	5%	6%	3%	2%	2%	2%	5%	5%	4%	7%	10%	5%	5%	6%	4%
Strongly Disagree	1%	0%	1%	0%	1%	0%	5%	5%	3%	2%	2%	1%	1%	1%	1%	2%	3%	2%	3%	4%	1%	2%	3%	1%
Percent who answered question	80%	78%	82%	89%	87%	92%	99%	100%	98%	89%	87%	90%	89%	88%	90%	94%	93%	95%	94%	93%	95%	92%	91%	93%

An asterisk ( \* ) will be present in cells where 10 or fewer students answered a question, or if 10% or fewer students did not respond in the *least* sensitive manner for select questions.

Iowa Youth Survey • 2018 Henry County Results													Iowa Youth Survey • 2018 State of Iowa Results											
How much do you agree or disagree that each of the following statements is true: I plan to finish high school.																								
IYS Question E51	6th Grade			8th Grade			11th Grade			All Grades			6th Grade			8th Grade			11th Grade			All Grades		
	TOTAL	M	F	TOTAL	M	F	TOTAL	M	F	TOTAL	M	F	TOTAL	M	F	TOTAL	M	F	TOTAL	M	F	TOTAL	M	F
	Strongly Agree	87%	90%	83%	80%	74%	86%	76%	74%	79%	81%	79%	83%	82%	80%	84%	74%	72%	76%	73%	70%	75%	76%	74%
Agree	11%	8%	14%	18%	23%	13%	20%	20%	18%	16%	17%	15%	16%	17%	15%	23%	25%	22%	25%	26%	23%	21%	23%	20%
Disagree	2%	2%	3%	1%	2%	1%	1%	2%	0%	2%	2%	1%	1%	1%	1%	1%	1%	1%	1%	1%	1%	1%	1%	1%
Strongly Disagree	0%	0%	0%	1%	2%	1%	3%	4%	2%	1%	2%	1%	1%	1%	1%	1%	2%	1%	1%	2%	1%	1%	2%	1%
Percent who answered question	80%	78%	82%	90%	87%	93%	99%	100%	99%	89%	87%	91%	89%	88%	90%	94%	93%	95%	94%	94%	95%	92%	91%	93%

Iowa Youth Survey • 2018 Henry County Results													Iowa Youth Survey • 2018 State of Iowa Results											
How much do you agree or disagree that each of the following statements is true: My school lets a parent/guardian know if I'm doing a good job.																								
IYS Question E52	6th Grade			8th Grade			11th Grade			All Grades			6th Grade			8th Grade			11th Grade			All Grades		
	TOTAL	M	F	TOTAL	M	F	TOTAL	M	F	TOTAL	M	F	TOTAL	M	F	TOTAL	M	F	TOTAL	M	F	TOTAL	M	F
	Strongly Agree	56%	59%	54%	32%	46%	19%	11%	15%	7%	32%	41%	24%	39%	41%	38%	24%	28%	20%	16%	20%	12%	27%	30%
Agree	33%	34%	29%	41%	37%	45%	43%	45%	40%	39%	38%	39%	42%	40%	44%	40%	39%	41%	37%	39%	35%	40%	39%	40%
Disagree	8%	4%	14%	22%	13%	31%	33%	26%	41%	22%	14%	30%	14%	14%	15%	27%	23%	31%	35%	29%	40%	25%	22%	28%
Strongly Disagree	3%	4%	3%	5%	4%	6%	13%	13%	11%	7%	7%	7%	4%	5%	4%	9%	10%	9%	13%	12%	13%	9%	9%	8%
Percent who answered question	75%	74%	77%	88%	85%	90%	99%	100%	99%	87%	85%	88%	87%	86%	88%	93%	92%	94%	93%	93%	94%	91%	90%	92%

An asterisk ( \* ) will be present in cells where 10 or fewer students answered a question, or if 10% or fewer students did not respond in the *least* sensitive manner for select questions.

Iowa Youth Survey • 2018 Henry County Results													Iowa Youth Survey • 2018 State of Iowa Results											
How much do you agree or disagree that each of the following statements is true: My school lets a parent/guardian know if I've done something wrong.																								
IYS Question E53	6th Grade			8th Grade			11th Grade			All Grades			6th Grade			8th Grade			11th Grade			All Grades		
	TOTAL	M	F	TOTAL	M	F	TOTAL	M	F	TOTAL	M	F	TOTAL	M	F	TOTAL	M	F	TOTAL	M	F	TOTAL	M	F
Strongly Agree	75%	77%	74%	52%	59%	45%	28%	28%	30%	51%	55%	48%	61%	61%	61%	48%	51%	45%	38%	41%	34%	49%	51%	47%
Agree	23%	21%	25%	44%	37%	51%	63%	60%	65%	44%	39%	48%	35%	35%	35%	46%	43%	49%	55%	52%	58%	45%	43%	47%
Disagree	1%	1%	1%	3%	4%	3%	4%	6%	2%	3%	4%	2%	3%	3%	3%	4%	4%	5%	6%	5%	6%	4%	4%	5%
Strongly Disagree	1%	1%	0%	0%	0%	1%	5%	6%	2%	2%	2%	1%	1%	1%	1%	2%	2%	1%	2%	2%	2%	1%	2%	1%
Percent who answered question	76%	75%	77%	88%	86%	90%	98%	99%	98%	87%	85%	88%	87%	86%	89%	93%	93%	94%	93%	93%	94%	91%	90%	92%

Iowa Youth Survey • 2018 Henry County Results													Iowa Youth Survey • 2018 State of Iowa Results											
How much do you agree or disagree that each of the following statements is true: There is at least one adult at school that I could go to for help with a problem..																								
IYS Question E54	6th Grade			8th Grade			11th Grade			All Grades			6th Grade			8th Grade			11th Grade			All Grades		
	TOTAL	M	F	TOTAL	M	F	TOTAL	M	F	TOTAL	M	F	TOTAL	M	F	TOTAL	M	F	TOTAL	M	F	TOTAL	M	F
Strongly Agree	71%	73%	67%	54%	60%	48%	34%	33%	36%	52%	56%	49%	66%	65%	67%	47%	48%	45%	39%	40%	39%	51%	51%	51%
Agree	21%	20%	23%	36%	35%	38%	47%	48%	45%	35%	34%	36%	26%	27%	25%	39%	39%	39%	47%	47%	46%	37%	37%	37%
Disagree	6%	5%	7%	8%	5%	11%	9%	7%	11%	8%	5%	10%	5%	5%	5%	9%	8%	10%	9%	9%	10%	8%	7%	8%
Strongly Disagree	3%	2%	3%	2%	1%	3%	10%	12%	8%	5%	5%	5%	3%	3%	3%	5%	5%	5%	4%	4%	4%	4%	4%	4%
Percent who answered question	75%	74%	74%	88%	85%	90%	99%	99%	99%	86%	85%	88%	87%	86%	88%	93%	92%	94%	93%	92%	94%	91%	90%	92%

An asterisk ( \* ) will be present in cells where 10 or fewer students answered a question, or if 10% or fewer students did not respond in the *least* sensitive manner for select questions.

Iowa Youth Survey • 2018 Henry County Results													Iowa Youth Survey • 2018 State of Iowa Results											
How much do you agree or disagree that each of the following statements is true: Students have friends at school they can turn to if they have questions about homework.																								
IYS Question E55	6th Grade			8th Grade			11th Grade			All Grades			6th Grade			8th Grade			11th Grade			All Grades		
	TOTAL	M	F	TOTAL	M	F	TOTAL	M	F	TOTAL	M	F	TOTAL	M	F	TOTAL	M	F	TOTAL	M	F	TOTAL	M	F
Strongly Agree	76%	73%	80%	52%	60%	44%	36%	38%	36%	54%	57%	51%	61%	61%	61%	49%	50%	48%	40%	41%	38%	50%	51%	49%
Agree	20%	22%	17%	46%	38%	53%	52%	49%	55%	40%	36%	44%	34%	33%	34%	45%	44%	45%	53%	52%	55%	44%	43%	44%
Disagree	3%	2%	3%	2%	2%	3%	6%	8%	5%	4%	4%	3%	4%	4%	4%	5%	4%	5%	5%	4%	6%	4%	4%	5%
Strongly Disagree	1%	2%	0%	0%	0%	0%	5%	5%	5%	2%	2%	2%	2%	2%	1%	2%	2%	2%	2%	2%	2%	2%	2%	2%
Percent who answered question	75%	74%	76%	86%	85%	88%	99%	100%	99%	86%	85%	87%	87%	86%	88%	93%	92%	94%	93%	93%	94%	91%	90%	92%

Iowa Youth Survey • 2018 Henry County Results													Iowa Youth Survey • 2018 State of Iowa Results											
How much do you agree or disagree that each of the following statements is true: Students have friends at school they can trust and talk to if they have problems.																								
IYS Question E56	6th Grade			8th Grade			11th Grade			All Grades			6th Grade			8th Grade			11th Grade			All Grades		
	TOTAL	M	F	TOTAL	M	F	TOTAL	M	F	TOTAL	M	F	TOTAL	M	F	TOTAL	M	F	TOTAL	M	F	TOTAL	M	F
Strongly Agree	73%	71%	76%	52%	57%	47%	36%	39%	33%	53%	56%	51%	61%	61%	61%	47%	49%	46%	38%	40%	36%	49%	50%	48%
Agree	21%	27%	14%	44%	39%	48%	52%	50%	53%	39%	38%	40%	32%	33%	32%	43%	43%	43%	53%	52%	54%	43%	42%	43%
Disagree	4%	1%	7%	4%	4%	5%	6%	6%	7%	5%	4%	6%	5%	5%	6%	7%	6%	8%	7%	5%	8%	6%	5%	7%
Strongly Disagree	2%	1%	3%	0%	0%	0%	6%	5%	7%	3%	2%	3%	2%	2%	2%	3%	3%	3%	3%	3%	3%	2%	2%	2%
Percent who answered question	76%	75%	77%	87%	86%	88%	99%	100%	99%	87%	86%	88%	87%	86%	88%	93%	92%	94%	93%	92%	94%	91%	90%	92%

An asterisk ( \* ) will be present in cells where 10 or fewer students answered a question, or if 10% or fewer students did not respond in the *least* sensitive manner for select questions.

Iowa Youth Survey • 2018 Henry County Results													Iowa Youth Survey • 2018 State of Iowa Results											
How much do you agree or disagree that each of the following statements is true: Students generally work well with each other even if they're not in the same group of friends.																								
IYS Question E57	6th Grade			8th Grade			11th Grade			All Grades			6th Grade			8th Grade			11th Grade			All Grades		
	TOTAL	M	F	TOTAL	M	F	TOTAL	M	F	TOTAL	M	F	TOTAL	M	F	TOTAL	M	F	TOTAL	M	F	TOTAL	M	F
	Strongly Agree	55%	56%	54%	31%	41%	21%	21%	25%	17%	35%	41%	29%	40%	42%	37%	28%	32%	24%	23%	26%	20%	31%	34%
Agree	34%	34%	34%	47%	43%	51%	54%	46%	60%	45%	41%	50%	42%	41%	43%	45%	45%	46%	54%	54%	54%	47%	46%	47%
Disagree	9%	8%	11%	18%	12%	23%	15%	18%	13%	14%	13%	17%	14%	13%	16%	20%	17%	23%	18%	15%	21%	18%	15%	20%
Strongly Disagree	1%	1%	1%	4%	4%	4%	10%	11%	9%	5%	5%	5%	4%	4%	4%	6%	6%	7%	5%	5%	5%	5%	5%	5%
Percent who answered question	75%	74%	76%	88%	86%	89%	99%	100%	98%	87%	85%	87%	87%	85%	88%	93%	92%	94%	93%	92%	94%	91%	90%	92%

Iowa Youth Survey • 2018 Henry County Results													Iowa Youth Survey • 2018 State of Iowa Results											
How much do you agree or disagree that each of the following statements is true: Students have friends at school to eat lunch with.																								
IYS Question E58	6th Grade			8th Grade			11th Grade			All Grades			6th Grade			8th Grade			11th Grade			All Grades		
	TOTAL	M	F	TOTAL	M	F	TOTAL	M	F	TOTAL	M	F	TOTAL	M	F	TOTAL	M	F	TOTAL	M	F	TOTAL	M	F
	Strongly Agree	72%	74%	70%	48%	58%	37%	30%	35%	26%	49%	56%	43%	59%	64%	55%	44%	49%	39%	30%	36%	25%	45%	50%
Agree	25%	24%	25%	44%	41%	48%	60%	56%	63%	43%	40%	47%	34%	31%	37%	47%	44%	50%	58%	56%	60%	46%	43%	49%
Disagree	3%	1%	4%	8%	1%	14%	6%	5%	8%	6%	2%	10%	5%	3%	6%	7%	5%	9%	9%	6%	12%	7%	5%	9%
Strongly Disagree	1%	1%	0%	0%	0%	1%	4%	5%	2%	2%	2%	1%	2%	1%	1%	2%	2%	2%	3%	3%	2%	2%	2%	2%
Percent who answered question	75%	74%	76%	88%	86%	89%	98%	100%	95%	86%	85%	87%	86%	85%	88%	93%	92%	94%	93%	92%	94%	90%	90%	91%

An asterisk ( \* ) will be present in cells where 10 or fewer students answered a question, or if 10% or fewer students did not respond in the least sensitive manner for select questions.

Iowa Youth Survey • 2018 Henry County Results													Iowa Youth Survey • 2018 State of Iowa Results											
How much do you agree or disagree that each of the following statements is true: Students try to make new students feel welcome in the school.																								
IYS Question E59	6th Grade			8th Grade			11th Grade			All Grades			6th Grade			8th Grade			11th Grade			All Grades		
	TOTAL	M	F	TOTAL	M	F	TOTAL	M	F	TOTAL	M	F	TOTAL	M	F	TOTAL	M	F	TOTAL	M	F	TOTAL	M	F
	Strongly Agree	63%	66%	58%	43%	52%	34%	23%	26%	21%	43%	49%	36%	52%	53%	51%	37%	40%	34%	26%	29%	23%	39%	41%
Agree	29%	28%	31%	45%	40%	50%	55%	58%	52%	43%	42%	45%	38%	38%	39%	48%	47%	49%	55%	55%	54%	47%	46%	47%
Disagree	6%	5%	8%	9%	5%	14%	15%	10%	21%	10%	6%	15%	7%	6%	7%	11%	10%	13%	15%	12%	18%	11%	9%	13%
Strongly Disagree	2%	1%	3%	3%	3%	3%	6%	6%	6%	4%	3%	4%	2%	3%	2%	4%	4%	4%	4%	4%	5%	4%	3%	4%
Percent who answered question	76%	75%	77%	88%	86%	89%	99%	100%	98%	87%	86%	88%	86%	85%	88%	93%	92%	94%	93%	92%	94%	90%	90%	92%

Iowa Youth Survey • 2018 Henry County Results													Iowa Youth Survey • 2018 State of Iowa Results											
How much do you agree or disagree that each of the following statements is true: My school has up-to-date computers and other electronic equipment available to students.																								
IYS Question E60	6th Grade			8th Grade			11th Grade			All Grades			6th Grade			8th Grade			11th Grade			All Grades		
	TOTAL	M	F	TOTAL	M	F	TOTAL	M	F	TOTAL	M	F	TOTAL	M	F	TOTAL	M	F	TOTAL	M	F	TOTAL	M	F
	Strongly Agree	76%	78%	72%	58%	56%	59%	38%	40%	36%	57%	58%	55%	63%	62%	65%	48%	47%	48%	36%	36%	37%	49%	49%
Agree	19%	18%	21%	37%	38%	36%	47%	43%	51%	35%	33%	37%	31%	30%	31%	41%	40%	43%	49%	48%	51%	40%	39%	41%
Disagree	3%	1%	6%	5%	6%	5%	7%	8%	7%	5%	5%	6%	4%	5%	3%	7%	8%	6%	9%	10%	9%	7%	8%	6%
Strongly Disagree	2%	2%	1%	0%	0%	0%	8%	8%	7%	3%	3%	3%	2%	2%	1%	4%	5%	3%	5%	6%	4%	3%	4%	3%
Percent who answered question	74%	72%	76%	88%	86%	89%	99%	100%	99%	86%	85%	88%	86%	85%	87%	93%	92%	94%	93%	92%	94%	90%	90%	91%

An asterisk ( \* ) will be present in cells where 10 or fewer students answered a question, or if 10% or fewer students did not respond in the *least* sensitive manner for select questions.

Iowa Youth Survey • 2018 Henry County Results													Iowa Youth Survey • 2018 State of Iowa Results											
How much do you agree or disagree that each of the following statements is true: We have space and facilities for extra-curricular activities at my school.																								
IYS Question E61	6th Grade			8th Grade			11th Grade			All Grades			6th Grade			8th Grade			11th Grade			All Grades		
	TOTAL	M	F	TOTAL	M	F	TOTAL	M	F	TOTAL	M	F	TOTAL	M	F	TOTAL	M	F	TOTAL	M	F	TOTAL	M	F
Strongly Agree	70%	70%	69%	53%	56%	50%	36%	38%	34%	52%	55%	50%	61%	61%	61%	50%	51%	49%	39%	41%	37%	50%	51%	49%
Agree	26%	25%	29%	43%	41%	45%	48%	44%	52%	40%	37%	43%	33%	32%	34%	42%	41%	44%	50%	49%	51%	42%	41%	43%
Disagree	3%	4%	1%	3%	2%	5%	7%	8%	7%	4%	4%	5%	4%	4%	4%	6%	5%	6%	8%	7%	9%	6%	5%	6%
Strongly Disagree	1%	1%	0%	1%	1%	1%	9%	10%	7%	3%	4%	3%	2%	2%	1%	2%	3%	2%	3%	3%	3%	2%	3%	2%
Percent who answered question	71%	70%	72%	88%	86%	89%	99%	100%	99%	85%	84%	87%	84%	84%	85%	92%	92%	93%	93%	93%	94%	90%	89%	90%

Iowa Youth Survey • 2018 Henry County Results													Iowa Youth Survey • 2018 State of Iowa Results											
How much do you agree or disagree that each of the following statements is true: My school building is kept in good condition (clean, nicely decorated, well designed, etc.).																								
IYS Question E62	6th Grade			8th Grade			11th Grade			All Grades			6th Grade			8th Grade			11th Grade			All Grades		
	TOTAL	M	F	TOTAL	M	F	TOTAL	M	F	TOTAL	M	F	TOTAL	M	F	TOTAL	M	F	TOTAL	M	F	TOTAL	M	F
Strongly Agree	71%	69%	73%	45%	50%	39%	30%	31%	30%	48%	51%	45%	59%	59%	59%	42%	44%	40%	32%	35%	30%	45%	46%	44%
Agree	25%	26%	24%	43%	43%	44%	51%	51%	51%	40%	40%	41%	33%	32%	33%	43%	42%	44%	49%	48%	50%	41%	41%	42%
Disagree	3%	4%	1%	10%	6%	14%	12%	11%	13%	8%	7%	10%	6%	6%	6%	11%	10%	11%	13%	12%	14%	10%	9%	10%
Strongly Disagree	1%	1%	1%	2%	1%	3%	7%	7%	6%	3%	3%	3%	2%	3%	2%	4%	5%	4%	5%	5%	5%	4%	4%	4%
Percent who answered question	75%	74%	76%	88%	86%	89%	99%	100%	98%	87%	85%	87%	87%	86%	88%	93%	92%	94%	93%	92%	94%	91%	90%	92%

An asterisk ( \* ) will be present in cells where 10 or fewer students answered a question, or if 10% or fewer students did not respond in the *least* sensitive manner for select questions.



**Section F. FAMILY QUESTIONS:**

Iowa Youth Survey • 2018 Henry County Results													Iowa Youth Survey • 2018 State of Iowa Results											
How much do you agree or disagree that each of the following statements is true: In my home there are clear rules about what I can and cannot do.																								
IYS Question F1	6th Grade			8th Grade			11th Grade			All Grades			6th Grade			8th Grade			11th Grade			All Grades		
	TOTAL	M	F	TOTAL	M	F	TOTAL	M	F	TOTAL	M	F	TOTAL	M	F	TOTAL	M	F	TOTAL	M	F	TOTAL	M	F
	<b>Strongly Agree</b>	73%	75%	69%	62%	66%	58%	52%	54%	52%	62%	65%	59%	66%	67%	66%	58%	60%	57%	50%	50%	50%	58%	59%
<b>Agree</b>	25%	23%	28%	32%	30%	35%	36%	37%	35%	31%	30%	33%	29%	29%	30%	35%	34%	36%	42%	42%	42%	35%	35%	36%
<b>Disagree</b>	2%	2%	1%	4%	3%	6%	9%	6%	10%	5%	4%	6%	4%	4%	4%	5%	5%	6%	6%	6%	7%	5%	5%	5%
<b>Strongly Disagree</b>	1%	0%	1%	1%	1%	2%	3%	4%	2%	2%	1%	2%	1%	1%	1%	1%	1%	1%	2%	2%	2%	1%	1%	1%
<b>Percent who answered question</b>	73%	72%	72%	87%	84%	89%	100%	100%	100%	86%	84%	87%	87%	86%	89%	93%	92%	94%	93%	92%	94%	91%	90%	92%

Iowa Youth Survey • 2018 Henry County Results													Iowa Youth Survey • 2018 State of Iowa Results											
How much do you agree or disagree that each of the following statements is true: I have a happy home.																								
IYS Question F2	6th Grade			8th Grade			11th Grade			All Grades			6th Grade			8th Grade			11th Grade			All Grades		
	TOTAL	M	F	TOTAL	M	F	TOTAL	M	F	TOTAL	M	F	TOTAL	M	F	TOTAL	M	F	TOTAL	M	F	TOTAL	M	F
	<b>Strongly Agree</b>	68%	69%	67%	55%	66%	45%	45%	55%	36%	56%	63%	48%	67%	69%	65%	55%	59%	51%	48%	51%	44%	57%	60%
<b>Agree</b>	24%	28%	21%	36%	26%	44%	37%	32%	41%	33%	29%	37%	26%	26%	27%	34%	33%	35%	40%	39%	41%	33%	32%	34%
<b>Disagree</b>	4%	2%	6%	6%	5%	7%	12%	7%	17%	7%	5%	10%	5%	4%	6%	8%	6%	10%	9%	7%	11%	7%	6%	9%
<b>Strongly Disagree</b>	3%	1%	6%	3%	3%	3%	6%	6%	6%	4%	3%	5%	2%	2%	2%	3%	2%	4%	3%	3%	4%	3%	2%	3%
<b>Percent who answered question</b>	72%	72%	70%	87%	84%	90%	100%	100%	100%	85%	84%	87%	87%	85%	88%	92%	92%	93%	93%	92%	94%	90%	90%	92%

An asterisk ( \* ) will be present in cells where 10 or fewer students answered a question, or if 10% or fewer students did not respond in the *least* sensitive manner for select questions.

Iowa Youth Survey • 2018 Henry County Results													Iowa Youth Survey • 2018 State of Iowa Results											
How much do you agree or disagree that each of the following statements is true: There are people living in my home who have a serious alcohol or drug problem.																								
IYS Question F3	6th Grade			8th Grade			11th Grade			All Grades			6th Grade			8th Grade			11th Grade			All Grades		
	TOTAL	M	F	TOTAL	M	F	TOTAL	M	F	TOTAL	M	F	TOTAL	M	F	TOTAL	M	F	TOTAL	M	F	TOTAL	M	F
Strongly Agree	11%	11%	11%	11%	18%	5%	8%	5%	11%	10%	12%	8%	8%	10%	6%	8%	10%	6%	8%	9%	6%	8%	10%	6%
Agree	5%	5%	5%	9%	8%	10%	8%	8%	8%	7%	7%	8%	6%	7%	6%	8%	8%	7%	9%	10%	8%	8%	8%	7%
Disagree	15%	15%	15%	22%	18%	26%	19%	20%	18%	19%	18%	21%	17%	17%	17%	20%	20%	21%	23%	22%	23%	20%	19%	20%
Strongly Disagree	68%	69%	69%	57%	55%	59%	65%	67%	63%	63%	63%	63%	69%	66%	72%	64%	62%	66%	61%	59%	63%	65%	63%	67%
Percent who answered question	70%	70%	69%	87%	84%	89%	100%	100%	100%	85%	84%	86%	85%	84%	87%	92%	91%	93%	93%	92%	94%	90%	89%	91%

Iowa Youth Survey • 2018 Henry County Results													Iowa Youth Survey • 2018 State of Iowa Results											
How much do you agree or disagree that each of the following statements is true: I feel very close to at least one of my parents/guardians.																								
IYS Question F4	6th Grade			8th Grade			11th Grade			All Grades			6th Grade			8th Grade			11th Grade			All Grades		
	TOTAL	M	F	TOTAL	M	F	TOTAL	M	F	TOTAL	M	F	TOTAL	M	F	TOTAL	M	F	TOTAL	M	F	TOTAL	M	F
Strongly Agree	81%	83%	78%	67%	74%	60%	54%	54%	56%	67%	70%	63%	79%	81%	77%	64%	69%	60%	53%	55%	50%	66%	69%	63%
Agree	14%	15%	15%	25%	20%	30%	34%	32%	34%	25%	22%	27%	17%	16%	18%	26%	25%	28%	34%	34%	34%	25%	24%	26%
Disagree	2%	1%	3%	6%	4%	7%	8%	8%	8%	5%	4%	6%	3%	2%	4%	6%	4%	9%	10%	8%	12%	6%	5%	8%
Strongly Disagree	3%	1%	4%	2%	2%	3%	5%	6%	2%	3%	3%	3%	2%	1%	2%	3%	2%	4%	4%	3%	4%	3%	2%	3%
Percent who answered question	72%	71%	72%	87%	84%	90%	100%	100%	100%	86%	84%	87%	86%	85%	88%	93%	92%	94%	93%	92%	94%	90%	89%	92%

An asterisk ( \* ) will be present in cells where 10 or fewer students answered a question, or if 10% or fewer students did not respond in the *least* sensitive manner for select questions.

Iowa Youth Survey • 2018 Henry County Results													Iowa Youth Survey • 2018 State of Iowa Results											
How much do you agree or disagree that each of the following statements is true: I can talk about the things that bother me or I don't understand with someone in my home.																								
IYS Question F5	6th Grade			8th Grade			11th Grade			All Grades			6th Grade			8th Grade			11th Grade			All Grades		
	TOTAL	M	F	TOTAL	M	F	TOTAL	M	F	TOTAL	M	F	TOTAL	M	F	TOTAL	M	F	TOTAL	M	F	TOTAL	M	F
Strongly Agree	70%	71%	69%	54%	62%	47%	46%	46%	48%	56%	60%	53%	64%	66%	62%	51%	54%	48%	42%	43%	42%	53%	55%	51%
Agree	20%	20%	19%	32%	30%	33%	31%	36%	26%	28%	29%	27%	24%	24%	25%	31%	31%	31%	37%	38%	36%	31%	31%	30%
Disagree	3%	2%	4%	9%	5%	13%	15%	8%	22%	9%	5%	14%	7%	6%	8%	12%	9%	14%	14%	13%	16%	11%	9%	12%
Strongly Disagree	6%	6%	7%	5%	3%	6%	8%	10%	5%	6%	6%	6%	4%	4%	5%	6%	5%	7%	7%	6%	7%	6%	5%	6%
Percent who answered question	73%	72%	72%	87%	84%	90%	99%	99%	100%	86%	84%	87%	86%	84%	87%	92%	91%	94%	93%	92%	94%	90%	89%	91%

Iowa Youth Survey • 2018 Henry County Results													Iowa Youth Survey • 2018 State of Iowa Results											
How much do you agree or disagree that each of the following statements is true: I can get help and support when I need it from someone in my home.																								
IYS Question F6	6th Grade			8th Grade			11th Grade			All Grades			6th Grade			8th Grade			11th Grade			All Grades		
	TOTAL	M	F	TOTAL	M	F	TOTAL	M	F	TOTAL	M	F	TOTAL	M	F	TOTAL	M	F	TOTAL	M	F	TOTAL	M	F
Strongly Agree	79%	82%	75%	58%	69%	48%	49%	51%	49%	61%	67%	55%	73%	75%	72%	59%	63%	56%	49%	51%	48%	61%	63%	59%
Agree	18%	17%	18%	33%	27%	38%	38%	39%	38%	30%	27%	33%	21%	20%	21%	30%	29%	31%	38%	38%	38%	29%	29%	30%
Disagree	0%	0%	0%	6%	4%	8%	7%	5%	9%	5%	3%	6%	4%	3%	4%	7%	5%	8%	8%	7%	10%	6%	5%	7%
Strongly Disagree	4%	1%	7%	3%	0%	6%	6%	6%	5%	4%	2%	6%	2%	2%	2%	4%	3%	5%	4%	4%	5%	4%	3%	4%
Percent who answered question	73%	72%	72%	87%	84%	90%	99%	99%	100%	86%	84%	87%	86%	85%	88%	92%	92%	94%	93%	92%	94%	90%	89%	92%

An asterisk ( \* ) will be present in cells where 10 or fewer students answered a question, or if 10% or fewer students did not respond in the least sensitive manner for select questions.

Iowa Youth Survey • 2018 Henry County Results													Iowa Youth Survey • 2018 State of Iowa Results																																			
<b>How often do the following occur:</b> A parent/guardian knows where I am and who I am with, especially in the evening and on weekends.																																																
																									6th Grade			8th Grade			11th Grade			All Grades			6th Grade			8th Grade			11th Grade			All Grades		
																									TOTAL	M	F	TOTAL	M	F	TOTAL	M	F	TOTAL	M	F	TOTAL	M	F	TOTAL	M	F	TOTAL	M	F	TOTAL	M	F
Never	8%	11%	5%	9%	12%	6%	7%	7%	6%	8%	10%	5%	8%	9%	6%	7%	9%	5%	7%	8%	5%	7%	9%	5%																								
Sometimes	5%	5%	5%	12%	13%	11%	14%	13%	15%	11%	11%	11%	6%	7%	5%	8%	9%	7%	14%	15%	12%	9%	10%	8%																								
Often	12%	11%	14%	19%	19%	18%	32%	38%	28%	21%	23%	20%	15%	19%	11%	21%	25%	17%	29%	33%	26%	22%	25%	18%																								
Always	76%	74%	77%	60%	55%	65%	47%	42%	52%	60%	56%	64%	72%	65%	78%	63%	57%	71%	50%	44%	57%	62%	55%	69%																								
Percent who answered question	68%	66%	70%	83%	80%	86%	99%	100%	99%	83%	80%	85%	85%	83%	86%	92%	91%	93%	92%	91%	94%	89%	88%	91%																								

Iowa Youth Survey • 2018 Henry County Results													Iowa Youth Survey • 2018 State of Iowa Results																																			
<b>How often do the following occur:</b> A parent/guardian checks to make sure I have done the things I am supposed to do (school, homework, household chores, get home on time, etc.).																																																
																									6th Grade			8th Grade			11th Grade			All Grades			6th Grade			8th Grade			11th Grade			All Grades		
																									TOTAL	M	F	TOTAL	M	F	TOTAL	M	F	TOTAL	M	F	TOTAL	M	F	TOTAL	M	F	TOTAL	M	F	TOTAL	M	F
Never	8%	12%	5%	13%	14%	13%	12%	12%	11%	12%	13%	10%	8%	10%	7%	9%	11%	8%	11%	11%	10%	9%	11%	8%																								
Sometimes	12%	9%	15%	11%	9%	13%	23%	18%	28%	15%	12%	18%	10%	11%	9%	15%	15%	16%	23%	23%	23%	16%	16%	16%																								
Often	13%	10%	17%	26%	25%	27%	27%	37%	18%	23%	24%	21%	21%	23%	20%	27%	28%	25%	31%	33%	29%	26%	28%	25%																								
Always	67%	69%	63%	50%	52%	48%	38%	33%	43%	50%	51%	50%	60%	57%	64%	49%	47%	51%	35%	32%	38%	48%	46%	51%																								
Percent who answered question	68%	67%	69%	83%	80%	87%	99%	100%	99%	83%	80%	85%	85%	83%	86%	92%	91%	93%	92%	91%	93%	89%	88%	91%																								

An asterisk ( \* ) will be present in cells where 10 or fewer students answered a question, or if 10% or fewer students did not respond in the least sensitive manner for select questions.

Iowa Youth Survey • 2018 Henry County Results													Iowa Youth Survey • 2018 State of Iowa Results											
How often do the following occur: A parent/guardian generally finds out if I have done something wrong.																								
IYS Question F9	6th Grade			8th Grade			11th Grade			All Grades			6th Grade			8th Grade			11th Grade			All Grades		
	TOTAL	M	F	TOTAL	M	F	TOTAL	M	F	TOTAL	M	F	TOTAL	M	F	TOTAL	M	F	TOTAL	M	F	TOTAL	M	F
Never	7%	10%	3%	8%	9%	7%	8%	8%	7%	8%	9%	6%	8%	9%	7%	8%	9%	7%	8%	9%	7%	8%	9%	7%
Sometimes	13%	9%	18%	16%	15%	16%	23%	19%	26%	17%	15%	20%	11%	12%	10%	15%	15%	16%	23%	23%	23%	16%	16%	16%
Often	23%	25%	18%	28%	27%	29%	34%	42%	25%	28%	31%	25%	26%	28%	23%	29%	31%	28%	32%	34%	31%	29%	31%	27%
Always	57%	56%	60%	48%	48%	48%	36%	30%	41%	46%	45%	49%	55%	51%	59%	47%	45%	49%	36%	34%	39%	46%	44%	49%
Percent who answered question	68%	67%	69%	83%	80%	87%	99%	99%	99%	82%	80%	85%	84%	83%	86%	92%	91%	93%	92%	91%	93%	89%	88%	90%

Iowa Youth Survey • 2018 Henry County Results													Iowa Youth Survey • 2018 State of Iowa Results											
How often do the following occur: A parent/guardian punishes me if I have done something wrong.																								
IYS Question F10	6th Grade			8th Grade			11th Grade			All Grades			6th Grade			8th Grade			11th Grade			All Grades		
	TOTAL	M	F	TOTAL	M	F	TOTAL	M	F	TOTAL	M	F	TOTAL	M	F	TOTAL	M	F	TOTAL	M	F	TOTAL	M	F
Never	11%	13%	9%	11%	12%	11%	11%	10%	11%	11%	12%	11%	11%	12%	10%	10%	11%	9%	10%	10%	9%	10%	11%	9%
Sometimes	16%	17%	14%	16%	18%	13%	25%	23%	26%	19%	19%	18%	21%	22%	20%	20%	19%	20%	24%	25%	24%	22%	22%	21%
Often	26%	23%	29%	27%	30%	25%	35%	39%	32%	30%	31%	28%	26%	27%	25%	27%	29%	26%	31%	32%	29%	28%	29%	27%
Always	47%	47%	48%	46%	40%	51%	29%	29%	30%	40%	38%	43%	42%	39%	44%	43%	41%	45%	35%	33%	38%	40%	38%	42%
Percent who answered question	68%	67%	70%	83%	80%	87%	99%	100%	99%	83%	81%	85%	84%	83%	86%	91%	90%	93%	92%	91%	93%	89%	88%	90%

An asterisk ( \* ) will be present in cells where 10 or fewer students answered a question, or if 10% or fewer students did not respond in the *least* sensitive manner for select questions.

Iowa Youth Survey • 2018 Henry County Results													Iowa Youth Survey • 2018 State of Iowa Results											
How often do the following occur: When I am doing a good job, someone in my home lets me know about it.																								
IYS Question F11	6th Grade			8th Grade			11th Grade			All Grades			6th Grade			8th Grade			11th Grade			All Grades		
	TOTAL	M	F	TOTAL	M	F	TOTAL	M	F	TOTAL	M	F	TOTAL	M	F	TOTAL	M	F	TOTAL	M	F	TOTAL	M	F
	Never	11%	12%	11%	15%	15%	15%	18%	18%	17%	15%	15%	15%	13%	14%	12%	15%	15%	14%	15%	15%	15%	14%	15%
Sometimes	20%	21%	20%	24%	18%	29%	26%	23%	30%	24%	20%	27%	21%	22%	20%	26%	25%	27%	30%	30%	30%	26%	25%	26%
Often	19%	17%	20%	26%	26%	25%	31%	35%	29%	26%	26%	25%	23%	24%	22%	25%	27%	24%	28%	30%	26%	25%	27%	24%
Always	50%	50%	50%	36%	41%	30%	25%	25%	24%	36%	38%	33%	43%	40%	46%	34%	33%	35%	27%	25%	29%	35%	33%	37%
Percent who answered question	68%	66%	70%	83%	80%	85%	99%	100%	99%	82%	80%	84%	84%	83%	86%	91%	90%	93%	92%	91%	93%	89%	88%	90%

Iowa Youth Survey • 2018 Henry County Results													Iowa Youth Survey • 2018 State of Iowa Results											
How often do the following occur: Someone in my home helps me with my homework.																								
IYS Question F12	6th Grade			8th Grade			11th Grade			All Grades			6th Grade			8th Grade			11th Grade			All Grades		
	TOTAL	M	F	TOTAL	M	F	TOTAL	M	F	TOTAL	M	F	TOTAL	M	F	TOTAL	M	F	TOTAL	M	F	TOTAL	M	F
	Never	14%	16%	12%	20%	20%	21%	37%	35%	39%	24%	23%	25%	15%	17%	13%	22%	22%	21%	35%	36%	34%	24%	25%
Sometimes	16%	16%	17%	28%	26%	29%	29%	27%	32%	25%	24%	27%	23%	24%	22%	28%	27%	28%	32%	31%	33%	27%	27%	27%
Often	23%	20%	26%	23%	26%	21%	20%	21%	18%	22%	23%	21%	21%	22%	21%	21%	22%	20%	17%	17%	16%	20%	20%	19%
Always	47%	49%	45%	29%	28%	29%	14%	17%	10%	29%	30%	27%	42%	38%	45%	30%	29%	31%	16%	16%	17%	30%	28%	31%
Percent who answered question	67%	66%	69%	82%	79%	85%	99%	100%	99%	82%	80%	84%	84%	82%	85%	91%	90%	93%	92%	91%	93%	89%	88%	90%

An asterisk ( \* ) will be present in cells where 10 or fewer students answered a question, or if 10% or fewer students did not respond in the *least* sensitive manner for select questions.

Iowa Youth Survey • 2018 Henry County Results													Iowa Youth Survey • 2018 State of Iowa Results											
How often do the following occur: At least one of my parents/guardians goes to school activities that I am involved in.																								
IYS Question F13	6th Grade			8th Grade			11th Grade			All Grades			6th Grade			8th Grade			11th Grade			All Grades		
	TOTAL	M	F	TOTAL	M	F	TOTAL	M	F	TOTAL	M	F	TOTAL	M	F	TOTAL	M	F	TOTAL	M	F	TOTAL	M	F
	Never	17%	22%	12%	16%	18%	14%	21%	18%	22%	18%	19%	16%	23%	26%	19%	20%	23%	17%	20%	22%	18%	21%	24%
Sometimes	17%	16%	17%	17%	15%	19%	18%	18%	18%	17%	16%	18%	19%	21%	18%	16%	15%	16%	18%	17%	18%	18%	18%	17%
Often	13%	13%	14%	19%	18%	19%	23%	29%	17%	18%	20%	17%	16%	16%	16%	20%	20%	20%	22%	23%	21%	19%	20%	19%
Always	53%	49%	58%	48%	48%	48%	39%	35%	43%	46%	44%	48%	42%	37%	47%	44%	41%	46%	40%	39%	42%	42%	39%	45%
Percent who answered question	68%	66%	70%	83%	80%	86%	99%	99%	99%	82%	80%	85%	83%	81%	85%	91%	90%	92%	92%	91%	93%	88%	87%	90%

Iowa Youth Survey • 2018 Henry County Results													Iowa Youth Survey • 2018 State of Iowa Results											
How wrong would your parents/guardians feel it would be for you to: Drink beer, wine, alcoholic drinks, or hard liquor (for example vodka, whiskey, rum, tequila, gin) without their permission?																								
IYS Question F14	6th Grade			8th Grade			11th Grade			All Grades			6th Grade			8th Grade			11th Grade			All Grades		
	TOTAL	M	F	TOTAL	M	F	TOTAL	M	F	TOTAL	M	F	TOTAL	M	F	TOTAL	M	F	TOTAL	M	F	TOTAL	M	F
	Very Wrong	90%	89%	89%	80%	80%	81%	50%	53%	47%	73%	74%	72%	89%	87%	90%	81%	80%	82%	57%	56%	58%	76%	75%
Wrong	7%	5%	9%	11%	10%	12%	23%	18%	26%	14%	11%	16%	7%	7%	6%	12%	12%	11%	22%	22%	23%	13%	13%	13%
A Little Wrong	1%	1%	2%	6%	6%	6%	18%	17%	21%	9%	8%	10%	2%	2%	2%	4%	4%	4%	14%	14%	14%	7%	7%	6%
Not at All Wrong	1%	3%	0%	0%	0%	1%	4%	5%	3%	2%	2%	2%	1%	1%	1%	1%	1%	1%	4%	5%	3%	2%	2%	1%
Don't Know	1%	1%	0%	2%	4%	1%	5%	7%	2%	3%	4%	1%	2%	3%	2%	2%	2%	1%	3%	3%	2%	2%	3%	2%
Percent who answered question	68%	66%	70%	84%	82%	87%	99%	99%	99%	83%	81%	85%	84%	83%	86%	92%	91%	93%	92%	91%	93%	89%	88%	91%

An asterisk ( \* ) will be present in cells where 10 or fewer students answered a question, or if 10% or fewer students did not respond in the least sensitive manner for select questions.

Iowa Youth Survey • 2018 Henry County Results													Iowa Youth Survey • 2018 State of Iowa Results											
How wrong would your parents/guardians feel it would be for you to: Smoke cigarettes?																								
IYS Question F15	6th Grade			8th Grade			11th Grade			All Grades			6th Grade			8th Grade			11th Grade			All Grades		
	TOTAL	M	F	TOTAL	M	F	TOTAL	M	F	TOTAL	M	F	TOTAL	M	F	TOTAL	M	F	TOTAL	M	F	TOTAL	M	F
Very Wrong	93%	92%	94%	86%	85%	88%	82%	81%	84%	87%	86%	88%	92%	91%	92%	89%	88%	91%	82%	80%	84%	88%	86%	89%
Wrong	5%	4%	6%	9%	8%	10%	11%	8%	13%	8%	7%	10%	5%	5%	5%	7%	8%	7%	12%	13%	12%	8%	8%	8%
A Little Wrong	1%	1%	0%	2%	4%	1%	2%	4%	1%	2%	3%	1%	1%	1%	1%	1%	1%	1%	3%	3%	2%	2%	2%	1%
Not at All Wrong	1%	1%	0%	0%	0%	1%	1%	2%	0%	1%	1%	0%	1%	1%	1%	1%	1%	1%	1%	2%	1%	1%	1%	1%
Don't Know	1%	1%	0%	2%	3%	1%	4%	5%	2%	2%	3%	1%	2%	2%	1%	1%	2%	1%	2%	3%	1%	2%	2%	1%
Percent who answered question	68%	66%	70%	84%	82%	87%	99%	99%	99%	83%	81%	85%	84%	83%	86%	92%	91%	93%	92%	91%	93%	89%	88%	90%

Iowa Youth Survey • 2018 Henry County Results													Iowa Youth Survey • 2018 State of Iowa Results											
How wrong would your parents/guardians feel it would be for you to: Smoke marijuana?																								
IYS Question F16	6th Grade			8th Grade			11th Grade			All Grades			6th Grade			8th Grade			11th Grade			All Grades		
	TOTAL	M	F	TOTAL	M	F	TOTAL	M	F	TOTAL	M	F	TOTAL	M	F	TOTAL	M	F	TOTAL	M	F	TOTAL	M	F
Very Wrong	97%	96%	98%	87%	85%	89%	76%	82%	72%	86%	87%	86%	93%	92%	94%	88%	86%	89%	75%	72%	77%	85%	84%	87%
Wrong	1%	1%	2%	5%	6%	4%	8%	6%	9%	5%	5%	5%	3%	4%	3%	6%	7%	6%	13%	14%	12%	7%	8%	7%
A Little Wrong	1%	1%	0%	5%	5%	5%	7%	4%	10%	4%	3%	6%	1%	1%	1%	3%	3%	3%	7%	7%	6%	3%	4%	3%
Not at All Wrong	0%	0%	0%	1%	1%	1%	4%	2%	6%	2%	1%	2%	1%	1%	0%	1%	2%	1%	3%	3%	3%	2%	2%	2%
Don't Know	1%	1%	0%	2%	3%	1%	5%	6%	2%	3%	3%	1%	2%	2%	2%	2%	2%	1%	3%	3%	1%	2%	3%	1%
Percent who answered question	66%	64%	68%	84%	82%	87%	98%	99%	98%	82%	80%	84%	83%	82%	85%	91%	90%	92%	92%	91%	93%	88%	87%	90%

An asterisk ( \* ) will be present in cells where 10 or fewer students answered a question, or if 10% or fewer students did not respond in the least sensitive manner for select questions.



Iowa Youth Survey • 2018 Henry County Results													Iowa Youth Survey • 2018 State of Iowa Results											
How wrong would your parents/guardians feel it would be for you to: Use <u>any illegal drug other than</u> alcohol, cigarettes, or marijuana?																								
IYS Question F17	6th Grade			8th Grade			11th Grade			All Grades			6th Grade			8th Grade			11th Grade			All Grades		
	TOTAL	M	F	TOTAL	M	F	TOTAL	M	F	TOTAL	M	F	TOTAL	M	F	TOTAL	M	F	TOTAL	M	F	TOTAL	M	F
Very Wrong	97%	96%	98%	92%	88%	96%	86%	89%	85%	92%	91%	93%	95%	94%	95%	92%	91%	93%	87%	85%	90%	91%	90%	93%
Wrong	2%	3%	2%	4%	6%	2%	7%	2%	10%	4%	4%	5%	3%	3%	3%	5%	5%	4%	8%	9%	7%	5%	6%	5%
A Little Wrong	0%	0%	0%	1%	2%	1%	1%	1%	1%	1%	1%	1%	1%	1%	0%	1%	1%	1%	2%	2%	1%	1%	1%	1%
Not at All Wrong	0%	0%	0%	0%	1%	0%	1%	2%	0%	1%	1%	0%	0%	0%	0%	1%	1%	0%	1%	1%	1%	1%	1%	0%
Don't Know	1%	1%	0%	2%	3%	1%	5%	5%	3%	2%	3%	2%	2%	2%	1%	2%	2%	1%	2%	3%	1%	2%	2%	1%
Percent who answered question	68%	66%	70%	84%	82%	87%	99%	100%	99%	83%	81%	85%	84%	83%	86%	92%	91%	93%	92%	91%	93%	89%	88%	90%

Iowa Youth Survey • 2018 Henry County Results													Iowa Youth Survey • 2018 State of Iowa Results											
How wrong would your parents/guardians feel it would be for you to: Misuse prescription drugs, whether they are yours or someone else's?																								
IYS Question F18	6th Grade			8th Grade			11th Grade			All Grades			6th Grade			8th Grade			11th Grade			All Grades		
	TOTAL	M	F	TOTAL	M	F	TOTAL	M	F	TOTAL	M	F	TOTAL	M	F	TOTAL	M	F	TOTAL	M	F	TOTAL	M	F
Very Wrong	94%	95%	94%	89%	87%	91%	86%	89%	85%	90%	90%	90%	93%	92%	94%	90%	89%	92%	86%	83%	88%	90%	88%	91%
Wrong	4%	3%	6%	5%	6%	4%	6%	2%	9%	5%	4%	6%	4%	5%	4%	6%	7%	6%	9%	10%	9%	7%	7%	6%
A Little Wrong	0%	0%	0%	2%	3%	2%	2%	2%	2%	2%	2%	2%	1%	1%	1%	1%	1%	1%	2%	2%	1%	1%	1%	1%
Not at All Wrong	0%	0%	0%	1%	0%	2%	1%	1%	0%	1%	0%	1%	0%	0%	0%	1%	1%	0%	1%	1%	1%	1%	1%	1%
Don't Know	1%	3%	0%	2%	4%	1%	5%	5%	3%	3%	4%	2%	2%	2%	1%	2%	2%	1%	2%	3%	1%	2%	3%	1%
Percent who answered question	68%	66%	70%	84%	82%	86%	99%	100%	98%	83%	81%	84%	84%	83%	86%	92%	91%	93%	92%	91%	93%	89%	88%	90%

An asterisk ( \* ) will be present in cells where 10 or fewer students answered a question, or if 10% or fewer students did not respond in the *least* sensitive manner for select questions.

Iowa Youth Survey • 2018 Henry County Results													Iowa Youth Survey • 2018 State of Iowa Results											
How wrong would your parents/guardians feel it would be for you to: Start a physical fight with someone?																								
IYS Question F19	6th Grade			8th Grade			11th Grade			All Grades			6th Grade			8th Grade			11th Grade			All Grades		
	TOTAL	M	F	TOTAL	M	F	TOTAL	M	F	TOTAL	M	F	TOTAL	M	F	TOTAL	M	F	TOTAL	M	F	TOTAL	M	F
Very Wrong	80%	78%	82%	64%	63%	64%	49%	47%	52%	63%	62%	64%	74%	70%	79%	63%	58%	68%	55%	47%	63%	64%	59%	70%
Wrong	11%	11%	12%	18%	15%	20%	22%	16%	28%	17%	14%	21%	15%	18%	13%	20%	21%	19%	22%	23%	21%	19%	21%	17%
A Little Wrong	6%	11%	2%	11%	15%	8%	16%	22%	10%	11%	16%	7%	6%	8%	4%	12%	14%	10%	16%	20%	12%	11%	14%	8%
Not at All Wrong	1%	0%	2%	3%	2%	5%	8%	8%	8%	4%	3%	5%	2%	2%	1%	3%	3%	2%	4%	6%	3%	3%	4%	2%
Don't Know	2%	1%	3%	4%	5%	3%	5%	7%	2%	4%	5%	3%	2%	3%	2%	3%	3%	2%	3%	4%	2%	3%	3%	2%
Percent who answered question	68%	66%	70%	84%	82%	86%	99%	99%	99%	83%	81%	85%	84%	83%	86%	92%	91%	93%	92%	91%	93%	89%	88%	90%

Iowa Youth Survey • 2018 Henry County Results													Iowa Youth Survey • 2018 State of Iowa Results											
How wrong would your parents/guardians feel it would be for you to: Go to a party where kids under 21 were using alcohol?																								
IYS Question F20	6th Grade			8th Grade			11th Grade			All Grades			6th Grade			8th Grade			11th Grade			All Grades		
	TOTAL	M	F	TOTAL	M	F	TOTAL	M	F	TOTAL	M	F	TOTAL	M	F	TOTAL	M	F	TOTAL	M	F	TOTAL	M	F
Very Wrong	92%	92%	92%	77%	74%	81%	57%	63%	52%	75%	76%	74%	91%	89%	92%	83%	82%	85%	63%	62%	65%	80%	78%	81%
Wrong	6%	5%	8%	14%	15%	13%	23%	17%	28%	15%	13%	16%	6%	6%	5%	10%	11%	10%	20%	20%	20%	12%	12%	11%
A Little Wrong	0%	0%	0%	6%	7%	5%	12%	11%	13%	6%	6%	6%	1%	2%	1%	3%	3%	3%	11%	11%	11%	5%	5%	5%
Not at All Wrong	1%	1%	0%	1%	1%	1%	3%	2%	5%	2%	2%	2%	1%	1%	1%	1%	1%	1%	3%	4%	3%	2%	2%	1%
Don't Know	1%	1%	0%	2%	3%	1%	5%	7%	2%	3%	4%	1%	2%	2%	1%	2%	2%	1%	3%	4%	2%	2%	3%	1%
Percent who answered question	68%	66%	70%	84%	82%	87%	98%	99%	98%	83%	81%	85%	84%	83%	86%	92%	91%	93%	92%	91%	93%	89%	88%	90%

An asterisk ( \* ) will be present in cells where 10 or fewer students answered a question, or if 10% or fewer students did not respond in the *least* sensitive manner for select questions.

Iowa Youth Survey • 2018 Henry County Results													Iowa Youth Survey • 2018 State of Iowa Results											
How wrong would your parents/guardians feel it would be for you to: Go to a party where kids were using drugs?																								
IYS Question F21	6th Grade			8th Grade			11th Grade			All Grades			6th Grade			8th Grade			11th Grade			All Grades		
	TOTAL	M	F	TOTAL	M	F	TOTAL	M	F	TOTAL	M	F	TOTAL	M	F	TOTAL	M	F	TOTAL	M	F	TOTAL	M	F
Very Wrong	97%	96%	97%	87%	84%	90%	80%	82%	80%	88%	87%	89%	94%	93%	94%	89%	88%	90%	78%	77%	80%	87%	86%	88%
Wrong	2%	1%	3%	8%	9%	7%	11%	6%	15%	7%	6%	9%	4%	4%	3%	7%	7%	7%	14%	14%	14%	8%	8%	8%
A Little Wrong	1%	1%	0%	2%	4%	1%	3%	5%	2%	2%	3%	1%	1%	1%	1%	2%	2%	1%	4%	4%	4%	2%	2%	2%
Not at All Wrong	0%	0%	0%	0%	0%	1%	1%	1%	0%	0%	0%	0%	1%	1%	0%	1%	1%	1%	1%	2%	1%	1%	1%	1%
Don't Know	1%	1%	0%	2%	3%	1%	5%	6%	2%	2%	3%	1%	2%	2%	1%	2%	2%	1%	2%	3%	1%	2%	2%	1%
Percent who answered question	68%	66%	70%	84%	82%	87%	99%	99%	99%	83%	81%	85%	84%	83%	86%	92%	91%	93%	92%	91%	93%	89%	88%	90%

Section G. COMMUNITY QUESTIONS:

Iowa Youth Survey • 2018 Henry County Results													Iowa Youth Survey • 2018 State of Iowa Results											
In your neighborhood or community, how difficult do you think it would be for a kid your age to get each of the following: Cigarettes?																								
IYS Question G1	6th Grade			8th Grade			11th Grade			All Grades			6th Grade			8th Grade			11th Grade			All Grades		
	TOTAL	M	F	TOTAL	M	F	TOTAL	M	F	TOTAL	M	F	TOTAL	M	F	TOTAL	M	F	TOTAL	M	F	TOTAL	M	F
Very Hard	42%	51%	32%	29%	37%	22%	7%	7%	7%	26%	31%	20%	50%	51%	50%	30%	32%	28%	14%	16%	12%	32%	33%	30%
Hard	27%	30%	25%	28%	28%	28%	17%	18%	16%	24%	25%	23%	22%	22%	22%	28%	27%	29%	19%	19%	19%	23%	23%	24%
Easy	10%	7%	14%	22%	14%	30%	37%	34%	40%	24%	18%	29%	9%	9%	9%	21%	19%	23%	34%	32%	37%	21%	20%	23%
Very Easy	6%	3%	11%	10%	11%	10%	26%	27%	26%	15%	14%	16%	4%	4%	3%	9%	9%	8%	21%	21%	22%	11%	11%	11%
Don't Know	14%	10%	18%	10%	10%	10%	13%	14%	11%	12%	11%	13%	15%	14%	15%	12%	13%	12%	12%	13%	11%	13%	13%	13%
Percent who answered question	66%	63%	69%	83%	80%	86%	99%	99%	100%	82%	79%	85%	83%	82%	84%	91%	91%	93%	92%	91%	93%	88%	87%	90%

An asterisk ( \* ) will be present in cells where 10 or fewer students answered a question, or if 10% or fewer students did not respond in the least sensitive manner for select questions.

Iowa Youth Survey • 2018 Henry County Results													Iowa Youth Survey • 2018 State of Iowa Results																																		
In your neighborhood or community, how difficult do you think it would be for a kid your age to get each of the following: Alcoholic beverages (beer, wine, or liquor)?																																															
																								6th Grade			8th Grade			11th Grade			All Grades			6th Grade			8th Grade			11th Grade			All Grades		
																								TOTAL	M	F	TOTAL	M	F	TOTAL	M	F	TOTAL	M	F	TOTAL	M	F	TOTAL	M	F	TOTAL	M	F	TOTAL	M	F
Very Hard	42%	51%	31%	28%	35%	21%	7%	7%	7%	25%	31%	19%	49%	49%	49%	27%	30%	25%	11%	13%	9%	29%	31%	28%																							
Hard	27%	30%	23%	25%	28%	23%	14%	13%	14%	22%	24%	20%	21%	21%	21%	25%	24%	25%	15%	16%	14%	21%	21%	20%																							
Easy	13%	8%	19%	26%	14%	38%	30%	33%	28%	24%	18%	30%	11%	11%	11%	25%	23%	27%	36%	34%	37%	24%	23%	25%																							
Very Easy	6%	1%	11%	11%	12%	11%	37%	33%	43%	19%	16%	22%	4%	5%	4%	12%	11%	12%	28%	25%	31%	14%	13%	15%																							
Don't Know	13%	10%	16%	9%	10%	8%	11%	14%	8%	11%	11%	10%	14%	14%	15%	12%	12%	11%	10%	11%	8%	12%	12%	11%																							
Percent who answered question	66%	63%	68%	83%	81%	85%	99%	99%	100%	82%	80%	84%	83%	82%	84%	91%	90%	92%	92%	91%	93%	88%	87%	89%																							

Iowa Youth Survey • 2018 Henry County Results													Iowa Youth Survey • 2018 State of Iowa Results																																		
In your neighborhood or community, how difficult do you think it would be for a kid your age to get each of the following: Marijuana (pot, weed, bud, hash)?																																															
																								6th Grade			8th Grade			11th Grade			All Grades			6th Grade			8th Grade			11th Grade			All Grades		
																								TOTAL	M	F	TOTAL	M	F	TOTAL	M	F	TOTAL	M	F	TOTAL	M	F	TOTAL	M	F	TOTAL	M	F	TOTAL	M	F
Very Hard	62%	67%	55%	44%	50%	38%	14%	17%	11%	39%	44%	33%	66%	66%	65%	44%	46%	42%	16%	18%	14%	43%	44%	41%																							
Hard	20%	21%	20%	27%	24%	28%	15%	11%	18%	21%	19%	23%	13%	12%	14%	22%	21%	23%	17%	17%	17%	17%	17%	18%																							
Easy	2%	1%	3%	10%	8%	12%	33%	37%	30%	16%	16%	16%	4%	4%	4%	13%	12%	15%	30%	28%	32%	15%	14%	17%																							
Very Easy	2%	1%	3%	7%	6%	8%	22%	18%	27%	11%	9%	13%	2%	3%	2%	7%	7%	7%	24%	22%	25%	11%	10%	11%																							
Don't Know	14%	10%	18%	13%	11%	14%	16%	17%	14%	14%	13%	15%	15%	15%	16%	14%	14%	13%	13%	14%	12%	14%	14%	14%																							
Percent who answered question	66%	63%	69%	83%	80%	85%	99%	99%	100%	82%	79%	84%	82%	81%	84%	91%	90%	92%	91%	90%	93%	88%	87%	89%																							

An asterisk ( \* ) will be present in cells where 10 or fewer students answered a question, or if 10% or fewer students did not respond in the least sensitive manner for select questions.

Iowa Youth Survey • 2018 Henry County Results													Iowa Youth Survey • 2018 State of Iowa Results																																		
In your neighborhood or community, how difficult do you think it would be for a kid your age to get each of the following: <b>Methamphetamines (crank)?</b>																																															
																								6th Grade			8th Grade			11th Grade			All Grades			6th Grade			8th Grade			11th Grade			All Grades		
																								TOTAL	M	F	TOTAL	M	F	TOTAL	M	F	TOTAL	M	F	TOTAL	M	F	TOTAL	M	F	TOTAL	M	F	TOTAL	M	F
Very Hard	62%	67%	57%	53%	56%	49%	25%	24%	26%	46%	49%	43%	66%	67%	65%	52%	54%	49%	33%	37%	29%	51%	53%	48%																							
Hard	17%	16%	18%	23%	22%	24%	26%	21%	30%	22%	20%	24%	12%	11%	12%	21%	19%	23%	27%	24%	30%	20%	18%	22%																							
Easy	3%	3%	3%	5%	3%	7%	19%	24%	14%	9%	10%	8%	3%	3%	3%	7%	6%	7%	10%	9%	11%	6%	6%	7%																							
Very Easy	1%	1%	2%	5%	6%	3%	7%	5%	9%	4%	4%	5%	2%	2%	1%	3%	3%	3%	6%	6%	5%	3%	4%	3%																							
Don't Know	16%	12%	20%	15%	12%	18%	24%	26%	22%	18%	17%	20%	18%	17%	18%	18%	17%	18%	24%	23%	24%	19%	19%	20%																							
Percent who answered question	66%	63%	69%	83%	80%	85%	100%	100%	100%	82%	80%	84%	82%	81%	84%	91%	90%	92%	91%	91%	93%	88%	87%	89%																							

Iowa Youth Survey • 2018 Henry County Results													Iowa Youth Survey • 2018 State of Iowa Results																																		
In your neighborhood or community, how difficult do you think it would be for a kid your age to get each of the following: <b>Amphetamines <u>other than</u> methamphetamines (like stimulants, uppers, speed)?</b>																																															
																								6th Grade			8th Grade			11th Grade			All Grades			6th Grade			8th Grade			11th Grade			All Grades		
																								TOTAL	M	F	TOTAL	M	F	TOTAL	M	F	TOTAL	M	F	TOTAL	M	F	TOTAL	M	F	TOTAL	M	F	TOTAL	M	F
Very Hard	61%	63%	58%	50%	56%	43%	25%	23%	27%	44%	47%	42%	65%	66%	65%	51%	54%	48%	33%	37%	29%	50%	53%	48%																							
Hard	18%	21%	15%	25%	23%	25%	27%	24%	30%	23%	23%	24%	12%	12%	12%	21%	20%	23%	26%	24%	29%	20%	18%	21%																							
Easy	3%	4%	2%	6%	3%	8%	14%	18%	10%	8%	8%	7%	3%	3%	3%	7%	6%	7%	11%	10%	12%	7%	6%	7%																							
Very Easy	3%	1%	5%	4%	5%	2%	9%	6%	11%	5%	4%	6%	2%	2%	1%	3%	3%	3%	6%	6%	6%	4%	4%	3%																							
Don't Know	16%	11%	20%	17%	12%	22%	25%	29%	22%	19%	17%	21%	18%	17%	19%	18%	17%	18%	24%	23%	24%	20%	19%	20%																							
Percent who answered question	66%	63%	69%	83%	80%	85%	99%	99%	100%	82%	79%	84%	82%	81%	84%	91%	90%	92%	92%	91%	93%	88%	87%	89%																							

An asterisk ( \* ) will be present in cells where 10 or fewer students answered a question, or if 10% or fewer students did not respond in the *least* sensitive manner for select questions.

Iowa Youth Survey • 2018 Henry County Results													Iowa Youth Survey • 2018 State of Iowa Results																																		
In your neighborhood or community, how difficult do you think it would be for a kid your age to get each of the following: Any other illegal drug (cocaine, etc.)?																																															
																								6th Grade			8th Grade			11th Grade			All Grades			6th Grade			8th Grade			11th Grade			All Grades		
																								TOTAL	M	F	TOTAL	M	F	TOTAL	M	F	TOTAL	M	F	TOTAL	M	F	TOTAL	M	F	TOTAL	M	F	TOTAL	M	F
Very Hard	65%	71%	58%	54%	63%	46%	26%	29%	25%	48%	54%	42%	67%	68%	66%	51%	54%	48%	33%	37%	29%	51%	53%	48%																							
Hard	16%	16%	17%	23%	18%	28%	24%	19%	28%	21%	18%	25%	12%	12%	13%	21%	20%	23%	26%	23%	28%	20%	18%	21%																							
Easy	4%	1%	6%	8%	4%	11%	17%	20%	14%	10%	9%	11%	3%	3%	4%	8%	7%	10%	13%	12%	15%	8%	7%	9%																							
Very Easy	1%	1%	2%	4%	4%	3%	10%	5%	15%	5%	4%	7%	2%	2%	2%	4%	4%	4%	7%	7%	6%	4%	4%	4%																							
Don't Know	14%	10%	18%	12%	11%	13%	23%	27%	18%	16%	16%	16%	15%	15%	15%	16%	16%	15%	22%	22%	22%	17%	17%	17%																							
Percent who answered question	67%	63%	70%	83%	81%	84%	100%	100%	100%	82%	80%	84%	83%	82%	84%	91%	90%	92%	92%	91%	93%	88%	87%	89%																							

Iowa Youth Survey • 2018 Henry County Results													Iowa Youth Survey • 2018 State of Iowa Results																																		
In your neighborhood or community, how difficult do you think it would be for a kid your age to get each of the following: A handgun?																																															
																								6th Grade			8th Grade			11th Grade			All Grades			6th Grade			8th Grade			11th Grade			All Grades		
																								TOTAL	M	F	TOTAL	M	F	TOTAL	M	F	TOTAL	M	F	TOTAL	M	F	TOTAL	M	F	TOTAL	M	F	TOTAL	M	F
Very Hard	47%	56%	36%	38%	44%	32%	25%	31%	20%	36%	44%	29%	56%	55%	56%	41%	43%	39%	30%	33%	26%	42%	44%	41%																							
Hard	28%	22%	34%	28%	29%	27%	22%	21%	22%	26%	25%	27%	19%	19%	19%	27%	25%	29%	27%	25%	28%	24%	23%	25%																							
Easy	6%	4%	8%	15%	9%	20%	23%	21%	24%	15%	12%	18%	7%	8%	7%	13%	12%	14%	16%	14%	18%	12%	11%	13%																							
Very Easy	4%	3%	6%	8%	6%	10%	13%	10%	17%	9%	6%	11%	3%	4%	3%	5%	6%	5%	7%	8%	7%	5%	6%	5%																							
Don't Know	15%	15%	16%	12%	11%	12%	17%	17%	17%	14%	14%	15%	15%	14%	16%	14%	14%	14%	20%	19%	21%	16%	16%	17%																							
Percent who answered question	66%	63%	68%	83%	81%	84%	100%	100%	100%	82%	80%	84%	83%	82%	84%	91%	90%	92%	92%	91%	93%	88%	87%	89%																							

An asterisk ( \* ) will be present in cells where 10 or fewer students answered a question, or if 10% or fewer students did not respond in the *least* sensitive manner for select questions.

Iowa Youth Survey • 2018 Henry County Results													Iowa Youth Survey • 2018 State of Iowa Results											
In your neighborhood or community, how difficult do you think it would be for a kid your age to get each of the following: Prescription medication that is not prescribed for you by a doctor or nurse?																								
IYS Question G8	6th Grade			8th Grade			11th Grade			All Grades			6th Grade			8th Grade			11th Grade			All Grades		
	TOTAL	M	F	TOTAL	M	F	TOTAL	M	F	TOTAL	M	F	TOTAL	M	F	TOTAL	M	F	TOTAL	M	F	TOTAL	M	F
	Very Hard	51%	63%	38%	37%	47%	27%	22%	25%	20%	36%	45%	28%	52%	54%	51%	35%	39%	31%	22%	26%	18%	37%	40%
Hard	17%	16%	18%	23%	22%	25%	14%	14%	14%	19%	18%	19%	18%	17%	19%	23%	22%	23%	21%	21%	22%	21%	20%	21%
Easy	10%	8%	12%	17%	10%	24%	26%	24%	27%	18%	14%	22%	9%	8%	9%	18%	15%	21%	24%	21%	28%	17%	15%	19%
Very Easy	6%	1%	12%	11%	9%	14%	17%	17%	18%	12%	9%	15%	5%	5%	5%	10%	9%	11%	13%	12%	15%	9%	8%	10%
Don't Know	15%	11%	18%	11%	11%	11%	21%	20%	20%	15%	14%	16%	16%	16%	16%	15%	15%	14%	19%	20%	17%	16%	17%	16%
Percent who answered question	66%	63%	69%	83%	81%	85%	100%	100%	100%	82%	80%	84%	83%	81%	84%	91%	90%	92%	92%	91%	93%	88%	87%	89%

Iowa Youth Survey • 2018 Henry County Results													Iowa Youth Survey • 2018 State of Iowa Results											
How wrong would most adults in your neighborhood and/or community feel it would be for you to: Drink beer, wine, alcoholic drinks, or hard liquor (for example vodka, whiskey, rum, tequila, gin)?																								
IYS Question G9	6th Grade			8th Grade			11th Grade			All Grades			6th Grade			8th Grade			11th Grade			All Grades		
	TOTAL	M	F	TOTAL	M	F	TOTAL	M	F	TOTAL	M	F	TOTAL	M	F	TOTAL	M	F	TOTAL	M	F	TOTAL	M	F
	Very Wrong	80%	77%	82%	67%	72%	63%	37%	40%	34%	60%	63%	57%	79%	78%	80%	67%	68%	68%	45%	43%	47%	64%	63%
Wrong	10%	14%	7%	17%	14%	21%	31%	20%	42%	20%	16%	25%	12%	12%	11%	19%	18%	20%	30%	28%	31%	20%	19%	20%
A Little Wrong	3%	3%	3%	5%	3%	6%	13%	13%	13%	7%	6%	8%	3%	3%	2%	4%	4%	5%	13%	13%	13%	6%	7%	6%
Not Wrong At All	1%	1%	0%	1%	1%	1%	5%	8%	1%	2%	4%	1%	1%	1%	1%	1%	2%	1%	3%	4%	2%	2%	2%	1%
Don't Know	6%	4%	8%	10%	11%	10%	15%	18%	10%	11%	11%	10%	6%	6%	6%	8%	8%	7%	10%	12%	8%	8%	9%	7%
Percent who answered question	63%	62%	65%	81%	78%	85%	99%	99%	100%	80%	78%	83%	82%	81%	84%	91%	90%	92%	91%	90%	92%	88%	87%	89%

An asterisk ( \* ) will be present in cells where 10 or fewer students answered a question, or if 10% or fewer students did not respond in the least sensitive manner for select questions.

Iowa Youth Survey • 2018 Henry County Results													Iowa Youth Survey • 2018 State of Iowa Results											
How wrong would most adults in your neighborhood and/or community feel it would be for you to: Smoke cigarettes?																								
IYS Question G10	6th Grade			8th Grade			11th Grade			All Grades			6th Grade			8th Grade			11th Grade			All Grades		
	TOTAL	M	F	TOTAL	M	F	TOTAL	M	F	TOTAL	M	F	TOTAL	M	F	TOTAL	M	F	TOTAL	M	F	TOTAL	M	F
	Very Wrong	76%	77%	74%	74%	76%	73%	49%	46%	52%	66%	66%	66%	80%	80%	81%	72%	72%	72%	57%	55%	59%	70%	69%
Wrong	13%	11%	16%	14%	12%	17%	29%	25%	33%	19%	16%	22%	11%	11%	11%	16%	16%	17%	26%	25%	26%	17%	17%	18%
A Little Wrong	4%	7%	2%	2%	1%	2%	5%	7%	3%	4%	5%	2%	2%	2%	2%	3%	3%	3%	6%	7%	6%	4%	4%	4%
Not at All Wrong	1%	1%	0%	1%	1%	1%	2%	2%	1%	1%	2%	1%	1%	1%	1%	1%	1%	1%	2%	2%	1%	1%	1%	1%
Don't Know	5%	3%	8%	9%	11%	7%	16%	19%	10%	10%	11%	8%	6%	6%	5%	7%	8%	7%	9%	11%	7%	8%	8%	7%
Percent who answered question	64%	62%	66%	81%	78%	84%	99%	99%	100%	80%	78%	83%	82%	81%	83%	91%	90%	92%	91%	90%	92%	87%	86%	89%

Iowa Youth Survey • 2018 Henry County Results													Iowa Youth Survey • 2018 State of Iowa Results											
How wrong would most adults in your neighborhood and/or community feel it would be for you to: Smoke marijuana?																								
IYS Question G11	6th Grade			8th Grade			11th Grade			All Grades			6th Grade			8th Grade			11th Grade			All Grades		
	TOTAL	M	F	TOTAL	M	F	TOTAL	M	F	TOTAL	M	F	TOTAL	M	F	TOTAL	M	F	TOTAL	M	F	TOTAL	M	F
	Very Wrong	84%	83%	85%	75%	77%	73%	52%	52%	53%	70%	70%	69%	85%	84%	85%	75%	74%	75%	59%	56%	61%	73%	72%
Wrong	8%	10%	7%	13%	9%	17%	25%	22%	30%	16%	14%	19%	7%	7%	8%	13%	13%	14%	23%	22%	23%	14%	14%	14%
A Little Wrong	2%	3%	0%	3%	3%	2%	4%	5%	3%	3%	4%	2%	1%	2%	1%	3%	3%	3%	7%	7%	6%	4%	4%	3%
Not at All Wrong	1%	0%	2%	1%	0%	1%	3%	4%	3%	2%	1%	2%	1%	1%	1%	1%	1%	1%	2%	3%	2%	1%	2%	1%
Don't Know	5%	4%	7%	9%	11%	7%	15%	18%	10%	10%	11%	8%	6%	6%	6%	7%	8%	7%	10%	12%	8%	8%	9%	7%
Percent who answered question	63%	62%	64%	81%	78%	83%	99%	99%	100%	80%	78%	82%	81%	80%	83%	90%	89%	91%	91%	90%	92%	87%	86%	88%

An asterisk ( \* ) will be present in cells where 10 or fewer students answered a question, or if 10% or fewer students did not respond in the least sensitive manner for select questions.



Iowa Youth Survey • 2018 Henry County Results													Iowa Youth Survey • 2018 State of Iowa Results											
How wrong would most adults in your neighborhood and/or community feel it would be for you to: Use <u>any illegal drug other than</u> alcohol, cigarettes, or marijuana?																								
IYS Question G12	6th Grade			8th Grade			11th Grade			All Grades			6th Grade			8th Grade			11th Grade			All Grades		
	TOTAL	M	F	TOTAL	M	F	TOTAL	M	F	TOTAL	M	F	TOTAL	M	F	TOTAL	M	F	TOTAL	M	F	TOTAL	M	F
	Very Wrong	85%	83%	87%	80%	82%	77%	60%	58%	64%	75%	74%	75%	86%	86%	86%	78%	77%	78%	67%	64%	69%	77%	76%
Wrong	7%	10%	5%	11%	7%	15%	21%	19%	23%	13%	12%	15%	7%	6%	7%	12%	12%	13%	19%	19%	20%	13%	12%	13%
A Little Wrong	2%	3%	2%	1%	0%	1%	2%	2%	2%	2%	2%	2%	1%	1%	1%	2%	2%	2%	3%	4%	2%	2%	2%	2%
Not at All Wrong	0%	0%	0%	0%	0%	0%	1%	1%	1%	0%	0%	0%	1%	1%	0%	1%	1%	1%	1%	2%	1%	1%	1%	1%
Don't Know	5%	4%	7%	9%	11%	7%	16%	19%	10%	10%	12%	8%	6%	6%	5%	7%	8%	7%	10%	11%	8%	8%	8%	7%
Percent who answered question	63%	62%	65%	81%	78%	84%	99%	99%	100%	80%	78%	83%	82%	81%	83%	90%	89%	92%	91%	90%	92%	87%	86%	89%

Iowa Youth Survey • 2018 Henry County Results													Iowa Youth Survey • 2018 State of Iowa Results											
How wrong would most adults in your neighborhood and/or community feel it would be for you to: Start a physical fight with someone?																								
IYS Question G13	6th Grade			8th Grade			11th Grade			All Grades			6th Grade			8th Grade			11th Grade			All Grades		
	TOTAL	M	F	TOTAL	M	F	TOTAL	M	F	TOTAL	M	F	TOTAL	M	F	TOTAL	M	F	TOTAL	M	F	TOTAL	M	F
	Very Wrong	70%	69%	70%	59%	61%	56%	43%	39%	47%	56%	56%	56%	68%	65%	71%	58%	56%	61%	49%	43%	54%	59%	55%
Wrong	16%	13%	21%	20%	17%	23%	28%	22%	35%	22%	17%	27%	18%	18%	17%	21%	22%	21%	27%	27%	27%	22%	22%	22%
A Little Wrong	5%	10%	0%	9%	9%	9%	9%	14%	5%	8%	11%	5%	6%	8%	5%	9%	10%	8%	11%	13%	9%	9%	10%	7%
Not at All Wrong	1%	1%	2%	2%	2%	2%	4%	5%	3%	3%	3%	2%	2%	2%	1%	2%	3%	2%	3%	4%	2%	2%	3%	2%
Don't Know	7%	7%	7%	10%	11%	10%	16%	20%	10%	11%	13%	9%	7%	7%	6%	9%	9%	8%	10%	12%	8%	8%	10%	7%
Percent who answered question	63%	62%	65%	81%	78%	84%	99%	99%	100%	80%	78%	83%	82%	81%	83%	90%	89%	92%	91%	90%	92%	87%	86%	89%

An asterisk ( \* ) will be present in cells where 10 or fewer students answered a question, or if 10% or fewer students did not respond in the *least* sensitive manner for select questions.

Iowa Youth Survey • 2018 Henry County Results													Iowa Youth Survey • 2018 State of Iowa Results											
How wrong would most adults in your neighborhood and/or community feel it would be for you to: Go to a party where kids under 21 were using alcohol?																								
IYS Question G14	6th Grade			8th Grade			11th Grade			All Grades			6th Grade			8th Grade			11th Grade			All Grades		
	TOTAL	M	F	TOTAL	M	F	TOTAL	M	F	TOTAL	M	F	TOTAL	M	F	TOTAL	M	F	TOTAL	M	F	TOTAL	M	F
	Very Wrong	82%	85%	79%	70%	71%	70%	45%	46%	44%	65%	66%	63%	82%	81%	83%	71%	71%	71%	52%	51%	54%	69%	68%
Wrong	10%	8%	13%	13%	14%	13%	28%	19%	36%	17%	14%	21%	9%	9%	9%	16%	15%	16%	26%	25%	26%	17%	16%	17%
A Little Wrong	1%	1%	0%	6%	5%	7%	8%	8%	8%	5%	5%	6%	2%	2%	2%	4%	4%	4%	10%	9%	10%	5%	5%	5%
Not at All Wrong	2%	3%	2%	1%	0%	1%	4%	7%	1%	2%	3%	1%	1%	1%	1%	2%	2%	1%	3%	3%	2%	2%	2%	1%
Don't Know	4%	3%	7%	10%	11%	9%	16%	19%	10%	10%	11%	9%	6%	6%	6%	8%	8%	7%	10%	12%	8%	8%	9%	7%
Percent who answered question	63%	62%	65%	81%	78%	84%	99%	99%	100%	80%	78%	83%	82%	81%	83%	91%	89%	92%	91%	90%	92%	87%	86%	89%

Iowa Youth Survey • 2018 Henry County Results													Iowa Youth Survey • 2018 State of Iowa Results											
How wrong would most adults in your neighborhood and/or community feel it would be for you to: Go to a party where kids were using drugs?																								
IYS Question G15	6th Grade			8th Grade			11th Grade			All Grades			6th Grade			8th Grade			11th Grade			All Grades		
	TOTAL	M	F	TOTAL	M	F	TOTAL	M	F	TOTAL	M	F	TOTAL	M	F	TOTAL	M	F	TOTAL	M	F	TOTAL	M	F
	Very Wrong	85%	86%	84%	76%	75%	76%	56%	53%	60%	72%	71%	73%	85%	84%	85%	75%	75%	75%	61%	59%	63%	74%	73%
Wrong	8%	8%	8%	13%	12%	15%	24%	20%	27%	15%	14%	18%	7%	7%	8%	13%	13%	14%	23%	22%	23%	14%	14%	15%
A Little Wrong	2%	3%	2%	2%	3%	0%	3%	6%	1%	2%	4%	1%	1%	2%	1%	3%	2%	3%	5%	5%	5%	3%	3%	3%
Not at All Wrong	0%	0%	0%	1%	0%	1%	1%	1%	1%	1%	0%	1%	1%	1%	1%	1%	1%	1%	2%	2%	1%	1%	1%	1%
Don't Know	4%	3%	6%	9%	11%	8%	16%	19%	10%	10%	11%	8%	6%	6%	6%	8%	8%	7%	10%	12%	8%	8%	9%	7%
Percent who answered question	64%	62%	66%	81%	78%	84%	99%	99%	100%	80%	78%	83%	82%	81%	83%	90%	89%	92%	91%	90%	92%	87%	86%	89%

An asterisk ( \* ) will be present in cells where 10 or fewer students answered a question, or if 10% or fewer students did not respond in the least sensitive manner for select questions.

Iowa Youth Survey • 2018 Henry County Results													Iowa Youth Survey • 2018 State of Iowa Results																																			
How wrong would most adults in your neighborhood and/or community feel it would be for you to: Use prescription drugs that were not prescribed for you, or in a way other than the directions?  IYS Question G16																																																
																									6th Grade			8th Grade			11th Grade			All Grades			6th Grade			8th Grade			11th Grade			All Grades		
																									TOTAL	M	F	TOTAL	M	F	TOTAL	M	F	TOTAL	M	F	TOTAL	M	F	TOTAL	M	F	TOTAL	M	F	TOTAL	M	F
Very Wrong	82%	82%	82%	76%	79%	73%	58%	59%	58%	72%	73%	70%	82%	81%	83%	74%	74%	74%	63%	60%	65%	73%	72%	74%																								
Wrong	10%	11%	8%	13%	7%	18%	21%	17%	26%	15%	12%	18%	9%	9%	9%	15%	14%	15%	22%	22%	22%	15%	15%	15%																								
A Little Wrong	2%	3%	2%	2%	2%	1%	4%	4%	5%	3%	3%	2%	2%	2%	1%	2%	2%	3%	4%	4%	3%	3%	3%	2%																								
Not at All Wrong	1%	0%	2%	1%	0%	1%	1%	1%	1%	1%	0%	1%	1%	1%	1%	1%	1%	1%	1%	2%	1%	1%	1%	1%																								
Don't Know	5%	4%	7%	9%	12%	7%	16%	19%	10%	10%	12%	8%	6%	7%	6%	8%	8%	7%	10%	12%	8%	8%	9%	7%																								
Percent who answered question	63%	62%	65%	81%	78%	84%	99%	99%	100%	80%	78%	83%	82%	81%	83%	90%	89%	92%	91%	90%	92%	87%	86%	89%																								

Iowa Youth Survey • 2018 Henry County Results													Iowa Youth Survey • 2018 State of Iowa Results																																			
How wrong would most adults in your neighborhood and/or community feel it would be for you to: Use over the counter medications in a way other than the directions?  IYS Question G17																																																
																									6th Grade			8th Grade			11th Grade			All Grades			6th Grade			8th Grade			11th Grade			All Grades		
																									TOTAL	M	F	TOTAL	M	F	TOTAL	M	F	TOTAL	M	F	TOTAL	M	F	TOTAL	M	F	TOTAL	M	F	TOTAL	M	F
Very Wrong	81%	79%	84%	71%	76%	67%	56%	55%	58%	69%	70%	68%	81%	80%	82%	73%	73%	73%	62%	59%	64%	72%	71%	73%																								
Wrong	9%	11%	7%	15%	9%	20%	22%	18%	27%	16%	13%	19%	10%	10%	10%	15%	15%	15%	23%	23%	23%	16%	16%	16%																								
A Little Wrong	3%	4%	2%	4%	3%	4%	3%	5%	2%	3%	4%	3%	2%	2%	2%	3%	2%	3%	4%	5%	4%	3%	3%	3%																								
Not at All Wrong	1%	0%	2%	1%	0%	1%	2%	2%	2%	1%	1%	2%	1%	1%	1%	1%	1%	1%	1%	2%	1%	1%	1%	1%																								
Don't Know	6%	6%	7%	10%	12%	8%	16%	19%	10%	11%	12%	8%	7%	7%	6%	8%	8%	7%	10%	12%	8%	8%	9%	7%																								
Percent who answered question	63%	62%	65%	81%	78%	84%	99%	99%	100%	80%	78%	83%	81%	80%	83%	90%	89%	92%	91%	90%	92%	87%	86%	88%																								

An asterisk ( \* ) will be present in cells where 10 or fewer students answered a question, or if 10% or fewer students did not respond in the *least* sensitive manner for select questions.

Iowa Youth Survey • 2018 Henry County Results													Iowa Youth Survey • 2018 State of Iowa Results											
How much do you agree or disagree that each of the following statements is true: My neighborhood is a safe place to live.																								
IYS Question G18	6th Grade			8th Grade			11th Grade			All Grades			6th Grade			8th Grade			11th Grade			All Grades		
	TOTAL	M	F	TOTAL	M	F	TOTAL	M	F	TOTAL	M	F	TOTAL	M	F	TOTAL	M	F	TOTAL	M	F	TOTAL	M	F
Strongly Agree	62%	65%	58%	55%	63%	47%	37%	42%	34%	51%	57%	45%	60%	62%	58%	53%	57%	50%	47%	51%	44%	54%	57%	51%
Agree	32%	29%	34%	36%	29%	42%	51%	48%	55%	40%	35%	44%	33%	31%	34%	39%	36%	42%	45%	42%	49%	39%	36%	42%
Disagree	5%	6%	5%	9%	7%	10%	7%	6%	8%	7%	6%	8%	5%	5%	6%	6%	5%	7%	6%	5%	6%	6%	5%	6%
Strongly Disagree	2%	0%	3%	1%	0%	2%	5%	5%	3%	2%	2%	3%	2%	2%	2%	2%	2%	2%	2%	3%	2%	2%	2%	2%
Percent who answered question	63%	63%	63%	81%	78%	84%	100%	100%	100%	80%	78%	82%	82%	81%	83%	90%	89%	92%	91%	90%	92%	87%	86%	89%

Iowa Youth Survey • 2018 Henry County Results													Iowa Youth Survey • 2018 State of Iowa Results											
How much do you agree or disagree that each of the following statements is true: In my neighborhood there are lots of fights, crime, or illegal drugs.																								
IYS Question G19	6th Grade			8th Grade			11th Grade			All Grades			6th Grade			8th Grade			11th Grade			All Grades		
	TOTAL	M	F	TOTAL	M	F	TOTAL	M	F	TOTAL	M	F	TOTAL	M	F	TOTAL	M	F	TOTAL	M	F	TOTAL	M	F
Strongly Agree	5%	7%	3%	9%	15%	4%	4%	6%	2%	7%	10%	3%	7%	8%	5%	6%	8%	5%	6%	8%	4%	6%	8%	5%
Agree	4%	4%	3%	8%	6%	9%	10%	11%	10%	8%	7%	8%	6%	6%	6%	8%	8%	8%	9%	10%	9%	8%	8%	7%
Disagree	21%	19%	23%	26%	21%	30%	26%	24%	27%	24%	21%	27%	22%	21%	23%	27%	25%	28%	31%	30%	33%	26%	25%	28%
Strongly Disagree	70%	70%	70%	57%	58%	57%	60%	59%	60%	62%	62%	61%	66%	66%	66%	59%	59%	59%	54%	53%	55%	60%	59%	60%
Percent who answered question	64%	63%	64%	81%	78%	83%	99%	99%	100%	80%	78%	82%	81%	80%	83%	90%	89%	91%	91%	90%	92%	87%	86%	88%

An asterisk ( \* ) will be present in cells where 10 or fewer students answered a question, or if 10% or fewer students did not respond in the *least* sensitive manner for select questions.

Iowa Youth Survey • 2018 Henry County Results													Iowa Youth Survey • 2018 State of Iowa Results																																		
How much do you agree or disagree that each of the following statements is true: If someone in my neighborhood or community saw me do something wrong, they would tell one of my parents (or adults who live with me).																																															
																								6th Grade			8th Grade			11th Grade			All Grades			6th Grade			8th Grade			11th Grade			All Grades		
																								TOTAL	M	F	TOTAL	M	F	TOTAL	M	F	TOTAL	M	F	TOTAL	M	F	TOTAL	M	F	TOTAL	M	F	TOTAL	M	F
<b>Strongly Agree</b>	58%	53%	62%	44%	45%	43%	24%	24%	25%	41%	41%	41%	48%	46%	50%	37%	37%	36%	27%	28%	26%	37%	37%	37%																							
<b>Agree</b>	34%	38%	30%	37%	39%	34%	55%	53%	56%	42%	43%	41%	37%	37%	37%	43%	43%	43%	47%	47%	48%	42%	42%	42%																							
<b>Disagree</b>	7%	5%	8%	13%	12%	14%	12%	16%	9%	11%	11%	11%	10%	11%	9%	15%	14%	16%	20%	19%	20%	15%	15%	15%																							
<b>Strongly Disagree</b>	1%	3%	0%	6%	4%	8%	9%	7%	10%	6%	5%	7%	5%	5%	4%	5%	6%	5%	6%	6%	6%	5%	6%	5%																							
<b>Percent who answered question</b>	64%	63%	64%	80%	78%	83%	99%	99%	100%	80%	78%	82%	81%	80%	82%	90%	88%	91%	91%	89%	92%	87%	86%	88%																							

Iowa Youth Survey • 2018 Henry County Results													Iowa Youth Survey • 2018 State of Iowa Results																																		
How much do you agree or disagree that each of the following statements is true: Adults in my community care about people my age.																																															
																								6th Grade			8th Grade			11th Grade			All Grades			6th Grade			8th Grade			11th Grade			All Grades		
																								TOTAL	M	F	TOTAL	M	F	TOTAL	M	F	TOTAL	M	F	TOTAL	M	F	TOTAL	M	F	TOTAL	M	F	TOTAL	M	F
<b>Strongly Agree</b>	64%	65%	61%	43%	49%	37%	17%	18%	17%	40%	43%	36%	55%	55%	55%	38%	41%	36%	25%	28%	22%	40%	42%	38%																							
<b>Agree</b>	30%	28%	34%	42%	41%	44%	59%	61%	56%	45%	44%	46%	35%	34%	35%	45%	44%	45%	50%	49%	51%	43%	42%	44%																							
<b>Disagree</b>	5%	6%	5%	12%	8%	15%	16%	12%	21%	12%	9%	15%	7%	7%	7%	13%	11%	14%	20%	17%	22%	13%	12%	14%																							
<b>Strongly Disagree</b>	1%	1%	0%	3%	1%	5%	8%	9%	6%	4%	4%	4%	3%	4%	3%	4%	4%	4%	6%	6%	6%	4%	5%	4%																							
<b>Percent who answered question</b>	62%	62%	63%	81%	78%	84%	98%	98%	99%	80%	77%	82%	80%	79%	82%	89%	88%	90%	90%	89%	91%	86%	85%	87%																							

An asterisk ( \* ) will be present in cells where 10 or fewer students answered a question, or if 10% or fewer students did not respond in the *least* sensitive manner for select questions.

Iowa Youth Survey • 2018 Henry County Results													Iowa Youth Survey • 2018 State of Iowa Results											
How much do you agree or disagree that each of the following statements is true: My neighbors get along well with each other.																								
IYS Question G22	6th Grade			8th Grade			11th Grade			All Grades			6th Grade			8th Grade			11th Grade			All Grades		
	TOTAL	M	F	TOTAL	M	F	TOTAL	M	F	TOTAL	M	F	TOTAL	M	F	TOTAL	M	F	TOTAL	M	F	TOTAL	M	F
Strongly Agree	61%	63%	59%	49%	59%	40%	24%	27%	23%	44%	49%	38%	57%	58%	56%	44%	46%	41%	33%	36%	31%	45%	47%	43%
Agree	28%	27%	28%	36%	28%	44%	58%	53%	63%	41%	36%	47%	33%	32%	33%	43%	42%	44%	53%	51%	54%	43%	41%	44%
Disagree	9%	7%	12%	10%	11%	10%	11%	10%	11%	10%	9%	11%	8%	7%	8%	10%	8%	11%	10%	9%	11%	9%	8%	10%
Strongly Disagree	2%	3%	2%	5%	3%	6%	7%	10%	3%	5%	5%	4%	3%	3%	3%	4%	4%	4%	4%	4%	4%	4%	4%	3%
Percent who answered question	61%	61%	62%	79%	77%	82%	98%	96%	100%	79%	76%	81%	79%	78%	81%	88%	87%	89%	90%	88%	91%	85%	84%	87%

Iowa Youth Survey • 2018 Henry County Results													Iowa Youth Survey • 2018 State of Iowa Results											
How much do you agree or disagree that each of the following statements is true: There are enough places for kids my age to go that are alcohol and drug free.																								
IYS Question G23	6th Grade			8th Grade			11th Grade			All Grades			6th Grade			8th Grade			11th Grade			All Grades		
	TOTAL	M	F	TOTAL	M	F	TOTAL	M	F	TOTAL	M	F	TOTAL	M	F	TOTAL	M	F	TOTAL	M	F	TOTAL	M	F
Strongly Agree	67%	66%	68%	49%	55%	44%	26%	33%	19%	46%	51%	41%	61%	63%	59%	48%	51%	45%	32%	37%	28%	47%	51%	44%
Agree	23%	26%	20%	36%	35%	37%	54%	48%	59%	39%	36%	41%	21%	20%	22%	34%	32%	36%	46%	44%	48%	34%	32%	35%
Disagree	3%	1%	5%	8%	6%	10%	10%	6%	14%	7%	5%	10%	7%	6%	7%	10%	8%	11%	15%	12%	17%	10%	9%	12%
Strongly Disagree	7%	7%	7%	7%	4%	9%	10%	12%	8%	8%	8%	8%	11%	10%	12%	8%	8%	8%	7%	6%	7%	9%	8%	9%
Percent who answered question	61%	61%	63%	80%	78%	82%	98%	96%	100%	79%	77%	81%	79%	78%	80%	89%	88%	90%	90%	89%	92%	86%	85%	87%

An asterisk ( \* ) will be present in cells where 10 or fewer students answered a question, or if 10% or fewer students did not respond in the *least* sensitive manner for select questions.

Iowa Youth Survey • 2018 Henry County Results													Iowa Youth Survey • 2018 State of Iowa Results																																		
How much do you agree or disagree that each of the following statements is true: Adults in my neighborhood or community let me know they are proud of me when I do something well.																																															
																								6th Grade			8th Grade			11th Grade			All Grades			6th Grade			8th Grade			11th Grade			All Grades		
																								TOTAL	M	F	TOTAL	M	F	TOTAL	M	F	TOTAL	M	F	TOTAL	M	F	TOTAL	M	F	TOTAL	M	F	TOTAL	M	F
Strongly Agree	49%	56%	41%	31%	37%	26%	13%	16%	11%	30%	36%	24%	38%	39%	37%	26%	29%	22%	19%	22%	16%	28%	30%	25%																							
Agree	28%	22%	34%	32%	33%	32%	41%	49%	33%	34%	35%	33%	33%	33%	34%	33%	34%	32%	34%	36%	32%	33%	34%	33%																							
Disagree	17%	17%	19%	22%	17%	28%	27%	20%	33%	23%	18%	27%	19%	18%	19%	25%	22%	28%	28%	25%	32%	24%	22%	26%																							
Strongly Disagree	6%	6%	7%	14%	13%	15%	19%	14%	22%	14%	11%	16%	10%	10%	10%	16%	14%	18%	18%	16%	20%	15%	14%	16%																							
Percent who answered question	63%	63%	63%	79%	77%	82%	99%	99%	99%	79%	78%	81%	79%	78%	81%	89%	88%	90%	90%	89%	91%	86%	85%	87%																							

Iowa Youth Survey • 2018 Henry County Results													Iowa Youth Survey • 2018 State of Iowa Results																																		
How much do you agree or disagree that each of the following statements is true: Adults in my neighborhood or community help me when I need help.																																															
																								6th Grade			8th Grade			11th Grade			All Grades			6th Grade			8th Grade			11th Grade			All Grades		
																								TOTAL	M	F	TOTAL	M	F	TOTAL	M	F	TOTAL	M	F	TOTAL	M	F	TOTAL	M	F	TOTAL	M	F	TOTAL	M	F
Strongly Agree	53%	57%	48%	35%	43%	28%	14%	19%	10%	33%	39%	27%	44%	43%	45%	31%	33%	28%	21%	24%	18%	32%	33%	30%																							
Agree	26%	26%	25%	36%	34%	38%	45%	45%	46%	37%	36%	38%	33%	34%	33%	38%	37%	38%	41%	42%	41%	37%	37%	37%																							
Disagree	16%	13%	22%	19%	14%	23%	24%	22%	25%	20%	16%	24%	15%	15%	14%	20%	19%	21%	24%	22%	26%	19%	18%	21%																							
Strongly Disagree	4%	4%	5%	9%	9%	10%	17%	14%	18%	11%	9%	12%	8%	9%	8%	12%	11%	12%	14%	13%	15%	11%	11%	12%																							
Percent who answered question	63%	63%	64%	79%	76%	83%	99%	99%	99%	79%	77%	81%	80%	78%	81%	89%	88%	90%	90%	89%	91%	86%	85%	87%																							

An asterisk ( \* ) will be present in cells where 10 or fewer students answered a question, or if 10% or fewer students did not respond in the *least* sensitive manner for select questions.

Iowa Youth Survey • 2018 Henry County Results													Iowa Youth Survey • 2018 State of Iowa Results											
How much do you agree or disagree that each of the following statements is true: Adults in my neighborhood or community spend time talking to me.																								
																								6th Grade
IYS Question G26	TOTAL	M	F	TOTAL	M	F	TOTAL	M	F	TOTAL	M	F	TOTAL	M	F	TOTAL	M	F	TOTAL	M	F	TOTAL	M	F
	<b>Strongly Agree</b>	42%	44%	41%	33%	37%	29%	14%	18%	10%	29%	33%	25%	33%	32%	34%	25%	27%	24%	19%	21%	17%	26%	27%
<b>Agree</b>	30%	35%	22%	31%	35%	27%	41%	41%	41%	34%	37%	31%	33%	33%	34%	34%	33%	34%	37%	37%	36%	34%	34%	34%
<b>Disagree</b>	19%	11%	29%	23%	17%	29%	24%	20%	28%	22%	16%	29%	21%	22%	21%	25%	24%	26%	28%	25%	30%	25%	24%	26%
<b>Strongly Disagree</b>	9%	10%	8%	12%	11%	14%	22%	20%	21%	15%	14%	15%	12%	13%	11%	16%	16%	16%	17%	16%	18%	15%	15%	15%
<b>Percent who answered question</b>	63%	63%	63%	80%	77%	83%	98%	99%	98%	79%	78%	81%	80%	79%	81%	89%	88%	90%	90%	89%	92%	86%	85%	87%

An asterisk ( \* ) will be present in cells where 10 or fewer students answered a question, or if 10% or fewer students did not respond in the *least* sensitive manner for select questions.



**Section II. Alcohol, Tobacco, and Other Drug Use Tables**

Iowa Youth Survey • 2018 Henry County Results													Iowa Youth Survey • 2018 State of Iowa Results											
Alcohol Use Current (Past 30 Day Use): B16, B17, B18, B19 Ever: B15, B16, B17, B18, B19																								
Any Alcohol Use	6th Grade			8th Grade			11th Grade			All Grades			6th Grade			8th Grade			11th Grade			All Grades		
	TOTAL	M	F	TOTAL	M	F	TOTAL	M	F	TOTAL	M	F	TOTAL	M	F	TOTAL	M	F	TOTAL	M	F	TOTAL	M	F
Current	1%	2%	1%	8%	7%	9%	25%	21%	30%	11%	9%	13%	3%	3%	2%	7%	7%	7%	20%	20%	21%	10%	10%	10%
Ever	13%	13%	14%	31%	32%	29%	49%	48%	51%	30%	29%	31%	17%	20%	13%	25%	27%	24%	47%	45%	49%	29%	30%	28%

Note: Questions included in the “Alcohol Use: Current” and “Alcohol Use: Ever” categories vary each survey year, depending on what questions are included in the IYS. Caution is recommended when comparing these tables across survey years, with a careful review of component questions strongly encouraged.

Iowa Youth Survey • 2018 Henry County Results													Iowa Youth Survey • 2018 State of Iowa Results											
Tobacco Use Current (Past 30 Day Use): B28, B32, B33, B34, B35, B36 Ever: B27, B28, B29, B30, B31, B32, B33, B34, B35, B36																								
Any Tobacco Use	6th Grade			8th Grade			11th Grade			All Grades			6th Grade			8th Grade			11th Grade			All Grades		
	TOTAL	M	F	TOTAL	M	F	TOTAL	M	F	TOTAL	M	F	TOTAL	M	F	TOTAL	M	F	TOTAL	M	F	TOTAL	M	F
Current	0%	0%	1%	4%	3%	5%	13%	13%	13%	5%	5%	6%	1%	1%	1%	3%	3%	3%	8%	9%	6%	4%	4%	3%
Ever	2%	2%	2%	9%	11%	7%	21%	21%	20%	10%	10%	9%	3%	3%	2%	7%	8%	7%	17%	19%	15%	9%	9%	8%
Cigarettes Current: B28, B32, B36 Ever: B28, B29, B30, B32, B36																								
Current	0%	0%	1%	4%	3%	4%	9%	7%	9%	4%	3%	5%	1%	1%	1%	2%	2%	2%	6%	6%	5%	3%	3%	3%
Ever	0%	0%	1%	7%	8%	5%	18%	19%	16%	8%	8%	7%	1%	2%	1%	5%	5%	4%	11%	12%	11%	5%	6%	5%
Menthol Cigarettes B36																								
Current	0%	0%	1%	1%	2%	1%	3%	1%	6%	2%	1%	2%	0%	0%	0%	1%	1%	1%	3%	3%	3%	2%	2%	1%

Note: Questions included in the “Tobacco Use: Current” and “Tobacco Use: Ever” categories vary each survey year, depending on what questions are included in the IYS. Caution is recommended when comparing these tables across survey years, with a careful review of component questions strongly encouraged.  
(table continued on following page)

An asterisk ( \* ) will be present in cells where 15 or fewer students answered a question, or if 10% or fewer students did not respond in the *least* sensitive manner for select questions.

Iowa Youth Survey • 2018 Henry County Results													Iowa Youth Survey • 2018 State of Iowa Results											
Tobacco Use (continued from previous page)																								
Any Tobacco Use	6th Grade			8th Grade			11th Grade			All Grades			6th Grade			8th Grade			11th Grade			All Grades		
	TOTAL	M	F	TOTAL	M	F	TOTAL	M	F	TOTAL	M	F	TOTAL	M	F	TOTAL	M	F	TOTAL	M	F	TOTAL	M	F
Cigars	B33																							
Current	0%	0%	1%	0%	1%	0%	5%	6%	5%	2%	2%	2%	0%	0%	0%	1%	1%	1%	3%	4%	2%	1%	2%	1%
Smokeless Tobacco	Current: B34 Ever: B31, B34																							
Current	0%	0%	1%	2%	2%	1%	5%	8%	1%	2%	3%	1%	0%	0%	0%	1%	1%	1%	3%	5%	1%	1%	2%	1%
Ever	1%	1%	1%	4%	4%	3%	10%	17%	5%	5%	6%	3%	1%	1%	1%	2%	3%	2%	7%	11%	4%	3%	5%	2%
Water Pipe or Hookah	B35																							
Current	0%	0%	1%	1%	1%	2%	0%	0%	0%	1%	0%	1%	0%	0%	0%	1%	1%	1%	1%	2%	1%	1%	1%	1%

Note: Questions included in the “Tobacco Use: Current” and “Tobacco Use: Ever” categories vary each survey year, depending on what questions are included in the IYS. Caution is recommended when comparing these tables across survey years, with a careful review of component questions strongly encouraged.

Iowa Youth Survey • 2018 Henry County Results													Iowa Youth Survey • 2018 State of Iowa Results											
Electronic Cigarette Use Current (Past 30 Day Use): B38 Ever: B37, B38																								
Electronic Cigarettes	6th Grade			8th Grade			11th Grade			All Grades			6th Grade			8th Grade			11th Grade			All Grades		
	TOTAL	M	F	TOTAL	M	F	TOTAL	M	F	TOTAL	M	F	TOTAL	M	F	TOTAL	M	F	TOTAL	M	F	TOTAL	M	F
Current	1%	2%	1%	7%	7%	8%	26%	26%	25%	10%	10%	11%	2%	3%	2%	8%	8%	8%	22%	23%	22%	10%	11%	10%
Ever	3%	4%	1%	17%	18%	16%	41%	37%	45%	19%	18%	20%	6%	7%	5%	17%	17%	16%	37%	36%	38%	19%	19%	18%

Note: Questions included in the “Electronic Cigarette Use: Current” and “Electronic Cigarette Use: Ever” categories vary each survey year, depending on what questions are included in the IYS. Caution is recommended when comparing these tables across survey years, with a careful review of component questions strongly encouraged.

An asterisk ( \* ) will be present in cells where 15 or fewer students answered a question, or if 10% or fewer students did not respond in the *least* sensitive manner for select questions.

Iowa Youth Survey • 2018 Henry County Results													Iowa Youth Survey • 2018 State of Iowa Results												
<b>Other Drug Use</b> Current (Past 30 Day Use): B40, B42, B43, B44, B45, B46, B47, B48, B49 Ever: B39, B40, B41, B42, B43, B44, B45, B46, B47, B48, B49																									
<b>Any Other Drug Use</b>	6th Grade			8th Grade			11th Grade			All Grades			6th Grade			8th Grade			11th Grade			All Grades			
	TOTAL	M	F	TOTAL	M	F	TOTAL	M	F	TOTAL	M	F	TOTAL	M	F	TOTAL	M	F	TOTAL	M	F	TOTAL	M	F	
<b>Current</b>	7%	7%	6%	13%	10%	16%	21%	20%	23%	13%	11%	15%	7%	7%	7%	8%	8%	9%	15%	15%	15%	10%	10%	10%	
<b>Ever</b>	7%	8%	6%	15%	12%	18%	29%	27%	31%	16%	15%	18%	8%	8%	7%	11%	11%	12%	25%	24%	25%	14%	14%	14%	
<b>Amphetamines</b>	B48																								
<b>Current</b>	0%	0%	1%	1%	1%	2%	1%	1%	0%	1%	1%	1%	1%	1%	1%	1%	1%	1%	1%	1%	1%	2%	1%	1%	
<b>Cocaine</b>	B46																								
<b>Current</b>	1%	0%	2%	2%	1%	3%	0%	0%	0%	1%	0%	2%	1%	1%	1%	1%	1%	1%	1%	1%	1%	2%	1%	1%	
<b>Inhalants</b>	Current (Past 30 Day Use): B42 Ever: B42																								
<b>Current</b>	3%	3%	2%	4%	4%	3%	1%	1%	1%	3%	3%	2%	3%	3%	3%	3%	2%	3%	1%	2%	1%	2%	2%	2%	
<b>Ever</b>	3%	3%	2%	4%	4%	3%	1%	1%	1%	3%	3%	2%	3%	3%	3%	3%	2%	3%	1%	2%	1%	2%	2%	2%	
<b>Marijuana</b>	Current (Past 30 Day Use): B40 Ever: B39, B40, B41																								
<b>Current</b>	0%	0%	1%	2%	2%	3%	13%	11%	16%	5%	3%	6%	1%	1%	1%	3%	3%	3%	10%	11%	10%	4%	4%	4%	
<b>Ever</b>	1%	1%	1%	7%	4%	9%	23%	19%	27%	9%	7%	12%	2%	2%	1%	6%	7%	6%	21%	21%	21%	9%	9%	9%	

Note: Questions included in the “Drug Use: Current” and “Drug Use: Ever” categories vary each survey year, depending on what questions are included in the IYS. Caution is recommended when comparing across survey years, with a careful review of component questions selected. (table continued on following page)

An asterisk ( \* ) will be present in cells where 15 or fewer students answered a question, or if 10% or fewer students did not respond in the *least* sensitive manner for select questions.

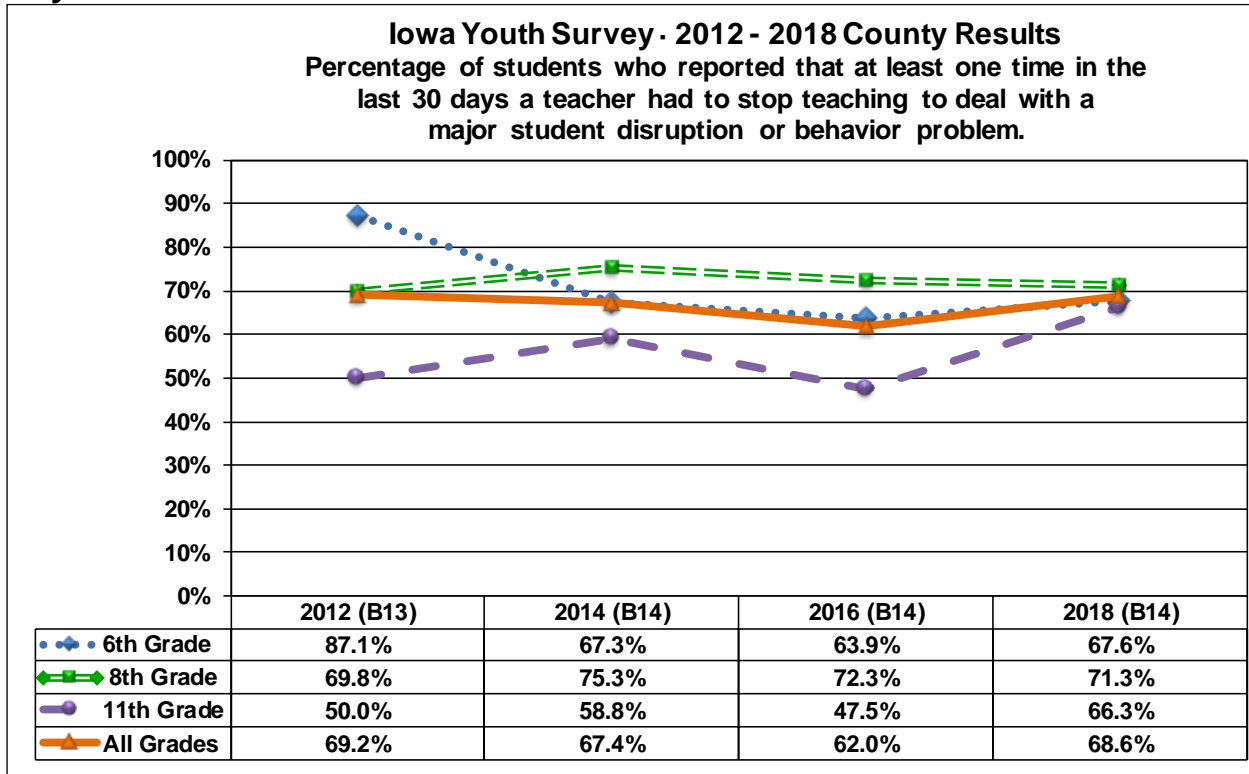
Iowa Youth Survey • 2018 Henry County Results													Iowa Youth Survey • 2018 State of Iowa Results											
Other Drug Use (continued from previous page)																								
6th Grade			8th Grade			11th Grade			All Grades			6th Grade			8th Grade			11th Grade			All Grades			
TOTAL	M	F	TOTAL	M	F	TOTAL	M	F	TOTAL	M	F	TOTAL	M	F	TOTAL	M	F	TOTAL	M	F	TOTAL	M	F	
<b>Methamphetamine</b>	B47																							
<b>Current</b>	0%	0%	1%	1%	1%	2%	0%	0%	0%	1%	0%	1%	1%	1%	0%	1%	1%	0%	1%	1%	1%	1%	0%	
<b>Over the Counter Medications</b>	(taken differently than the directions) B43																							
<b>Current</b>	3%	3%	2%	9%	5%	13%	6%	6%	6%	6%	5%	8%	2%	3%	2%	3%	3%	4%	4%	4%	4%	3%	3%	3%
<b>Prescription Medication</b>	(taken without Doctor's prescription) B44																							
<b>Current</b>	1%	1%	1%	5%	5%	4%	5%	5%	5%	3%	3%	3%	3%	3%	3%	3%	3%	4%	4%	4%	3%	3%	3%	
<b>Steroid Use</b>	(taken without Doctor's prescription) B45																							
<b>Current</b>	1%	0%	2%	2%	2%	2%	1%	0%	1%	1%	1%	2%	1%	1%	1%	1%	1%	1%	1%	1%	1%	1%	1%	

Note: Questions included in the "Drug Use: Current" and "Drug Use: Ever" categories vary each survey year, depending on what questions are included in the IYS. Caution is recommended when comparing across survey years, with a careful review of component questions selected.

An asterisk ( \* ) will be present in cells where 15 or fewer students answered a question, or if 10% or fewer students did not respond in the *least* sensitive manner for select questions.

Section III. Individual Question Trends

**Figure 1. Major Classroom Disruptions and Behavior Problems in Past 30 Days**



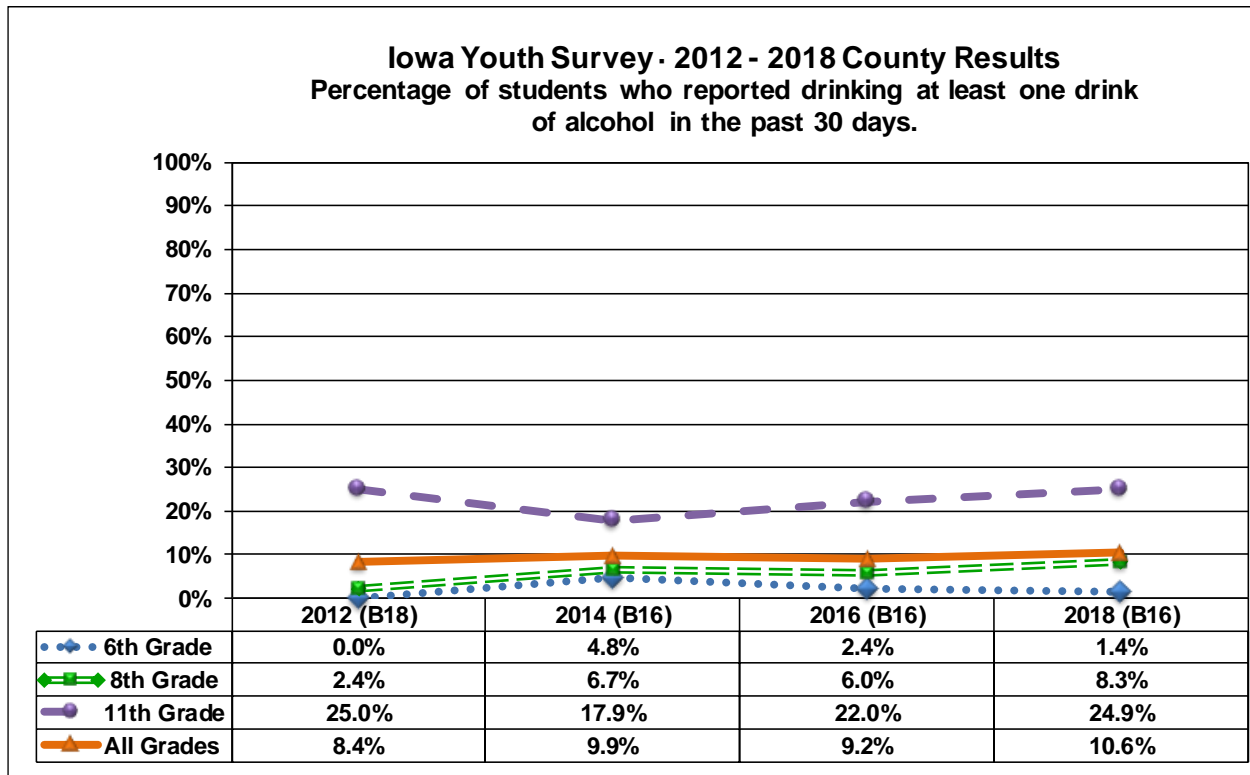
**Note:** Any difference of 1.6 percentage points or greater may be considered statistically significant.

IYS Question: About how often in the last 30 days have any of your classroom teachers had to stop teaching in order to deal with a major student disruption or behavior problem?

Responses Represented by Percentages: “1 time,” “2 times,” and “3 or more times.”

Other Response to Question: “0 times.”

**Figure 2. Alcohol Use in Past 30 Days**



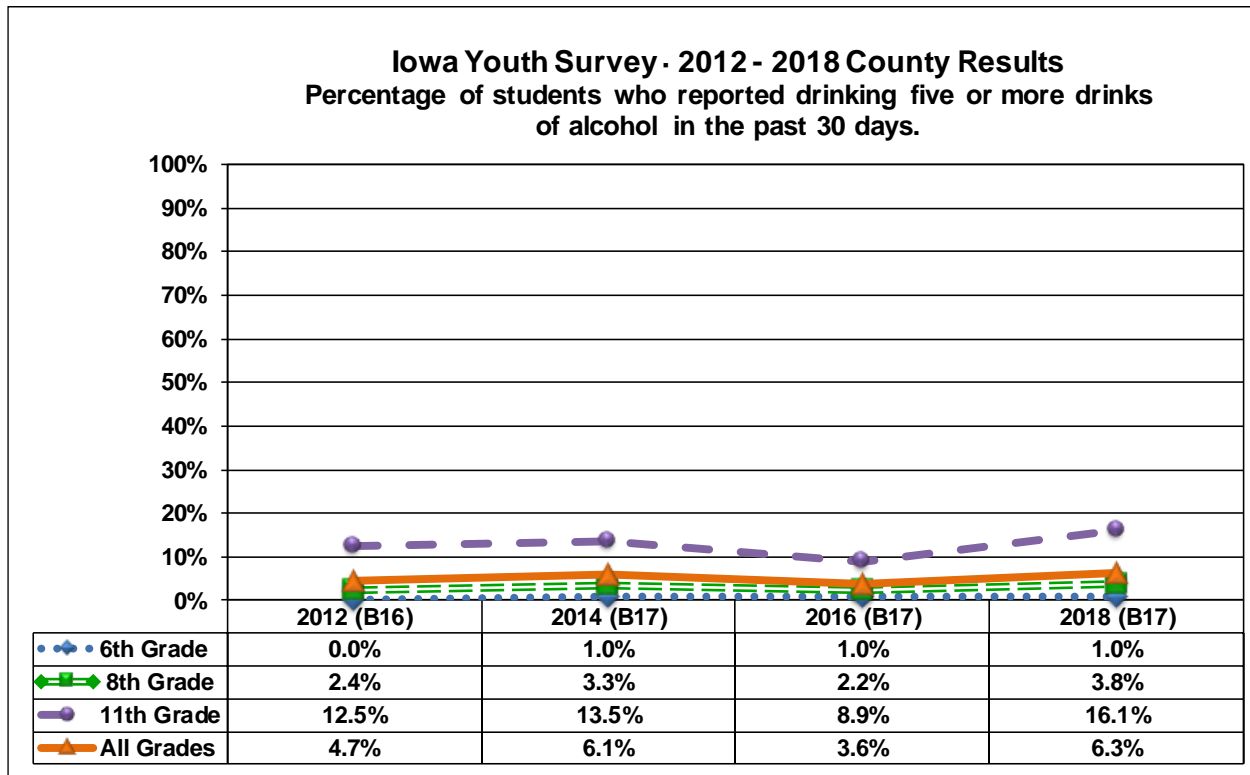
**Note:** Any difference of 1.6 percentage points or greater may be considered statistically significant.

IYS Question: In the past 30 days, have you had at least one drink of alcohol (glass, bottle or can of beer, glass of wine, liquor, or mixed drink)?

Response Represented by Percentages: "Yes."

Other Response to Question: "No."

**Figure 3. Binge Drinking in Past 30 Days**



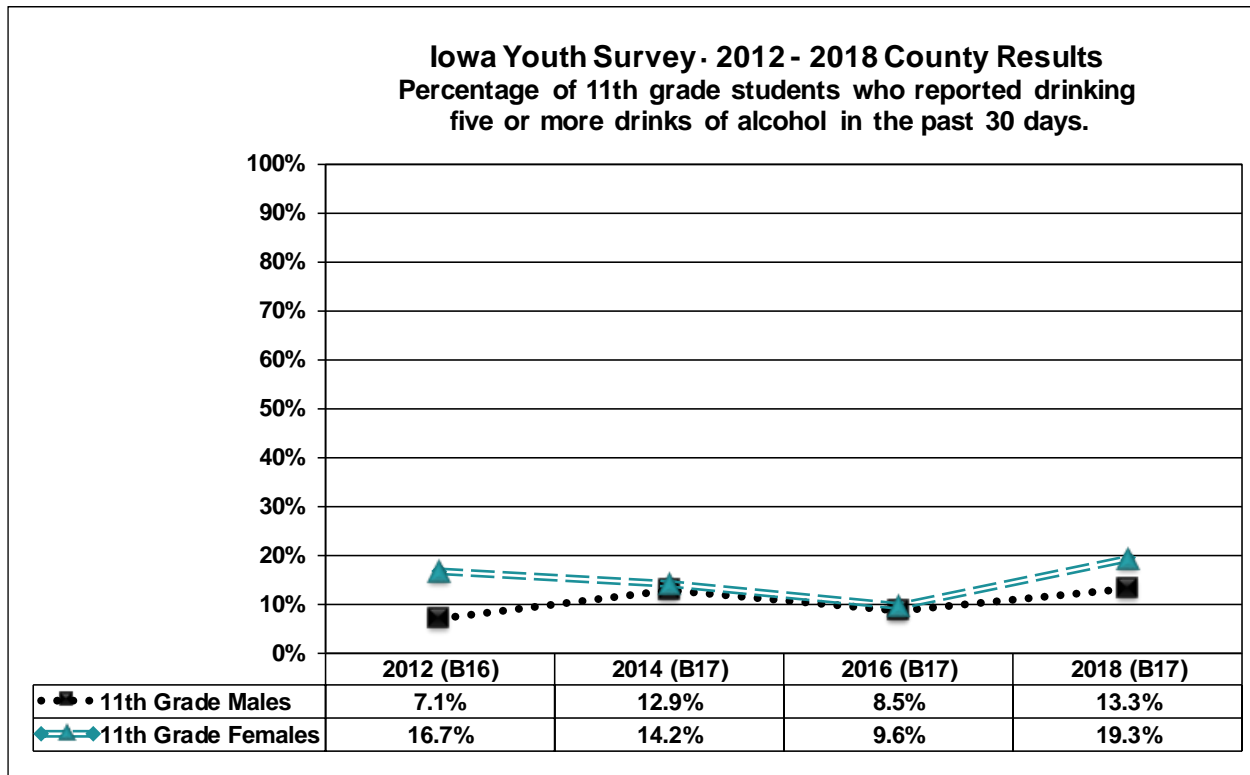
**Note:** Any difference of 1.6 percentage points or greater may be considered statistically significant.

IYS Question: During the last 30 days, on how many days did you have 5 or more drinks of alcohol (glasses, bottles or cans of beer, glasses of wine, liquor, mixed drinks) in a row, that is within a couple of hours?

Responses Represented by Percentages: “1 day,” “2 days,” “3 to 5 days,” “6 to 9 days,” “10 to 19 days,” and “20 or more days.”

Other Response to Question: “0 days.”

**Figure 4. Binge Drinking in Past 30 Days: 11<sup>th</sup> Grade by Gender**



**Note:** Any difference of 1.6 percentage points or greater may be considered statistically significant.

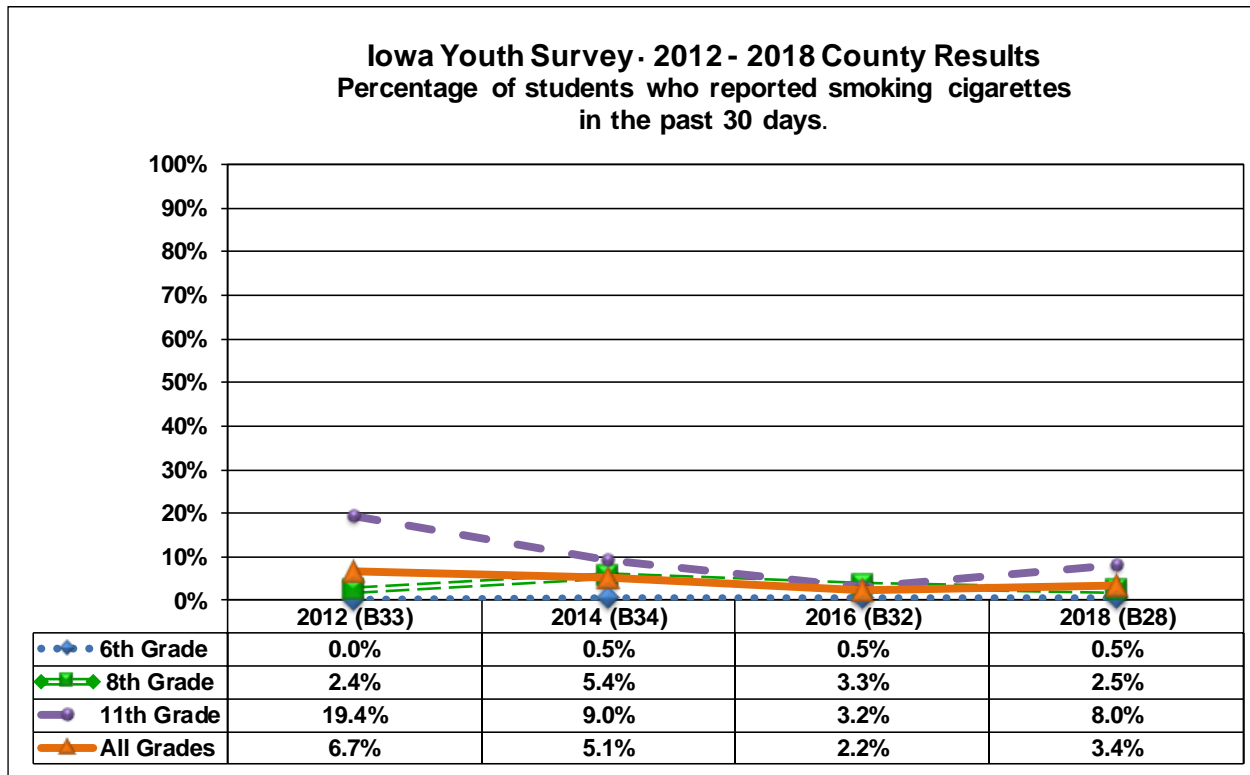
IYS Question: During the last 30 days, on how many days did you have 5 or more drinks of alcohol (glasses, bottles or cans of beer, glasses of wine, liquor, mixed drinks) in a row, that is within a couple of hours?

Responses Represented by Percentages: “1 day,” “2 days,” “3 to 5 days,” “6 to 9 days,” “10 to 19 days,” and “20 or more days.”

Other Response to Question: “0 days.”



**Figure 5. Cigarettes Use in Past 30 Days**



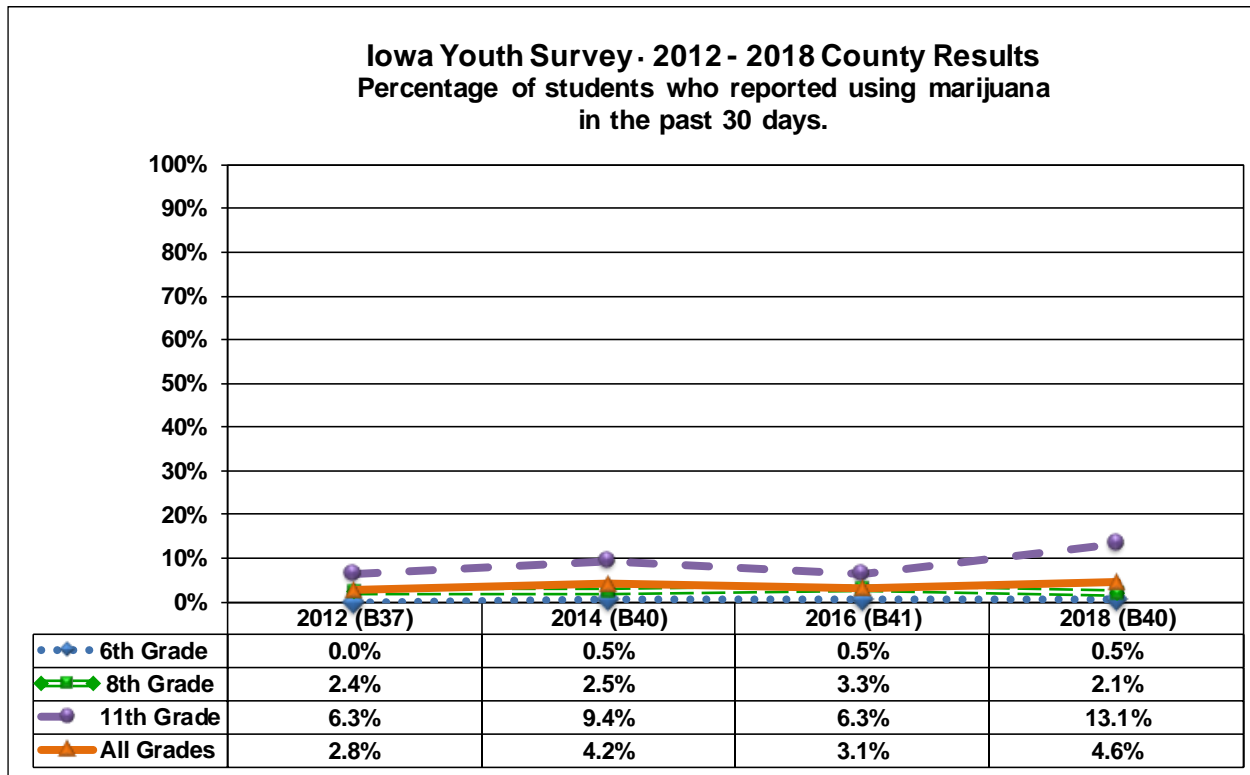
**Note:** Any difference of 1.6 percentage points or greater may be considered statistically significant.

IYS Question: In the past 30 days, on how many days have you: Smoked cigarettes?

Responses Represented by Percentages: “1-2 days,” “3-5 days,” “6-9 days,” “10-19 days,” “20-29 days,” and “30 days.”

Other Response to Question: “0 days.”

**Figure 6. Marijuana Use in Past 30 Days**



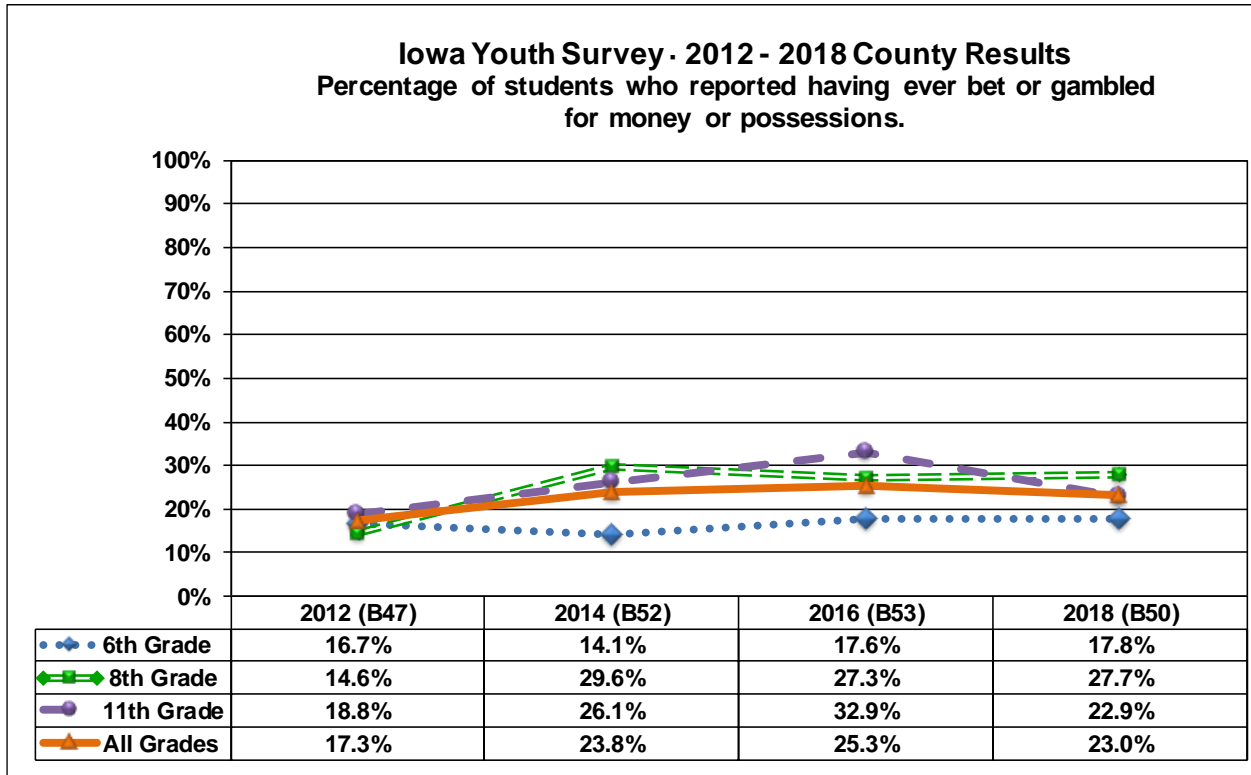
**Note:** Any difference of 1.6 percentage points or greater may be considered statistically significant.

IYS Question: In the past 30 days, have you used marijuana (pot, grass, hash, bud, weed)?

Response Represented by Percentages: "Yes."

Other Response to Question: "No."

**Figure 7. Betting or Gambling for Money or Possessions**



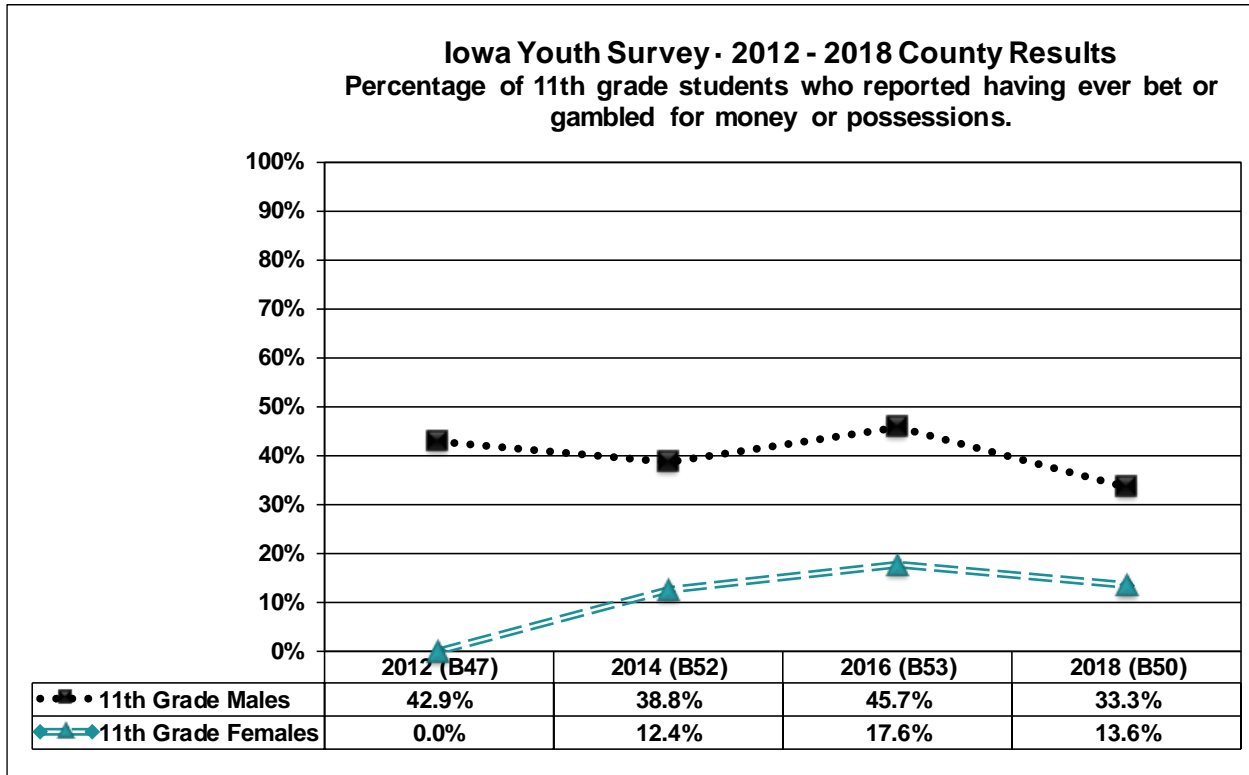
**Note:** Any difference of 1.6 percentage points or greater may be considered statistically significant.

IYS Question: Have you ever bet or gambled for money or possessions?

Response Represented by Percentages: "Yes."

Other Response to Question: "No."

**Figure 8. Betting or Gambling for Money or Possessions: 11<sup>th</sup> Grade by Gender**



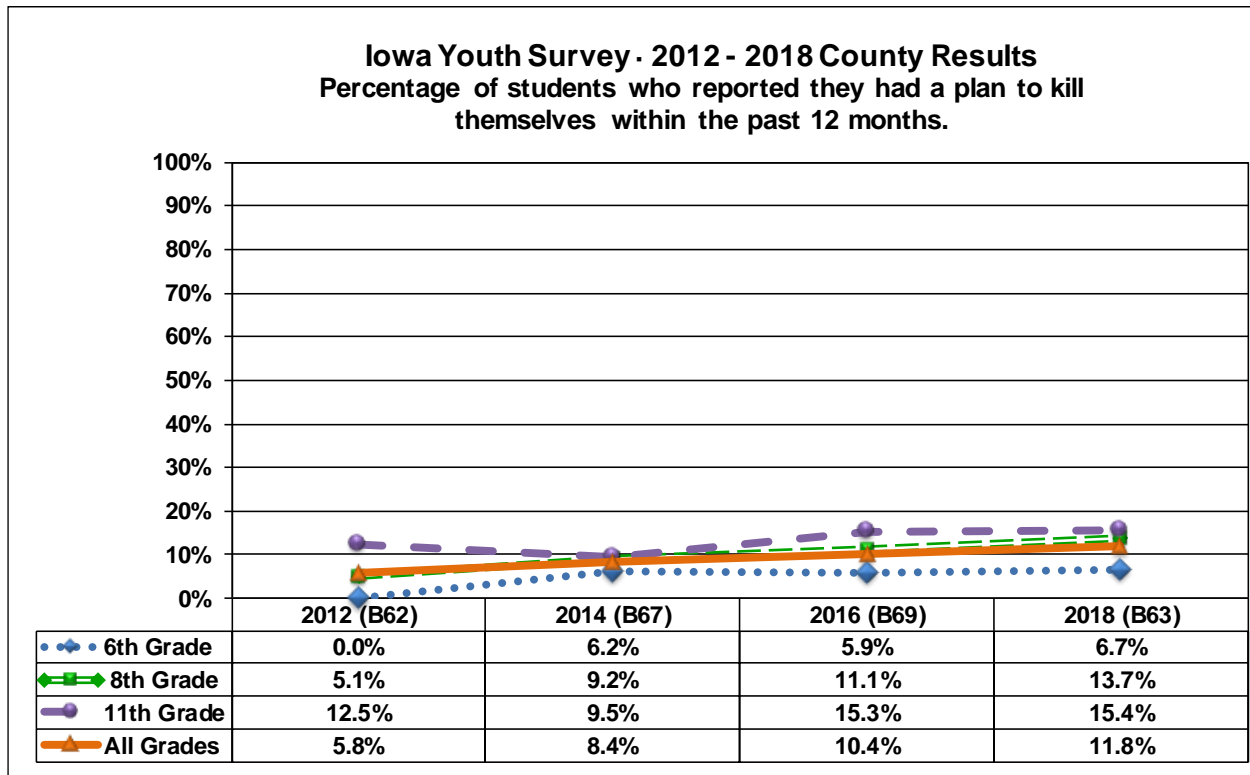
**Note:** Any difference of 1.6 percentage points or greater may be considered statistically significant.

IYS Question: Have you ever bet or gambled for money or possessions?

Response Represented by Percentages: "Yes."

Other Response to Question: "No."

**Figure 9. Suicide Plan in Past 12 Months**



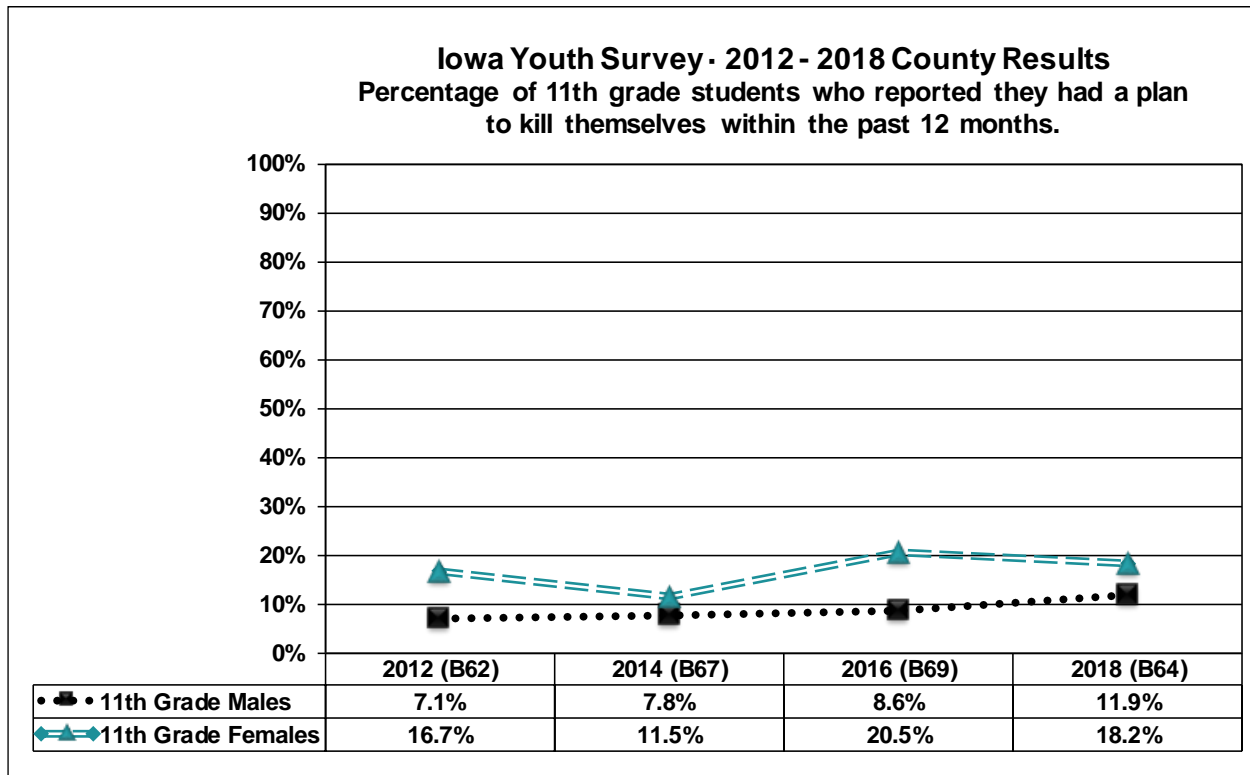
**Note:** Any difference of 1.6 percentage points or greater may be considered statistically significant.

IYS Question: During the past 12 months, have you made a plan about how you would kill yourself?

Response Represented by Percentages: "Yes."

Other Response to Question: "No."

**Figure 10. Suicide Plan in Past 12 Months: 11<sup>th</sup> Grade by Gender**



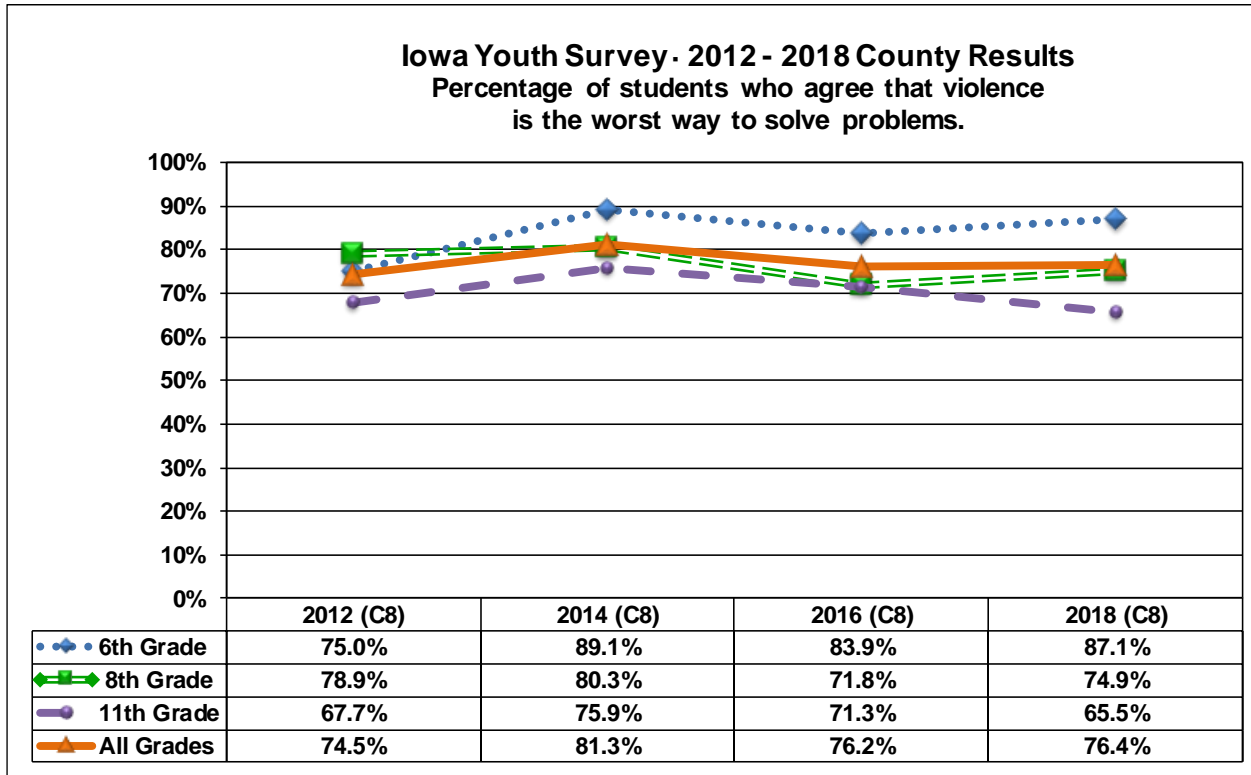
**Note:** Any difference of 1.6 percentage points or greater may be considered statistically significant.

IYS Question: During the past 12 months, have you made a plan about how you would kill yourself?

Response Represented by Percentages: “Yes.”

Other Response to Question: “No.”

**Figure 11. Violence as a Way to Solve Problems**



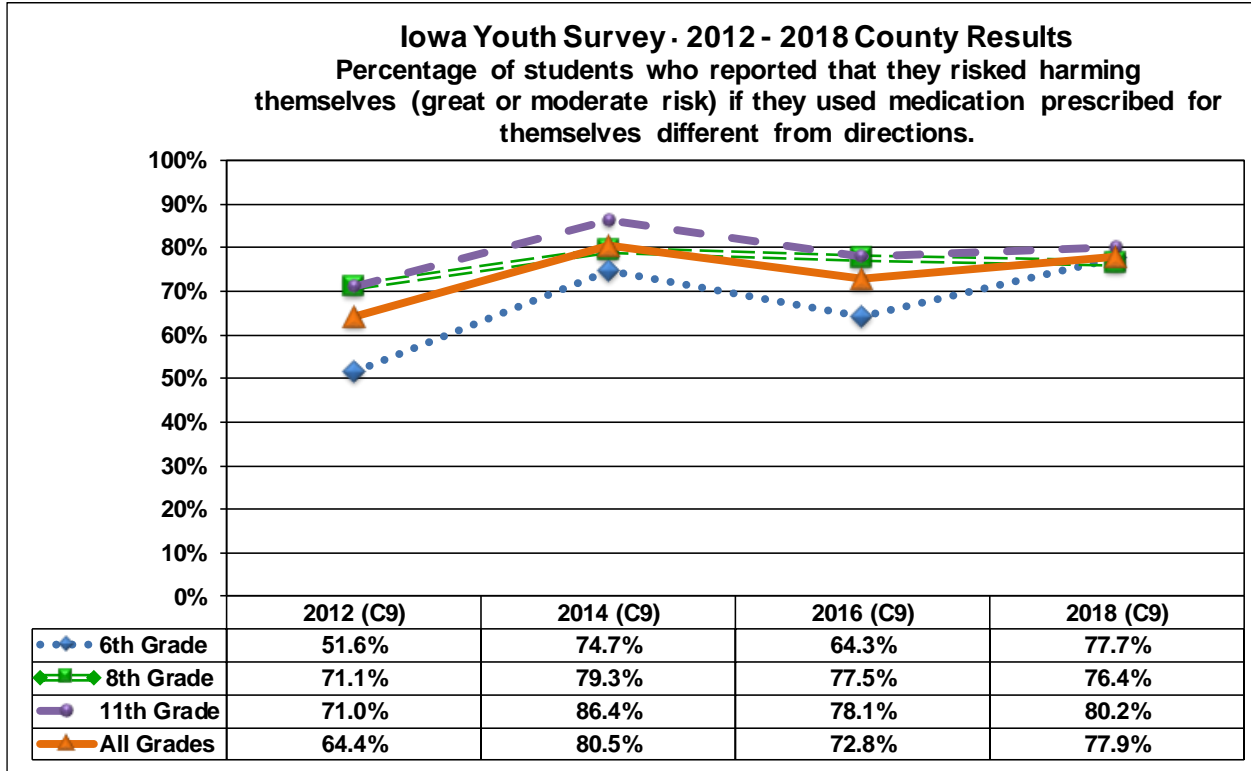
**Note:** Any difference of 1.6 percentage points or greater may be considered statistically significant.

IYS Question: How much do you agree or disagree that each of the following statements is true:  
 Violence is the worst way to solve problems.

Responses Represented by Percentages: “Strongly Agree” and “Agree.”

Other Responses to Question: “Disagree” and “Strongly Disagree.”

**Figure 12. Risk of Using Medications Prescribed for Self Differently from Directions**



**Note:** Any difference of 1.6 percentage points or greater may be considered statistically significant.

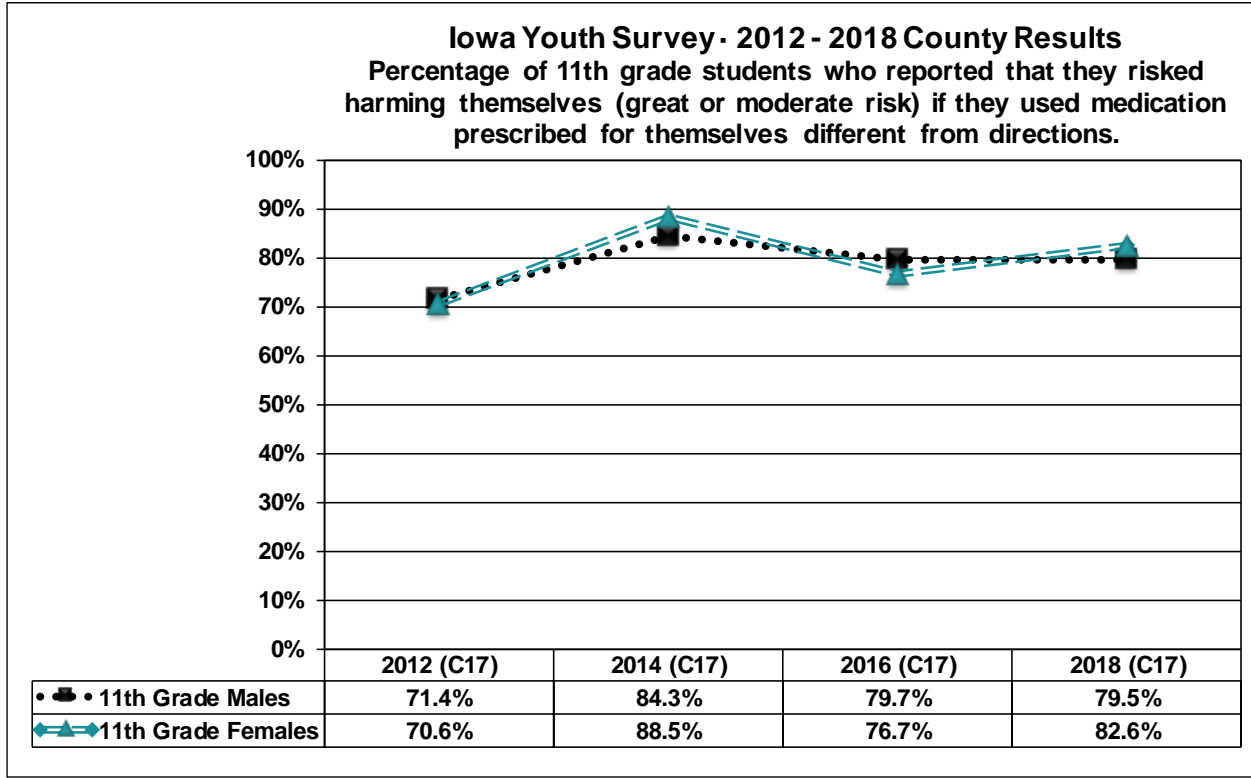
IYS Question: How much do you think you risk harming yourself (physically or otherwise) if you: Use prescription medication (that were prescribed for you by your doctor) different from the directions

Responses Represented by Percentages: "Great Risk" and "Moderate Risk."

Other Responses to Question: "Slight Risk," "No Risk," and "Don't Know."



**Figure 13. Risk of Using Medications Prescribed for Self Differently from Directions: 11<sup>th</sup> Grade by Gender**



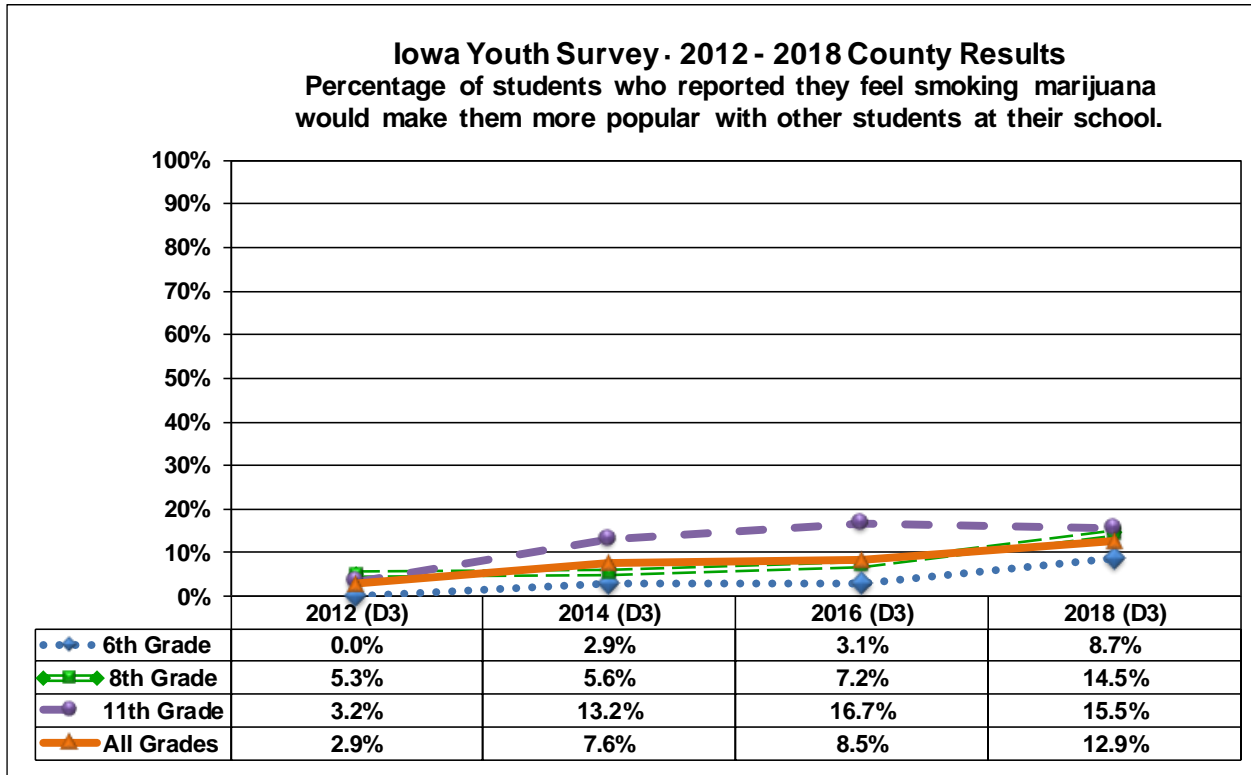
**Note:** Any difference of 1.6 percentage points or greater may be considered statistically significant.

IYS Question: How much do you think you risk harming yourself (physically or otherwise) if you: Use prescription medication (that were prescribed for you by your doctor) different from the directions

Responses Represented by Percentages: “Great Risk” and “Moderate Risk.”

Other Responses to Question: “Slight Risk,” “No Risk,” and “Don't Know.”

**Figure 14. Smoking Marijuana Would Increase Popularity**



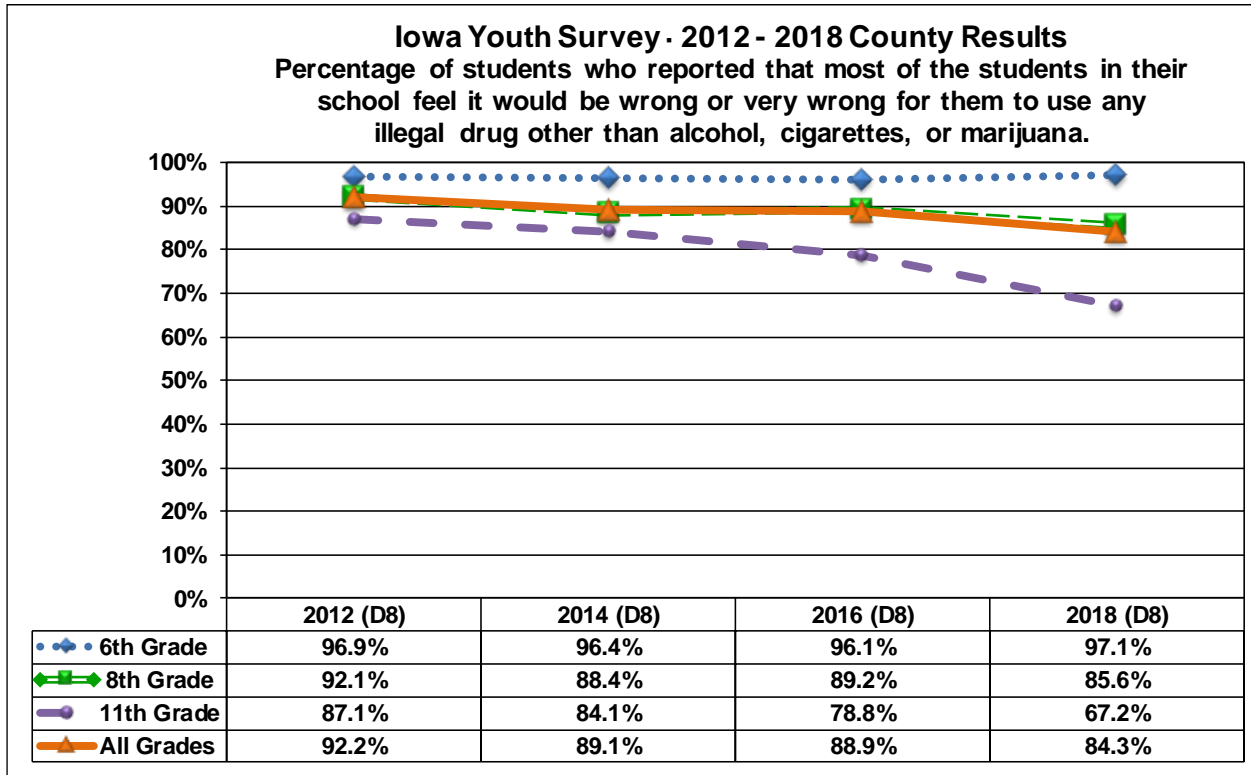
**Note:** Any difference of 1.6 percentage points or greater may be considered statistically significant.

IYS Question: Would you be more or less popular (respected or cool) with the other students in your school if you: Smoked marijuana?

Responses Represented by Percentages: "A Lot More Popular" and "More Popular."

Other Responses to Question: "Less Popular," "A Lot Less Popular," and "Wouldn't Change My Popularity."

**Figure 15. Other Students' Perceptions of Illegal Drug Use**



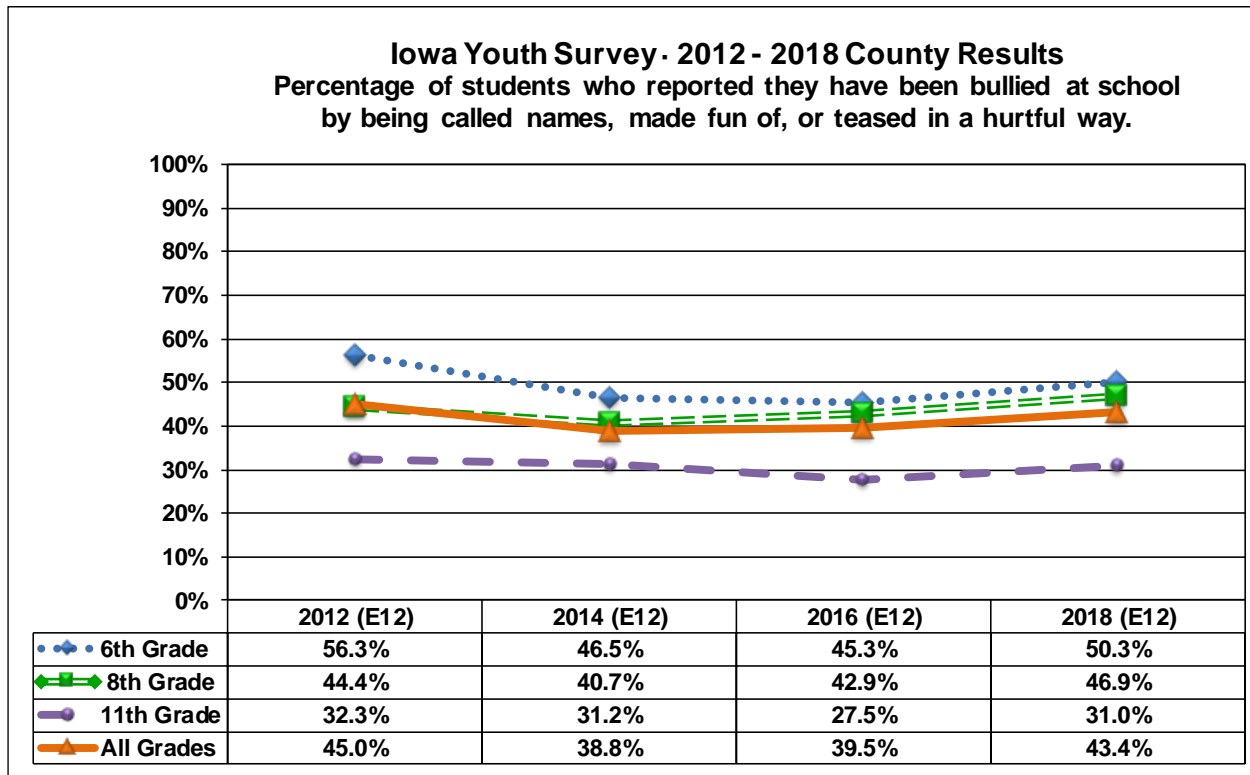
**Note:** Any difference of 1.6 percentage points or greater may be considered statistically significant.

IYS Question: How wrong would most of the students in your school (not just your best friends) feel it would be for you to: Use any illegal drug other than alcohol, cigarettes, or marijuana?

Responses Represented by Percentages: "Very Wrong" and "Wrong."

Other Responses to Question: "A Little Wrong," "Not at All Wrong," and "Don't Know."

**Figure 16. Bullying at School in Past 30 Days**



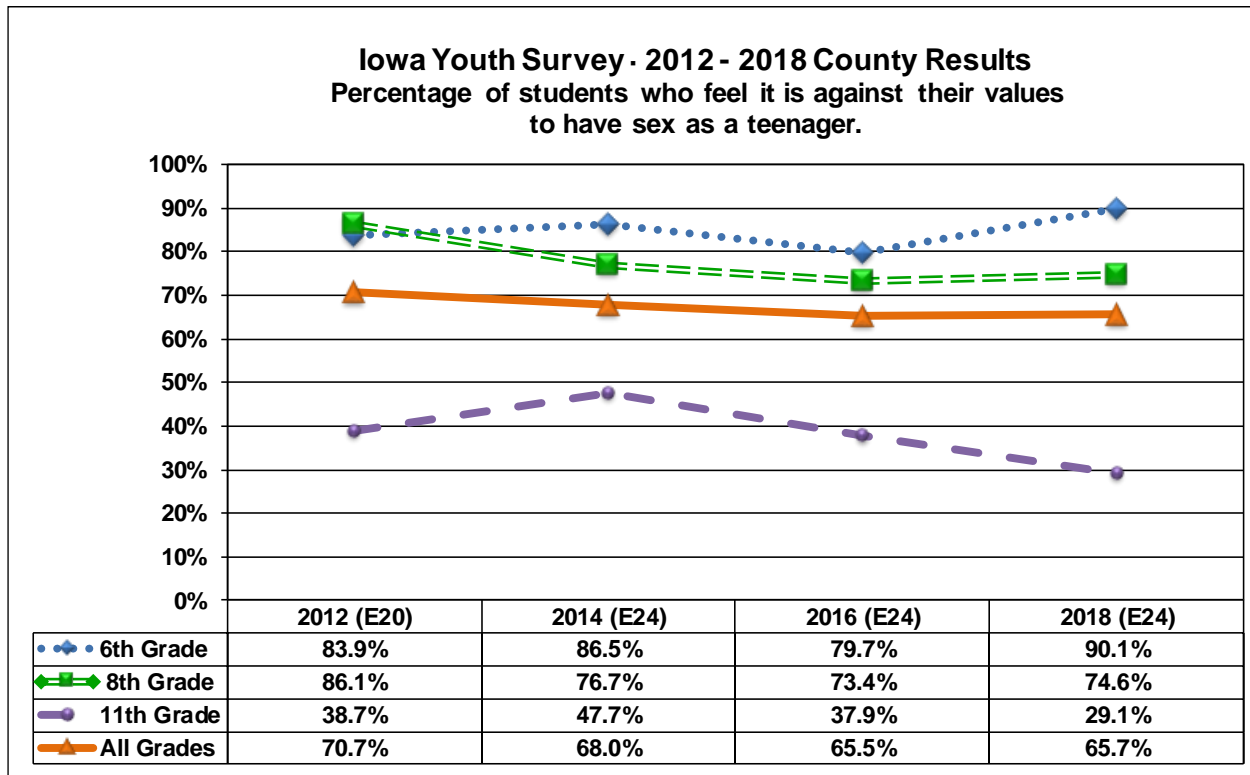
**Note:** Any difference of 1.6 percentage points or greater may be considered statistically significant.

IYS Question: In the last 30 days, how many times have you been bullied at school in the ways listed below: I was called names, was made fun of, or teased in a hurtful way?

Responses Represented by Percentages: "1 time," "2 times," "3-5 times," "6-10 times," and "11 or more times."

Other Response to Question: "0 times."

**Figure 17. Against Values to Have Sex**



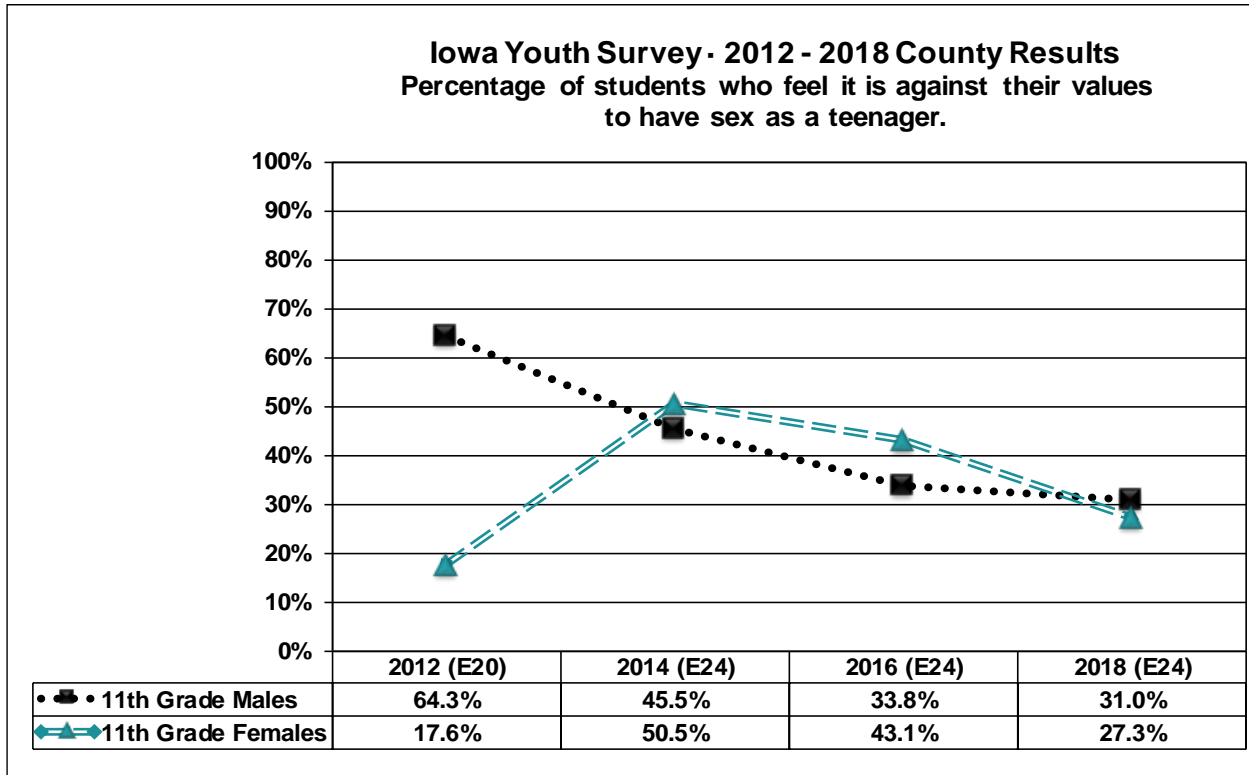
**Note:** Any difference of 1.6 percentage points or greater may be considered statistically significant.

IYS Question: How much do you agree or disagree that each of the following statements is true:  
 It is against my values to have sex as a teenager.

Responses Represented by Percentages: “Strongly Agree” and “Agree.”

Other Responses to Question: “Disagree” and “Strongly Disagree.”

**Figure 18. Against Values to Have Sex: 11<sup>th</sup> Grade by Gender**



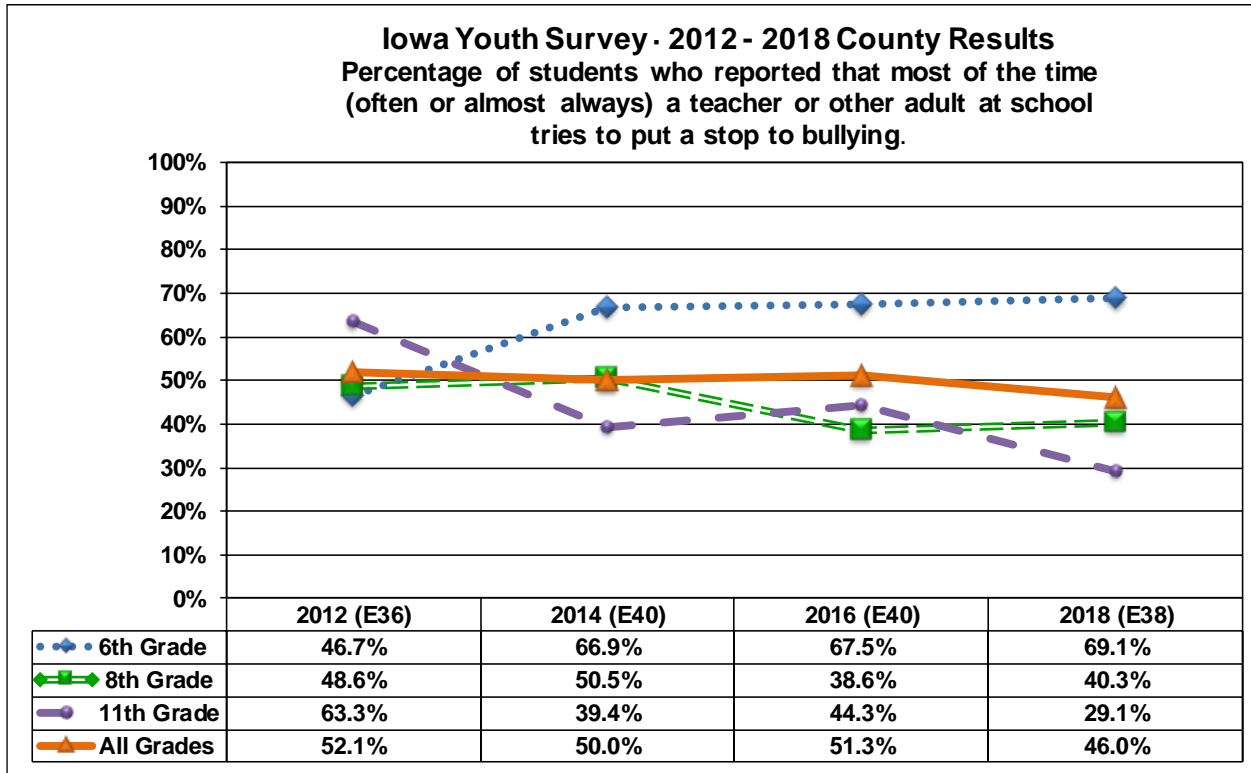
**Note:** Any difference of 1.6 percentage points or greater may be considered statistically significant.

IYS Question: How much do you agree or disagree that each of the following statements is true:  
 It is against my values to have sex as a teenager.

Responses Represented by Percentages: “Strongly Agree” and “Agree.”

Other Responses to Question: “Disagree” and “Strongly Disagree.”

**Figure 19. Teachers or Other Adults Put a Stop to Bullying at School**



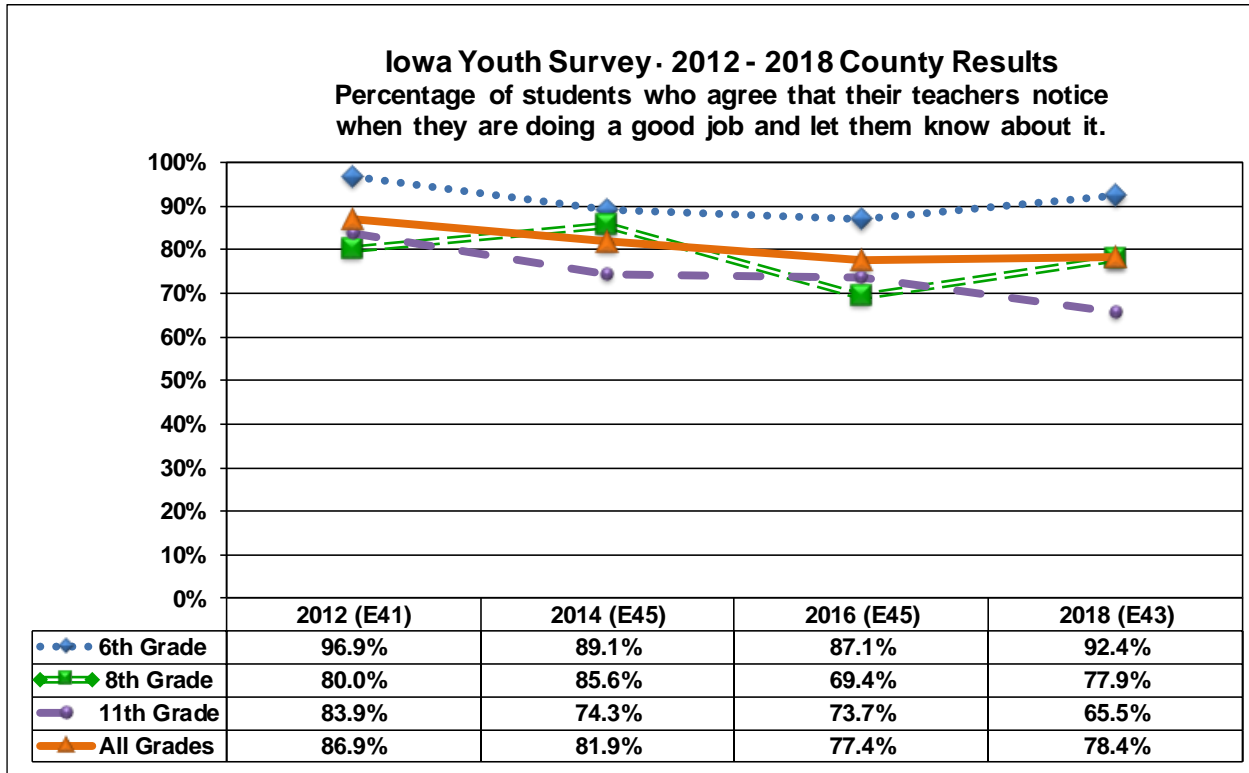
**Note:** Any difference of 1.6 percentage points or greater may be considered statistically significant.

IYS Question: When a student is being bullied at school, how often do the teachers or other adults at school try to put a stop to it?

Responses Represented by Percentages: “Often,” and “Almost Always.”

Other Responses to Question: “Sometimes,” “Once in a While,” and “Almost Never.”

**Figure 20. Teachers Notice and Let Students Know When They Are Doing a Good Job**



**Note:** Any difference of 1.6 percentage points or greater may be considered statistically significant.

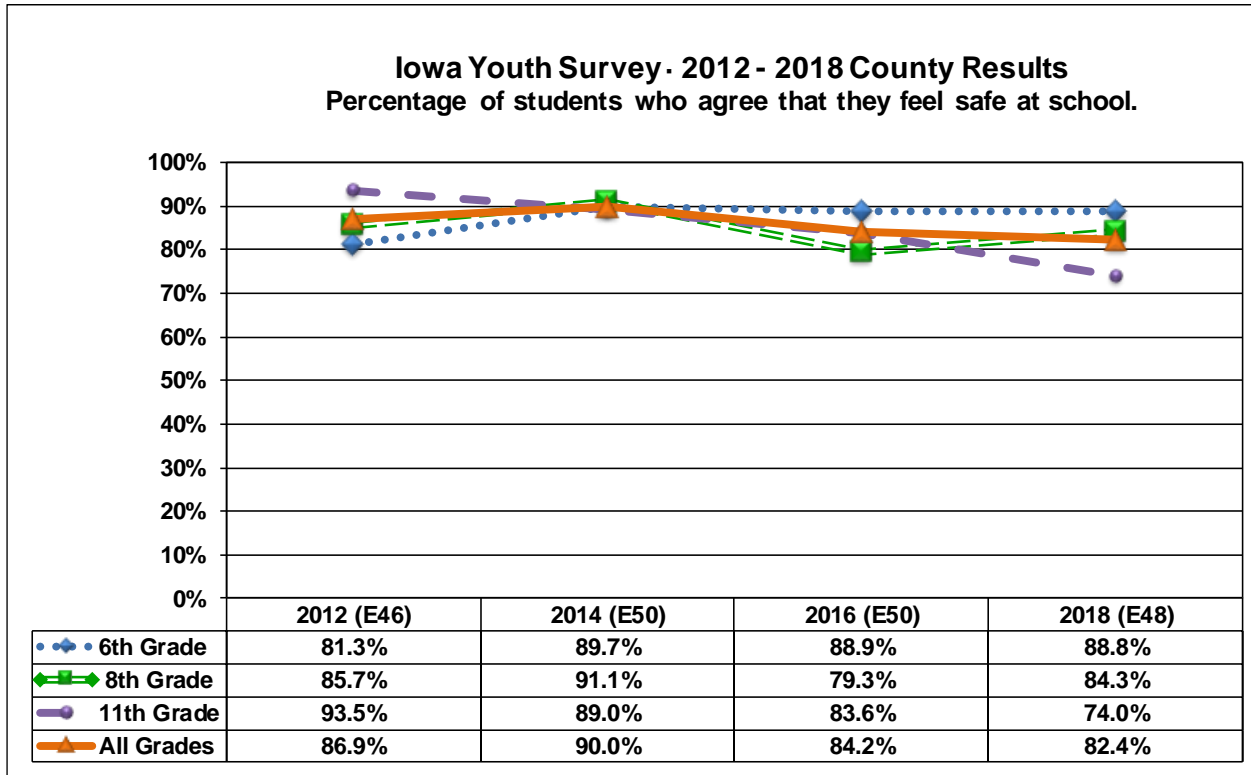
IYS Question: How much do you agree or disagree that each of the following statements is true:  
 My teachers notice when I am doing a good job and let me know about it.

Responses Represented by Percentages: “Strongly Agree” and “Agree.”

Other Responses to Question: “Disagree” and “Strongly Disagree.”



**Figure 21. Students Feel Safe at School**



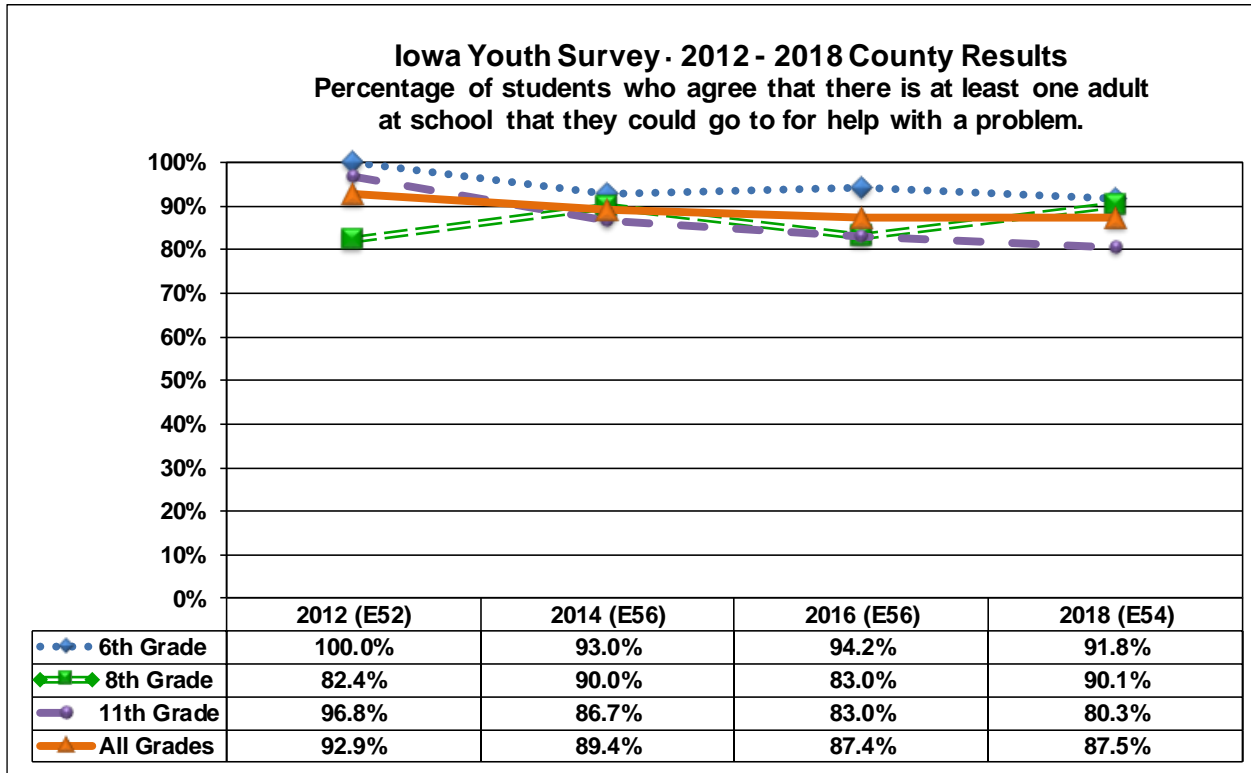
**Note:** Any difference of 1.6 percentage points or greater may be considered statistically significant.

IYS Question: How much do you agree or disagree that each of the following statements is true:  
I feel safe at school.

Responses Represented by Percentages: “Strongly Agree” and “Agree.”

Other Responses to Question: “Disagree” and “Strongly Disagree.”

**Figure 22. Students Have Adult at School to Go to for Help with Problems**



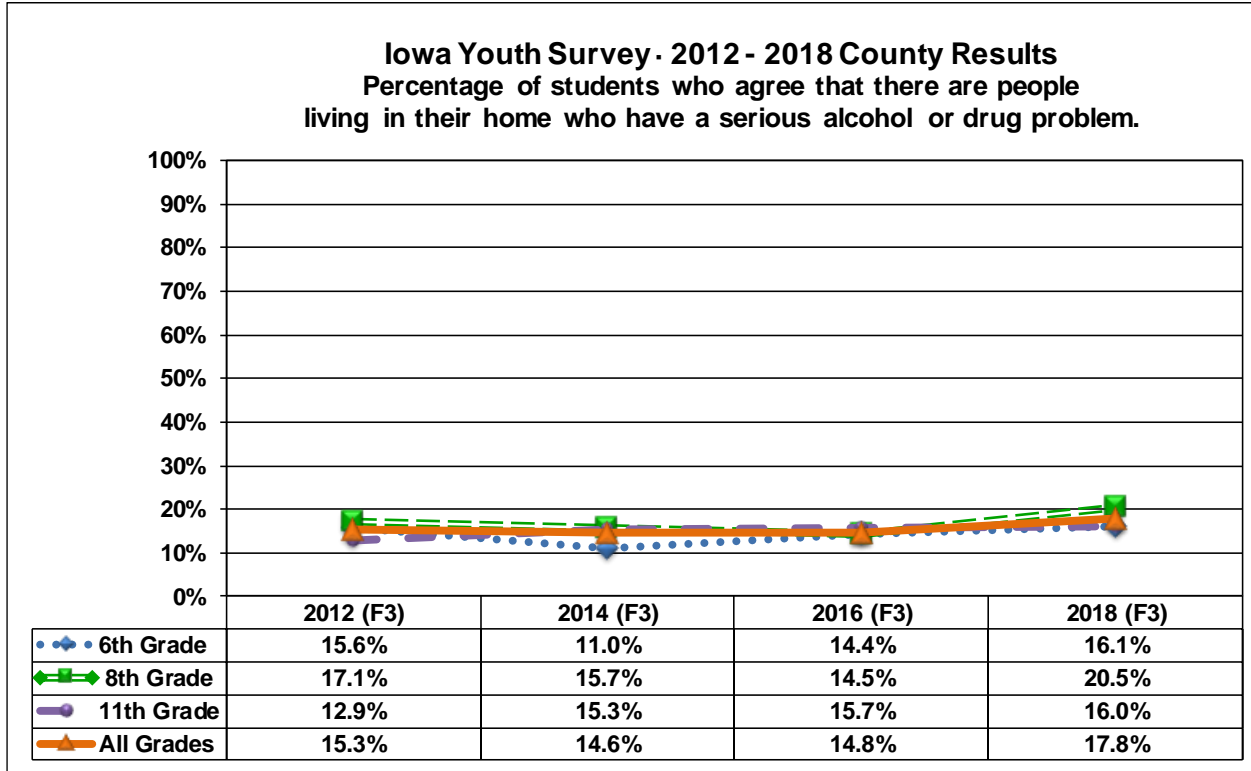
**Note:** Any difference of 1.6 percentage points or greater may be considered statistically significant.

IYS Question: How much do you agree or disagree that each of the following statements is true:  
 There is at least one adult at school that I could go to for help with a problem.

Responses Represented by Percentages: “Strongly Agree” and “Agree.”

Other Responses to Question: “Disagree” and “Strongly Disagree.”

**Figure 23. Students Have People in Their Home with Serious Alcohol or Drug Problem**



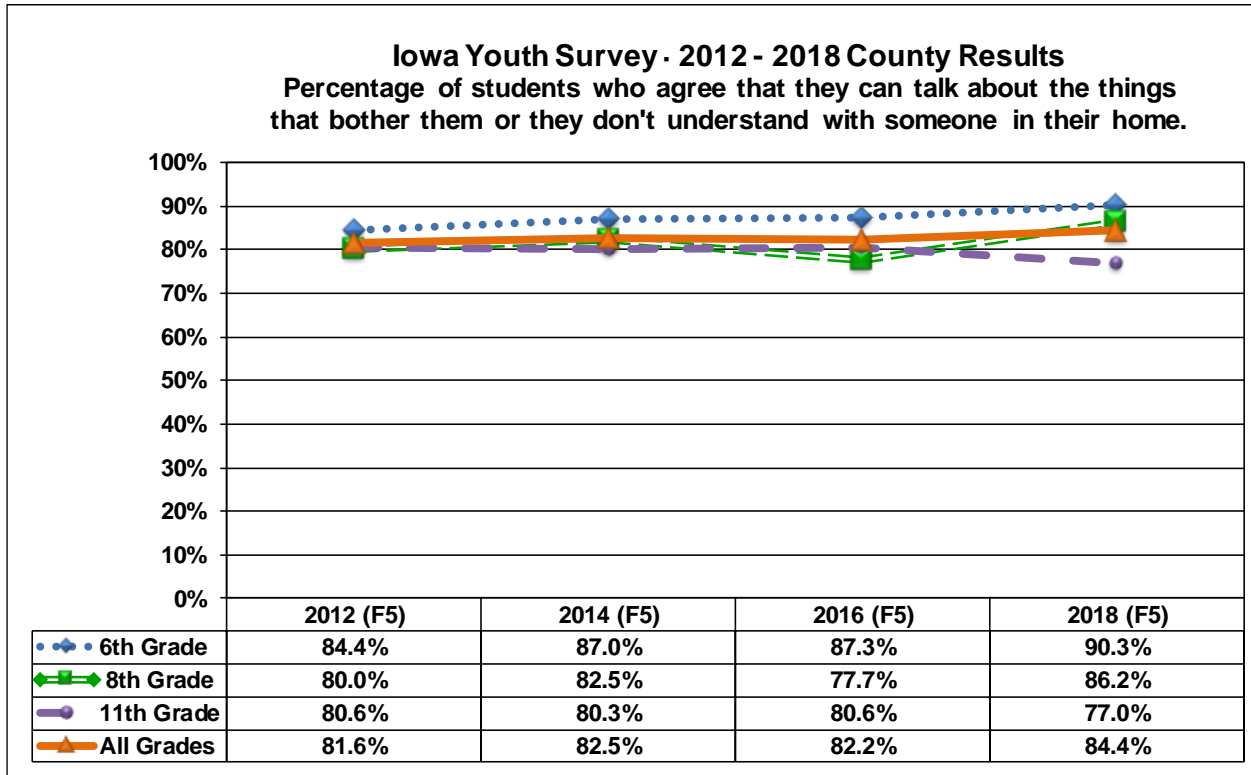
**Note:** Any difference of 1.6 percentage points or greater may be considered statistically significant.

IYS Question: How much do you agree or disagree that each of the following statements is true:  
 There are people living in my home who have a serious alcohol or drug problem.

Responses Represented by Percentages: “Strongly Agree” and “Agree.”

Other Responses to Question: “Disagree” and “Strongly Disagree.”

**Figure 24. Students Have Someone They Can Talk With in Their Home**



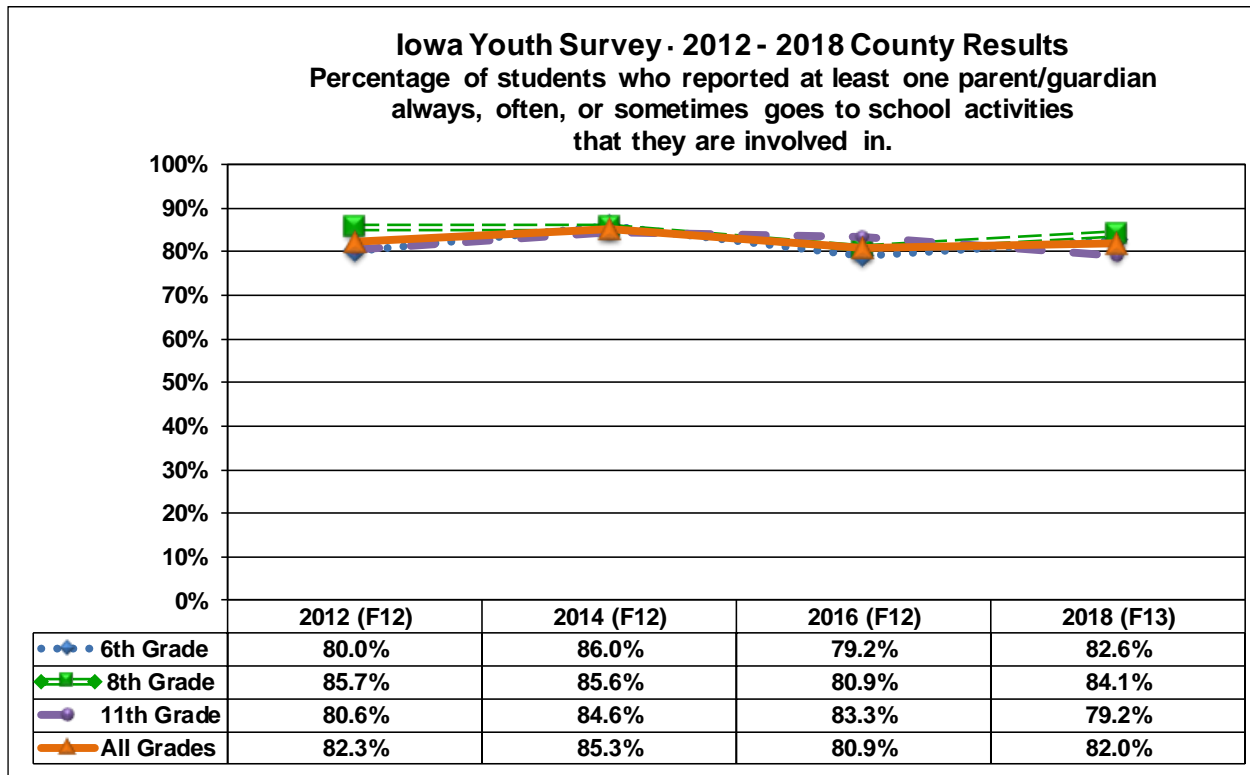
**Note:** Any difference of 1.6 percentage points or greater may be considered statistically significant.

IYS Question: How much do you agree or disagree that each of the following statements is true:  
 I can talk about the things that bother me or I don't understand with someone in my home.

Responses Represented by Percentages: "Strongly Agree" and "Agree."

Other Responses to Question: "Disagree" and "Strongly Disagree."

**Figure 25. Parents/Guardians Attend School Activities**



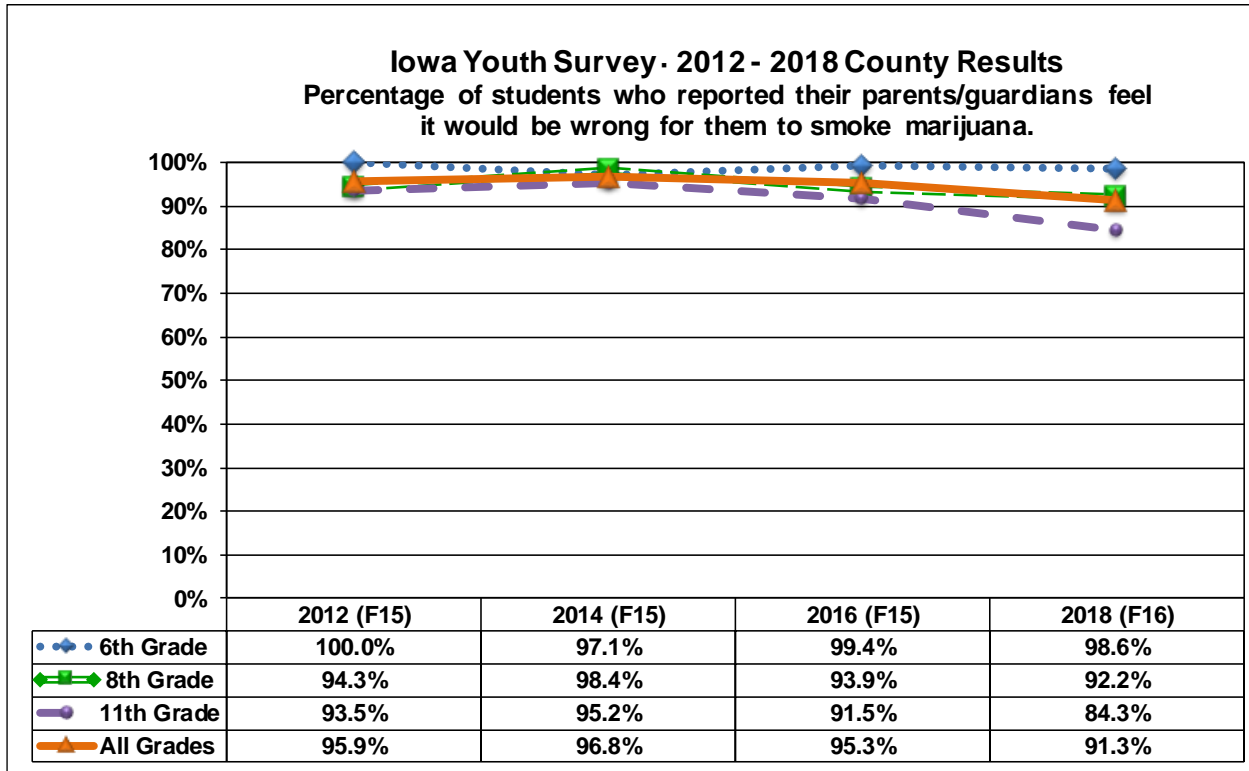
**Note:** Any difference of 1.6 percentage points or greater may be considered statistically significant.

IYS Question: How often do the following occur: At least one of my parents/guardians goes to school activities that I am involved in?

Responses Represented by Percentages: "Always," "Often," and "Sometimes."

Other Response to Question: "Never."

**Figure 26. Parents/Guardians Feel It Would Be Wrong for Student to Smoke Marijuana**



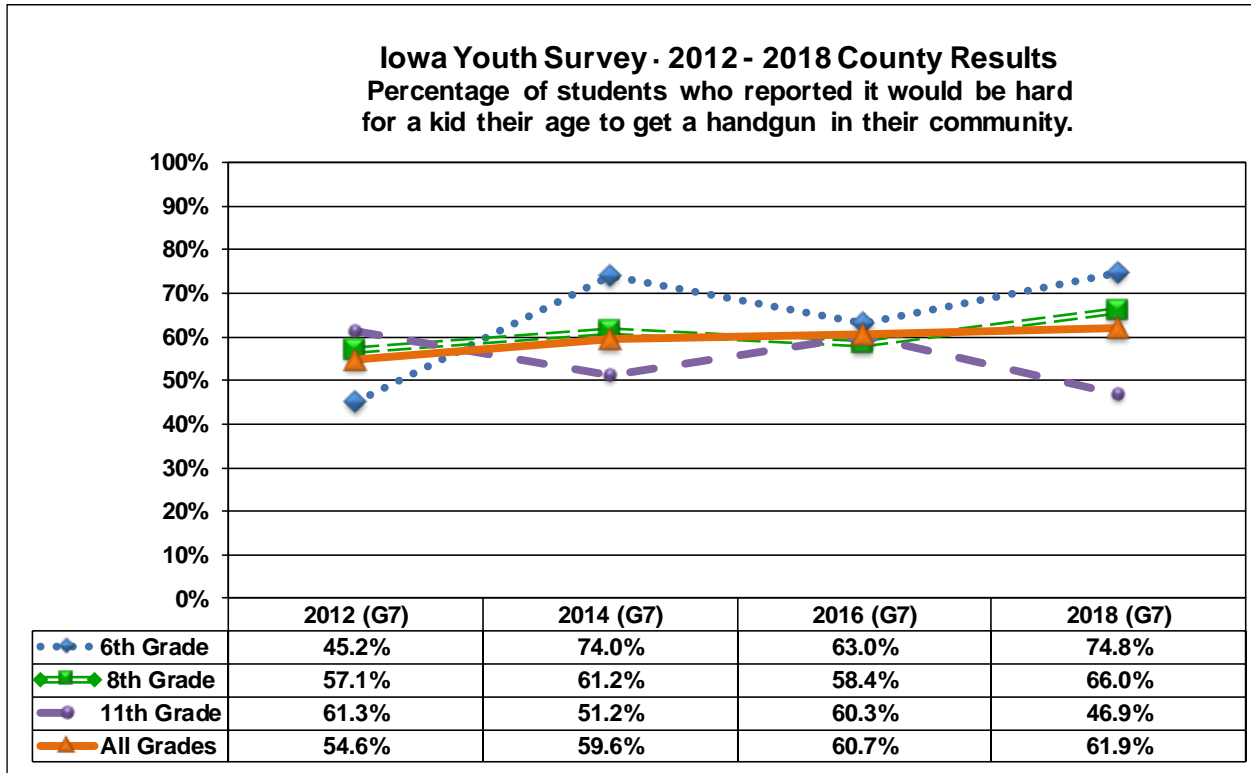
**Note:** Any difference of 1.6 percentage points or greater may be considered statistically significant.

IYS Question: How wrong would your parents/guardians feel it would be for you to: Smoke marijuana?

Responses Represented by Percentages: “Very Wrong” and “Wrong.”

Other Responses to Question: “A Little Wrong,” “Not at All Wrong,” and “Don’t Know.”

**Figure 27. Difficulty of Getting Handgun in Community**



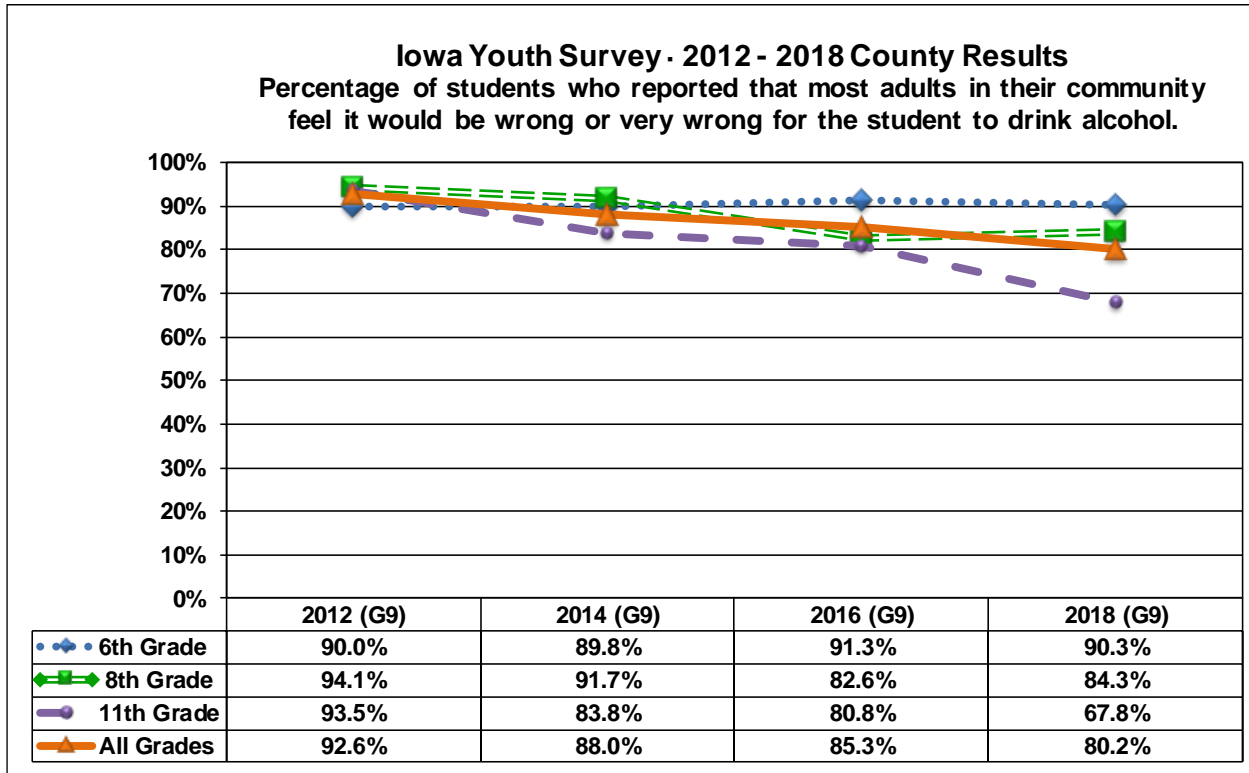
**Note:** Any difference of 1.6 percentage points or greater may be considered statistically significant.

IYS Question: In your neighborhood or community, how difficult do you think it would be for a kid your age to get each of the following: A Handgun?

Responses Represented by Percentages: "Very Hard" and "Hard."

Other Responses to Question: "Easy," "Very Easy," and "Don't Know."

**Figure 28. Adults in the Community Feel It Would Be Wrong for Student to Drink Alcohol**



**Note:** Any difference of 1.6 percentage points or greater may be considered statistically significant.

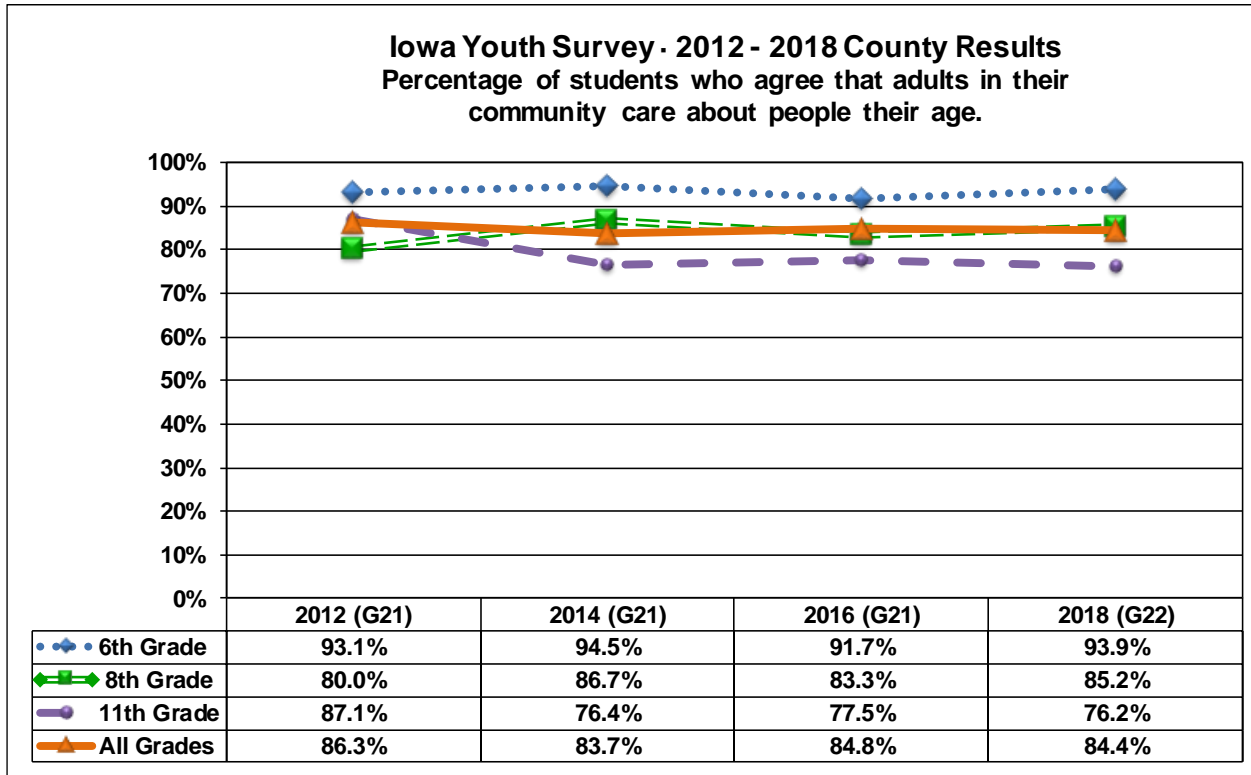
IYS Question: How wrong would most adults in your neighborhood and/or community feel it would be for you to: Drink beer, wine, or hard liquor (for example vodka, whiskey, rum, tequila, gin)?

Responses Represented by Percentages: “Very Wrong” and “Wrong.”

Other Responses to Question: “A Little Wrong,” “Not at All Wrong,” and “Don’t Know.”



**Figure 29. Adults in the Community Care About Students**



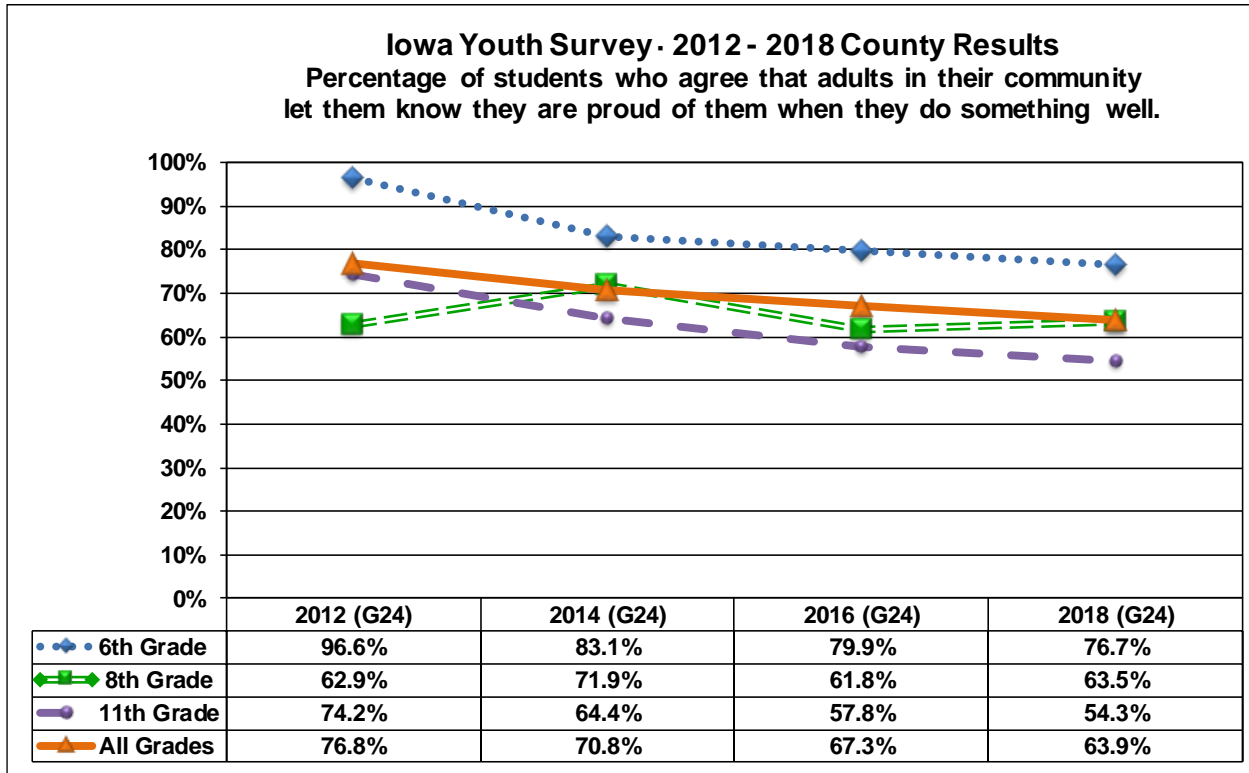
**Note:** Any difference of 1.6 percentage points or greater may be considered statistically significant.

IYS Question: How much do you agree or disagree that each of the following statements is true:  
 Adults in my community care about people my age.

Responses Represented by Percentages: “Strongly Agree” and “Agree.”

Other Responses to Question: “Disagree” and “Strongly Disagree.”

**Figure 30. Adults in the Community Let Students Know They Are Proud of Them**



**Note:** Any difference of 1.6 percentage points or greater may be considered statistically significant.

IYS Question: How much do you agree or disagree that each of the following statements is true:  
 Adults in my neighborhood or community let me know they are proud of me when I do something well.

Responses Represented by Percentages: “Strongly Agree” and “Agree.”

Other Responses to Question: “Disagree” and “Strongly Disagree.”

## Appendix A. Additional Iowa Youth Survey Information

---

### Survey Content

The general content of the questions included in the IYS is similar to previous surveys. Prior to IYS administration, a committee of youth development professionals selected by IDPH reviews and makes recommendations regarding the IYS survey questions. The selection of specific survey questions is, in part, based on experts' suggestions as well as analysis of question and response data collected in previous Iowa Youth Surveys.

### Background

Prior to 1999, the IYS was given to a sample of students in 6th, 8th, 10th, and 12th grades from approximately one-third of Iowa's public school districts.

#### 1999

- The 1999 IYS was different from previous years in both the procedures used to implement the survey and the students who were asked to participate. Beginning in 1999, IYS participation was sought from *all* students in grades 6, 8, and 11 attending public school districts, as well as from students aged 14 to 18 years in alternative programs. This change made it possible to provide youth development data for each participating school district and each county in which participating students reside. The change also made it more feasible to use IYS results to aid in assessing outcomes of community and school youth development programs. It is important to note the change in the grade levels made in 1999 restricts direct comparisons with survey data collected prior to 1999 to grades 6 and 8, and to the schools that participated in those surveys.
- IYS questionnaires were completed on paper by students.
- The 1999 IYS contained 181 questions and the validated record count was 85,426.

#### 2002

- Beginning in 2002, IYS participation was sought to include all non-public schools. This change was made to more accurately reflect the attitudes and perceptions of all Iowa students in grades 6, 8, and 11, not just those attending public schools. Data collected from students attending non-public schools are included in the 2002 and later reports.
- Prior to the 2002 IYS, a committee of state-level planners participated in an interactive process to identify key youth development-related constructs which provide a summary of the data collected within nine framework domains. The data were combined for selected questions and presented in figures in the 2002 trend reports.
- The 2002 IYS contained 191 questions and the validated record count was 96,849.

#### 2005

- A section containing 34 constructs, within nine framework domains, were included in 2005 IYS reports.
- The 2005 IYS contained 190 questions and the validated record count was 98,104.

#### 2008

- In 2008, a change in the method used to conduct the survey took place. All 2008 Iowa Youth Surveys were conducted via the internet and completed by students online through an electronic survey tool (SurveyMonkey) administered by Iowa Department of Administrative Services in conjunction with Iowa Department of Public Health. To ensure a smooth transition for this new procedure, an online pilot test took place in 2007 involving nine school districts.
- The 2008 IYS contained 198 questions and the validated record count was 97,741.

*2010*

- Following the 2008 IYS, the decision was made to change the IYS completion schedule from every three years to every two years, this began in 2010. Also in 2010, changes in funding mechanisms reduced the incentive for school districts to participate in the IYS. Due to these changes, fewer school districts initially signed up to participate. To try to increase the number of participating districts, IDPH re-opened the IYS to accommodate additional districts, changing the close of the IYS data collection period from October to December. Approximately 7.5% of the total number of records were collected during the later time period. Analyses indicated data from the districts that completed the IYS in the second administration period tended to be significantly different than data collected during the traditional IYS collection period, although only by a few percentage points. This difference could be due to the different collection periods. Alternative reasons include, but are not limited to, differences in participants' age between the collection periods, differences in the districts that participated later, or geographic distribution across the state.
- In 2010, eight constructs were eliminated due to component questions either being eliminated or changed significantly, resulting in 26 construct figures in 2010 reports. This change also eliminated one framework domain.
- The 2010 IYS contained 220 questions and the validated record count was 78,382.

*2012*

- In 2012 in an effort to reduce the amount of time it took younger students to complete the IYS, modifications were made to the structure of the survey without changing the content. Skip questions were introduced for questions related to alcohol, tobacco, and marijuana use, as well as gambling and suicidal ideations.
- Prior to 2012, weights were generated based on enrollment data and were only applied to the columns totaling all grades. This process was discontinued in 2012 for a number of reasons including, but not limited to: 1) it shortened the amount of time necessary to generate reports; 2) weights were sometimes interpreted incorrectly by readers; and 3) weights normally had a minor impact on reported data and no effect on the percentages in individual grades.
- In 2012, eight constructs were eliminated due to component questions either being eliminated or changed significantly. This change also eliminated one framework domain.
- The 2012 IYS contained 211 questions and the validated record count was 70,770.

*2014*

- In 2014, three constructs were eliminated due to component questions either being eliminated or changed significantly. This change also eliminated one framework domain.
- The 2014 IYS contained 219 questions and the validated record count was 77,139.

*2016*

- The 2016 IYS contained 212 questions and the validated record count was 84,703.
- Youth-development constructs that provided summary measures based on responses to a combination of two or more questions were eliminated from reports in 2016. The constructs are statistically biased due to construct scoring methods: the strong correlation between the number of items used in constructs and the percentages of favorable and unfavorable responses is indicative of this bias. Furthermore, questions that compose the constructs have been altered over past IYS administrations resulting in an inability to report data for several constructs.
- Due to the elimination of IYS trend reports in 2016, data from 2010, 2012, 2014, and 2016 for 25 individual questions were added to 2016 regular IYS reports.

*2018*

- The 2018 IYS contained 212 questions and the validated record count was 70,451.
- Five trend figures were added to display gender differences in the 11<sup>th</sup> grade.

### **Data Interpretation**

In general, the higher the percentage of students completing the IYS in a county, the more likely the data are representative of all students in grades 6, 8, and 11 residing in that county. Since every school district did not collect data from every student, e.g., home schooled students may not have been surveyed, and the number of school districts participating in the IYS varies each year, there is the possibility the students who complete the IYS are not representative of all students in Iowa.

Additionally, IYS data do not represent youth who may have dropped out of school. It is unknown what biases non-participating youth might introduce into the IYS report percentages. The 2018 Iowa Youth Survey, as in previous years, contains self-reported data and relies on each student's ability to read and honestly respond to each question. Since the 2018 IYS was conducted online, a student's ability to complete the survey is also dependent on possessing basic computer skills. Self-reported behaviors, attitudes, and beliefs are always subject to error (unintentional such as mistakenly selecting the wrong response or intentional such as denial or boasting), and it is not possible to identify records where this occurs. Additionally, some surveys contained missing data indicating not all students answered every question. There are many potential reasons for missing data and why a student may choose not to answer a particular question, including comprehension level (understanding survey language); confidentiality concerns; refusal to provide an answer resulting from lack of interest or motivation; beliefs and attitudes about the subject of the question; or inadvertently skipping a question. In general, the higher the proportion of students participating, the more likely the survey results are representative and without bias. When comparing data from population-specific IYS reports to the state report, the higher the percentage of students who answered the question, the more likely it is that the comparisons with the state report percentages are unbiased.

## **Appendix B. Participating Public School Districts and Non-Public Schools**

---

The public school districts and non-public schools identified by students residing in this county are provided below.

Central Lee Community School District  
Danville Community School District  
Mount Pleasant Community School District  
New London Community School District  
Van Buren Community School District  
Waco Community School District  
Winfield-Mt Union Community School District