

# 2010 IOWA YOUTH SURVEY

## State of Iowa Results

Sponsored By:

**Iowa Department of Public Health**

Division of Behavioral Health

Office of Gambling Treatment and Prevention

Division of Tobacco Use Prevention and Control

**Iowa Department of Education**

**Iowa Department of Human Rights**

Division of Criminal and Juvenile Justice Planning

**Iowa Governor's Office of Drug Control Policy**

Prepared By:

**Iowa Consortium for Substance Abuse Research and Evaluation**

**University of Iowa**



THE IOWA  
**CONSORTIUM**  
FOR SUBSTANCE ABUSE RESEARCH AND EVALUATION

## TABLE OF CONTENTS

Overview.....	1
Background.....	1
Objectives .....	2
2010 Iowa Youth Survey .....	2
Profile of Participation .....	2
Table 1. 2010 IYS Participation .....	3
Survey Content .....	3
Data.....	4
Data Cleaning .....	4
Weighting.....	4
Table 2. Profile of Weights in the 2010 State of Iowa Report.....	5
Data Interpretation .....	5
Data Presentation .....	6
Section I: Data Tables.....	6
Section II: Alcohol, Tobacco, and Other Drug Use Tables.....	6
Section III: Construct Figures .....	8
Table 3. Questions Included in Each Construct.....	10
Recommendations .....	11
Additional Information .....	11
Section I. Data Tables.....	12
Section A. Demographic Characteristics .....	12
Section B. Things I Have Tried or Done and Things That Have Happened to Me.....	16
Section C. My Beliefs and Attitudes.....	60
Section D. Peer Questions .....	71
Section E. School Questions.....	73
Section F. Family Questions.....	84
Section G. Community Questions .....	92
Section II. Alcohol, Tobacco, and Other Drug Use Tables.....	104
Section III: Construct Figures .....	106
Secure and Supportive Family .....	106
Positive Family Relationships .....	106
Family Involvement and Support.....	107
Parental/Guardian Boundaries .....	108
Safe and Supportive School Climate .....	109
School Expectations/Boundaries .....	109
Safe (Nonviolent) School Environment.....	110
School Perceived to Be Safe.....	111
School Staff/Student Support .....	112

Positive Student Norms .....	113
Social Pressure to Use Substances Limited .....	114
Safe and Supportive Community .....	115
Youth Access to Substances Limited .....	115
Safe Neighborhood .....	116
Supportive Neighborhood.....	117
Alcohol/Drug Free Places Available .....	118
Healthy Youth – Avoidance of Risky Behavior.....	119
No Current (past 30 days) Alcohol Use .....	119
Substance Use Risk Awareness .....	120
Violent/Aggressive Behavior Avoidance .....	121
Socially Competent Youth .....	122
Empathy .....	122
Self-Confidence.....	123
Self-Esteem .....	124
Acceptance of Diversity .....	125
Positive Values.....	126
Peer Pressure Resistance.....	127
Youth Successful in School.....	128
Commitment to School/Learning.....	128
Youth Prepared For a Productive Adulthood .....	129
Positive Work Ethic.....	129
Bullying .....	130
Bullying.....	130
Do School Adults Stop Bullying?.....	131

## **Acknowledgments**

There were many individuals and organizations involved in this collaborative effort to collect youth development data from Iowa's 6th, 8th, and 11th grade students. Everyone who participated made a valuable contribution to the 2010 Iowa Youth Survey reports.

We wish to thank all the district superintendents, principals, teachers, counselors, facilitators, parents, and students for their incredible effort. For students enrolled in grades 6, 8, or 11, survey participation decreased from 83.5% in 2008 to 68.1% in 2010. The decrease from 2008 to 2010 was largely due to the changes in funding mechanisms that reduced the incentive for school districts to participate in the IYS. Conducting the Iowa Youth Survey is a learning experience, and the knowledge gained provides the opportunity to be even more successful in subsequent years. Your comments and suggestions continue to be essential.

Thank you to all who contributed to the collection and analyses of the 2010 Iowa Youth Survey data.

## **Overview**

In September through December of 2010, the Iowa Department of Public Health (IDPH) collaborated with schools in Iowa to conduct the 2010 Iowa Youth Survey (IYS). The 2010 IYS is the thirteenth in a series of surveys that have been completed every two or three years since 1975. The survey is conducted with students in grades 6, 8, and 11 attending Iowa public and private schools. The IYS includes questions about students' behaviors, attitudes, and beliefs, as well as their perceptions of peer, family, school, neighborhood, and community environments.

## **Background**

Prior to 1999, surveys were given to a sample of students in 6th, 8th, 10th, and 12th grades from approximately one-third of Iowa's public school districts. In 1999, IYS participation was sought from *all* students in grades 6, 8, and 11 attending public school districts, as well as from students aged 14 to 18 years in alternative programs. This change made it possible to provide youth development data for each participating school district and each county in which participating students reside. The change also made it more feasible to use IYS results to aid in assessing outcomes of community and school youth development programs. It is important to note that the 1999 change in the grade level restricts direct comparisons with survey data collected prior to 1999, except for grades 6 and 8, in the specific schools that participated in the survey.

Beginning in 2002, IYS participation was also sought from all non-public schools. This change was made to more accurately reflect the attitudes and perceptions of all Iowa students in grades 6, 8, and 11, not just those attending public schools. Data collected from students attending non-public schools are included in the 2002 and later reports.

In 2008, a change in the method used to conduct the survey took place. All 2008 Iowa Youth Surveys were conducted via the internet and completed by students online through an electronic survey tool (SurveyMonkey) administered by Iowa Department of Administrative Services in conjunction with Iowa Department of Public Health. To ensure a smooth transition for this new procedure, an online pilot test took place in 2007 involving nine school districts. Prior to implementation of the 2008 IYS, training for school district personnel was held via the Iowa Communications Network (ICN) to provide instruction for online IYS administration.

Also in 2008, the decision was made to change the IYS completion schedule from every three years to every two years. Future Iowa Youth Surveys will be completed in even numbered years, beginning with 2010.

In 2010, school district changes in funding mechanisms reduced the incentive for school districts to participate in the IYS. Due to these changes, fewer school districts initially signed up to participate. To try to increase the number of participating districts, IDPH re-opened the IYS to accommodate additional districts, changing the close of the IYS data collection period from October to December. Approximately 7.5% of the total number of records were collected during the later time period. Analysis shows that data from the districts that completed the IYS in the second administration period tended to be significantly different than data collected during the traditional IYS collection period, although only by a few percentage points. This difference could be because of the different collection periods. Alternative reasons include but are not limited to differences in participants' age between the collection periods, differences in the districts that participated later, or geographic distribution across the state.

## **Objectives**

The 2010 Iowa Youth Survey State of Iowa report is designed to help state-level planners, community agencies, and school personnel identify youth development needs, implement relevant, targeted interventions, and assess outcomes. IYS data can assist in providing a better understanding of students in Iowa and their needs. It can also help to assess the strengths and challenges of schools, families, and communities from the young person's perspective. In addition, IYS data help the state obtain funding for a wide variety of programs and services. The Iowa Youth Survey has proven to be a valuable resource in youth needs assessment, program development, implementation, and outcome evaluation.

Iowa Youth Survey reports can also help Iowa's schools, area education agencies, and counties assess their relative strengths and weaknesses. In addition to the State of Iowa report, multiple population-specific IYS reports are also publicly available. For more information, please check the IYS website: [www.iowayouthsurvey.org](http://www.iowayouthsurvey.org) for the availability of County, Iowa Area Education Agency (AEA), Judicial District, Iowa Department of Public Health Substance Abuse Prevention Service Area, and Trend reports. The total percentages provided in these additional reports, as well as the breakdowns by grade level and gender, can be compared with the respective State of Iowa report percentages to view similarities and differences by region or population.

## **2010 Iowa Youth Survey**

### **Profile of Participation**

The 2010 Iowa Youth Survey was conducted September 27, 2010 through December 17, 2010. A total of 78,382 validated records were received from students across the state. Data in this report assumes each record represents one student. Validated records were received from 76,409 students attending public school districts, and 1,973 students attending non-public schools and a regent's institution. Records were identified from 307 of Iowa's 359 public school districts (86%), and from 31 of the 183 non-public schools (17%), including one regent's institution, for students enrolled in grades 6, 8, or 11. These records may represent additional districts (e.g., when districts whole grade share, when multiple districts reported the same district number, when districts shared their unique Survey Monkey URLs, etc.). The 78,382 validated records received from students completing the IYS represented all 99 counties in Iowa. Nearly all Iowa counties were represented by a minimum of 200 students each.

Table 1 on the following page provides the total number of students enrolled and the number and percent of students completing a validated 2010 IYS, by grade. The first column lists the grade. The second column provides the number of students enrolled in grades 6, 8, and 11, according to the Iowa Department of Education. The third column displays the number of records from students who reported that they were in grades 6, 8, or 11 and completed a validated 2010 IYS. The fourth column provides the percent of students in each grade who completed a validated Iowa Youth Survey. An additional 612 records from students indicating a grade of "ungraded" or "other" and 142 records from students with no reported grade completed the survey and are not included in Table 1, but are included in the data reports.

**Table 1. 2010 IYS Participation**

Grade	Number of Students Enrolled	Number of 2010 IYS Records	Percent Completing 2010 IYS
6	37,893	26,856	70.9%
8	37,663	27,115	72.0%
11	38,354	23,657	61.7%

Note: Seven hundred and fifty-four IYS records did not have grade 6, 8, or 11 selected; these records are not included in this table.

The number of students participating in the 2010 IYS was lower than in 2008. This was largely due to the changes in funding mechanisms that reduced the incentive for school districts to participate in the IYS. In general, the higher the percentage of students completing the IYS, the more likely the data are representative of all students in grades 6, 8, and 11 residing in the state of Iowa.

### Survey Content

The 2010 Iowa Youth Survey contains 220 questions and is divided into seven sections (A-G).

- Section A. Demographic Characteristics (11 questions)
- Section B. Things I Have Tried or Done and Things That Have Happened To Me (105 questions)
- Section C. My Beliefs and Attitudes (27 questions)
- Section D. Peer Questions (4 questions)
- Section E. School Questions (27 questions)
- Section F. Family Questions (20 questions)
- Section G. Community Questions (26 questions)

A committee of youth development professionals was designated by IDPH to review and make recommendations regarding the 2010 survey questions. The selection of specific survey questions was based on analysis of question and response data collected in previous Iowa Youth Surveys. The general content of the questions included in the 2010 IYS is similar to that of previous surveys. Approximately half of the questions and response options from the 2008 IYS were utilized with little or no modification; twenty-six questions from the 2008 IYS were eliminated, thirty-five questions from the 2008 IYS were significantly changed, and forty-nine new questions were added. New questions added to the 2010 IYS include questions to elicit additional, more detailed information on suicide, access to alcohol, access to marijuana, and prescription drug abuse.

The appropriateness of any comparison between the 2010 IYS to surveys from previous years must be considered on a question by question basis. It is important to note that in some cases, the question numbers have changed from year to year. The question wording, response options, and time frames may also have changed (for example the question regarding exercise changed from "On how many of the past seven days did you exercise or do physical activity for a total of 60 minutes," in 2010, to "On how many of the past 7 days were you physically active for a total of 60 minutes or more per day," in 2010). Trend analyses should be considered exploratory at best. If comparisons are made, the results may indicate that school districts *appear* to be significantly different, for better or worse, from the reports generated by previous surveys. However, this appearance may be due to differences in question wording and the representativeness of the sample rather than actual changes in Iowa's youth.

## **Data**

### **Data Cleaning**

A total of 80,734 IYS records were received. Following the data cleaning process, 2,367 records were removed, leaving a total of 78,382 validated Iowa Youth Survey records. Data cleaning included cross referencing and matching uniquely assigned collector IDs (a unique ID assigned to each school district) with the school district and building code as entered by the students. Date and time checks were employed, and information obtained from census forms provided by school districts following survey administration was also reviewed to assist in data cleaning. Analysis was also performed to identify records with no responses recorded in Sections B through G (i.e., the non-demographic content of the survey). Since it was possible for a student to simply refuse to answer any question by leaving it blank, not all of the records with missing responses were removed. In records where the grade variable (question A4) was also missing, records with no responses in Sections B through G were removed since they did not affect the response percentages or the weighting process. Additionally, records with grade level indicated as “ungraded” or “other” with no responses in Sections B through G were also removed since this did not affect the weighting procedure. As a result, 1,137 records with all responses in Sections B through G missing were removed. The IYS data were also compared with Department of Education enrollment figures and as a result of census information obtained from school districts, 1,215 additional records were identified as invalid and removed. One data check used previously proved to be futile for the 2010 IYS; the internet protocol (IP) addresses included in the data file were neither clear nor uniform across all records. These IP addresses were virtually unusable for data cleaning purposes in 2010. It is important to note that no mechanism was in place through the online survey service provider to identify whether more than one record was submitted by the same student (duplicate records); therefore, it was not possible to identify potential duplicates in the data analysis.

Logic checks (data evaluated for conflicting, inconsistent, or illogical responses) were performed on the 2010 data. For each of the logic checks, groups of responses to multiple questions were compared. For example, responses to question B16 (During the past 30 days, on the days you smoked, how many cigarettes did you smoke per day?) were compared to the responses to question B28 (In the past 30 days, on how many days have you smoked cigarettes?). Five groups of questions showed marginally conflicting, inconsistent, or illogical responses greater than 1%. Upon review of all logic checks, it was determined that many of the records may have shown conflicting responses due to the wording of the questions and/or response options, or student misinterpretation. When responses to a group of questions conflict, it is not possible to determine which answer accurately reflects the student’s experience. No records were removed or changed as a result of the logic checks, however, possible causes of conflict should be considered when evaluating questions for future Iowa Youth Surveys.

### **Weighting**

Proportions of enrolled 6th, 8th, and 11th grade students completing the IYS varied, and these differences presented a potential for bias in the columns totaling all grades. Therefore, all percentages in the data sections are weighted although only columns totaling all grades are affected. Since 11th graders may be more likely to use substances than 6th or 8th graders, any significant discrepancy between the proportion of 11th grade students and the other grades who took part in the 2010 IYS would produce a distorted total estimate (i.e., different proportions of students in different grades could produce an artificially high or low total substance use estimate). A statistical weighting procedure reduces this potential bias and allows utilization of all validated data. The proportion of students in Iowa enrolled in each grade was divided by the proportion actually completing an IYS. The resulting fraction is the weighting factor used in this



report. Table 2, found below, provides a descriptive profile of the weights used. The first column lists the grade. The second column presents the percentage of students enrolled in grade 6, 8, or 11 out of the total number of students enrolled in those grades, according to the Iowa Department of Education. The third column is the percentage of students completing the IYS who reported they were in each grade level. The fourth column is the weight applied so that the IYS data are adjusted to represent the population of students in grades 6, 8, and 11. Students who completed the IYS but did not report a grade of 6, 8, or 11 were assigned a weight of 1.

**Table 2. Profile of Weights in the 2010 State of Iowa Report**

<b>Grade</b>	<b>Percent Enrolled</b>	<b>Percent Completing IYS</b>	<b>Weight</b>
6	33.27	34.60	0.962
8	33.06	34.93	0.947
11	33.67	30.47	1.105

### **Data Interpretation**

Since every school district did not collect data from every student, home schooled students may not have been surveyed, and fewer school districts participated in 2010 than in 2008, there is the possibility that the students who completed the 2010 IYS are not representative of all students in Iowa. Additionally, IYS data do not represent youth who may have dropped out of school. It is unknown what biases non-participating youth might introduce into the state report percentages. The 2010 Iowa Youth Survey, as in previous years, contains self-reported data and relies on each student's ability to read and honestly respond to each question. Since the 2010 IYS was conducted online, a student's ability to complete the survey is also dependent on possessing basic computer skills. Self-reported behaviors, attitudes, and beliefs are always subject to error (unintentional such as mistakenly selecting the wrong response or intentional such as denial or boasting), and it is not possible to identify records where this occurs. Additionally, some surveys contained missing data indicating that not all students answered every question. There are many potential reasons for missing data and why a student may choose not to answer a particular question, including comprehension level (understanding survey language); confidentiality concerns; refusal to provide an answer resulting from lack of interest or motivation; beliefs and attitudes about the subject of the question; or inadvertently skipping a question. In general, the higher the proportion of students participating, the more likely the survey results are representative and without bias. When comparing data from population-specific IYS reports to the state report, the higher the percentage of students that answered the question, the more likely it is that the comparisons with the state report percentages are unbiased.

To obtain an estimate of the total number of students in each grade that responded in a particular way to any question, change the percent reported for that response in the appropriate column to a decimal fraction and multiply it by the enrollment numbers provided in Table 1 on page 2. For example, if, in the "11th Grade Total" column, 50% of the grade 11 students who completed the IYS reported that they never gamble, multiply 0.50 times the total 11th grade enrollment number reported in Table 1. Since the data in the state report are weighted and rounded data, the resulting product of the multiplication would be an *estimate* of the total number of 11th graders who reported they never gamble.

## **Data Presentation**

### **Section I: Data Tables**

Data provided in the data tables include the responses to questions that appear in the 2010 Iowa Youth Survey. Two hundred sixteen of the 220 IYS questions are represented and are presented on pages 12 through 103 (the first three questions regarding county number, school district number, and building number are not included in the data table section, nor is the grade identification question that preceded the questions asking about suicide). The questions and responses provided in this report are written verbatim as they appeared in the 2010 survey. Each table contains 13 columns except for the tables for questions B80 through B87 (these questions ask about suicide and were specific to grade). All percentages are rounded; “0%” appearing in any column represents anything less than 0.5% (including 0 or none). Due to rounding, percentages may not add up to exactly 100%. All column percentages are weighted as described on page 4, except for data in the first table (which provides the number of validated IYS records).

The first row of the data tables describes the type of IYS report (i.e., state, county, etc.) and the year. The second row provides the question followed by the 2010 IYS section and question number. Below the question number in the first column are rows containing all possible response options provided on the IYS for that particular question. All percentages in the response rows are based on the number of students who answered that question; missing responses are not included in the calculation. The final row in the table provides the total percentage of all students in that column who responded to the particular question. A low percentage in the last row indicates that some students did not answer that question. In general, the higher the percentage responding, the more likely the responses are representative of students in Iowa. Data tables on pages 28 through 35 (for variables B26, B28 – B41) had an additional row added for the 2010 IYS. This row is a summary of all response options indicating any substance use.

The second through fourth columns below the IYS question, titled “6th Grade,” are weighted percentages based on all of the students in Iowa who answered the question and reported that they were in grade 6. The “TOTAL” column combines all responses (including missing responses for gender), and is followed by data separated for male and female respondents.

Columns five through seven, titled “8th Grade,” provide the data described as above for students reporting they were in grade 8. Columns eight through ten, titled “11th Grade,” present the same data for students reporting they were in grade 11.

Columns eleven through thirteen, titled “All Grades,” include the percentage of all students who reported each of the responses. The results in this column include all of the students in the previous nine columns, as well as an additional 754 students who did not choose grade 6, 8, or 11 when asked to select their grade in school.

### **Section II: Alcohol, Tobacco, and Other Drug Use Tables**

The prevalence of alcohol, tobacco, and other drug (ATOD) use is presented in three tables on pages 104 and 105. Data in the tables include students who indicated current use (use during the past 30 days) as well as students who indicated ever using. All results in the ATOD tables indicate the percentage of records (or students) indicating use; any indication of use for any of the questions associated with that particular substance were coded as use. In accordance with computations in previous IYS reports, if all other responses in the record indicated no use, responses containing missing data were also coded as no use. Also consistent with previous

IYS reports, if all responses were missing, the record is considered to indicate no use. Analysis was performed on missing data patterns to validate that it is reasonable to assume missing data were consistent with no use. Therefore, students who left a question blank are included in the denominator used to calculate the percentage of students who reported use. The criteria for substance use, ever and current, for alcohol, tobacco, and other drugs are defined below.

#### Alcohol Use

- **Alcohol Use: Current**  
Includes students who reported having at least one drink (glass, bottle, or can of beer; glass of wine, liquor, or mixed drink) in the past 30 days, or reported having five or more drinks on at least one day in the last 30 days. The section and question numbers from the 2010 IYS associated with these criteria are B26 and B30.
- **Alcohol Use: Ever**  
Includes students who reported an age when they started drinking; reported drinking five or more drinks on at least one day in the last 30 days; or had at least one drink in the past 30 days. The section and question numbers associated with these criteria are B20, B26, and B30.

#### Tobacco Use

- **Tobacco Use: Current**  
Includes students who reported having used a tobacco product in the past 30 days: cigarettes, cigars, or smokeless tobacco. This includes those who reported that they smoked at least part of a cigarette in the past 30 days; smoked cigarettes or cigars on one or more days in the past 30 days; or used smokeless tobacco in the last 30 days. The respective IYS section and question numbers are B16, B28, B29, and B39.
- **Tobacco Use: Ever**  
Includes students who reported any of the following: that they smoked at least part of a cigarette in the past 30 days; that they had ever tried to quit smoking cigarettes; indicated an age when they started smoking cigarettes; indicated one or more days of smoking cigarettes or cigars in the past 30 days; or reported using smokeless tobacco in the last 30 days. The IYS section and question numbers associated with these criteria are B16, B18, B28, B29, and B39.
- **Cigarette Use: Current**  
Includes students who reported they smoked at least part of one cigarette in the past 30 days, or reported one or more days of smoking cigarettes in the last 30 days. The respective IYS section and question numbers are B16 and B28.
- **Cigarette Use: Ever**  
Includes students who reported that they smoked at least part of one cigarette in the past 30 days; that they had ever tried to quit smoking cigarettes; reported an age when they started smoking cigarettes; or reported one or more days of smoking cigarettes in the past 30 days. The associated IYS section and question numbers are B16, B18, and B28.
- **Cigar Use: Current**  
Includes students who reported one or more days of smoking cigars in the past 30 days. The IYS section and question number associated with this criterion is B29. The

prevalence rate for ever using cigars is not provided since this question is not asked in the survey.

- **Smokeless Tobacco Use: Current**  
Includes students who reported using smokeless tobacco in the last 30 days. The associated IYS section and question number is B39.
- **Smokeless Tobacco Use: Ever**  
Includes students who reported that they had ever used smokeless tobacco. The associated IYS section and question number is B19 and B39.

### Drug Use

- **Drug Use: Current**  
Includes students who reported use of a drug (amphetamines, cocaine, inhalants, marijuana, methamphetamines, or other illegal drug); use of prescription medications not prescribed for the student; use of over the counter medications different from the directions; or use of steroid pills or shots without a doctor's prescription in the past 30 days. The section and question numbers associated with these criteria are B31, B32, B33, B34, B35, B36, B38, B40, and B41.
- **Drug Use: Ever**  
Includes students who reported use of a drug (amphetamines, cocaine, inhalants, marijuana, methamphetamines, or other illegal drug), or use of steroid pills or shots without a doctor's prescription in the past 30 days. Also included are students who reported an age of first use for drugs. The section and question numbers associated with these criteria are B21, B22, B23, B24, B25, B31, B32, B33, B34, B35, B36, B38, B40, and B41. (The prevalence rates for ever using over the counter medications different from the directions and ever using prescription medication not prescribed for the student are not provided since these questions are not asked in the survey).

### **Section III: Construct Figures**

A committee of State planners participated in an interactive process to identify key youth development-related constructs that provide a summary of the data collected within nine framework domains. Thirty-four constructs and accompanying measures (questions derived from the IYS) were identified during previous IYS iterations. In 2010, eight of these constructs were eliminated due to component questions either being eliminated or changed significantly. This change also eliminated one framework domain.

The data for selected questions are combined and presented in 26 figures on pages 106 through 131. Results are reported with the green shaded portion of the bar (on the left) representing the percent of respondents who responded favorably to all of the questions involved in computing a particular construct. The red shaded portion of the bar (on the right) represents the percent of respondents who responded unfavorably to at least one question associated with that construct. Some bars with equal percentages will not appear to be the same length because the bars represent exact percents and the percentage shown is rounded to the nearest integer. Due to rounding, percentages may not add up to exactly 100%. A list of questions and responses associated with each construct follow the construct figure. Unless noted, all response options for questions in each construct were the same. In accordance with computations in previous IYS reports, percentages in all except one of the construct figures are

based on the number of students who answered the respective questions for each particular construct.

Records containing missing response data for any question were not included in the construct for 25 of the 26 constructs. As in previous reports, responses containing missing data for No Current (past 30 days) Alcohol Use were included in the favorable category if all other responses in the record were also coded as favorable. If all responses were missing for questions included in these three constructs, the record was also coded as favorable. Analyses performed on missing data patterns suggested that it is reasonable to assume missing data were consistent with favorable responses. A listing of the framework domains, constructs, and associated questions is presented in Table 3 on the following page.

**Table 3. Questions Included in Each Construct**

<b>IOWA YOUTH DEVELOPMENT RESULTS FRAMEWORK DOMAINS AND CONSTRUCTS</b>	<b>ASSOCIATED QUESTIONS</b>
<b>SECURE AND SUPPORTIVE FAMILY</b>	
Positive Family Relationships	F2, F4, F5, F6
Family Involvement and Support	F7, F8, F9, F10, F11, F12
Parental/Guardian Boundaries	E5, F1
<b>SAFE AND SUPPORTIVE SCHOOL CLIMATE</b>	
School Expectations/Boundaries	E1, E2, E3, E4, E25
Safe (Nonviolent) School Environment	B90, B92
School Perceived to be Safe	E20
School Staff/Student Support	E16, E17, E18, E19, E24, E26
Positive Student Norms	E7, E8, E9, E11, E13, E14
Social Pressure to Use Substances Limited	D1, D2, D3, D4
<b>SAFE AND SUPPORTIVE COMMUNITY</b>	
Youth Access to Substances Limited	G1, G2, G3, G4, G5, G6
Safe Neighborhood	G18, G19
Supportive Neighborhood	G120 G21, G22, G24, G25, G26
Alcohol/Drug Free Places Available	G23
<b>HEALTHY YOUTH — AVOIDANCE OF RISKY BEHAVIOR</b>	
No Current (past 30 days) Alcohol Use	B26, B30
Substance Use Risk Awareness	C18, C19, C20, C21, C22, C23, C24
Violent/Aggressive Behavior Avoidance	B88, B91, B93, B94, B95, B96, B97
<b>SOCIALLY COMPETENT YOUTH</b>	
Empathy	C1, C2, C3
Self-Confidence	C12, C13, C14, C15
Self-Esteem	C7
Acceptance of Diversity	C4, C5
Positive Values	C8, C9, C10, C11
Peer Pressure Resistance	C6
<b>YOUTH SUCCESSFUL IN SCHOOL</b>	
Commitment to School/Learning	E21, E22, E23, E27
<b>YOUTH PREPARED FOR A PRODUCTIVE ADULTHOOD</b>	
Positive Work Ethic	C17
<b>BULLYING</b>	
Bullying	B98, B99, B100, B101, B102, B103, B104, B105
Do School Adults Stop Bullying?	E6

## **Recommendations**

Based on analysis of the 2010 Iowa Youth Survey data, the Iowa Consortium for Substance Abuse Research and Evaluation respectfully offers the following recommendations for future Iowa Youth Surveys:

- Review and possibly add or revise the Iowa Youth Survey questions to better meet the needs of the Iowa Department of Public Health and other participating entities. Consider how revisions would affect trend reporting.
- Review logic checks for groups of related questions. Focus on groups with conflicts equal to or greater than 1% to determine possible causes and effects on the data.
- Review and evaluate constructs to ensure validity. Examine changes in questions and/or question wording through the years for relevance and intended use as they relate to constructs. Consider how revisions would affect trend reporting.
- Utilize skip questions in the survey to shorten the survey by allowing students to skip past specific questions if they answered an earlier question in the negative (e.g., if the student reported they had never consumed alcohol, then they skip the current alcohol use and current binge drinking questions, as well as the questions asking how they obtained the alcohol).
- Remove the “Ungraded” and “Other” response options from the grade question (A4). This question was asked again in 2010 as a filter question prior to the questions on suicide, but without these two response options.
- When conducting the IYS online, information obtained from the census system is extremely useful and important for data cleaning and analysis. Review how and what data will be collected by the online data collection system to ensure necessary data are also collected through the census system so that all needed data are available for the data cleaning process.
- Continue to encourage every public school district and non-public school to participate in future surveys. If possible, provide some sort of incentive such as was offered prior to 2010 that would encourage more districts to participate in future surveys. Communicate benefits of participation and continue to streamline the process to make it as easy as possible for school district personnel and students. Seek input from non-public school representatives on how to effectively increase participation for this population of students.
- Review and discuss weighting procedures for IYS reports.

## **Additional Information**

To obtain more detail regarding Iowa Youth Survey procedures or for answers to general questions, please contact Linda McGinnis at: [linda.mcginis@idph.iowa.gov](mailto:linda.mcginis@idph.iowa.gov). While resources are limited, every effort will be made to promptly respond to requests.

## Section I. Data Tables

Iowa Youth Survey • 2010 State of Iowa Results												
Number of Validated 2010 Iowa Youth Survey Records												
	6th Grade			8th Grade			11th Grade			All Grades		
	TOTAL	Male	Female	TOTAL	Male	Female	TOTAL	Male	Female	TOTAL	Male	Female
	26856	13634	13120	27115	13801	13247	23657	11919	11685	78382	39759	38366

Note: The "Total" columns combine all responses, including missing responses for gender. Results in the "All Grades" columns include all students in the previous nine columns, as well as students who did not choose grade 6, 8, or 11.

## Section A. Demographic Characteristics

Iowa Youth Survey • 2010 State of Iowa Results (weighted)												
In what grade of school are you?												
IYS Question A4	6th Grade			8th Grade			11th Grade			All Grades		
	TOTAL	Male	Female	TOTAL	Male	Female	TOTAL	Male	Female	TOTAL	Male	Female
6th	100%	100%	100%	0%	0%	0%	0%	0%	0%	33%	33%	33%
8th	0%	0%	0%	100%	100%	100%	0%	0%	0%	33%	33%	33%
11th	0%	0%	0%	0%	0%	0%	100%	100%	100%	33%	33%	34%
Ungraded	0%	0%	0%	0%	0%	0%	0%	0%	0%	0%	0%	0%
Other	0%	0%	0%	0%	0%	0%	0%	0%	0%	1%	1%	1%
Percent who answered question	100%	100%	100%	100%	100%	100%	100%	100%	100%	100%	100%	100%



Iowa Youth Survey • 2010 State of Iowa Results (weighted)												
What is your current age?												
IYS Question A5	6th Grade			8th Grade			11th Grade			All Grades		
	TOTAL	Male	Female	TOTAL	Male	Female	TOTAL	Male	Female	TOTAL	Male	Female
9 or under	0%	0%	0%	0%	0%	0%	0%	0%	0%	0%	0%	0%
10	1%	0%	1%	0%	0%	0%	0%	0%	0%	0%	0%	0%
11	70%	65%	75%	0%	0%	0%	0%	0%	0%	23%	21%	25%
12	29%	34%	24%	1%	1%	1%	0%	0%	0%	10%	11%	8%
13	1%	1%	0%	70%	64%	75%	0%	0%	0%	23%	22%	25%
14	0%	0%	0%	29%	34%	24%	0%	0%	0%	10%	11%	8%
15	0%	0%	0%	1%	1%	1%	0%	0%	1%	0%	0%	0%
16	0%	0%	0%	0%	0%	0%	70%	65%	75%	24%	22%	25%
17	0%	0%	0%	0%	0%	0%	28%	33%	23%	10%	11%	8%
18+	0%	0%	0%	0%	0%	0%	1%	1%	1%	1%	1%	0%
Percent who answered question	100%	100%	100%	100%	100%	100%	100%	100%	100%	100%	100%	100%

Iowa Youth Survey • 2010 State of Iowa Results (weighted)												
Are you a male or female?												
IYS Question A6	6th Grade			8th Grade			11th Grade			All Grades		
	TOTAL	Male	Female	TOTAL	Male	Female	TOTAL	Male	Female	TOTAL	Male	Female
Male	51%	100%	0%	51%	100%	0%	50%	100%	0%	51%	100%	0%
Female	49%	0%	100%	49%	0%	100%	50%	0%	100%	49%	0%	100%
Percent who answered question	100%	100%	100%	100%	100%	100%	100%	100%	100%	100%	100%	100%

Iowa Youth Survey • 2010 State of Iowa Results (weighted)												
Would you describe yourself as?												
IYS Question A7	6th Grade			8th Grade			11th Grade			All Grades		
	TOTAL	Male	Female	TOTAL	Male	Female	TOTAL	Male	Female	TOTAL	Male	Female
White	84%	84%	84%	84%	83%	84%	87%	87%	88%	85%	85%	85%
African American	6%	6%	6%	6%	6%	5%	4%	5%	4%	5%	6%	5%
American Indian or Alaska Native	2%	2%	2%	2%	2%	1%	1%	1%	1%	1%	1%	1%
Asian/Pacific Islander	2%	2%	2%	2%	2%	2%	2%	2%	2%	2%	2%	2%
Ethnicity: Hispanic or Latino	6%	6%	6%	7%	6%	7%	5%	5%	6%	6%	6%	6%
Percent who answered question	99%	99%	99%	99%	100%	99%	99%	100%	100%	99%	99%	99%

Iowa Youth Survey • 2010 State of Iowa Results (weighted)												
Where are you now living?												
IYS Question A8	6th Grade			8th Grade			11th Grade			All Grades		
	TOTAL	Male	Female	TOTAL	Male	Female	TOTAL	Male	Female	TOTAL	Male	Female
With a parent/s	96%	96%	96%	96%	96%	96%	95%	95%	95%	96%	96%	96%
With grandparents or other relatives	2%	2%	2%	2%	2%	2%	2%	2%	2%	2%	2%	2%
With foster parents	0%	0%	0%	0%	0%	1%	1%	0%	1%	0%	0%	1%
In shelter care	0%	0%	0%	0%	0%	0%	0%	0%	0%	0%	0%	0%
In a residential group or home	0%	0%	0%	0%	0%	0%	0%	0%	0%	0%	0%	0%
Independent living	0%	0%	0%	0%	0%	0%	0%	1%	0%	0%	0%	0%
Other	1%	1%	1%	1%	1%	1%	1%	1%	1%	1%	1%	1%
Percent who answered question	100%	100%	100%	100%	100%	100%	100%	100%	100%	100%	100%	100%

Iowa Youth Survey • 2010 State of Iowa Results (weighted)												
I have a parent in the military who:												
IYS Question A9	6th Grade			8th Grade			11th Grade			All Grades		
	TOTAL	Male	Female	TOTAL	Male	Female	TOTAL	Male	Female	TOTAL	Male	Female
Is currently away from home because of military service	1%	2%	1%	1%	1%	1%	1%	1%	1%	1%	1%	1%
Returned home from military service in the last year	2%	2%	1%	1%	2%	1%	1%	1%	1%	1%	1%	1%
I do not have a parent in the military	77%	75%	80%	77%	75%	79%	71%	68%	74%	75%	73%	78%
None of the above	20%	22%	18%	21%	22%	19%	27%	30%	24%	23%	25%	20%
Percent who answered question	97%	97%	98%	99%	99%	99%	99%	99%	99%	99%	98%	99%

Iowa Youth Survey • 2010 State of Iowa Results (weighted)												
Do you have a physical, health, or learning disability?												
IYS Question A10	6th Grade			8th Grade			11th Grade			All Grades		
	TOTAL	Male	Female	TOTAL	Male	Female	TOTAL	Male	Female	TOTAL	Male	Female
Yes	9%	11%	7%	9%	10%	7%	9%	9%	8%	9%	10%	7%
No	67%	66%	69%	76%	75%	77%	83%	81%	85%	75%	74%	77%
I don't know	24%	23%	24%	15%	15%	15%	9%	10%	8%	16%	16%	15%
Percent who answered question	99%	98%	99%	99%	99%	99%	100%	100%	100%	99%	99%	99%

Iowa Youth Survey • 2010 State of Iowa Results (weighted)												
Are you a student who has an IEP and/or receives special education services?												
IYS Question A11	6th Grade			8th Grade			11th Grade			All Grades		
	TOTAL	Male	Female	TOTAL	Male	Female	TOTAL	Male	Female	TOTAL	Male	Female
Yes	7%	8%	6%	8%	10%	7%	10%	11%	8%	8%	10%	7%
No	74%	73%	75%	81%	79%	83%	86%	83%	89%	80%	79%	82%
I Don't Know	19%	18%	19%	11%	11%	11%	4%	5%	3%	11%	12%	11%
Percent who answered question	98%	98%	98%	99%	99%	99%	100%	100%	100%	99%	99%	99%

## Section B. Things I Have Tried or Done and Things That Have Happened to Me

Iowa Youth Survey • 2010 State of Iowa Results (weighted)												
On average during the school year, how many hours per week do you spend: Working in a paid job?												
IYS Question B1	6th Grade			8th Grade			11th Grade			All Grades		
	TOTAL	Male	Female	TOTAL	Male	Female	TOTAL	Male	Female	TOTAL	Male	Female
0 hours	80%	77%	84%	75%	71%	79%	43%	43%	43%	66%	63%	68%
1–2 hours	12%	14%	10%	12%	14%	11%	6%	7%	6%	10%	11%	9%
3–5 hours	5%	5%	4%	7%	8%	6%	9%	9%	10%	7%	7%	7%
6–8 hours	2%	2%	2%	3%	3%	2%	10%	10%	11%	5%	5%	5%
9-10 hours	1%	1%	0%	1%	1%	1%	8%	7%	9%	3%	3%	3%
11 or more hours	1%	1%	1%	2%	3%	1%	23%	25%	22%	9%	10%	8%
Percent who answered question	94%	94%	95%	98%	98%	98%	99%	99%	99%	97%	97%	98%

Iowa Youth Survey • 2010 State of Iowa Results (weighted)												
On average during the school year, how many hours per week do you spend: Outside of school with no adult supervision?												
IYS Question B2	6th Grade			8th Grade			11th Grade			All Grades		
	TOTAL	Male	Female	TOTAL	Male	Female	TOTAL	Male	Female	TOTAL	Male	Female
0 hours	33%	31%	34%	17%	17%	17%	7%	7%	6%	19%	18%	19%
1–2 hours	39%	38%	41%	35%	33%	37%	17%	17%	18%	30%	29%	32%
3–5 hours	17%	18%	16%	26%	26%	26%	26%	25%	27%	23%	23%	23%
6–8 hours	5%	6%	4%	11%	11%	10%	18%	18%	18%	12%	12%	11%
9-10 hours	2%	2%	2%	4%	5%	4%	11%	10%	12%	6%	6%	6%
11 or more hours	4%	5%	2%	7%	8%	6%	21%	23%	18%	11%	12%	9%
Percent who answered question	94%	94%	95%	98%	98%	98%	98%	98%	98%	97%	96%	97%

<b>Iowa Youth Survey • 2010 State of Iowa Results (weighted)</b>												
On average during the school year, how many hours per week do you spend: Volunteering either by helping others or helping improve your school or community?												
IYS Question B3	6th Grade			8th Grade			11th Grade			All Grades		
	TOTAL	Male	Female	TOTAL	Male	Female	TOTAL	Male	Female	TOTAL	Male	Female
0 hours	56%	61%	52%	55%	60%	49%	43%	51%	35%	51%	57%	45%
1–2 hours	33%	30%	37%	34%	30%	39%	39%	35%	43%	36%	31%	40%
3–5 hours	7%	6%	8%	8%	7%	9%	12%	9%	14%	9%	7%	11%
6–8 hours	2%	2%	2%	2%	2%	2%	3%	3%	4%	2%	2%	3%
9-10 hours	0%	1%	0%	1%	1%	1%	1%	1%	1%	1%	1%	1%
11 or more hours	1%	1%	1%	1%	1%	1%	2%	2%	2%	1%	1%	1%
Percent who answered question	93%	93%	94%	97%	97%	98%	98%	97%	98%	96%	96%	96%

<b>Iowa Youth Survey • 2010 State of Iowa Results (weighted)</b>												
On average during the school year, how many hours per week do you spend: Participating in extra-curricular activities at school or outside of school (sports, music, clubs, 4-H, scouts, etc.)?												
IYS Question B4	6th Grade			8th Grade			11th Grade			All Grades		
	TOTAL	Male	Female	TOTAL	Male	Female	TOTAL	Male	Female	TOTAL	Male	Female
0 hours	22%	24%	19%	18%	21%	15%	23%	24%	21%	21%	23%	19%
1–2 hours	37%	35%	39%	29%	28%	30%	17%	16%	18%	28%	26%	29%
3–5 hours	25%	23%	26%	23%	22%	25%	19%	18%	20%	22%	21%	23%
6–8 hours	9%	9%	8%	13%	12%	14%	12%	11%	13%	11%	11%	12%
9-10 hours	3%	3%	3%	7%	7%	7%	10%	9%	11%	7%	6%	7%
11 or more hours	5%	6%	4%	9%	11%	8%	20%	23%	17%	11%	13%	10%
Percent who answered question	95%	95%	96%	98%	98%	99%	99%	98%	99%	97%	97%	98%

Iowa Youth Survey • 2010 State of Iowa Results (weighted)												
On average during the school year, how many hours per week do you spend: Reading just for fun?												
IYS Question B5	6th Grade			8th Grade			11th Grade			All Grades		
	TOTAL	Male	Female	TOTAL	Male	Female	TOTAL	Male	Female	TOTAL	Male	Female
0 hours	26%	33%	18%	39%	51%	27%	49%	62%	35%	38%	49%	27%
1–2 hours	51%	48%	55%	40%	35%	46%	32%	26%	39%	41%	36%	46%
3–5 hours	14%	11%	16%	11%	8%	15%	11%	7%	14%	12%	9%	15%
6–8 hours	4%	4%	5%	4%	3%	6%	4%	2%	6%	4%	3%	5%
9-10 hours	2%	1%	2%	2%	1%	2%	2%	1%	3%	2%	1%	2%
11 or more hours	3%	3%	4%	3%	2%	4%	3%	2%	4%	3%	2%	4%
Percent who answered question	95%	95%	96%	98%	98%	98%	98%	98%	98%	97%	97%	98%

Iowa Youth Survey • 2010 State of Iowa Results (weighted)												
On average during the school year, how many hours per week do you spend: At religious services, programs, or activities?												
IYS Question B6	6th Grade			8th Grade			11th Grade			All Grades		
	TOTAL	Male	Female	TOTAL	Male	Female	TOTAL	Male	Female	TOTAL	Male	Female
0 hours	38%	41%	35%	37%	41%	34%	47%	50%	44%	41%	44%	38%
1–2 hours	44%	43%	46%	42%	41%	43%	34%	33%	35%	40%	39%	41%
3–5 hours	14%	12%	15%	16%	14%	18%	13%	12%	15%	14%	13%	16%
6–8 hours	2%	2%	3%	2%	2%	3%	3%	2%	3%	3%	2%	3%
9-10 hours	1%	1%	1%	1%	1%	1%	1%	1%	1%	1%	1%	1%
11 or more hours	1%	1%	1%	1%	1%	1%	1%	1%	1%	1%	1%	1%
Percent who answered question	94%	93%	94%	98%	98%	98%	98%	98%	99%	96%	96%	97%

<b>Iowa Youth Survey • 2010 State of Iowa Results (weighted)</b>												
On average during the school year, how many hours per week do you spend: Doing school assignments or homework outside of school hours?												
IYS Question B7	6th Grade			8th Grade			11th Grade			All Grades		
	TOTAL	Male	Female	TOTAL	Male	Female	TOTAL	Male	Female	TOTAL	Male	Female
0 hours	9%	11%	6%	10%	14%	7%	10%	15%	5%	10%	14%	6%
1–2 hours	72%	71%	73%	63%	63%	63%	46%	49%	42%	60%	61%	59%
3–5 hours	14%	12%	15%	19%	16%	21%	26%	22%	29%	19%	17%	22%
6–8 hours	3%	3%	3%	5%	4%	6%	10%	8%	13%	6%	5%	7%
9-10 hours	1%	1%	1%	1%	1%	2%	4%	3%	6%	2%	2%	3%
11 or more hours	1%	1%	1%	2%	2%	2%	4%	3%	5%	2%	2%	3%
Percent who answered question	97%	96%	97%	99%	99%	99%	99%	99%	99%	98%	98%	99%

<b>Iowa Youth Survey • 2010 State of Iowa Results (weighted)</b>												
On how many of the past 7 days were you physically active for a total of 60 minutes (1 hour) or more per day? (Add up all the time you spent in any kind of physical activity like running, walking fast, swimming, riding a bicycle).												
IYS Question B8	6th Grade			8th Grade			11th Grade			All Grades		
	TOTAL	Male	Female	TOTAL	Male	Female	TOTAL	Male	Female	TOTAL	Male	Female
0 days	3%	4%	3%	3%	3%	3%	6%	5%	6%	4%	4%	4%
1 day	7%	7%	8%	5%	4%	7%	7%	5%	9%	6%	5%	8%
2 days	10%	9%	11%	8%	6%	10%	10%	7%	12%	9%	7%	11%
3 days	13%	12%	15%	11%	9%	13%	12%	9%	15%	12%	10%	15%
4 days	12%	12%	13%	11%	10%	12%	10%	8%	12%	11%	10%	12%
5 days	14%	13%	15%	16%	15%	17%	15%	15%	16%	15%	14%	16%
6 days	9%	9%	9%	11%	11%	12%	12%	12%	11%	11%	10%	11%
7 days	30%	34%	25%	34%	42%	26%	29%	39%	18%	31%	38%	23%
Percent who answered question	99%	99%	99%	99%	100%	100%	99%	99%	100%	99%	99%	99%

Iowa Youth Survey • 2010 State of Iowa Results (weighted)												
During the past 7 days, how many times did you drink 100% fruit juices such as orange juice, apple juice, or grape juice? (Do not count punch, Kool-Aid, sports drinks, or other fruit flavored drinks.)												
IYS Question B9	6th Grade			8th Grade			11th Grade			All Grades		
	TOTAL	Male	Female	TOTAL	Male	Female	TOTAL	Male	Female	TOTAL	Male	Female
I did not drink any 100% fruit juice during the past 7 days	23%	24%	21%	22%	22%	22%	21%	20%	22%	22%	22%	21%
Less than 1 time per day	18%	17%	18%	21%	19%	24%	25%	23%	27%	22%	20%	23%
1 time per day	23%	22%	24%	24%	23%	25%	25%	25%	25%	24%	24%	25%
2 times per day	18%	17%	19%	18%	18%	17%	17%	18%	15%	17%	18%	17%
3 times per day	10%	10%	10%	9%	9%	8%	7%	8%	7%	9%	9%	8%
4 times per day	4%	4%	3%	3%	3%	2%	2%	2%	2%	3%	3%	2%
5 or more times each day	5%	5%	5%	4%	4%	3%	3%	3%	2%	4%	4%	3%
Percent who answered question	99%	99%	99%	99%	99%	99%	99%	99%	99%	99%	99%	99%

Iowa Youth Survey • 2010 State of Iowa Results (weighted)												
During the past 7 days, how many times did you eat fruit? (Do not count fruit juice.)												
IYS Question B10	6th Grade			8th Grade			11th Grade			All Grades		
	TOTAL	Male	Female	TOTAL	Male	Female	TOTAL	Male	Female	TOTAL	Male	Female
I did not eat any fruit during the past 7 days	8%	9%	6%	8%	9%	6%	8%	9%	7%	8%	9%	6%
Less than 1 time each day	14%	15%	13%	17%	16%	18%	22%	22%	21%	18%	18%	17%
1 time per day	26%	26%	27%	29%	28%	29%	32%	31%	32%	29%	29%	29%
2 times per day	26%	24%	27%	25%	24%	26%	24%	22%	25%	25%	23%	26%
3 times per day	15%	14%	16%	13%	13%	13%	10%	10%	10%	12%	12%	13%
4 times per day	5%	5%	6%	4%	4%	4%	3%	3%	3%	4%	4%	4%
5 or more times per day	7%	7%	6%	5%	6%	4%	3%	3%	3%	5%	5%	4%
Percent who answered question	99%	99%	99%	99%	99%	99%	99%	99%	99%	99%	99%	99%



Iowa Youth Survey • 2010 State of Iowa Results (weighted)												
During the past 7 days, how many times did you eat vegetables such as green salad, carrots, or potatoes (do not include french fries, fried potatoes, or potato chips)?												
IYS Question B11	6th Grade			8th Grade			11th Grade			All Grades		
	TOTAL	Male	Female	TOTAL	Male	Female	TOTAL	Male	Female	TOTAL	Male	Female
I did not eat any vegetables during the past 7 days	9%	12%	7%	8%	10%	6%	7%	8%	5%	8%	10%	6%
Less than 1 time per day	28%	29%	27%	31%	31%	31%	36%	37%	35%	32%	33%	31%
2 times per day	38%	36%	40%	39%	37%	42%	39%	37%	42%	39%	37%	41%
3 times per day	14%	12%	15%	13%	13%	13%	11%	11%	11%	12%	12%	13%
4 times per day	5%	5%	5%	4%	4%	4%	3%	3%	4%	4%	4%	4%
5 or more times each day	6%	6%	6%	4%	5%	4%	3%	3%	3%	4%	5%	4%
Percent who answered question	99%	99%	99%	99%	99%	99%	99%	99%	100%	99%	99%	99%

Iowa Youth Survey • 2010 State of Iowa Results (weighted)												
During the past 30 days, how many times have you been absent from school because of illness?												
IYS Question B12	6th Grade			8th Grade			11th Grade			All Grades		
	TOTAL	Male	Female	TOTAL	Male	Female	TOTAL	Male	Female	TOTAL	Male	Female
None	67%	68%	67%	66%	68%	64%	61%	65%	57%	65%	67%	63%
1 time	17%	17%	17%	17%	16%	18%	18%	17%	19%	17%	17%	18%
2 times	9%	9%	9%	9%	9%	10%	11%	9%	12%	9%	9%	10%
3 – 5 times	6%	5%	6%	6%	5%	7%	8%	6%	9%	6%	6%	7%
6 – 10 times	1%	1%	1%	1%	1%	1%	2%	1%	2%	1%	1%	1%
11+ times	0%	1%	0%	1%	1%	0%	1%	1%	1%	1%	1%	1%
Percent who answered question	99%	99%	99%	99%	99%	99%	99%	99%	100%	99%	99%	99%

Iowa Youth Survey • 2010 State of Iowa Results (weighted)												
During the last 3 weeks, how many times have you skipped or “cut” classes or school days?												
IYS Question B13	6th Grade			8th Grade			11th Grade			All Grades		
	TOTAL	Male	Female	TOTAL	Male	Female	TOTAL	Male	Female	TOTAL	Male	Female
None	92%	92%	93%	91%	91%	91%	81%	80%	82%	88%	87%	88%
1 time	5%	5%	5%	5%	5%	5%	8%	8%	8%	6%	6%	6%
2 times	2%	2%	1%	2%	2%	2%	5%	5%	5%	3%	3%	3%
3 – 5 times	1%	1%	1%	1%	1%	1%	4%	4%	4%	2%	2%	2%
6 – 10 times	0%	0%	0%	0%	0%	0%	1%	1%	1%	1%	1%	1%
11+ times	0%	0%	0%	1%	1%	0%	1%	2%	1%	1%	1%	1%
Percent who answered question	99%	99%	99%	99%	99%	99%	99%	99%	99%	99%	99%	99%

Iowa Youth Survey • 2010 State of Iowa Results (weighted)												
In the last 30 days, how many times did you <u>NOT</u> go to school because you felt unsafe at school or on your way to and from school?												
IYS Question B14	6th Grade			8th Grade			11th Grade			All Grades		
	TOTAL	Male	Female	TOTAL	Male	Female	TOTAL	Male	Female	TOTAL	Male	Female
0 times	97%	97%	97%	97%	97%	96%	97%	96%	97%	97%	97%	96%
1 time	2%	2%	2%	2%	1%	2%	2%	1%	2%	2%	2%	2%
2 times	0%	1%	0%	1%	0%	1%	1%	1%	1%	1%	1%	1%
3 or more times	1%	1%	1%	1%	1%	1%	1%	2%	1%	1%	1%	1%
Percent who answered question	99%	98%	99%	99%	99%	99%	99%	99%	99%	99%	99%	99%

Iowa Youth Survey • 2010 State of Iowa Results (weighted)												
About how often in the last 3 weeks have any of your classroom teachers had to stop teaching in order to deal with a major student disruption or behavior problem?												
IYS Question B15	6th Grade			8th Grade			11th Grade			All Grades		
	TOTAL	Male	Female	TOTAL	Male	Female	TOTAL	Male	Female	TOTAL	Male	Female
0 times	29%	31%	27%	27%	29%	24%	41%	43%	38%	32%	34%	30%
1 or 2 times	39%	39%	39%	38%	37%	38%	37%	35%	39%	38%	37%	38%
3 – 5 times	18%	17%	20%	19%	17%	20%	13%	11%	14%	16%	15%	18%
6 – 9 times	5%	5%	6%	7%	6%	8%	4%	4%	5%	5%	5%	6%
10 or more times	8%	8%	8%	11%	11%	10%	6%	6%	5%	8%	9%	8%
Percent who answered question	99%	99%	99%	99%	99%	99%	99%	99%	100%	99%	99%	99%

Iowa Youth Survey • 2010 State of Iowa Results (weighted)												
During the past 30 days, on the days you smoked, how many cigarettes did you smoke per day?												
IYS Question B16	6th Grade			8th Grade			11th Grade			All Grades		
	TOTAL	Male	Female	TOTAL	Male	Female	TOTAL	Male	Female	TOTAL	Male	Female
I have never tried cigarette smoking, not even a few puffs	95%	94%	96%	87%	86%	87%	69%	68%	71%	83%	82%	84%
I did not smoke cigarettes during the past 30 days	4%	4%	3%	9%	9%	8%	16%	16%	16%	10%	10%	9%
Less than 1 cigarette per day	0%	1%	0%	2%	1%	2%	3%	3%	3%	2%	2%	2%
1 cigarette per day	0%	0%	0%	1%	1%	1%	2%	2%	2%	1%	1%	1%
2 to 5 per day	0%	0%	0%	1%	1%	1%	5%	4%	5%	2%	2%	2%
6 to 10 per day	0%	0%	0%	0%	0%	0%	2%	3%	2%	1%	1%	1%
11 to 20 per day	0%	0%	0%	0%	0%	0%	1%	2%	1%	1%	1%	0%
More than 20 per day	0%	0%	0%	1%	1%	0%	1%	2%	0%	1%	1%	0%
Percent who answered question	98%	98%	98%	99%	99%	99%	99%	99%	99%	99%	99%	99%

Iowa Youth Survey • 2010 State of Iowa Results (weighted)												
How many times in the past 12 months have you stopped smoking cigarettes for one day or longer because you were trying to quit?												
IYS Question B17	6th Grade			8th Grade			11th Grade			All Grades		
	TOTAL	Male	Female	TOTAL	Male	Female	TOTAL	Male	Female	TOTAL	Male	Female
I have not smoked cigarettes in the past 12 months	98%	97%	99%	93%	93%	94%	82%	81%	83%	91%	90%	91%
I have not tried to quit	1%	1%	1%	3%	4%	3%	9%	11%	8%	5%	6%	4%
1 time	0%	1%	0%	1%	2%	1%	3%	3%	3%	2%	2%	2%
2 times	0%	0%	0%	1%	1%	1%	2%	2%	2%	1%	1%	1%
3 or more times	0%	1%	0%	1%	2%	1%	3%	3%	3%	2%	2%	2%
Percent who answered question	87%	88%	87%	94%	94%	94%	97%	97%	97%	93%	93%	93%

Iowa Youth Survey • 2010 State of Iowa Results (weighted)												
How old were you (if ever) when you first: Smoked a whole cigarette for the first time?												
IYS Question B18	6th Grade			8th Grade			11th Grade			All Grades		
	TOTAL	Male	Female	TOTAL	Male	Female	TOTAL	Male	Female	TOTAL	Male	Female
Never	97%	96%	98%	89%	89%	90%	71%	70%	73%	86%	85%	87%
8 or Younger	1%	1%	1%	2%	2%	1%	2%	3%	1%	2%	2%	1%
9 or 10	1%	1%	1%	2%	2%	2%	2%	3%	2%	2%	2%	1%
11 or 12	1%	1%	1%	4%	4%	4%	4%	4%	3%	3%	3%	3%
13 or 14	0%	0%	0%	3%	3%	3%	9%	9%	8%	4%	4%	4%
15 or 16	0%	0%	0%	0%	0%	0%	11%	11%	12%	4%	4%	4%
17 or Older	0%	0%	0%	0%	0%	0%	1%	1%	1%	0%	0%	0%
Percent who answered question	98%	98%	98%	99%	99%	99%	99%	99%	99%	99%	99%	99%

Iowa Youth Survey • 2010 State of Iowa Results (weighted)												
How old were you (if ever) when you first: Used smokeless tobacco (chewing tobacco, snuff, plug, dipping tobacco)?												
IYS Question B19	6th Grade			8th Grade			11th Grade			All Grades		
	TOTAL	Male	Female	TOTAL	Male	Female	TOTAL	Male	Female	TOTAL	Male	Female
Never	99%	98%	99%	95%	93%	98%	81%	71%	92%	91%	87%	96%
8 or Younger	0%	1%	0%	1%	1%	0%	1%	2%	0%	1%	1%	0%
9 or 10	0%	1%	0%	1%	1%	0%	1%	1%	0%	1%	1%	0%
11 or 12	0%	1%	0%	2%	2%	1%	2%	3%	0%	1%	2%	0%
13 or 14	0%	0%	0%	2%	3%	1%	5%	8%	2%	2%	4%	1%
15 or 16	0%	0%	0%	0%	0%	0%	9%	14%	5%	3%	5%	2%
17 or Older	0%	0%	0%	0%	0%	0%	1%	1%	0%	0%	0%	0%
Percent who answered question	98%	97%	98%	99%	99%	99%	99%	99%	99%	98%	98%	99%

Iowa Youth Survey • 2010 State of Iowa Results (weighted)												
How old were you (if ever) when you first: Drank (more than a few sips) of alcohol (beer, wine, or liquor)?												
IYS Question B20	6th Grade			8th Grade			11th Grade			All Grades		
	TOTAL	Male	Female	TOTAL	Male	Female	TOTAL	Male	Female	TOTAL	Male	Female
Never	89%	86%	92%	75%	73%	76%	44%	44%	43%	69%	67%	70%
8 or Younger	5%	6%	3%	4%	6%	3%	3%	4%	2%	4%	5%	3%
9 or 10	3%	4%	2%	4%	5%	3%	2%	3%	2%	3%	4%	3%
11 or 12	3%	4%	3%	8%	8%	8%	6%	7%	6%	6%	6%	5%
13 or 14	0%	0%	0%	9%	9%	10%	18%	17%	19%	9%	9%	10%
15 or 16	0%	0%	0%	0%	0%	0%	25%	23%	27%	8%	8%	9%
17 or Older	0%	0%	0%	0%	0%	0%	2%	2%	1%	1%	1%	1%
Percent who answered question	98%	97%	98%	99%	99%	99%	99%	99%	99%	98%	98%	99%

Iowa Youth Survey • 2010 State of Iowa Results (weighted)												
How old were you (if ever) when you first: Tried marijuana (pot, grass, hash, bud, weed)?												
IYS Question B21	6th Grade			8th Grade			11th Grade			All Grades		
	TOTAL	Male	Female	TOTAL	Male	Female	TOTAL	Male	Female	TOTAL	Male	Female
Never	99%	98%	99%	93%	92%	94%	74%	72%	76%	88%	87%	90%
8 or Younger	0%	1%	0%	1%	1%	0%	1%	2%	0%	1%	1%	0%
9 or 10	0%	0%	0%	1%	1%	1%	1%	1%	1%	1%	1%	0%
11 or 12	0%	1%	0%	2%	2%	2%	2%	3%	2%	2%	2%	1%
13 or 14	0%	0%	0%	3%	3%	3%	8%	9%	8%	4%	4%	4%
15 or 16	0%	0%	0%	0%	0%	0%	13%	13%	13%	4%	4%	4%
17 or Older	0%	0%	0%	0%	0%	0%	1%	1%	1%	0%	0%	0%
Percent who answered question	98%	97%	98%	99%	99%	99%	98%	98%	99%	98%	98%	98%

Iowa Youth Survey • 2010 State of Iowa Results (weighted)												
How old were you (if ever) when you first: Tried sniffing glue, breathing the contents of aerosol spray cans, inhaling any other gases or spray in order to get high?												
IYS Question B22	6th Grade			8th Grade			11th Grade			All Grades		
	TOTAL	Male	Female	TOTAL	Male	Female	TOTAL	Male	Female	TOTAL	Male	Female
Never	96%	95%	96%	93%	94%	93%	93%	92%	94%	94%	94%	94%
8 or Younger	2%	2%	2%	2%	2%	1%	1%	2%	1%	2%	2%	1%
9 or 10	1%	1%	1%	1%	1%	1%	1%	1%	0%	1%	1%	1%
11 or 12	1%	1%	1%	2%	1%	2%	1%	1%	1%	1%	1%	1%
13 or 14	0%	0%	0%	2%	1%	2%	2%	2%	2%	1%	1%	2%
15 or 16	0%	0%	0%	0%	0%	0%	2%	2%	2%	1%	1%	1%
17 or Older	0%	0%	0%	0%	0%	0%	0%	0%	0%	0%	0%	0%
Percent who answered question	98%	97%	98%	99%	99%	99%	99%	99%	99%	98%	98%	99%

Iowa Youth Survey • 2010 State of Iowa Results (weighted)												
How old were you (if ever) when you first: Tried methamphetamines (crank)?												
IYS Question B23	6th Grade			8th Grade			11th Grade			All Grades		
	TOTAL	Male	Female	TOTAL	Male	Female	TOTAL	Male	Female	TOTAL	Male	Female
Never	100%	99%	100%	99%	99%	99%	98%	97%	99%	99%	98%	99%
8 or Younger	0%	0%	0%	0%	1%	0%	1%	1%	0%	0%	1%	0%
9 or 10	0%	0%	0%	0%	0%	0%	0%	0%	0%	0%	0%	0%
11 or 12	0%	0%	0%	0%	0%	0%	0%	0%	0%	0%	0%	0%
13 or 14	0%	0%	0%	0%	0%	0%	0%	1%	0%	0%	0%	0%
15 or 16	0%	0%	0%	0%	0%	0%	1%	1%	1%	0%	0%	0%
17 or Older	0%	0%	0%	0%	0%	0%	0%	0%	0%	0%	0%	0%
Percent who answered question	97%	97%	98%	99%	99%	99%	99%	99%	99%	98%	98%	99%

Iowa Youth Survey • 2010 State of Iowa Results (weighted)												
How old were you (if ever) when you first: Tried cocaine (coke [not Coca Cola], rock, crack)?												
IYS Question B24	6th Grade			8th Grade			11th Grade			All Grades		
	TOTAL	Male	Female	TOTAL	Male	Female	TOTAL	Male	Female	TOTAL	Male	Female
Never	99%	99%	100%	99%	98%	99%	96%	95%	98%	98%	97%	99%
8 or Younger	0%	0%	0%	0%	1%	0%	1%	1%	0%	1%	1%	0%
9 or 10	0%	0%	0%	0%	0%	0%	0%	0%	0%	0%	0%	0%
11 or 12	0%	0%	0%	0%	0%	0%	0%	0%	0%	0%	0%	0%
13 or 14	0%	0%	0%	0%	0%	0%	1%	1%	1%	0%	0%	0%
15 or 16	0%	0%	0%	0%	0%	0%	1%	2%	1%	1%	1%	0%
17 or Older	0%	0%	0%	0%	0%	0%	0%	0%	0%	0%	0%	0%
Percent who answered question	98%	97%	98%	99%	99%	99%	99%	99%	99%	98%	98%	99%

Iowa Youth Survey • 2010 State of Iowa Results (weighted)												
How old were you (if ever) when you first: Tried amphetamines other than methamphetamines (like stimulants, uppers, speed)?												
IYS Question B25	6th Grade			8th Grade			11th Grade			All Grades		
	TOTAL	Male	Female	TOTAL	Male	Female	TOTAL	Male	Female	TOTAL	Male	Female
Never	99%	99%	100%	99%	98%	99%	95%	94%	96%	98%	97%	98%
8 or Younger	0%	0%	0%	0%	1%	0%	1%	1%	0%	1%	1%	0%
9 or 10	0%	0%	0%	0%	0%	0%	0%	0%	0%	0%	0%	0%
11 or 12	0%	0%	0%	0%	0%	0%	0%	0%	0%	0%	0%	0%
13 or 14	0%	0%	0%	0%	0%	0%	1%	1%	1%	1%	1%	1%
15 or 16	0%	0%	0%	0%	0%	0%	2%	2%	2%	1%	1%	1%
17 or Older	0%	0%	0%	0%	0%	0%	0%	0%	0%	0%	0%	0%
Percent who answered question	97%	97%	98%	99%	99%	99%	99%	99%	99%	98%	98%	98%

<b>Iowa Youth Survey • 2010 State of Iowa Results (weighted)</b>												
During the last 30 days, on how many days did you have 5 or more drinks of alcohol (glasses, bottles or cans beer; glasses of wine, liquor, mixed drinks) in a row, that is within a couple of hours?												
IYS Question B26	6th Grade			8th Grade			11th Grade			All Grades		
	TOTAL	Male	Female	TOTAL	Male	Female	TOTAL	Male	Female	TOTAL	Male	Female
0 days	98%	97%	98%	92%	93%	92%	76%	75%	77%	88%	88%	89%
1 day	1%	2%	1%	4%	3%	4%	8%	8%	8%	4%	4%	4%
2 days	0%	0%	0%	2%	1%	2%	6%	6%	6%	3%	3%	3%
3 to 5 days	0%	0%	0%	1%	1%	1%	6%	6%	6%	2%	2%	2%
6 to 9 days	0%	0%	0%	0%	0%	0%	3%	3%	2%	1%	1%	1%
10 to 19 days	0%	0%	0%	0%	0%	0%	1%	1%	1%	0%	1%	0%
20 or more days	0%	0%	0%	1%	1%	0%	1%	2%	1%	1%	1%	0%
Percent who answered question	97%	97%	97%	99%	99%	99%	99%	99%	99%	98%	98%	98%
Percent reporting any binge drinking in the last 30 days	2%	3%	2%	8%	7%	8%	24%	25%	23%	12%	12%	11%

<b>Iowa Youth Survey • 2010 State of Iowa Results (weighted)</b>												
In the last 30 days, how many days have you driven a car or other motor vehicle after using any amount of alcohol or other drugs?												
IYS Question B27	6th Grade			8th Grade			11th Grade			All Grades		
	TOTAL	Male	Female	TOTAL	Male	Female	TOTAL	Male	Female	TOTAL	Male	Female
I don't drive	87%	83%	90%	74%	69%	79%	19%	20%	18%	59%	57%	62%
0 days	12%	15%	9%	24%	28%	20%	73%	71%	75%	37%	38%	35%
1 to 2 days	1%	1%	0%	1%	1%	1%	5%	5%	5%	2%	2%	2%
3 to 5 days	0%	0%	0%	0%	0%	0%	1%	1%	1%	1%	1%	0%
6 or more days	0%	1%	0%	1%	1%	0%	2%	3%	1%	1%	1%	1%
Percent who answered question	97%	97%	97%	99%	99%	99%	99%	99%	99%	98%	98%	98%



Iowa Youth Survey • 2010 State of Iowa Results (weighted)												
In the past 30 days, on how many days have you: Smoked cigarettes?												
IYS Question B28	6th Grade			8th Grade			11th Grade			All Grades		
	TOTAL	Male	Female	TOTAL	Male	Female	TOTAL	Male	Female	TOTAL	Male	Female
0 days	99%	98%	99%	95%	95%	95%	84%	84%	85%	92%	92%	93%
1 – 2 days	1%	1%	1%	2%	2%	2%	4%	4%	4%	2%	2%	2%
3 – 5 days	0%	0%	0%	1%	1%	1%	2%	2%	1%	1%	1%	1%
6 – 9 days	0%	0%	0%	0%	0%	0%	1%	1%	1%	0%	1%	0%
10 – 19 days	0%	0%	0%	0%	0%	0%	1%	1%	1%	1%	1%	1%
20 – 29 days	0%	0%	0%	0%	0%	0%	2%	2%	2%	1%	1%	1%
30 days	0%	0%	0%	1%	1%	1%	5%	6%	5%	2%	3%	2%
Percent who answered question	97%	97%	97%	99%	99%	99%	99%	99%	99%	98%	98%	98%
Percent reporting any cigarette use in the last 30 days	1%	2%	1%	5%	5%	5%	16%	16%	15%	8%	8%	7%

Iowa Youth Survey • 2010 State of Iowa Results (weighted)												
In the past 30 days, on how many days have you: Smoked cigars?												
IYS Question B29	6th Grade			8th Grade			11th Grade			All Grades		
	TOTAL	Male	Female	TOTAL	Male	Female	TOTAL	Male	Female	TOTAL	Male	Female
0 days	99%	99%	100%	98%	97%	99%	91%	86%	95%	96%	94%	98%
1 – 2 days	0%	1%	0%	1%	2%	1%	5%	7%	3%	2%	3%	1%
3 – 5 days	0%	0%	0%	0%	0%	0%	2%	2%	1%	1%	1%	0%
6 – 9 days	0%	0%	0%	0%	0%	0%	1%	1%	0%	0%	1%	0%
10 – 19 days	0%	0%	0%	0%	0%	0%	1%	1%	0%	0%	0%	0%
20 – 29 days	0%	0%	0%	0%	0%	0%	0%	0%	0%	0%	0%	0%
30 days	0%	0%	0%	0%	1%	0%	1%	1%	0%	1%	1%	0%
Percent who answered question	97%	96%	97%	99%	98%	99%	99%	98%	99%	98%	98%	98%
Percent reporting any cigar use in the last 30 days	1%	1%	0%	2%	3%	1%	9%	14%	5%	4%	6%	2%

Iowa Youth Survey • 2010 State of Iowa Results (weighted)												
In the past 30 days, on how many days have you: Had at least one drink of alcohol (glass, bottle or can of beer; glass of wine, liquor or mixed drink)?												
IYS Question B30	6th Grade			8th Grade			11th Grade			All Grades		
	TOTAL	Male	Female	TOTAL	Male	Female	TOTAL	Male	Female	TOTAL	Male	Female
0 days	96%	94%	97%	87%	88%	87%	68%	68%	69%	83%	83%	84%
1 – 2 days	3%	4%	3%	9%	8%	9%	17%	16%	18%	10%	9%	10%
3 – 5 days	0%	1%	0%	2%	2%	2%	7%	8%	7%	3%	3%	3%
6 – 9 days	0%	0%	0%	1%	1%	1%	4%	4%	4%	2%	2%	2%
10 – 19 days	0%	0%	0%	0%	0%	0%	2%	2%	2%	1%	1%	1%
20 – 29 days	0%	0%	0%	0%	0%	0%	1%	1%	0%	0%	0%	0%
30 days	0%	1%	0%	1%	1%	1%	1%	1%	1%	1%	1%	1%
Percent who answered question	97%	97%	97%	99%	99%	99%	99%	99%	99%	98%	98%	98%
Percent reporting any alcohol use in the last 30 days	4%	6%	3%	13%	12%	13%	32%	32%	31%	17%	17%	16%

Iowa Youth Survey • 2010 State of Iowa Results (weighted)												
In the past 30 days, on how many days have you: Used marijuana (pot, grass, hash, bud, weed)?												
IYS Question B31	6th Grade			8th Grade			11th Grade			All Grades		
	TOTAL	Male	Female	TOTAL	Male	Female	TOTAL	Male	Female	TOTAL	Male	Female
0 days	99%	99%	100%	96%	96%	96%	87%	85%	89%	94%	93%	95%
1 – 2 days	0%	1%	0%	2%	2%	2%	4%	4%	4%	2%	2%	2%
3 – 5 days	0%	0%	0%	1%	1%	1%	2%	2%	2%	1%	1%	1%
6 – 9 days	0%	0%	0%	0%	0%	0%	1%	2%	1%	1%	1%	1%
10 – 19 days	0%	0%	0%	0%	0%	0%	2%	2%	1%	1%	1%	1%
20 – 29 days	0%	0%	0%	0%	0%	0%	1%	2%	1%	1%	1%	0%
30 days	0%	0%	0%	1%	1%	0%	2%	3%	1%	1%	2%	1%
Percent who answered question	97%	97%	97%	99%	99%	99%	99%	98%	99%	98%	98%	98%
Percent reporting any marijuana use in the last 30 days	1%	1%	0%	4%	4%	4%	13%	15%	11%	6%	7%	5%

Iowa Youth Survey • 2010 State of Iowa Results (weighted)												
In the past 30 days, on how many days have you: Sniffed glue, breathed the contents of gases or sprays in order to get high?												
IYS Question B32	6th Grade			8th Grade			11th Grade			All Grades		
	TOTAL	Male	Female	TOTAL	Male	Female	TOTAL	Male	Female	TOTAL	Male	Female
0 days	98%	97%	98%	97%	97%	96%	98%	97%	99%	97%	97%	98%
1 – 2 days	1%	2%	1%	2%	2%	2%	1%	1%	1%	1%	1%	1%
3 – 5 days	0%	0%	0%	0%	0%	1%	0%	0%	0%	0%	0%	0%
6 – 9 days	0%	0%	0%	0%	0%	0%	0%	0%	0%	0%	0%	0%
10 – 19 days	0%	0%	0%	0%	0%	0%	0%	0%	0%	0%	0%	0%
20 – 29 days	0%	0%	0%	0%	0%	0%	0%	0%	0%	0%	0%	0%
30 days	0%	0%	0%	0%	1%	0%	1%	1%	0%	0%	1%	0%
Percent who answered question	97%	96%	97%	99%	99%	99%	99%	98%	99%	98%	98%	98%
Percent reporting any inhalant use in the last 30 days	2%	3%	2%	3%	3%	4%	2%	3%	1%	3%	3%	2%

Iowa Youth Survey • 2010 State of Iowa Results (weighted)												
In the past 30 days, on how many days have you: Used methamphetamines (crank)?												
IYS Question B33	6th Grade			8th Grade			11th Grade			All Grades		
	TOTAL	Male	Female	TOTAL	Male	Female	TOTAL	Male	Female	TOTAL	Male	Female
0 days	100%	100%	100%	99%	99%	99%	99%	98%	99%	99%	99%	99%
1 – 2 days	0%	0%	0%	0%	0%	0%	0%	0%	0%	0%	0%	0%
3 – 5 days	0%	0%	0%	0%	0%	0%	0%	0%	0%	0%	0%	0%
6 – 9 days	0%	0%	0%	0%	0%	0%	0%	0%	0%	0%	0%	0%
10 – 19 days	0%	0%	0%	0%	0%	0%	0%	0%	0%	0%	0%	0%
20 – 29 days	0%	0%	0%	0%	0%	0%	0%	0%	0%	0%	0%	0%
30 days	0%	0%	0%	0%	1%	0%	1%	1%	0%	0%	1%	0%
Percent who answered question	96%	96%	97%	99%	99%	99%	98%	98%	99%	98%	98%	98%
Percent reporting any methamphetamine use in the last 30 days	0%	0%	0%	1%	1%	1%	1%	2%	1%	1%	1%	1%

Iowa Youth Survey • 2010 State of Iowa Results (weighted)												
In the past 30 days, on how many days have you: Used cocaine (crack, rock, coke [not Coca Cola])?												
IYS Question B34	6th Grade			8th Grade			11th Grade			All Grades		
	TOTAL	Male	Female	TOTAL	Male	Female	TOTAL	Male	Female	TOTAL	Male	Female
0 days	99%	99%	100%	99%	99%	99%	98%	98%	99%	99%	99%	99%
1 – 2 days	0%	0%	0%	0%	0%	0%	1%	1%	0%	0%	0%	0%
3 – 5 days	0%	0%	0%	0%	0%	0%	0%	0%	0%	0%	0%	0%
6 – 9 days	0%	0%	0%	0%	0%	0%	0%	0%	0%	0%	0%	0%
10 – 19 days	0%	0%	0%	0%	0%	0%	0%	0%	0%	0%	0%	0%
20 – 29 days	0%	0%	0%	0%	0%	0%	0%	0%	0%	0%	0%	0%
30 days	0%	0%	0%	0%	1%	0%	1%	1%	0%	0%	1%	0%
Percent who answered question	96%	96%	97%	99%	98%	99%	98%	98%	99%	98%	98%	98%
Percent reporting any cocaine use in the last 30 days	1%	1%	0%	1%	1%	1%	2%	2%	1%	1%	1%	1%

Iowa Youth Survey • 2010 State of Iowa Results (weighted)												
In the past 30 days, on how many days have you: Used amphetamines other than methamphetamines (like stimulants, uppers, speed)?												
IYS Question B35	6th Grade			8th Grade			11th Grade			All Grades		
	TOTAL	Male	Female	TOTAL	Male	Female	TOTAL	Male	Female	TOTAL	Male	Female
0 days	100%	99%	100%	99%	99%	99%	97%	97%	98%	99%	98%	99%
1 – 2 days	0%	0%	0%	0%	0%	0%	1%	1%	1%	0%	1%	0%
3 – 5 days	0%	0%	0%	0%	0%	0%	0%	1%	0%	0%	0%	0%
6 – 9 days	0%	0%	0%	0%	0%	0%	0%	0%	0%	0%	0%	0%
10 – 19 days	0%	0%	0%	0%	0%	0%	0%	0%	0%	0%	0%	0%
20 – 29 days	0%	0%	0%	0%	0%	0%	0%	0%	0%	0%	0%	0%
30 days	0%	0%	0%	0%	1%	0%	1%	1%	0%	0%	1%	0%
Percent who answered question	96%	96%	97%	99%	98%	99%	99%	98%	99%	98%	98%	98%
Percent reporting any amphetamine use in the last 30 days	0%	1%	0%	1%	1%	1%	3%	3%	2%	1%	2%	1%

Iowa Youth Survey • 2010 State of Iowa Results (weighted)												
In the past 30 days, on how many days have you: Used prescription medications that were not prescribed for you by your doctor?												
IYS Question B36	6th Grade			8th Grade			11th Grade			All Grades		
	TOTAL	Male	Female	TOTAL	Male	Female	TOTAL	Male	Female	TOTAL	Male	Female
0 days	98%	98%	98%	97%	97%	96%	93%	92%	93%	96%	96%	96%
1 – 2 days	1%	1%	1%	2%	1%	2%	3%	3%	4%	2%	2%	2%
3 – 5 days	0%	0%	0%	0%	0%	1%	1%	2%	1%	1%	1%	1%
6 – 9 days	0%	0%	0%	0%	0%	0%	1%	1%	1%	0%	0%	0%
10 – 19 days	0%	0%	0%	0%	0%	0%	0%	0%	0%	0%	0%	0%
20 – 29 days	0%	0%	0%	0%	0%	0%	0%	0%	0%	0%	0%	0%
30 days	0%	0%	0%	1%	1%	0%	1%	1%	0%	1%	1%	0%
Percent who answered question	97%	96%	97%	99%	98%	99%	99%	98%	99%	98%	98%	98%
Percent reporting use of any prescription drug not prescribed for you in the last 30 days	2%	2%	2%	3%	3%	4%	7%	8%	7%	4%	4%	4%

Iowa Youth Survey • 2010 State of Iowa Results (weighted)												
In the past 30 days, on how many days have you: Used prescription medications (that were prescribed to you by your doctor) differently from the directions?												
IYS Question B37	6th Grade			8th Grade			11th Grade			All Grades		
	TOTAL	Male	Female	TOTAL	Male	Female	TOTAL	Male	Female	TOTAL	Male	Female
0 days	96%	95%	96%	96%	96%	95%	94%	93%	94%	95%	95%	95%
1 – 2 days	2%	2%	2%	2%	2%	2%	2%	2%	3%	2%	2%	2%
3 – 5 days	1%	1%	1%	1%	1%	1%	1%	1%	1%	1%	1%	1%
6 – 9 days	0%	0%	0%	0%	0%	0%	1%	1%	1%	0%	0%	0%
10 – 19 days	0%	0%	0%	0%	0%	0%	0%	1%	0%	0%	0%	0%
20 – 29 days	0%	0%	0%	0%	0%	0%	0%	0%	0%	0%	0%	0%
30 days	1%	2%	1%	1%	1%	1%	1%	2%	1%	1%	2%	1%
Percent who answered question	96%	96%	97%	99%	99%	99%	99%	98%	99%	98%	98%	98%
Percent reporting use of your prescription drugs differently than prescribed in the last 30 days	4%	5%	4%	4%	4%	5%	6%	7%	6%	5%	5%	5%

Iowa Youth Survey • 2010 State of Iowa Results (weighted)												
In the past 30 days, on how many days have you: Used over the counter medications different from the directions?												
IYS Question B38	6th Grade			8th Grade			11th Grade			All Grades		
	TOTAL	Male	Female	TOTAL	Male	Female	TOTAL	Male	Female	TOTAL	Male	Female
0 days	98%	98%	99%	97%	97%	97%	94%	94%	95%	96%	96%	96%
1 – 2 days	1%	1%	1%	2%	1%	2%	3%	2%	3%	2%	2%	2%
3 – 5 days	0%	0%	0%	1%	0%	1%	1%	1%	1%	1%	1%	1%
6 – 9 days	0%	0%	0%	0%	0%	0%	1%	1%	1%	0%	0%	0%
10 – 19 days	0%	0%	0%	0%	0%	0%	0%	0%	0%	0%	0%	0%
20 – 29 days	0%	0%	0%	0%	0%	0%	0%	0%	0%	0%	0%	0%
30 days	0%	0%	0%	1%	1%	0%	1%	1%	0%	1%	1%	0%
Percent who answered question	96%	96%	97%	99%	98%	99%	99%	98%	99%	98%	98%	98%
Percent reporting any over the counter medication abuse in the last 30 days	2%	2%	1%	3%	3%	3%	6%	6%	5%	4%	4%	4%

Iowa Youth Survey • 2010 State of Iowa Results (weighted)												
In the past 30 days, on how many days have you: Used smokeless tobacco (chewing tobacco, snuff, plug, dipping tobacco)?												
IYS Question B39	6th Grade			8th Grade			11th Grade			All Grades		
	TOTAL	Male	Female	TOTAL	Male	Female	TOTAL	Male	Female	TOTAL	Male	Female
0 days	99%	99%	100%	98%	96%	99%	91%	85%	98%	96%	93%	99%
1 – 2 days	0%	1%	0%	1%	1%	0%	3%	4%	1%	1%	2%	1%
3 – 5 days	0%	0%	0%	0%	1%	0%	1%	2%	0%	1%	1%	0%
6 – 9 days	0%	0%	0%	0%	0%	0%	1%	2%	0%	0%	1%	0%
10 – 19 days	0%	0%	0%	0%	0%	0%	1%	1%	0%	0%	1%	0%
20 – 29 days	0%	0%	0%	0%	0%	0%	1%	1%	0%	0%	0%	0%
30 days	0%	0%	0%	1%	1%	0%	2%	4%	0%	1%	2%	0%
Percent who answered question	97%	96%	97%	99%	98%	99%	99%	98%	99%	98%	98%	98%
Percent reporting any smokeless tobacco use in the last 30 days	1%	1%	0%	2%	4%	1%	9%	15%	2%	4%	7%	1%

Iowa Youth Survey • 2010 State of Iowa Results (weighted)												
In the past 30 days, on how many days have you: Taken steroid pills or shots without a doctor's prescription?												
IYS Question B40	6th Grade			8th Grade			11th Grade			All Grades		
	TOTAL	Male	Female	TOTAL	Male	Female	TOTAL	Male	Female	TOTAL	Male	Female
0 days	99%	99%	100%	99%	98%	99%	98%	98%	99%	99%	98%	99%
1 – 2 days	0%	0%	0%	0%	1%	0%	0%	0%	0%	0%	0%	0%
3 – 5 days	0%	0%	0%	0%	0%	0%	0%	0%	0%	0%	0%	0%
6 – 9 days	0%	0%	0%	0%	0%	0%	0%	0%	0%	0%	0%	0%
10 – 19 days	0%	0%	0%	0%	0%	0%	0%	0%	0%	0%	0%	0%
20 – 29 days	0%	0%	0%	0%	0%	0%	0%	0%	0%	0%	0%	0%
30 days	0%	0%	0%	0%	1%	0%	1%	1%	0%	0%	1%	0%
Percent who answered question	97%	96%	97%	99%	98%	99%	99%	98%	99%	98%	98%	98%
Percent reporting any steroid use in the last 30 days	1%	1%	0%	1%	2%	1%	2%	2%	1%	1%	2%	1%

Iowa Youth Survey • 2010 State of Iowa Results (weighted)												
In the past 30 days, on how many days have you: Taken any other illegal drug (like barbiturates, heroin, hallucinogens) without a doctor's prescription?												
IYS Question B41	6th Grade			8th Grade			11th Grade			All Grades		
	TOTAL	Male	Female	TOTAL	Male	Female	TOTAL	Male	Female	TOTAL	Male	Female
0 days	100%	99%	100%	99%	99%	99%	98%	97%	99%	99%	98%	99%
1 – 2 days	0%	0%	0%	0%	0%	0%	1%	1%	1%	0%	1%	0%
3 – 5 days	0%	0%	0%	0%	0%	0%	0%	0%	0%	0%	0%	0%
6 – 9 days	0%	0%	0%	0%	0%	0%	0%	0%	0%	0%	0%	0%
10 – 19 days	0%	0%	0%	0%	0%	0%	0%	0%	0%	0%	0%	0%
20 – 29 days	0%	0%	0%	0%	0%	0%	0%	0%	0%	0%	0%	0%
30 days	0%	0%	0%	0%	1%	0%	1%	1%	0%	0%	1%	0%
Percent who answered question	96%	96%	97%	99%	98%	99%	99%	98%	99%	98%	98%	98%
Percent reporting any other illegal drugs in the last 30 days	0%	1%	0%	1%	1%	1%	2%	3%	1%	1%	2%	1%

Iowa Youth Survey • 2010 State of Iowa Results (weighted)												
If you drank beer, wine, or liquor in the past 30 days, how often did you drink: Beer?												
IYS Question B42	6th Grade			8th Grade			11th Grade			All Grades		
	TOTAL	Male	Female	TOTAL	Male	Female	TOTAL	Male	Female	TOTAL	Male	Female
I did not drink alcohol during the past 30 days	97%	96%	98%	92%	91%	93%	77%	74%	80%	88%	87%	90%
Sometimes	2%	3%	1%	6%	7%	6%	18%	20%	16%	9%	10%	8%
Often	1%	1%	0%	1%	1%	1%	5%	6%	4%	2%	3%	2%
Percent who answered question	89%	88%	89%	94%	94%	95%	97%	96%	97%	93%	93%	94%

Iowa Youth Survey • 2010 State of Iowa Results (weighted)												
If you drank beer, wine, or liquor in the past 30 days, how often did you drink: Wine?												
IYS Question B43	6th Grade			8th Grade			11th Grade			All Grades		
	TOTAL	Male	Female	TOTAL	Male	Female	TOTAL	Male	Female	TOTAL	Male	Female
I did not drink alcohol during the past 30 days	97%	96%	98%	94%	94%	95%	92%	92%	92%	94%	94%	94%
Sometimes	2%	3%	2%	5%	5%	5%	7%	7%	8%	5%	5%	5%
Often	1%	1%	0%	1%	1%	1%	1%	2%	1%	1%	1%	1%
Percent who answered question	88%	87%	89%	94%	93%	94%	95%	94%	96%	92%	91%	93%

Iowa Youth Survey • 2010 State of Iowa Results (weighted)												
If you drank beer, wine, or liquor in the past 30 days, how often did you drink: Liquor (vodka, whiskey, shots, etc.)?												
IYS Question B44	6th Grade			8th Grade			11th Grade			All Grades		
	TOTAL	Male	Female	TOTAL	Male	Female	TOTAL	Male	Female	TOTAL	Male	Female
I did not drink alcohol during the past 30 days	98%	98%	99%	93%	93%	93%	76%	76%	76%	88%	88%	88%
Sometimes	1%	2%	1%	6%	5%	6%	19%	19%	19%	9%	9%	9%
Often	1%	1%	0%	2%	2%	1%	5%	5%	5%	2%	3%	2%
Percent who answered question	88%	87%	88%	94%	93%	95%	96%	96%	97%	92%	92%	93%



Iowa Youth Survey • 2010 State of Iowa Results (weighted)												
If you drank beer, wine, or liquor in the past 30 days, how often did you drink: Flavored alcohol drinks (hard lemonade, hard cider, etc.)?												
IYS Question B45	6th Grade			8th Grade			11th Grade			All Grades		
	TOTAL	Male	Female	TOTAL	Male	Female	TOTAL	Male	Female	TOTAL	Male	Female
I did not drink alcohol during the past 30 days	97%	97%	98%	92%	92%	91%	79%	82%	75%	89%	90%	87%
Sometimes	2%	2%	2%	7%	6%	8%	17%	14%	20%	9%	8%	10%
Often	1%	1%	0%	2%	2%	2%	4%	3%	4%	2%	2%	2%
Percent who answered question	88%	88%	89%	94%	93%	95%	96%	95%	97%	92%	92%	93%

Iowa Youth Survey • 2010 State of Iowa Results (weighted)												
If you drank beer, wine, or liquor in the past 30 days, how often did you drink: Wine coolers?												
IYS Question B46	6th Grade			8th Grade			11th Grade			All Grades		
	TOTAL	Male	Female	TOTAL	Male	Female	TOTAL	Male	Female	TOTAL	Male	Female
I did not drink alcohol during the past 30 days	98%	98%	98%	94%	95%	93%	88%	92%	84%	93%	95%	92%
Sometimes	1%	1%	1%	4%	3%	5%	10%	6%	14%	5%	4%	7%
Often	1%	1%	0%	1%	1%	1%	2%	2%	2%	1%	1%	1%
Percent who answered question	88%	87%	88%	93%	93%	94%	95%	94%	96%	92%	91%	93%

Iowa Youth Survey • 2010 State of Iowa Results (weighted)												
If you drank beer, wine, or liquor in the past 30 days, how often did you drink: Malt liquor?												
IYS Question B47	6th Grade			8th Grade			11th Grade			All Grades		
	TOTAL	Male	Female	TOTAL	Male	Female	TOTAL	Male	Female	TOTAL	Male	Female
I did not drink alcohol during the past 30 days	99%	99%	99%	97%	97%	98%	93%	92%	94%	96%	96%	97%
Sometimes	1%	1%	0%	2%	2%	2%	5%	5%	4%	3%	3%	2%
Often	0%	1%	0%	1%	1%	1%	2%	2%	1%	1%	1%	1%
Percent who answered question	87%	87%	88%	93%	92%	94%	95%	94%	95%	92%	91%	92%

Iowa Youth Survey • 2010 State of Iowa Results (weighted)												
During the past year, how often did you get alcohol from the following sources: I bought it at a gas station?												
IYS Question B48	6th Grade			8th Grade			11th Grade			All Grades		
	TOTAL	Male	Female	TOTAL	Male	Female	TOTAL	Male	Female	TOTAL	Male	Female
I did not drink alcohol during the past year	99%	99%	100%	98%	98%	99%	92%	91%	93%	96%	96%	97%
Sometimes	0%	0%	0%	1%	1%	1%	6%	7%	6%	3%	3%	2%
Often	0%	0%	0%	1%	1%	0%	2%	2%	1%	1%	1%	1%
Percent who answered question	90%	90%	91%	95%	94%	95%	94%	94%	94%	93%	93%	93%

Iowa Youth Survey • 2010 State of Iowa Results (weighted)												
During the past year, how often did you get alcohol from the following sources: I bought it at a store?												
IYS Question B49	6th Grade			8th Grade			11th Grade			All Grades		
	TOTAL	Male	Female	TOTAL	Male	Female	TOTAL	Male	Female	TOTAL	Male	Female
I did not drink alcohol during the past year	99%	99%	100%	98%	98%	98%	92%	92%	93%	97%	96%	97%
Sometimes	0%	0%	0%	1%	1%	1%	6%	6%	5%	2%	3%	2%
Often	0%	0%	0%	1%	1%	0%	2%	2%	2%	1%	1%	1%
Percent who answered question	90%	89%	91%	95%	94%	95%	94%	93%	94%	93%	92%	93%

Iowa Youth Survey • 2010 State of Iowa Results (weighted)												
During the past year, how often did you get alcohol from the following sources: I bought it at a bar or restaurant?												
IYS Question B50	6th Grade			8th Grade			11th Grade			All Grades		
	TOTAL	Male	Female	TOTAL	Male	Female	TOTAL	Male	Female	TOTAL	Male	Female
I did not drink alcohol during the past year	99%	99%	100%	99%	98%	99%	96%	95%	97%	98%	98%	98%
Sometimes	0%	0%	0%	1%	1%	1%	3%	3%	3%	1%	2%	1%
Often	0%	0%	0%	1%	1%	0%	1%	1%	0%	1%	1%	0%
Percent who answered question	90%	89%	90%	94%	94%	95%	93%	93%	93%	92%	92%	93%

Iowa Youth Survey • 2010 State of Iowa Results (weighted)												
During the past year, how often did you get alcohol from the following sources: I gave a stranger money to buy it for me?												
IYS Question B51	6th Grade			8th Grade			11th Grade			All Grades		
	TOTAL	Male	Female	TOTAL	Male	Female	TOTAL	Male	Female	TOTAL	Male	Female
I did not drink alcohol during the past year	99%	99%	100%	98%	97%	98%	90%	90%	91%	96%	95%	96%
Sometimes	0%	0%	0%	1%	1%	1%	7%	7%	7%	3%	3%	3%
Often	0%	0%	0%	1%	1%	1%	3%	3%	2%	1%	2%	1%
Percent who answered question	90%	90%	91%	95%	94%	95%	94%	94%	94%	93%	92%	93%

Iowa Youth Survey • 2010 State of Iowa Results (weighted)												
During the past year, how often did you get alcohol from the following sources: I gave a brother or sister money to buy it for me?												
IYS Question B52	6th Grade			8th Grade			11th Grade			All Grades		
	TOTAL	Male	Female	TOTAL	Male	Female	TOTAL	Male	Female	TOTAL	Male	Female
I did not drink alcohol during the past year	99%	99%	99%	98%	98%	98%	92%	92%	92%	96%	96%	96%
Sometimes	0%	0%	0%	1%	1%	2%	6%	6%	7%	3%	3%	3%
Often	0%	0%	0%	1%	1%	1%	2%	2%	2%	1%	1%	1%
Percent who answered question	90%	90%	91%	95%	94%	95%	94%	93%	94%	93%	92%	93%

Iowa Youth Survey • 2010 State of Iowa Results (weighted)												
During the past year, how often did you get alcohol from the following sources: I bought it over the internet?												
IYS Question B53	6th Grade			8th Grade			11th Grade			All Grades		
	TOTAL	Male	Female	TOTAL	Male	Female	TOTAL	Male	Female	TOTAL	Male	Female
I did not drink alcohol during the past year	99%	99%	100%	99%	99%	99%	98%	97%	99%	99%	98%	99%
Sometimes	0%	0%	0%	1%	1%	0%	1%	2%	1%	1%	1%	1%
Often	0%	0%	0%	1%	1%	0%	1%	1%	0%	1%	1%	0%
Percent who answered question	90%	89%	90%	94%	94%	95%	93%	93%	93%	92%	92%	93%

Iowa Youth Survey • 2010 State of Iowa Results (weighted)												
During the past year, how often did you get alcohol from the following sources: A friend who is under 21 gave it to me?												
IYS Question B54	6th Grade			8th Grade			11th Grade			All Grades		
	TOTAL	Male	Female	TOTAL	Male	Female	TOTAL	Male	Female	TOTAL	Male	Female
I did not drink alcohol during the past year	99%	99%	99%	95%	95%	94%	80%	82%	79%	91%	92%	90%
Sometimes	1%	1%	1%	4%	4%	5%	15%	14%	17%	7%	6%	8%
Often	0%	0%	0%	1%	1%	1%	4%	4%	5%	2%	2%	2%
Percent who answered question	90%	90%	91%	95%	94%	95%	95%	95%	95%	93%	93%	94%

Iowa Youth Survey • 2010 State of Iowa Results (weighted)												
During the past year, how often did you get alcohol from the following sources: A friend who is over 21 gave it to me?												
IYS Question B55	6th Grade			8th Grade			11th Grade			All Grades		
	TOTAL	Male	Female	TOTAL	Male	Female	TOTAL	Male	Female	TOTAL	Male	Female
I did not drink alcohol during the past year	99%	98%	99%	94%	95%	94%	75%	77%	73%	89%	90%	88%
Sometimes	1%	1%	1%	4%	4%	5%	19%	17%	20%	8%	8%	9%
Often	0%	1%	0%	1%	1%	1%	6%	6%	7%	3%	3%	3%
Percent who answered question	90%	90%	91%	95%	94%	95%	96%	95%	96%	93%	93%	94%

Iowa Youth Survey • 2010 State of Iowa Results (weighted)												
During the past year, how often did you get alcohol from the following sources: A parent gave it to me?												
IYS Question B56	6th Grade			8th Grade			11th Grade			All Grades		
	TOTAL	Male	Female	TOTAL	Male	Female	TOTAL	Male	Female	TOTAL	Male	Female
I did not drink alcohol during the past year	97%	97%	98%	94%	94%	93%	88%	89%	87%	93%	93%	92%
Sometimes	2%	3%	2%	6%	5%	6%	10%	9%	12%	6%	6%	7%
Often	0%	0%	0%	1%	1%	1%	2%	2%	2%	1%	1%	1%
Percent who answered question	90%	90%	91%	95%	94%	95%	94%	93%	94%	93%	92%	93%

Iowa Youth Survey • 2010 State of Iowa Results (weighted)												
During the past year, how often did you get alcohol from the following sources: A brother or sister gave it to me?												
IYS Question B57	6th Grade			8th Grade			11th Grade			All Grades		
	TOTAL	Male	Female	TOTAL	Male	Female	TOTAL	Male	Female	TOTAL	Male	Female
I did not drink alcohol during the past year	99%	99%	99%	96%	97%	96%	90%	90%	89%	95%	95%	95%
Sometimes	1%	1%	1%	3%	2%	3%	9%	8%	9%	4%	4%	5%
Often	0%	0%	0%	1%	1%	1%	2%	2%	2%	1%	1%	1%
Percent who answered question	90%	89%	91%	95%	94%	95%	94%	94%	94%	93%	92%	93%

Iowa Youth Survey • 2010 State of Iowa Results (weighted)												
During the past year, how often did you get alcohol from the following sources: I took it from a store?												
IYS Question B58	6th Grade			8th Grade			11th Grade			All Grades		
	TOTAL	Male	Female	TOTAL	Male	Female	TOTAL	Male	Female	TOTAL	Male	Female
I did not drink alcohol during the past year	99%	99%	100%	98%	98%	99%	97%	96%	98%	98%	98%	99%
Sometimes	0%	0%	0%	1%	1%	1%	2%	3%	2%	1%	1%	1%
Often	0%	0%	0%	1%	1%	0%	1%	2%	1%	1%	1%	0%
Percent who answered question	90%	89%	90%	94%	94%	95%	93%	93%	93%	92%	92%	93%

Iowa Youth Survey • 2010 State of Iowa Results (weighted)												
During the past year, how often did you get alcohol from the following sources: I took it from a friend's house?												
IYS Question B59	6th Grade			8th Grade			11th Grade			All Grades		
	TOTAL	Male	Female	TOTAL	Male	Female	TOTAL	Male	Female	TOTAL	Male	Female
I did not drink alcohol during the past year	99%	99%	99%	97%	97%	97%	93%	92%	93%	96%	96%	96%
Sometimes	0%	1%	0%	2%	2%	3%	6%	6%	6%	3%	3%	3%
Often	0%	0%	0%	1%	1%	1%	1%	2%	1%	1%	1%	1%
Percent who answered question	90%	89%	90%	95%	94%	95%	94%	93%	94%	93%	92%	93%

Iowa Youth Survey • 2010 State of Iowa Results (weighted)												
During the past year, how often did you get alcohol from the following sources: I took it from home without my parents knowing?												
IYS Question B60	6th Grade			8th Grade			11th Grade			All Grades		
	TOTAL	Male	Female	TOTAL	Male	Female	TOTAL	Male	Female	TOTAL	Male	Female
I did not drink alcohol during the past year	99%	99%	99%	94%	95%	94%	89%	89%	89%	94%	94%	94%
Sometimes	1%	1%	1%	4%	4%	5%	9%	8%	9%	5%	4%	5%
Often	0%	1%	0%	1%	1%	1%	2%	2%	2%	1%	1%	1%
Percent who answered question	90%	89%	90%	95%	94%	95%	94%	94%	94%	93%	92%	93%

Iowa Youth Survey • 2010 State of Iowa Results (weighted)												
During the past year, how often did you get alcohol from the following sources: I got it at a party?												
IYS Question B61	6th Grade			8th Grade			11th Grade			All Grades		
	TOTAL	Male	Female	TOTAL	Male	Female	TOTAL	Male	Female	TOTAL	Male	Female
I did not drink alcohol during the past year	99%	98%	99%	94%	95%	94%	74%	76%	72%	88%	89%	88%
Sometimes	1%	1%	1%	4%	4%	5%	19%	18%	21%	8%	8%	9%
Often	0%	1%	0%	2%	2%	2%	7%	7%	8%	3%	3%	3%
Percent who answered question	89%	88%	90%	94%	94%	95%	96%	95%	96%	93%	92%	94%

Iowa Youth Survey • 2010 State of Iowa Results (weighted)												
During the past year, how often did you get alcohol from the following sources: I got it some other way?												
IYS Question B62	6th Grade			8th Grade			11th Grade			All Grades		
	TOTAL	Male	Female	TOTAL	Male	Female	TOTAL	Male	Female	TOTAL	Male	Female
I did not drink alcohol during the past year	98%	98%	99%	94%	95%	94%	84%	84%	84%	92%	92%	92%
Sometimes	1%	1%	1%	4%	4%	4%	12%	11%	12%	6%	5%	6%
Often	0%	1%	0%	2%	1%	2%	4%	5%	4%	2%	2%	2%
Percent who answered question	88%	88%	89%	94%	93%	95%	93%	93%	94%	92%	91%	92%

Iowa Youth Survey • 2010 State of Iowa Results (weighted)												
During the past year, did you use a fake I.D. to purchase alcohol?												
IYS Question B63	6th Grade			8th Grade			11th Grade			All Grades		
	TOTAL	Male	Female	TOTAL	Male	Female	TOTAL	Male	Female	TOTAL	Male	Female
Yes	1%	1%	0%	1%	2%	1%	2%	3%	1%	1%	2%	1%
No	99%	99%	100%	99%	98%	99%	98%	97%	99%	99%	98%	99%
Percent who answered question	92%	91%	94%	96%	95%	97%	97%	96%	98%	95%	94%	96%

Iowa Youth Survey • 2010 State of Iowa Results (weighted)												
During the past year, how often did you get marijuana from the following sources: I got it from my own parent?												
IYS Question B64	6th Grade			8th Grade			11th Grade			All Grades		
	TOTAL	Male	Female	TOTAL	Male	Female	TOTAL	Male	Female	TOTAL	Male	Female
I did not get any marijuana during the past year	99%	99%	99%	99%	99%	99%	98%	98%	98%	99%	99%	99%
Sometimes	0%	0%	0%	1%	1%	1%	1%	1%	1%	1%	1%	1%
Often	0%	0%	0%	1%	1%	0%	1%	1%	1%	1%	1%	0%
Percent who answered question	89%	88%	89%	94%	93%	95%	94%	94%	95%	92%	92%	93%

Iowa Youth Survey • 2010 State of Iowa Results (weighted)												
During the past year, how often did you get marijuana from the following sources: I got it from a friend's parent?												
IYS Question B65	6th Grade			8th Grade			11th Grade			All Grades		
	TOTAL	Male	Female	TOTAL	Male	Female	TOTAL	Male	Female	TOTAL	Male	Female
I did not get any marijuana during the past year	99%	99%	99%	98%	98%	99%	96%	96%	96%	98%	98%	98%
Sometimes	0%	0%	0%	1%	1%	1%	2%	2%	3%	1%	1%	1%
Often	0%	0%	0%	1%	1%	0%	2%	2%	1%	1%	1%	1%
Percent who answered question	88%	88%	89%	94%	93%	95%	95%	94%	95%	92%	92%	93%

Iowa Youth Survey • 2010 State of Iowa Results (weighted)												
During the past year, how often did you get marijuana from the following sources: I got it from a friend my age?												
IYS Question B66	6th Grade			8th Grade			11th Grade			All Grades		
	TOTAL	Male	Female	TOTAL	Male	Female	TOTAL	Male	Female	TOTAL	Male	Female
I did not get any marijuana during the past year	99%	99%	99%	95%	95%	96%	83%	81%	84%	92%	91%	93%
Sometimes	0%	1%	0%	3%	3%	3%	10%	11%	10%	5%	5%	5%
Often	0%	1%	0%	2%	2%	1%	7%	8%	6%	3%	4%	3%
Percent who answered question	88%	88%	89%	94%	94%	95%	96%	96%	97%	93%	92%	94%

Iowa Youth Survey • 2010 State of Iowa Results (weighted)												
During the past year, how often did you get marijuana from the following sources: I got it from an older friend?												
IYS Question B67	6th Grade			8th Grade			11th Grade			All Grades		
	TOTAL	Male	Female	TOTAL	Male	Female	TOTAL	Male	Female	TOTAL	Male	Female
I did not get any marijuana during the past year	99%	99%	99%	95%	95%	96%	85%	85%	85%	93%	93%	93%
Sometimes	0%	1%	0%	3%	3%	3%	9%	8%	9%	4%	4%	4%
Often	0%	1%	0%	2%	2%	2%	6%	7%	6%	3%	3%	3%
Percent who answered question	88%	88%	89%	94%	93%	95%	96%	95%	96%	93%	92%	94%

Iowa Youth Survey • 2010 State of Iowa Results (weighted)												
During the past year, how often did you get marijuana from the following sources: I got it from my brother or sister?												
IYS Question B68	6th Grade			8th Grade			11th Grade			All Grades		
	TOTAL	Male	Female	TOTAL	Male	Female	TOTAL	Male	Female	TOTAL	Male	Female
I did not get any marijuana during the past year	99%	99%	99%	98%	98%	98%	96%	95%	96%	98%	97%	98%
Sometimes	0%	0%	0%	1%	1%	1%	2%	2%	2%	1%	1%	1%
Often	0%	0%	0%	1%	1%	1%	2%	2%	1%	1%	1%	1%
Percent who answered question	88%	88%	89%	94%	93%	95%	95%	94%	95%	92%	92%	93%



Iowa Youth Survey • 2010 State of Iowa Results (weighted)												
During the past year, how often did you get marijuana from the following sources: I grow it on my own?												
IYS Question B69	6th Grade			8th Grade			11th Grade			All Grades		
	TOTAL	Male	Female	TOTAL	Male	Female	TOTAL	Male	Female	TOTAL	Male	Female
I did not get any marijuana during the past year	99%	99%	100%	98%	97%	99%	96%	95%	98%	98%	97%	99%
Sometimes	0%	0%	0%	1%	1%	1%	2%	2%	1%	1%	1%	1%
Often	0%	1%	0%	1%	2%	1%	2%	3%	1%	1%	2%	1%
Percent who answered question	88%	88%	89%	94%	93%	95%	94%	94%	95%	92%	91%	93%

Iowa Youth Survey • 2010 State of Iowa Results (weighted)												
During the past year, how often did you get marijuana from the following sources: I got it from a community member?												
IYS Question B70	6th Grade			8th Grade			11th Grade			All Grades		
	TOTAL	Male	Female	TOTAL	Male	Female	TOTAL	Male	Female	TOTAL	Male	Female
I did not get any marijuana during the past year	99%	99%	99%	98%	98%	99%	95%	94%	97%	97%	97%	98%
Sometimes	0%	0%	0%	1%	1%	1%	2%	3%	2%	1%	1%	1%
Often	0%	1%	0%	1%	1%	1%	2%	3%	2%	1%	2%	1%
Percent who answered question	88%	87%	89%	94%	93%	95%	94%	94%	95%	92%	91%	93%

Iowa Youth Survey • 2010 State of Iowa Results (weighted)												
During the past 12 months how many times have you bet or gambled for money or possessions that you have won or lost in any of the following ways: Sports?												
IYS Question B71	6th Grade			8th Grade			11th Grade			All Grades		
	TOTAL	Male	Female	TOTAL	Male	Female	TOTAL	Male	Female	TOTAL	Male	Female
I did not gamble in the past 12 months	89%	84%	93%	84%	76%	91%	86%	77%	95%	86%	79%	93%
1 time	6%	8%	4%	8%	11%	5%	6%	9%	3%	7%	10%	4%
2 or 3 times	3%	4%	2%	5%	8%	2%	5%	7%	2%	4%	6%	2%
4 to 9 times	1%	1%	0%	1%	2%	0%	1%	2%	0%	1%	2%	0%
10 or more times	2%	3%	1%	2%	3%	1%	2%	3%	0%	2%	3%	1%
Percent who answered question	91%	92%	91%	96%	96%	97%	97%	97%	98%	95%	95%	95%

<b>Iowa Youth Survey • 2010 State of Iowa Results (weighted)</b>												
During the past 12 months how many times have you bet or gambled for money or possessions that you have won or lost in any of the following ways: Card games with friends or family?												
IYS Question B72	6th Grade			8th Grade			11th Grade			All Grades		
	TOTAL	Male	Female	TOTAL	Male	Female	TOTAL	Male	Female	TOTAL	Male	Female
I did not gamble in the past 12 months	84%	81%	87%	80%	75%	85%	82%	75%	89%	82%	77%	87%
1 time	8%	9%	7%	9%	11%	8%	6%	8%	5%	8%	9%	6%
2 or 3 times	4%	5%	3%	6%	8%	5%	7%	9%	4%	6%	7%	4%
4 to 9 times	1%	2%	1%	2%	2%	1%	2%	3%	1%	2%	3%	1%
10 or more times	2%	3%	1%	3%	4%	1%	3%	4%	1%	2%	4%	1%
Percent who answered question	91%	91%	92%	96%	96%	97%	97%	97%	98%	95%	95%	95%

<b>Iowa Youth Survey • 2010 State of Iowa Results (weighted)</b>												
During the past 12 months how many times have you bet or gambled for money or possessions that you have won or lost in any of the following ways: Internet?												
IYS Question B73	6th Grade			8th Grade			11th Grade			All Grades		
	TOTAL	Male	Female	TOTAL	Male	Female	TOTAL	Male	Female	TOTAL	Male	Female
I did not gamble in the past 12 months	96%	95%	97%	96%	94%	97%	96%	95%	98%	96%	94%	97%
1 time	2%	2%	1%	2%	2%	1%	1%	2%	1%	1%	2%	1%
2 or 3 times	1%	1%	1%	1%	1%	1%	1%	1%	0%	1%	1%	1%
4 to 9 times	0%	0%	0%	0%	1%	0%	0%	1%	0%	0%	1%	0%
10 or more times	2%	2%	1%	1%	2%	1%	1%	2%	1%	1%	2%	1%
Percent who answered question	90%	90%	91%	95%	95%	96%	96%	96%	97%	94%	94%	95%

<b>Iowa Youth Survey • 2010 State of Iowa Results (weighted)</b>												
During the past 12 months how many times have you bet or gambled for money or possessions that you have won or lost in any of the following ways: Personal skill games such as pool, bowling, or dominoes?												
IYS Question B74	6th Grade			8th Grade			11th Grade			All Grades		
	TOTAL	Male	Female	TOTAL	Male	Female	TOTAL	Male	Female	TOTAL	Male	Female
I did not gamble in the past 12 months	90%	87%	94%	88%	83%	92%	89%	83%	95%	89%	84%	94%
1 time	5%	6%	3%	6%	8%	4%	4%	6%	2%	5%	6%	3%
2 or 3 times	2%	3%	1%	4%	5%	2%	4%	6%	2%	3%	5%	2%
4 to 9 times	1%	1%	1%	1%	1%	0%	1%	2%	0%	1%	2%	1%
10 or more times	2%	3%	1%	2%	3%	1%	2%	3%	0%	2%	3%	1%
Percent who answered question	91%	91%	91%	96%	96%	96%	97%	96%	98%	95%	94%	95%

<b>Iowa Youth Survey • 2010 State of Iowa Results (weighted)</b>												
During the past 12 months how many times have you bet or gambled for money or possessions that you have won or lost in any of the following ways: Video or arcade games?												
IYS Question B75	6th Grade			8th Grade			11th Grade			All Grades		
	TOTAL	Male	Female	TOTAL	Male	Female	TOTAL	Male	Female	TOTAL	Male	Female
I did not gamble in the past 12 months	90%	87%	94%	89%	84%	95%	92%	86%	97%	90%	86%	95%
1 time	5%	6%	3%	5%	7%	3%	3%	5%	2%	4%	6%	2%
2 or 3 times	2%	3%	1%	3%	4%	2%	2%	4%	1%	2%	4%	1%
4 to 9 times	1%	1%	0%	1%	1%	0%	1%	2%	0%	1%	1%	0%
10 or more times	2%	3%	1%	2%	3%	1%	2%	3%	0%	2%	3%	1%
Percent who answered question	91%	91%	91%	96%	96%	96%	97%	96%	97%	94%	94%	95%

<b>Iowa Youth Survey • 2010 State of Iowa Results (weighted)</b>												
During the past 12 months how many times have you bet or gambled for money or possessions that you have won or lost in any of the following ways: Dice games?												
IYS Question B76	6th Grade			8th Grade			11th Grade			All Grades		
	TOTAL	Male	Female	TOTAL	Male	Female	TOTAL	Male	Female	TOTAL	Male	Female
I did not gamble in the past 12 months	94%	92%	96%	94%	92%	96%	95%	93%	97%	94%	92%	96%
1 time	3%	4%	2%	3%	3%	2%	2%	2%	1%	2%	3%	2%
2 or 3 times	1%	2%	1%	2%	2%	1%	1%	2%	1%	1%	2%	1%
4 to 9 times	0%	1%	0%	1%	1%	0%	1%	1%	0%	1%	1%	0%
10 or more times	1%	2%	1%	1%	2%	1%	1%	2%	0%	1%	2%	1%
Percent who answered question	90%	90%	91%	95%	95%	96%	97%	96%	97%	94%	94%	95%

<b>Iowa Youth Survey • 2010 State of Iowa Results (weighted)</b>												
During the past 12 months how many times have you bet or gambled for money or possessions that you have won or lost in any of the following ways: Lottery scratch off tickets or numbers?												
IYS Question B77	6th Grade			8th Grade			11th Grade			All Grades		
	TOTAL	Male	Female	TOTAL	Male	Female	TOTAL	Male	Female	TOTAL	Male	Female
I did not gamble in the past 12 months	93%	92%	95%	92%	90%	93%	92%	91%	94%	92%	91%	94%
1 time	3%	4%	2%	3%	4%	3%	3%	3%	2%	3%	3%	3%
2 or 3 times	2%	2%	1%	2%	3%	2%	3%	3%	2%	2%	2%	2%
4 to 9 times	1%	1%	1%	1%	1%	1%	1%	1%	1%	1%	1%	1%
10 or more times	1%	2%	1%	2%	2%	1%	1%	2%	1%	2%	2%	1%
Percent who answered question	90%	90%	90%	95%	95%	96%	96%	96%	97%	94%	93%	94%

<b>Iowa Youth Survey • 2010 State of Iowa Results (weighted)</b>												
<b>In the past 12 months what is the largest amount of money have you won or lost in a single day while gambling (betting)?</b>												
<b>IYS Question B78</b>	<b>6th Grade</b>			<b>8th Grade</b>			<b>11th Grade</b>			<b>All Grades</b>		
	<b>TOTAL</b>	<b>Male</b>	<b>Female</b>	<b>TOTAL</b>	<b>Male</b>	<b>Female</b>	<b>TOTAL</b>	<b>Male</b>	<b>Female</b>	<b>TOTAL</b>	<b>Male</b>	<b>Female</b>
<b>I did not gamble in the past 12 months</b>	82%	76%	89%	73%	65%	82%	74%	63%	86%	76%	68%	85%
<b>Under \$10</b>	12%	16%	8%	17%	21%	13%	14%	18%	10%	14%	18%	10%
<b>\$11 to \$25</b>	3%	4%	2%	5%	7%	3%	5%	8%	2%	4%	6%	2%
<b>\$26 to \$50</b>	1%	2%	1%	2%	3%	1%	3%	4%	1%	2%	3%	1%
<b>\$51 to \$100</b>	1%	1%	0%	1%	2%	1%	2%	3%	1%	1%	2%	0%
<b>More than \$100</b>	1%	2%	1%	2%	3%	1%	2%	4%	0%	2%	3%	1%
<b>Percent who answered question</b>	94%	94%	94%	97%	97%	98%	98%	98%	98%	96%	96%	97%

<b>Iowa Youth Survey • 2010 State of Iowa Results (weighted)</b>												
<b>In the past 12 months, how often have you argued with family, friends, or others because of your gambling (betting)?</b>												
<b>IYS Question B79</b>	<b>6th Grade</b>			<b>8th Grade</b>			<b>11th Grade</b>			<b>All Grades</b>		
	<b>TOTAL</b>	<b>Male</b>	<b>Female</b>	<b>TOTAL</b>	<b>Male</b>	<b>Female</b>	<b>TOTAL</b>	<b>Male</b>	<b>Female</b>	<b>TOTAL</b>	<b>Male</b>	<b>Female</b>
<b>I did not gamble in the past 12 months</b>	70%	65%	75%	68%	60%	75%	70%	60%	80%	69%	62%	77%
<b>Never</b>	23%	26%	20%	26%	31%	20%	25%	33%	18%	25%	30%	19%
<b>Rarely</b>	3%	5%	2%	4%	5%	3%	2%	3%	1%	3%	4%	2%
<b>Sometimes</b>	2%	2%	1%	2%	2%	1%	1%	2%	0%	1%	2%	1%
<b>Frequently</b>	0%	1%	0%	1%	1%	0%	0%	1%	0%	0%	1%	0%
<b>Almost all the time</b>	1%	1%	1%	1%	1%	1%	1%	1%	0%	1%	1%	1%
<b>Percent who answered question</b>	95%	95%	95%	98%	98%	98%	98%	98%	99%	97%	97%	97%

Iowa Youth Survey • 2010 State of Iowa Results (weighted)												
Have you ever seriously thought about killing yourself? (This question asked of 6 <sup>th</sup> and 8 <sup>th</sup> graders only.)												
IYS Question B80	6th Grade			8th Grade			11th Grade			All Grades		
	TOTAL	Male	Female	TOTAL	Male	Female	TOTAL	Male	Female	TOTAL	Male	Female
Yes	11%	11%	11%	18%	13%	23%	—	—	—	15%	12%	17%
No	89%	89%	89%	82%	87%	77%	—	—	—	85%	88%	83%
Percent who answered question	98%	98%	98%	98%	98%	99%	—	—	—	65%	65%	65%

Note: The “Percent who answered question” for the “All Grades” columns was calculated from all records, although not all respondents were asked this question.

Iowa Youth Survey • 2010 State of Iowa Results (weighted)												
Have you ever made a plan about how you would kill yourself? (This question asked of 6 <sup>th</sup> and 8 <sup>th</sup> graders only.)												
IYS Question B81	6th Grade			8th Grade			11th Grade			All Grades		
	TOTAL	Male	Female	TOTAL	Male	Female	TOTAL	Male	Female	TOTAL	Male	Female
Yes	5%	5%	5%	11%	8%	14%	—	—	—	8%	7%	9%
No	95%	95%	95%	89%	92%	86%	—	—	—	92%	93%	91%
Percent who answered question	98%	97%	98%	99%	98%	99%	—	—	—	65%	65%	65%

Note: The “Percent who answered question” for the “All Grades” columns was calculated from all records, although not all respondents were asked this question.

Iowa Youth Survey • 2010 State of Iowa Results (weighted)												
Have you ever tried to kill yourself? (This question asked of 6 <sup>th</sup> and 8 <sup>th</sup> graders only.)												
IYS Question B82	6th Grade			8th Grade			11th Grade			All Grades		
	TOTAL	Male	Female	TOTAL	Male	Female	TOTAL	Male	Female	TOTAL	Male	Female
Yes	3%	3%	3%	6%	4%	8%	—	—	—	5%	4%	5%
No	97%	97%	97%	94%	96%	92%	—	—	—	95%	96%	95%
Percent who answered question	98%	97%	98%	99%	98%	99%	—	—	—	65%	65%	65%

Note: The “Percent who answered question” for the “All Grades” columns was calculated from all records, although not all respondents were asked this question.

Iowa Youth Survey • 2010 State of Iowa Results (weighted)												
During the past 12 months, did you ever feel so sad or hopeless almost every day for 2 weeks or more in a row that you stopped doing some usual activities? (This question asked of 11 <sup>th</sup> graders only.)												
IYS Question B83	6th Grade			8th Grade			11th Grade			All Grades		
	TOTAL	Male	Female	TOTAL	Male	Female	TOTAL	Male	Female	TOTAL	Male	Female
Yes	—	—	—	—	—	—	25%	18%	32%	25%	19%	32%
No	—	—	—	—	—	—	75%	82%	68%	75%	81%	68%
Percent who answered question	—	—	—	—	—	—	98%	98%	99%	33%	33%	34%

Note: The “Percent who answered question” for the “All Grades” columns was calculated from all records, although not all respondents were asked this question.

Iowa Youth Survey • 2010 State of Iowa Results (weighted)												
During the past 12 months, did you ever seriously consider attempting suicide? (This question asked of 11 <sup>th</sup> graders only.)												
IYS Question B84	6th Grade			8th Grade			11th Grade			All Grades		
	TOTAL	Male	Female	TOTAL	Male	Female	TOTAL	Male	Female	TOTAL	Male	Female
Yes	—	—	—	—	—	—	14%	11%	17%	14%	11%	17%
No	—	—	—	—	—	—	86%	89%	83%	86%	89%	83%
Percent who answered question	—	—	—	—	—	—	98%	98%	98%	33%	33%	33%

Note: The “Percent who answered question” for the “All Grades” columns was calculated from all records, although not all respondents were asked this question.

Iowa Youth Survey • 2010 State of Iowa Results (weighted)												
During the past 12 months, did you make a plan about how you would attempt suicide? (This question asked of 11 <sup>th</sup> graders only.)												
IYS Question B85	6th Grade			8th Grade			11th Grade			All Grades		
	TOTAL	Male	Female	TOTAL	Male	Female	TOTAL	Male	Female	TOTAL	Male	Female
Yes	—	—	—	—	—	—	10%	9%	11%	10%	9%	11%
No	—	—	—	—	—	—	90%	91%	89%	90%	91%	89%
Percent who answered question	—	—	—	—	—	—	98%	98%	98%	33%	33%	33%

Note: The “Percent who answered question” for the “All Grades” columns was calculated from all records, although not all respondents were asked this question.

Iowa Youth Survey • 2010 State of Iowa Results (weighted)												
During the past 12 months, how many times did you actually attempt suicide? (This question asked of 11 <sup>th</sup> graders only.)												
IYS Question B86	6th Grade			8th Grade			11th Grade			All Grades		
	TOTAL	Male	Female	TOTAL	Male	Female	TOTAL	Male	Female	TOTAL	Male	Female
0 times	—	—	—	—	—	—	95%	96%	94%	95%	96%	93%
1 time	—	—	—	—	—	—	3%	2%	4%	3%	2%	4%
2 or 3 times	—	—	—	—	—	—	2%	1%	2%	2%	1%	2%
4 or 5 times	—	—	—	—	—	—	0%	0%	0%	0%	0%	0%
6 or more times	—	—	—	—	—	—	1%	1%	0%	1%	1%	1%
Percent who answered question	—	—	—	—	—	—	98%	98%	99%	33%	33%	34%

Note: The “Percent who answered question” for the “All Grades” columns was calculated from all records, although not all respondents were asked this question.

Iowa Youth Survey • 2010 State of Iowa Results (weighted)												
If you attempted suicide during the past 12 months, did any attempts result in an injury, poisoning, or overdose that had to be treated by a doctor or nurse? (This question asked of 11 <sup>th</sup> graders only.)												
IYS Question B87	6th Grade			8th Grade			11th Grade			All Grades		
	TOTAL	Male	Female	TOTAL	Male	Female	TOTAL	Male	Female	TOTAL	Male	Female
I did not attempt suicide in the past 12 months	—	—	—	—	—	—	87%	87%	87%	87%	87%	87%
Yes	—	—	—	—	—	—	2%	2%	3%	2%	2%	3%
No	—	—	—	—	—	—	11%	12%	10%	11%	12%	10%
Percent who answered question	—	—	—	—	—	—	98%	98%	98%	33%	33%	33%

Note: The “Percent who answered question” for the “All Grades” columns was calculated from all records, although not all respondents were asked this question.



Iowa Youth Survey • 2010 State of Iowa Results (weighted)												
In the past 12 months, how often have you: Carried a gun, knife, club, or other weapon to school?												
IYS Question B88	6th Grade			8th Grade			11th Grade			All Grades		
	TOTAL	Male	Female	TOTAL	Male	Female	TOTAL	Male	Female	TOTAL	Male	Female
None	98%	97%	99%	95%	93%	97%	93%	89%	98%	95%	93%	98%
1 – 2 times	2%	2%	1%	3%	4%	2%	3%	5%	1%	3%	4%	1%
3 – 5 times	0%	0%	0%	0%	1%	0%	1%	1%	0%	0%	1%	0%
6 or more times	0%	1%	0%	1%	2%	1%	3%	5%	1%	2%	2%	1%
Percent who answered question	97%	97%	98%	99%	99%	99%	99%	98%	99%	98%	98%	98%

Iowa Youth Survey • 2010 State of Iowa Results (weighted)												
In the past 12 months, how often have you: Used alcohol or other illegal drugs on school property?												
IYS Question B89	6th Grade			8th Grade			11th Grade			All Grades		
	TOTAL	Male	Female	TOTAL	Male	Female	TOTAL	Male	Female	TOTAL	Male	Female
None	100%	99%	100%	97%	97%	98%	92%	91%	93%	96%	96%	97%
1 – 2 times	0%	0%	0%	1%	1%	2%	4%	4%	4%	2%	2%	2%
3 – 5 times	0%	0%	0%	0%	0%	0%	1%	2%	1%	1%	1%	1%
6 or more times	0%	0%	0%	1%	1%	0%	2%	3%	1%	1%	1%	1%
Percent who answered question	97%	97%	97%	99%	98%	99%	99%	98%	99%	98%	98%	98%

Iowa Youth Survey • 2010 State of Iowa Results (weighted)												
In the past 12 months, how often have you: Had your things (clothing, books, bike, car) stolen or deliberately damaged on school property?												
IYS Question B90	6th Grade			8th Grade			11th Grade			All Grades		
	TOTAL	Male	Female	TOTAL	Male	Female	TOTAL	Male	Female	TOTAL	Male	Female
None	90%	89%	91%	83%	82%	83%	81%	80%	83%	84%	83%	86%
1 – 2 times	8%	9%	8%	14%	14%	15%	15%	16%	15%	13%	13%	12%
3 – 5 times	1%	1%	1%	2%	2%	1%	2%	3%	2%	2%	2%	1%
6 or more times	1%	1%	0%	1%	2%	1%	1%	2%	1%	1%	2%	1%
Percent who answered question	97%	97%	97%	99%	99%	99%	99%	98%	99%	98%	98%	98%

Iowa Youth Survey • 2010 State of Iowa Results (weighted)												
In the past 12 months, how often have you: Been disciplined at school for fighting, theft, or damaging property?												
IYS Question B91	6th Grade			8th Grade			11th Grade			All Grades		
	TOTAL	Male	Female	TOTAL	Male	Female	TOTAL	Male	Female	TOTAL	Male	Female
None	94%	91%	97%	91%	88%	94%	94%	92%	96%	93%	90%	96%
1 – 2 times	4%	7%	2%	7%	9%	5%	4%	6%	3%	5%	7%	3%
3 – 5 times	1%	1%	0%	1%	2%	1%	1%	1%	1%	1%	1%	1%
6 or more times	1%	1%	0%	1%	2%	1%	1%	1%	0%	1%	1%	0%
Percent who answered question	97%	97%	97%	99%	99%	99%	99%	98%	99%	98%	98%	98%

Iowa Youth Survey • 2010 State of Iowa Results (weighted)												
In the past 12 months, how often have you: Been threatened or injured by someone with a weapon (like a gun, knife, or club) on school property?												
IYS Question B92	6th Grade			8th Grade			11th Grade			All Grades		
	TOTAL	Male	Female	TOTAL	Male	Female	TOTAL	Male	Female	TOTAL	Male	Female
None	97%	96%	98%	96%	95%	97%	97%	96%	98%	96%	95%	97%
1 – 2 times	3%	3%	2%	3%	3%	2%	2%	2%	2%	3%	3%	2%
3 – 5 times	0%	0%	0%	1%	1%	0%	0%	1%	0%	0%	1%	0%
6 or more times	0%	1%	0%	1%	1%	0%	1%	1%	0%	1%	1%	0%
Percent who answered question	97%	97%	98%	99%	99%	99%	99%	99%	99%	98%	98%	98%

Iowa Youth Survey • 2010 State of Iowa Results (weighted)												
In the past 12 months, how often have you: Damaged property just for fun (like breaking windows, scratching a car, etc.)?												
IYS Question B93	6th Grade			8th Grade			11th Grade			All Grades		
	TOTAL	Male	Female	TOTAL	Male	Female	TOTAL	Male	Female	TOTAL	Male	Female
None	98%	96%	99%	94%	93%	95%	93%	91%	95%	95%	93%	96%
1 – 2 times	2%	2%	1%	4%	4%	3%	5%	6%	4%	4%	4%	3%
3 – 5 times	0%	0%	0%	1%	1%	1%	1%	2%	1%	1%	1%	1%
6 or more times	0%	1%	0%	1%	2%	1%	1%	2%	0%	1%	1%	0%
Percent who answered question	97%	97%	97%	99%	98%	99%	99%	98%	99%	98%	98%	98%

Iowa Youth Survey • 2010 State of Iowa Results (weighted)												
In the past 12 months, how often have you: Beaten up on or fought someone because the made you angry?												
IYS Question B94	6th Grade			8th Grade			11th Grade			All Grades		
	TOTAL	Male	Female	TOTAL	Male	Female	TOTAL	Male	Female	TOTAL	Male	Female
None	89%	84%	94%	87%	83%	91%	90%	87%	93%	88%	85%	92%
1 – 2 times	8%	11%	5%	9%	12%	7%	7%	9%	5%	8%	11%	6%
3 – 5 times	1%	2%	1%	2%	2%	2%	2%	2%	1%	2%	2%	1%
6 or more times	2%	2%	1%	2%	3%	1%	1%	2%	1%	2%	2%	1%
Percent who answered question	97%	97%	97%	99%	98%	99%	99%	98%	99%	98%	98%	98%

Iowa Youth Survey • 2010 State of Iowa Results (weighted)												
In the past 12 months, how often have you: Used a weapon, force, or threats to get money or things from someone?												
IYS Question B95	6th Grade			8th Grade			11th Grade			All Grades		
	TOTAL	Male	Female	TOTAL	Male	Female	TOTAL	Male	Female	TOTAL	Male	Female
None	99%	99%	100%	98%	98%	99%	98%	97%	99%	98%	98%	99%
1 – 2 times	0%	1%	0%	1%	1%	1%	1%	1%	0%	1%	1%	0%
3 – 5 times	0%	0%	0%	0%	0%	0%	0%	1%	0%	0%	0%	0%
6 or more times	0%	0%	0%	1%	1%	0%	1%	1%	0%	1%	1%	0%
Percent who answered question	97%	97%	97%	98%	98%	99%	99%	98%	99%	98%	98%	98%

Iowa Youth Survey • 2010 State of Iowa Results (weighted)												
In the past 12 months, how often have you: Verbally threatened to physically harm someone?												
IYS Question B96	6th Grade			8th Grade			11th Grade			All Grades		
	TOTAL	Male	Female	TOTAL	Male	Female	TOTAL	Male	Female	TOTAL	Male	Female
None	95%	93%	96%	86%	86%	87%	81%	78%	84%	87%	86%	89%
1 – 2 times	4%	5%	3%	9%	9%	9%	11%	12%	10%	8%	9%	7%
3 – 5 times	1%	1%	0%	2%	2%	2%	3%	4%	3%	2%	2%	2%
6 or more times	1%	1%	0%	3%	3%	2%	5%	6%	3%	3%	4%	2%
Percent who answered question	97%	96%	97%	99%	98%	99%	99%	98%	99%	98%	98%	98%

Iowa Youth Survey • 2010 State of Iowa Results (weighted)												
In the past 12 months, how often have you: Stolen something?												
IYS Question B97	6th Grade			8th Grade			11th Grade			All Grades		
	TOTAL	Male	Female	TOTAL	Male	Female	TOTAL	Male	Female	TOTAL	Male	Female
None	92%	91%	94%	89%	87%	90%	88%	85%	90%	89%	88%	91%
1 – 2 times	6%	7%	5%	7%	8%	7%	7%	8%	6%	7%	8%	6%
3 – 5 times	1%	1%	1%	2%	2%	1%	2%	2%	2%	2%	2%	1%
6 or more times	1%	1%	1%	2%	3%	2%	3%	4%	2%	2%	3%	2%
Percent who answered question	97%	96%	97%	99%	98%	99%	99%	98%	99%	98%	98%	98%

Iowa Youth Survey • 2010 State of Iowa Results (weighted)												
In the last 30 days, how many times have you been bullied at school in the ways listed below: I was called names, was made fun of, or teased in a hurtful way?												
IYS Question B98	6th Grade			8th Grade			11th Grade			All Grades		
	TOTAL	Male	Female	TOTAL	Male	Female	TOTAL	Male	Female	TOTAL	Male	Female
0 times	60%	62%	59%	61%	65%	58%	72%	75%	69%	65%	67%	62%
1 time	16%	15%	17%	14%	12%	16%	10%	8%	11%	13%	12%	15%
2 times	8%	7%	9%	8%	6%	9%	6%	5%	7%	7%	6%	8%
3 – 5 times	7%	7%	7%	7%	6%	8%	5%	4%	6%	6%	5%	7%
6 – 10 times	2%	2%	2%	3%	2%	3%	2%	2%	2%	2%	2%	2%
11+ times	7%	8%	6%	7%	9%	6%	5%	6%	4%	6%	8%	5%
Percent who answered question	97%	97%	97%	98%	98%	99%	98%	98%	99%	98%	97%	98%

Iowa Youth Survey • 2010 State of Iowa Results (weighted)												
In the last 30 days, how many times have you been bullied at school in the ways listed below: Other students left me out of things on purpose, excluded me from their group of friends, or completely ignored me?												
IYS Question B99	6th Grade			8th Grade			11th Grade			All Grades		
	TOTAL	Male	Female	TOTAL	Male	Female	TOTAL	Male	Female	TOTAL	Male	Female
0 times	72%	77%	65%	73%	79%	67%	79%	84%	75%	75%	80%	69%
1 time	13%	10%	16%	11%	9%	14%	8%	6%	10%	11%	8%	14%
2 times	6%	5%	8%	6%	4%	7%	5%	3%	6%	5%	4%	7%
3 – 5 times	4%	4%	5%	4%	3%	5%	4%	3%	5%	4%	3%	5%
6 – 10 times	2%	1%	2%	2%	1%	2%	1%	1%	2%	2%	1%	2%
11+ times	3%	3%	3%	4%	4%	3%	3%	3%	3%	3%	3%	3%
Percent who answered question	96%	96%	97%	98%	98%	98%	98%	98%	99%	97%	97%	98%

Iowa Youth Survey • 2010 State of Iowa Results (weighted)												
In the last 30 days, how many times have you been bullied at school in the ways listed below: I was hit, kicked, pushed, shoved around, or locked indoors?												
IYS Question B100	6th Grade			8th Grade			11th Grade			All Grades		
	TOTAL	Male	Female	TOTAL	Male	Female	TOTAL	Male	Female	TOTAL	Male	Female
0 times	82%	80%	84%	85%	82%	87%	91%	90%	93%	86%	84%	88%
1 time	8%	9%	7%	6%	7%	6%	3%	4%	3%	6%	6%	5%
2 times	4%	4%	3%	3%	4%	3%	2%	2%	2%	3%	3%	3%
3 – 5 times	3%	3%	2%	2%	3%	2%	1%	2%	1%	2%	3%	2%
6 – 10 times	1%	1%	1%	1%	1%	1%	1%	1%	0%	1%	1%	1%
11+ times	2%	3%	1%	3%	3%	2%	2%	2%	1%	2%	3%	1%
Percent who answered question	96%	96%	97%	98%	98%	98%	98%	98%	98%	97%	97%	98%

<b>Iowa Youth Survey • 2010 State of Iowa Results (weighted)</b>												
In the last 30 days, how many times have you been bullied at school in the ways listed below: Other students told lies, spread false rumors about me, and tried to make others dislike me?												
IYS Question B101	6th Grade			8th Grade			11th Grade			All Grades		
	TOTAL	Male	Female	TOTAL	Male	Female	TOTAL	Male	Female	TOTAL	Male	Female
0 times	70%	74%	65%	68%	75%	61%	73%	81%	65%	70%	77%	64%
1 time	14%	12%	17%	13%	10%	16%	10%	7%	13%	13%	10%	15%
2 times	6%	5%	7%	6%	5%	8%	6%	4%	8%	6%	5%	8%
3 – 5 times	4%	3%	5%	5%	4%	6%	5%	3%	6%	5%	3%	6%
6 – 10 times	2%	2%	2%	2%	2%	3%	2%	1%	2%	2%	1%	2%
11+ times	4%	4%	4%	5%	4%	6%	4%	3%	4%	4%	4%	5%
Percent who answered question	96%	96%	97%	98%	98%	98%	98%	98%	98%	97%	97%	98%

<b>Iowa Youth Survey • 2010 State of Iowa Results (weighted)</b>												
In the last 30 days, how many times have you been bullied at school in the ways listed below: I was made fun of because of my race or color?												
IYS Question B102	6th Grade			8th Grade			11th Grade			All Grades		
	TOTAL	Male	Female	TOTAL	Male	Female	TOTAL	Male	Female	TOTAL	Male	Female
0 times	94%	94%	95%	93%	92%	94%	94%	92%	95%	94%	93%	95%
1 time	3%	3%	3%	3%	3%	3%	2%	2%	2%	3%	3%	2%
2 times	1%	1%	1%	1%	1%	1%	1%	1%	1%	1%	1%	1%
3 – 5 times	1%	1%	1%	1%	1%	1%	1%	1%	1%	1%	1%	1%
6 – 10 times	0%	0%	0%	0%	0%	0%	0%	0%	0%	0%	0%	0%
11+ times	1%	1%	1%	2%	2%	1%	2%	4%	1%	2%	2%	1%
Percent who answered question	96%	96%	97%	98%	98%	98%	98%	98%	98%	97%	97%	98%

Iowa Youth Survey • 2010 State of Iowa Results (weighted)												
In the last 30 days, how many times have you been bullied at school in the ways listed below: I was made fun of because of my religion?												
IYS Question B103	6th Grade			8th Grade			11th Grade			All Grades		
	TOTAL	Male	Female	TOTAL	Male	Female	TOTAL	Male	Female	TOTAL	Male	Female
0 times	96%	96%	95%	95%	95%	95%	94%	94%	94%	95%	95%	95%
1 time	2%	2%	2%	2%	2%	3%	2%	2%	3%	2%	2%	3%
2 times	1%	1%	1%	1%	1%	1%	1%	1%	1%	1%	1%	1%
3 – 5 times	0%	0%	0%	1%	1%	1%	1%	1%	1%	1%	1%	1%
6 – 10 times	0%	0%	0%	0%	0%	0%	0%	0%	0%	0%	0%	0%
11+ times	1%	1%	1%	1%	1%	1%	1%	2%	1%	1%	1%	1%
Percent who answered question	96%	96%	97%	98%	98%	98%	98%	98%	98%	97%	97%	98%

Iowa Youth Survey • 2010 State of Iowa Results (weighted)												
In the last 30 days, how many times have you been bullied at school in the ways listed below: Other students made sexual jokes, comments, or gestures that hurt my feelings?												
IYS Question B104	6th Grade			8th Grade			11th Grade			All Grades		
	TOTAL	Male	Female	TOTAL	Male	Female	TOTAL	Male	Female	TOTAL	Male	Female
0 times	86%	86%	86%	83%	86%	80%	85%	89%	81%	85%	87%	82%
1 time	6%	6%	7%	7%	5%	9%	6%	4%	8%	6%	5%	8%
2 times	3%	2%	3%	3%	2%	4%	3%	2%	4%	3%	2%	4%
3 – 5 times	2%	2%	2%	3%	2%	3%	2%	2%	3%	2%	2%	3%
6 – 10 times	1%	1%	1%	1%	1%	1%	1%	1%	2%	1%	1%	1%
11+ times	2%	3%	2%	3%	4%	3%	3%	3%	2%	3%	3%	2%
Percent who answered question	96%	96%	97%	98%	98%	98%	98%	98%	98%	97%	97%	98%

Iowa Youth Survey • 2010 State of Iowa Results (weighted)												
In the last 30 days, how many times have you been bullied at school in the ways listed below: I have received a threatening or hurtful message from another student in an email, on a website, on a cell phone, from pager text messaging, in an internet chat room, or in instant messaging?												
IYS Question B105	6th Grade			8th Grade			11th Grade			All Grades		
	TOTAL	Male	Female	TOTAL	Male	Female	TOTAL	Male	Female	TOTAL	Male	Female
0 times	92%	94%	90%	90%	94%	86%	90%	94%	87%	91%	94%	88%
1 time	4%	3%	6%	4%	3%	6%	4%	2%	5%	4%	3%	6%
2 times	1%	1%	2%	2%	1%	3%	2%	1%	3%	2%	1%	3%
3 – 5 times	1%	1%	1%	1%	1%	2%	2%	1%	2%	1%	1%	2%
6 – 10 times	0%	0%	0%	1%	0%	1%	1%	0%	1%	0%	0%	1%
11+ times	1%	1%	1%	2%	2%	2%	2%	2%	2%	1%	1%	2%
Percent who answered question	96%	96%	97%	98%	98%	98%	98%	98%	98%	97%	97%	98%

**Section C. My Beliefs and Attitudes**

Iowa Youth Survey • 2010 State of Iowa Results (weighted)												
How much do you agree or disagree that each of the following statements is true: It is important to help other people.												
IYS Question C1	6th Grade			8th Grade			11th Grade			All Grades		
	TOTAL	Male	Female	TOTAL	Male	Female	TOTAL	Male	Female	TOTAL	Male	Female
Strongly Agree	69%	66%	73%	62%	57%	67%	61%	53%	69%	64%	59%	70%
Agree	29%	32%	26%	35%	38%	32%	36%	43%	30%	34%	38%	29%
Disagree	1%	1%	1%	2%	2%	1%	1%	2%	0%	1%	2%	1%
Strongly Disagree	1%	1%	0%	1%	2%	1%	1%	2%	0%	1%	2%	1%
Percent who answered question	97%	97%	98%	99%	98%	99%	99%	98%	99%	98%	98%	98%



Iowa Youth Survey • 2010 State of Iowa Results (weighted)												
How much do you agree or disagree that each of the following statements is true: I care about other people's feelings.												
IYS Question C2	6th Grade			8th Grade			11th Grade			All Grades		
	TOTAL	Male	Female	TOTAL	Male	Female	TOTAL	Male	Female	TOTAL	Male	Female
Strongly Agree	56%	50%	62%	49%	41%	57%	50%	40%	60%	51%	44%	59%
Agree	41%	45%	36%	46%	51%	40%	44%	51%	38%	44%	49%	38%
Disagree	3%	4%	1%	4%	5%	2%	4%	6%	2%	4%	5%	2%
Strongly Disagree	1%	1%	1%	2%	3%	1%	2%	3%	1%	1%	2%	1%
Percent who answered question	97%	97%	98%	98%	98%	99%	98%	98%	99%	98%	98%	98%

Iowa Youth Survey • 2010 State of Iowa Results (weighted)												
How much do you agree or disagree that each of the following statements is true: I feel sorry for people who have things stolen or damaged.												
IYS Question C3	6th Grade			8th Grade			11th Grade			All Grades		
	TOTAL	Male	Female	TOTAL	Male	Female	TOTAL	Male	Female	TOTAL	Male	Female
Strongly Agree	59%	57%	61%	44%	42%	47%	39%	34%	44%	47%	44%	51%
Agree	34%	35%	33%	45%	45%	44%	50%	52%	49%	43%	44%	42%
Disagree	5%	6%	4%	8%	9%	7%	8%	11%	6%	7%	9%	6%
Strongly Disagree	2%	3%	2%	3%	4%	2%	2%	3%	1%	2%	3%	2%
Percent who answered question	97%	97%	97%	98%	98%	98%	98%	98%	99%	98%	97%	98%

Iowa Youth Survey • 2010 State of Iowa Results (weighted)												
How much do you agree or disagree that each of the following statements is true: I am accepting of those different than myself (racially, culturally, socio-economically).												
IYS Question C4	6th Grade			8th Grade			11th Grade			All Grades		
	TOTAL	Male	Female	TOTAL	Male	Female	TOTAL	Male	Female	TOTAL	Male	Female
Strongly Agree	66%	63%	69%	63%	57%	68%	56%	47%	66%	62%	55%	68%
Agree	29%	32%	27%	33%	37%	29%	38%	45%	31%	34%	38%	29%
Disagree	3%	4%	2%	3%	4%	2%	4%	6%	2%	3%	4%	2%
Strongly Disagree	1%	2%	1%	1%	2%	1%	2%	3%	1%	2%	2%	1%
Percent who answered question	94%	94%	95%	98%	98%	98%	98%	98%	99%	97%	97%	97%

Iowa Youth Survey • 2010 State of Iowa Results (weighted)												
How much do you agree or disagree that each of the following statements is true: It is wrong to discriminate against someone because of her/his race, appearance, culture, religion, etc.												
IYS Question C5	6th Grade			8th Grade			11th Grade			All Grades		
	TOTAL	Male	Female	TOTAL	Male	Female	TOTAL	Male	Female	TOTAL	Male	Female
Strongly Agree	80%	77%	83%	74%	67%	81%	67%	55%	79%	74%	66%	81%
Agree	16%	19%	14%	22%	27%	16%	27%	36%	19%	22%	27%	16%
Disagree	2%	2%	1%	2%	3%	1%	4%	6%	1%	2%	4%	1%
Strongly Disagree	2%	2%	1%	2%	2%	1%	2%	3%	1%	2%	3%	1%
Percent who answered question	96%	96%	96%	98%	98%	98%	98%	98%	99%	97%	97%	98%

Iowa Youth Survey • 2010 State of Iowa Results (weighted)												
How much do you agree or disagree that each of the following statements is true: I can say "no" when someone wants me to do things I know are wrong or dangerous.												
IYS Question C6	6th Grade			8th Grade			11th Grade			All Grades		
	TOTAL	Male	Female	TOTAL	Male	Female	TOTAL	Male	Female	TOTAL	Male	Female
Strongly Agree	79%	76%	81%	67%	65%	69%	59%	56%	62%	68%	65%	71%
Agree	17%	19%	15%	27%	28%	25%	34%	37%	32%	26%	28%	24%
Disagree	2%	3%	2%	5%	4%	5%	5%	5%	5%	4%	4%	4%
Strongly Disagree	2%	2%	1%	2%	2%	2%	2%	2%	1%	2%	2%	1%
Percent who answered question	97%	96%	97%	98%	98%	98%	98%	98%	99%	98%	97%	98%

Iowa Youth Survey • 2010 State of Iowa Results (weighted)												
How much do you agree or disagree that each of the following statements is true: I feel I do not have much to be proud of.												
IYS Question C7	6th Grade			8th Grade			11th Grade			All Grades		
	TOTAL	Male	Female	TOTAL	Male	Female	TOTAL	Male	Female	TOTAL	Male	Female
Strongly Agree	19%	21%	17%	17%	18%	16%	13%	14%	11%	16%	18%	15%
Agree	16%	17%	16%	17%	17%	17%	18%	18%	18%	17%	17%	17%
Disagree	26%	25%	27%	28%	26%	30%	33%	31%	35%	29%	27%	31%
Strongly Disagree	38%	37%	40%	37%	39%	36%	36%	37%	36%	37%	37%	37%
Percent who answered question	94%	94%	94%	97%	97%	97%	98%	98%	98%	96%	96%	96%

Iowa Youth Survey • 2010 State of Iowa Results (weighted)												
How much do you agree or disagree that each of the following statements is true: Violence is the worst way to solve problems.												
IYS Question C8	6th Grade			8th Grade			11th Grade			All Grades		
	TOTAL	Male	Female	TOTAL	Male	Female	TOTAL	Male	Female	TOTAL	Male	Female
Strongly Agree	62%	54%	71%	43%	34%	53%	36%	24%	49%	47%	37%	57%
Agree	25%	30%	20%	34%	36%	32%	38%	39%	37%	32%	35%	29%
Disagree	7%	10%	4%	16%	20%	11%	20%	28%	12%	14%	20%	9%
Strongly Disagree	6%	6%	5%	7%	9%	5%	6%	9%	3%	6%	8%	4%
Percent who answered question	96%	96%	97%	98%	98%	98%	98%	98%	99%	97%	97%	98%

Iowa Youth Survey • 2010 State of Iowa Results (weighted)												
How much do you agree or disagree that each of the following statements is true: It is against my values to have sex as a teenager.												
IYS Question C9	6th Grade			8th Grade			11th Grade			All Grades		
	TOTAL	Male	Female	TOTAL	Male	Female	TOTAL	Male	Female	TOTAL	Male	Female
Strongly Agree	71%	62%	79%	51%	41%	61%	20%	15%	25%	46%	39%	54%
Agree	16%	21%	12%	26%	29%	23%	22%	21%	22%	21%	24%	19%
Disagree	7%	9%	4%	15%	18%	12%	36%	35%	37%	19%	21%	18%
Strongly Disagree	6%	8%	5%	8%	12%	5%	22%	29%	16%	13%	17%	8%
Percent who answered question	93%	93%	93%	97%	97%	97%	98%	97%	98%	96%	96%	96%

Iowa Youth Survey • 2010 State of Iowa Results (weighted)												
How much do you agree or disagree that each of the following statements is true: It is important to tell the truth.												
IYS Question C10	6th Grade			8th Grade			11th Grade			All Grades		
	TOTAL	Male	Female	TOTAL	Male	Female	TOTAL	Male	Female	TOTAL	Male	Female
Strongly Agree	69%	65%	73%	50%	46%	54%	42%	36%	48%	53%	49%	58%
Agree	28%	31%	25%	44%	46%	41%	51%	55%	48%	41%	44%	38%
Disagree	2%	3%	1%	5%	6%	4%	5%	7%	3%	4%	5%	3%
Strongly Disagree	1%	1%	1%	2%	2%	1%	2%	3%	1%	1%	2%	1%
Percent who answered question	96%	96%	97%	98%	98%	98%	98%	98%	99%	97%	97%	98%

Iowa Youth Survey • 2010 State of Iowa Results (weighted)												
How much do you agree or disagree that each of the following statements is true: It is against my values to use alcohol and drugs as a teenager.												
IYS Question C11	6th Grade			8th Grade			11th Grade			All Grades		
	TOTAL	Male	Female	TOTAL	Male	Female	TOTAL	Male	Female	TOTAL	Male	Female
Strongly Agree	82%	78%	85%	65%	64%	67%	34%	34%	35%	60%	58%	62%
Agree	11%	14%	9%	21%	23%	19%	26%	26%	26%	20%	21%	18%
Disagree	3%	3%	2%	9%	9%	10%	28%	27%	30%	14%	13%	14%
Strongly Disagree	4%	4%	3%	4%	5%	4%	11%	13%	10%	7%	8%	6%
Percent who answered question	94%	94%	95%	97%	97%	97%	98%	97%	98%	96%	96%	97%

Iowa Youth Survey • 2010 State of Iowa Results (weighted)												
How much do you agree or disagree that each of the following statements is true: I accept responsibility for my actions when I make a mistake or get into trouble.												
IYS Question C12	6th Grade			8th Grade			11th Grade			All Grades		
	TOTAL	Male	Female	TOTAL	Male	Female	TOTAL	Male	Female	TOTAL	Male	Female
Strongly Agree	63%	60%	66%	49%	48%	51%	44%	42%	47%	52%	50%	54%
Agree	33%	34%	31%	43%	44%	43%	50%	51%	49%	42%	43%	41%
Disagree	3%	4%	2%	6%	6%	5%	4%	5%	4%	4%	5%	4%
Strongly Disagree	1%	2%	1%	2%	2%	1%	1%	2%	1%	2%	2%	1%
Percent who answered question	95%	95%	96%	98%	97%	98%	98%	98%	98%	97%	97%	97%

Iowa Youth Survey • 2010 State of Iowa Results (weighted)												
How much do you agree or disagree that each of the following statements is true: I am good at making friends.												
IYS Question C13	6th Grade			8th Grade			11th Grade			All Grades		
	TOTAL	Male	Female	TOTAL	Male	Female	TOTAL	Male	Female	TOTAL	Male	Female
Strongly Agree	54%	55%	54%	48%	47%	48%	40%	39%	42%	47%	47%	48%
Agree	37%	36%	38%	43%	43%	43%	50%	51%	49%	43%	43%	43%
Disagree	6%	7%	6%	7%	7%	7%	8%	8%	8%	7%	7%	7%
Strongly Disagree	2%	3%	2%	3%	3%	2%	2%	3%	2%	2%	3%	2%
Percent who answered question	96%	95%	97%	98%	98%	98%	98%	98%	98%	97%	97%	98%

Iowa Youth Survey • 2010 State of Iowa Results (weighted)												
How much do you agree or disagree that each of the following statements is true: When I have problems, I am good at finding a way to fix them.												
IYS Question C14	6th Grade			8th Grade			11th Grade			All Grades		
	TOTAL	Male	Female	TOTAL	Male	Female	TOTAL	Male	Female	TOTAL	Male	Female
Strongly Agree	46%	47%	45%	40%	42%	38%	35%	37%	32%	40%	42%	39%
Agree	43%	41%	45%	48%	46%	49%	54%	53%	55%	48%	47%	50%
Disagree	9%	9%	8%	10%	9%	10%	9%	8%	11%	9%	9%	10%
Strongly Disagree	2%	3%	2%	3%	3%	2%	2%	2%	1%	2%	3%	2%
Percent who answered question	96%	95%	96%	98%	97%	98%	98%	98%	98%	97%	97%	97%

Iowa Youth Survey • 2010 State of Iowa Results (weighted)												
How much do you agree or disagree that each of the following statements is true: I think things through carefully before I make a decision.												
IYS Question C15	6th Grade			8th Grade			11th Grade			All Grades		
	TOTAL	Male	Female	TOTAL	Male	Female	TOTAL	Male	Female	TOTAL	Male	Female
Strongly Agree	42%	40%	44%	32%	32%	32%	26%	26%	26%	33%	33%	34%
Agree	45%	44%	46%	47%	46%	49%	50%	50%	51%	48%	47%	49%
Disagree	10%	12%	8%	17%	17%	16%	20%	19%	20%	16%	16%	15%
Strongly Disagree	3%	3%	2%	4%	5%	3%	4%	4%	3%	3%	4%	3%
Percent who answered question	95%	95%	96%	98%	97%	98%	98%	98%	98%	97%	96%	97%

Iowa Youth Survey • 2010 State of Iowa Results (weighted)												
How much do you agree or disagree that each of the following statements is true: Even if it is dangerous, I like to do exciting things.												
IYS Question C16	6th Grade			8th Grade			11th Grade			All Grades		
	TOTAL	Male	Female	TOTAL	Male	Female	TOTAL	Male	Female	TOTAL	Male	Female
Strongly Agree	22%	28%	16%	25%	31%	19%	24%	30%	18%	24%	30%	18%
Agree	25%	30%	21%	35%	39%	32%	44%	47%	42%	35%	39%	32%
Disagree	32%	27%	37%	28%	22%	35%	25%	19%	32%	28%	23%	35%
Strongly Disagree	20%	14%	26%	11%	8%	14%	6%	4%	8%	12%	9%	16%
Percent who answered question	94%	94%	94%	97%	97%	98%	98%	97%	98%	96%	96%	97%

Iowa Youth Survey • 2010 State of Iowa Results (weighted)												
How much do you agree or disagree that each of the following statements is true: I believe that working hard now will make my life successful in the future.												
IYS Question C17	6th Grade			8th Grade			11th Grade			All Grades		
	TOTAL	Male	Female	TOTAL	Male	Female	TOTAL	Male	Female	TOTAL	Male	Female
Strongly Agree	77%	76%	78%	68%	67%	69%	60%	56%	64%	68%	66%	70%
Agree	20%	20%	19%	28%	28%	27%	35%	38%	33%	28%	29%	26%
Disagree	2%	2%	2%	3%	3%	3%	3%	4%	2%	3%	3%	2%
Strongly Disagree	1%	2%	1%	2%	2%	1%	1%	2%	1%	1%	2%	1%
Percent who answered question	95%	95%	96%	98%	97%	98%	98%	98%	98%	97%	97%	97%

Iowa Youth Survey • 2010 State of Iowa Results (weighted)												
How much do you think you risk harming yourself (physically or otherwise) if you: Drink 3 or more drinks (glasses, cans or bottles of beer; glasses of wine, liquor or mixed drinks) of alcohol nearly every day?												
IYS Question C18	6th Grade			8th Grade			11th Grade			All Grades		
	TOTAL	Male	Female	TOTAL	Male	Female	TOTAL	Male	Female	TOTAL	Male	Female
Great Risk	61%	60%	62%	64%	62%	66%	53%	47%	60%	59%	56%	63%
Moderate Risk	11%	12%	11%	16%	16%	16%	23%	23%	22%	17%	17%	16%
Slight Risk	4%	5%	3%	7%	8%	7%	13%	16%	10%	8%	10%	7%
No Risk	15%	14%	16%	8%	8%	7%	8%	10%	6%	10%	11%	10%
Don't Know	8%	8%	7%	5%	6%	4%	3%	4%	2%	5%	6%	5%
Percent who answered question	93%	93%	93%	97%	97%	97%	98%	98%	98%	96%	96%	96%

Iowa Youth Survey • 2010 State of Iowa Results (weighted)												
How much do you think you risk harming yourself (physically or otherwise) if you: Smoke cigarettes every day?												
IYS Question C19	6th Grade			8th Grade			11th Grade			All Grades		
	TOTAL	Male	Female	TOTAL	Male	Female	TOTAL	Male	Female	TOTAL	Male	Female
Great Risk	69%	69%	69%	76%	74%	77%	70%	66%	74%	72%	70%	73%
Moderate Risk	7%	7%	6%	10%	10%	10%	15%	16%	14%	11%	12%	10%
Slight Risk	2%	2%	2%	3%	3%	3%	6%	7%	5%	4%	4%	3%
No Risk	16%	14%	17%	7%	7%	7%	5%	6%	5%	9%	9%	9%
Don't Know	6%	7%	6%	4%	5%	4%	3%	4%	2%	4%	5%	4%
Percent who answered question	93%	93%	93%	97%	97%	97%	98%	97%	98%	96%	95%	96%

Iowa Youth Survey • 2010 State of Iowa Results (weighted)												
How much do you think you risk harming yourself (physically or otherwise) if you: Smoke marijuana once a week?												
IYS Question C20	6th Grade			8th Grade			11th Grade			All Grades		
	TOTAL	Male	Female	TOTAL	Male	Female	TOTAL	Male	Female	TOTAL	Male	Female
Great Risk	61%	62%	61%	65%	64%	67%	48%	43%	54%	58%	56%	61%
Moderate Risk	12%	12%	12%	14%	14%	14%	18%	17%	19%	15%	14%	15%
Slight Risk	3%	4%	3%	6%	7%	5%	15%	16%	13%	8%	9%	7%
No Risk	16%	15%	17%	10%	10%	9%	16%	20%	12%	14%	15%	13%
Don't Know	7%	8%	7%	5%	5%	4%	4%	5%	2%	5%	6%	4%
Percent who answered question	92%	92%	93%	97%	96%	97%	98%	97%	98%	95%	95%	96%

Iowa Youth Survey • 2010 State of Iowa Results (weighted)												
How much do you think you risk harming yourself (physically or otherwise) if you: Take methamphetamines (crank) once a week?												
IYS Question C21	6th Grade			8th Grade			11th Grade			All Grades		
	TOTAL	Male	Female	TOTAL	Male	Female	TOTAL	Male	Female	TOTAL	Male	Female
Great Risk	63%	64%	62%	74%	74%	74%	78%	76%	79%	72%	71%	72%
Moderate Risk	10%	10%	10%	11%	11%	12%	11%	10%	11%	11%	10%	11%
Slight Risk	2%	2%	2%	2%	2%	2%	2%	3%	2%	2%	2%	2%
No Risk	16%	15%	17%	7%	7%	7%	5%	5%	4%	9%	9%	9%
Don't Know	9%	9%	8%	6%	6%	5%	4%	5%	3%	6%	7%	5%
Percent who answered question	92%	92%	92%	97%	96%	97%	98%	97%	98%	95%	95%	96%

Iowa Youth Survey • 2010 State of Iowa Results (weighted)												
How much do you think you risk harming yourself (physically or otherwise) if you: Take cocaine once a week?												
IYS Question C22	6th Grade			8th Grade			11th Grade			All Grades		
	TOTAL	Male	Female	TOTAL	Male	Female	TOTAL	Male	Female	TOTAL	Male	Female
Great Risk	63%	64%	62%	73%	74%	73%	77%	75%	79%	71%	71%	72%
Moderate Risk	11%	11%	11%	12%	11%	13%	12%	11%	12%	12%	11%	12%
Slight Risk	2%	2%	2%	2%	2%	3%	3%	3%	2%	2%	3%	2%
No Risk	16%	15%	17%	7%	7%	7%	5%	5%	4%	9%	9%	9%
Don't Know	8%	8%	8%	5%	6%	5%	4%	5%	3%	6%	6%	5%
Percent who answered question	92%	92%	93%	97%	97%	97%	98%	97%	98%	96%	95%	96%



Iowa Youth Survey • 2010 State of Iowa Results (weighted)												
How much do you think you risk harming yourself (physically or otherwise) if you: Take amphetamines other than methamphetamines (like stimulants, uppers, speed) once a week?												
IYS Question C23	6th Grade			8th Grade			11th Grade			All Grades		
	TOTAL	Male	Female	TOTAL	Male	Female	TOTAL	Male	Female	TOTAL	Male	Female
Great Risk	62%	63%	62%	73%	73%	73%	76%	74%	78%	70%	70%	71%
Moderate Risk	10%	11%	10%	12%	11%	12%	12%	12%	13%	11%	11%	12%
Slight Risk	2%	2%	2%	2%	2%	3%	3%	3%	3%	3%	3%	2%
No Risk	16%	15%	17%	7%	7%	7%	5%	5%	4%	9%	9%	9%
Don't Know	9%	10%	9%	6%	6%	5%	4%	5%	3%	6%	7%	6%
Percent who answered question	92%	92%	92%	97%	97%	97%	98%	97%	98%	95%	95%	96%

Iowa Youth Survey • 2010 State of Iowa Results (weighted)												
How much do you think you risk harming yourself (physically or otherwise) if you: Use any other illegal drug once a week?												
IYS Question C24	6th Grade			8th Grade			11th Grade			All Grades		
	TOTAL	Male	Female	TOTAL	Male	Female	TOTAL	Male	Female	TOTAL	Male	Female
Great Risk	65%	65%	64%	71%	71%	72%	68%	65%	72%	68%	67%	69%
Moderate Risk	10%	10%	10%	13%	13%	13%	17%	18%	17%	13%	14%	13%
Slight Risk	2%	2%	2%	3%	3%	3%	5%	6%	4%	3%	4%	3%
No Risk	16%	15%	17%	7%	7%	7%	5%	6%	4%	9%	9%	9%
Don't Know	7%	8%	7%	5%	6%	4%	5%	6%	3%	6%	7%	5%
Percent who answered question	92%	92%	93%	97%	97%	97%	98%	97%	98%	95%	95%	96%

Iowa Youth Survey • 2010 State of Iowa Results (weighted)												
How much do you think you risk harming yourself (physically or otherwise) if you: Use over the counter medications different from the directions?												
IYS Question C25	6th Grade			8th Grade			11th Grade			All Grades		
	TOTAL	Male	Female	TOTAL	Male	Female	TOTAL	Male	Female	TOTAL	Male	Female
Great Risk	61%	61%	61%	67%	68%	67%	61%	59%	64%	63%	62%	64%
Moderate Risk	11%	12%	11%	15%	15%	16%	21%	22%	21%	16%	16%	16%
Slight Risk	4%	4%	4%	5%	5%	5%	8%	9%	8%	6%	6%	6%
No Risk	16%	15%	17%	7%	8%	7%	5%	6%	5%	9%	9%	9%
Don't Know	8%	8%	7%	5%	6%	4%	4%	5%	3%	6%	6%	5%
Percent who answered question	92%	92%	92%	97%	97%	97%	98%	97%	98%	95%	95%	96%

Iowa Youth Survey • 2010 State of Iowa Results (weighted)												
How much do you think you risk harming yourself (physically or otherwise) if you: Use prescription medication (that were prescribed for you by your doctor) different from the directions?												
IYS Question C26	6th Grade			8th Grade			11th Grade			All Grades		
	TOTAL	Male	Female	TOTAL	Male	Female	TOTAL	Male	Female	TOTAL	Male	Female
Great Risk	58%	58%	58%	67%	67%	67%	62%	60%	65%	62%	62%	63%
Moderate Risk	12%	11%	12%	14%	14%	15%	20%	20%	20%	16%	15%	16%
Slight Risk	5%	5%	4%	5%	5%	5%	8%	8%	7%	6%	6%	6%
No Risk	18%	17%	18%	8%	8%	8%	6%	6%	5%	10%	10%	10%
Don't Know	8%	9%	8%	5%	6%	5%	4%	5%	3%	6%	7%	5%
Percent who answered question	92%	92%	92%	97%	96%	97%	98%	97%	98%	95%	95%	96%

Iowa Youth Survey • 2010 State of Iowa Results (weighted)												
How much do you think you risk harming yourself (physically or otherwise) if you: Use medication prescribed for someone else?												
IYS Question C27	6th Grade			8th Grade			11th Grade			All Grades		
	TOTAL	Male	Female	TOTAL	Male	Female	TOTAL	Male	Female	TOTAL	Male	Female
Great Risk	66%	66%	66%	72%	72%	72%	66%	64%	69%	68%	67%	69%
Moderate Risk	9%	9%	9%	12%	11%	12%	18%	19%	18%	13%	13%	13%
Slight Risk	2%	2%	2%	4%	3%	4%	7%	7%	6%	4%	4%	4%
No Risk	16%	15%	17%	7%	7%	7%	5%	6%	4%	9%	9%	9%
Don't Know	7%	8%	7%	5%	6%	4%	4%	5%	3%	5%	6%	4%
Percent who answered question	92%	92%	92%	97%	96%	97%	98%	97%	98%	95%	95%	96%

## Section D. Peer Questions

Iowa Youth Survey • 2010 State of Iowa Results (weighted)												
Would you be more or less likely to be popular (respected or cool) with the other students in your school, if you: Smoked cigarettes?												
IYS Question D1	6th Grade			8th Grade			11th Grade			All Grades		
	TOTAL	Male	Female	TOTAL	Male	Female	TOTAL	Male	Female	TOTAL	Male	Female
A Lot More Popular	3%	3%	3%	3%	4%	3%	3%	4%	3%	3%	4%	3%
More Popular	4%	4%	3%	5%	4%	5%	7%	6%	8%	5%	5%	6%
Less Popular	13%	13%	12%	20%	19%	20%	24%	23%	25%	19%	19%	19%
A Lot Less Popular	54%	52%	57%	48%	46%	49%	26%	26%	26%	42%	41%	44%
Wouldn't Change My Popularity	27%	28%	25%	25%	27%	24%	39%	41%	38%	31%	32%	29%
Percent who answered question	94%	93%	94%	97%	97%	98%	98%	98%	98%	96%	96%	97%

<b>Iowa Youth Survey • 2010 State of Iowa Results (weighted)</b>												
<b>Would you be more or less likely to be popular (respected or cool) with the other students in your school, if you: Drank alcoholic beverages?</b>												
<b>IYS Question D2</b>	<b>6th Grade</b>			<b>8th Grade</b>			<b>11th Grade</b>			<b>All Grades</b>		
	<b>TOTAL</b>	<b>Male</b>	<b>Female</b>	<b>TOTAL</b>	<b>Male</b>	<b>Female</b>	<b>TOTAL</b>	<b>Male</b>	<b>Female</b>	<b>TOTAL</b>	<b>Male</b>	<b>Female</b>
<b>A Lot More Popular</b>	3%	4%	3%	4%	4%	4%	10%	9%	10%	6%	6%	6%
<b>More Popular</b>	5%	5%	4%	9%	8%	10%	25%	23%	27%	13%	12%	14%
<b>Less Popular</b>	14%	15%	13%	20%	20%	20%	12%	12%	12%	15%	15%	15%
<b>A Lot Less Popular</b>	51%	49%	54%	39%	38%	40%	10%	10%	10%	33%	32%	34%
<b>Wouldn't Change My Popularity</b>	27%	28%	25%	28%	30%	26%	43%	46%	41%	33%	35%	31%
<b>Percent who answered question</b>	93%	93%	94%	97%	97%	98%	98%	97%	98%	96%	96%	96%

<b>Iowa Youth Survey • 2010 State of Iowa Results (weighted)</b>												
<b>Would you be more or less likely to be popular (respected or cool) with the other students in your school, if you: Smoked marijuana?</b>												
<b>IYS Question D3</b>	<b>6th Grade</b>			<b>8th Grade</b>			<b>11th Grade</b>			<b>All Grades</b>		
	<b>TOTAL</b>	<b>Male</b>	<b>Female</b>	<b>TOTAL</b>	<b>Male</b>	<b>Female</b>	<b>TOTAL</b>	<b>Male</b>	<b>Female</b>	<b>TOTAL</b>	<b>Male</b>	<b>Female</b>
<b>A Lot More Popular</b>	3%	3%	2%	4%	5%	3%	6%	7%	5%	4%	5%	4%
<b>More Popular</b>	3%	3%	3%	5%	5%	5%	11%	11%	11%	6%	6%	6%
<b>Less Popular</b>	10%	11%	10%	16%	15%	16%	19%	18%	19%	15%	15%	15%
<b>A Lot Less Popular</b>	58%	56%	60%	52%	51%	54%	29%	26%	31%	46%	44%	48%
<b>Wouldn't Change My Popularity</b>	26%	27%	24%	24%	25%	22%	36%	38%	34%	29%	30%	27%
<b>Percent who answered question</b>	93%	93%	94%	97%	97%	97%	98%	97%	98%	96%	96%	96%

Iowa Youth Survey • 2010 State of Iowa Results (weighted)												
Would you be more or less likely to be popular (respected or cool) with the other students in your school, if you: Used any other illegal drug?												
IYS Question D4	6th Grade			8th Grade			11th Grade			All Grades		
	TOTAL	Male	Female	TOTAL	Male	Female	TOTAL	Male	Female	TOTAL	Male	Female
A Lot More Popular	3%	3%	2%	3%	4%	3%	3%	4%	3%	3%	4%	3%
More Popular	3%	3%	3%	4%	3%	4%	6%	5%	7%	4%	4%	4%
Less Popular	10%	10%	10%	16%	15%	16%	21%	20%	21%	16%	16%	16%
A Lot Less Popular	58%	56%	60%	54%	52%	55%	36%	36%	37%	49%	48%	50%
Wouldn't Change My Popularity	26%	27%	25%	24%	25%	22%	33%	35%	32%	28%	29%	26%
Percent who answered question	93%	93%	93%	97%	97%	97%	98%	97%	98%	96%	95%	96%

Section E. School Questions

Iowa Youth Survey • 2010 State of Iowa Results (weighted)												
How much do you agree or disagree that each of the following statements is true? In my school: There are clear rules about what students can and cannot do.												
IYS Question E1	6th Grade			8th Grade			11th Grade			All Grades		
	TOTAL	Male	Female	TOTAL	Male	Female	TOTAL	Male	Female	TOTAL	Male	Female
Strongly Agree	65%	65%	65%	48%	50%	45%	35%	37%	34%	49%	51%	48%
Agree	30%	29%	30%	43%	39%	46%	53%	51%	55%	42%	40%	44%
Disagree	4%	4%	3%	7%	7%	7%	9%	9%	10%	7%	7%	7%
Strongly Disagree	2%	2%	1%	2%	3%	2%	2%	3%	2%	2%	3%	2%
Percent who answered question	94%	94%	95%	97%	97%	98%	98%	98%	98%	96%	96%	97%

Iowa Youth Survey • 2010 State of Iowa Results (weighted)												
How much do you agree or disagree that each of the following statements is true? In my school: The school principal and teachers consistently enforce school rules.												
IYS Question E2	6th Grade			8th Grade			11th Grade			All Grades		
	TOTAL	Male	Female	TOTAL	Male	Female	TOTAL	Male	Female	TOTAL	Male	Female
Strongly Agree	57%	57%	56%	42%	44%	39%	29%	31%	26%	42%	44%	40%
Agree	34%	34%	34%	43%	40%	45%	48%	48%	48%	42%	41%	43%
Disagree	7%	7%	8%	12%	11%	12%	19%	16%	22%	13%	11%	14%
Strongly Disagree	2%	2%	2%	4%	5%	3%	5%	5%	4%	4%	4%	3%
Percent who answered question	93%	93%	93%	97%	97%	97%	98%	97%	98%	96%	96%	96%

Iowa Youth Survey • 2010 State of Iowa Results (weighted)												
How much do you agree or disagree that each of the following statements is true? In my school: If I skipped school at least one of my parents/guardians would be notified.												
IYS Question E3	6th Grade			8th Grade			11th Grade			All Grades		
	TOTAL	Male	Female	TOTAL	Male	Female	TOTAL	Male	Female	TOTAL	Male	Female
Strongly Agree	68%	67%	69%	56%	57%	56%	45%	45%	46%	56%	56%	56%
Agree	22%	23%	22%	33%	32%	34%	43%	43%	43%	33%	33%	33%
Disagree	6%	6%	6%	7%	6%	8%	9%	8%	9%	7%	7%	8%
Strongly Disagree	4%	5%	4%	3%	4%	2%	3%	4%	2%	3%	4%	3%
Percent who answered question	93%	93%	94%	97%	97%	97%	98%	97%	98%	96%	96%	96%

Iowa Youth Survey • 2010 State of Iowa Results (weighted)												
How much do you agree or disagree that each of the following statements is true? In my school: Students caught drinking, smoking, or using an illegal drug are not allowed to participate in any extracurricular activity for some time period.												
IYS Question E4	6th Grade			8th Grade			11th Grade			All Grades		
	TOTAL	Male	Female	TOTAL	Male	Female	TOTAL	Male	Female	TOTAL	Male	Female
Strongly Agree	79%	79%	80%	67%	68%	66%	52%	52%	53%	66%	66%	66%
Agree	14%	14%	14%	24%	23%	26%	36%	35%	36%	25%	24%	26%
Disagree	3%	3%	3%	5%	5%	5%	8%	8%	8%	5%	5%	6%
Strongly Disagree	3%	4%	3%	3%	4%	3%	4%	5%	3%	4%	4%	3%
Percent who answered question	93%	93%	93%	97%	96%	97%	98%	97%	98%	96%	95%	96%

Iowa Youth Survey • 2010 State of Iowa Results (weighted)												
How much do you agree or disagree that each of the following statements is true? In my school: If I got in trouble at school for breaking a rule, at least one of my parents/guardians would support the school's disciplinary action.												
IYS Question E5	6th Grade			8th Grade			11th Grade			All Grades		
	TOTAL	Male	Female	TOTAL	Male	Female	TOTAL	Male	Female	TOTAL	Male	Female
Strongly Agree	62%	60%	64%	54%	53%	55%	43%	41%	45%	53%	51%	54%
Agree	29%	30%	28%	35%	35%	35%	43%	43%	43%	36%	36%	35%
Disagree	6%	6%	6%	8%	8%	8%	10%	11%	10%	8%	9%	8%
Strongly Disagree	3%	4%	3%	3%	4%	3%	3%	4%	2%	3%	4%	3%
Percent who answered question	92%	92%	92%	96%	96%	97%	97%	97%	98%	95%	95%	95%

Iowa Youth Survey • 2010 State of Iowa Results (weighted)												
When a student is being bullied at school, how often do the teachers or other adults at school try to put a stop to it?												
IYS Question E6	6th Grade			8th Grade			11th Grade			All Grades		
	TOTAL	Male	Female	TOTAL	Male	Female	TOTAL	Male	Female	TOTAL	Male	Female
Almost never	9%	11%	7%	13%	15%	11%	12%	13%	11%	11%	13%	9%
Once in a while	12%	13%	11%	18%	18%	18%	22%	20%	23%	17%	17%	18%
Sometimes	15%	15%	15%	20%	19%	22%	23%	21%	25%	19%	18%	21%
Often	20%	20%	19%	22%	22%	22%	23%	24%	23%	22%	22%	21%
Almost always	45%	42%	47%	27%	27%	27%	20%	22%	18%	30%	30%	31%
Percent who answered question	95%	94%	95%	97%	97%	98%	98%	97%	98%	96%	96%	97%

Iowa Youth Survey • 2010 State of Iowa Results (weighted)												
How wrong would most of the students in your school (not just your best friends) feel it would be for you to: Drink beer, wine or hard liquor (for example vodka, whiskey, gin)?												
IYS Question E7	6th Grade			8th Grade			11th Grade			All Grades		
	TOTAL	Male	Female	TOTAL	Male	Female	TOTAL	Male	Female	TOTAL	Male	Female
Very Wrong	79%	77%	82%	55%	55%	55%	17%	18%	16%	50%	50%	50%
Wrong	12%	13%	11%	22%	21%	22%	15%	16%	15%	16%	17%	16%
A Little Wrong	4%	4%	3%	13%	12%	14%	28%	26%	30%	15%	14%	16%
Not Wrong At All	1%	2%	1%	6%	6%	5%	32%	31%	33%	13%	13%	14%
Don't Know	4%	4%	3%	5%	6%	4%	7%	8%	5%	5%	6%	4%
Percent who answered question	94%	93%	95%	97%	97%	98%	98%	97%	98%	96%	96%	97%

Iowa Youth Survey • 2010 State of Iowa Results (weighted)												
How wrong would most of the students in your school (not just your best friends) feel it would be for you to: Smoke cigarettes?												
IYS Question E8	6th Grade			8th Grade			11th Grade			All Grades		
	TOTAL	Male	Female	TOTAL	Male	Female	TOTAL	Male	Female	TOTAL	Male	Female
Very Wrong	82%	80%	84%	64%	65%	63%	29%	31%	28%	58%	58%	58%
Wrong	11%	12%	11%	21%	20%	21%	26%	26%	26%	19%	19%	19%
A Little Wrong	2%	3%	2%	8%	7%	9%	24%	22%	26%	11%	11%	12%
Not Wrong At All	1%	1%	1%	3%	3%	3%	15%	14%	15%	7%	6%	7%
Don't Know	3%	4%	3%	4%	5%	3%	6%	8%	5%	5%	5%	4%
Percent who answered question	94%	93%	95%	97%	97%	97%	97%	97%	98%	96%	96%	97%

Iowa Youth Survey • 2010 State of Iowa Results (weighted)												
How wrong would most of the students in your school (not just your best friends) feel it would be for you to: Smoke marijuana?												
IYS Question E9	6th Grade			8th Grade			11th Grade			All Grades		
	TOTAL	Male	Female	TOTAL	Male	Female	TOTAL	Male	Female	TOTAL	Male	Female
Very Wrong	88%	86%	90%	73%	72%	74%	38%	37%	39%	66%	64%	67%
Wrong	7%	7%	6%	14%	14%	15%	22%	21%	23%	14%	14%	15%
A Little Wrong	1%	1%	1%	5%	5%	5%	18%	18%	19%	8%	8%	8%
Not Wrong At All	1%	1%	1%	4%	4%	3%	16%	17%	15%	7%	8%	6%
Don't Know	3%	4%	3%	4%	5%	3%	6%	7%	5%	5%	5%	4%
Percent who answered question	94%	93%	94%	97%	97%	97%	97%	97%	98%	96%	95%	96%



<b>Iowa Youth Survey • 2010 State of Iowa Results (weighted)</b>												
How wrong would most of the students in your school (not just your best friends) feel it would be for you to: Use any illegal drug other than alcohol, cigarettes, or marijuana?												
IYS Question E10	6th Grade			8th Grade			11th Grade			All Grades		
	TOTAL	Male	Female	TOTAL	Male	Female	TOTAL	Male	Female	TOTAL	Male	Female
Very Wrong	88%	86%	90%	75%	75%	76%	50%	51%	50%	71%	70%	72%
Wrong	7%	8%	6%	14%	14%	14%	24%	23%	25%	15%	15%	15%
A Little Wrong	1%	1%	1%	4%	4%	4%	12%	11%	13%	6%	5%	6%
Not Wrong At All	1%	1%	1%	2%	3%	2%	7%	7%	6%	3%	4%	3%
Don't Know	3%	4%	3%	4%	5%	3%	7%	8%	5%	5%	6%	4%
Percent who answered question	94%	93%	95%	97%	97%	97%	97%	97%	98%	96%	95%	96%

<b>Iowa Youth Survey • 2010 State of Iowa Results (weighted)</b>												
How wrong would most of the students in your school (not just your best friends) feel it would be for you to: Start a physical fight with someone?												
IYS Question E11	6th Grade			8th Grade			11th Grade			All Grades		
	TOTAL	Male	Female	TOTAL	Male	Female	TOTAL	Male	Female	TOTAL	Male	Female
Very Wrong	62%	58%	67%	40%	39%	42%	20%	18%	23%	41%	38%	44%
Wrong	20%	21%	20%	22%	21%	24%	24%	20%	27%	22%	20%	24%
A Little Wrong	10%	12%	7%	20%	21%	19%	28%	29%	28%	20%	21%	19%
Not Wrong At All	4%	5%	3%	12%	14%	10%	21%	25%	17%	13%	15%	10%
Don't Know	4%	4%	3%	5%	6%	3%	7%	8%	5%	5%	6%	4%
Percent who answered question	94%	93%	95%	97%	97%	97%	97%	97%	98%	96%	95%	96%

<b>Iowa Youth Survey • 2010 State of Iowa Results (weighted)</b>												
How wrong would most of the students in your school (not just your best friends) feel it would be for you to: Carry a gun, knife, club, or other weapon to school?												
IYS Question E12	6th Grade			8th Grade			11th Grade			All Grades		
	TOTAL	Male	Female	TOTAL	Male	Female	TOTAL	Male	Female	TOTAL	Male	Female
Very Wrong	86%	84%	88%	73%	71%	75%	61%	57%	66%	73%	70%	76%
Wrong	8%	8%	7%	15%	15%	15%	20%	20%	20%	14%	15%	14%
A Little Wrong	2%	2%	1%	5%	5%	5%	8%	9%	7%	5%	6%	4%
Not Wrong At All	1%	2%	1%	3%	4%	2%	5%	7%	3%	3%	4%	2%
Don't Know	3%	4%	3%	4%	5%	3%	5%	7%	4%	4%	5%	3%
Percent who answered question	94%	93%	94%	97%	97%	97%	97%	97%	98%	96%	95%	96%

<b>Iowa Youth Survey • 2010 State of Iowa Results (weighted)</b>												
How wrong would most of the students in your school (not just your best friends) feel it would be for you to: Go to a party where kids under 21 were using alcohol?												
IYS Question E13	6th Grade			8th Grade			11th Grade			All Grades		
	TOTAL	Male	Female	TOTAL	Male	Female	TOTAL	Male	Female	TOTAL	Male	Female
Very Wrong	80%	78%	82%	57%	57%	56%	19%	20%	17%	51%	51%	51%
Wrong	11%	12%	10%	20%	19%	21%	15%	16%	15%	15%	16%	15%
A Little Wrong	3%	3%	3%	11%	10%	12%	24%	23%	25%	13%	12%	14%
Not Wrong At all	2%	2%	2%	7%	8%	7%	36%	33%	38%	15%	15%	16%
Don't Know	3%	4%	3%	5%	6%	4%	6%	8%	5%	5%	6%	4%
Percent who answered question	94%	93%	95%	97%	97%	97%	97%	97%	98%	96%	95%	96%

Iowa Youth Survey • 2010 State of Iowa Results (weighted)												
How wrong would most of the students in your school (not just your best friends) feel it would be for you to: Go to a party where kids were using drugs?												
IYS Question E14	6th Grade			8th Grade			11th Grade			All Grades		
	TOTAL	Male	Female	TOTAL	Male	Female	TOTAL	Male	Female	TOTAL	Male	Female
Very Wrong	86%	85%	87%	69%	70%	68%	36%	38%	34%	63%	64%	63%
Wrong	8%	8%	8%	16%	15%	18%	23%	23%	23%	16%	16%	16%
A Little Wrong	2%	2%	1%	6%	5%	7%	19%	17%	21%	9%	8%	10%
Not Wrong At All	1%	1%	1%	4%	4%	4%	15%	14%	16%	7%	7%	7%
Don't Know	3%	4%	3%	4%	5%	4%	6%	8%	5%	5%	6%	4%
Percent who answered question	94%	93%	94%	97%	97%	97%	97%	97%	98%	96%	95%	96%

Iowa Youth Survey • 2010 State of Iowa Results (weighted)												
How wrong would most of the students in your school (not just your best friends) feel it would be for you to: Use prescription drugs that were not prescribed for you, or in a way other than the directions?												
IYS Question E15	6th Grade			8th Grade			11th Grade			All Grades		
	TOTAL	Male	Female	TOTAL	Male	Female	TOTAL	Male	Female	TOTAL	Male	Female
Very Wrong	83%	81%	84%	70%	70%	70%	46%	46%	46%	66%	65%	66%
Wrong	11%	11%	10%	17%	17%	18%	25%	24%	26%	18%	17%	18%
A Little Wrong	2%	2%	2%	5%	5%	6%	14%	13%	15%	7%	7%	8%
Not Wrong At All	1%	1%	1%	3%	3%	3%	7%	8%	7%	4%	4%	4%
Don't know	4%	4%	3%	5%	6%	4%	8%	9%	7%	6%	7%	5%
Percent who answered question	93%	93%	94%	97%	96%	97%	97%	97%	98%	96%	95%	96%

Iowa Youth Survey • 2010 State of Iowa Results (weighted)												
How much do you agree or disagree that each of the following statements is true: My teachers care about me.												
IYS Question E16	6th Grade			8th Grade			11th Grade			All Grades		
	TOTAL	Male	Female	TOTAL	Male	Female	TOTAL	Male	Female	TOTAL	Male	Female
Strongly Agree	53%	51%	55%	31%	32%	30%	22%	24%	20%	35%	36%	35%
Agree	39%	40%	39%	52%	50%	56%	59%	56%	62%	50%	49%	52%
Disagree	5%	6%	4%	11%	11%	10%	14%	14%	14%	10%	10%	10%
Strongly Disagree	3%	3%	2%	6%	7%	4%	5%	6%	4%	4%	5%	3%
Percent who answered question	94%	94%	95%	97%	97%	97%	98%	97%	98%	96%	96%	97%

Iowa Youth Survey • 2010 State of Iowa Results (weighted)												
How much do you agree or disagree that each of the following statements is true: My teachers are available to talk with students one-on-one.												
IYS Question E17	6th Grade			8th Grade			11th Grade			All Grades		
	TOTAL	Male	Female	TOTAL	Male	Female	TOTAL	Male	Female	TOTAL	Male	Female
Strongly Agree	58%	58%	58%	37%	39%	36%	26%	28%	24%	40%	41%	39%
Agree	35%	34%	35%	47%	46%	48%	57%	55%	58%	46%	45%	47%
Disagree	6%	6%	6%	12%	11%	12%	14%	12%	15%	10%	10%	11%
Strongly Disagree	2%	2%	2%	4%	5%	3%	4%	5%	3%	3%	4%	3%
Percent who answered question	94%	93%	95%	97%	96%	97%	97%	97%	98%	96%	96%	97%

Iowa Youth Survey • 2010 State of Iowa Results (weighted)												
How much do you agree or disagree that each of the following statements is true: My teachers notice when I am doing a good job and let me know about it.												
IYS Question E18	6th Grade			8th Grade			11th Grade			All Grades		
	TOTAL	Male	Female	TOTAL	Male	Female	TOTAL	Male	Female	TOTAL	Male	Female
Strongly Agree	53%	53%	53%	34%	36%	32%	22%	24%	21%	36%	37%	35%
Agree	36%	36%	36%	44%	43%	46%	50%	51%	49%	44%	43%	44%
Disagree	9%	8%	9%	16%	15%	18%	22%	19%	26%	16%	14%	18%
Strongly Disagree	3%	3%	2%	6%	7%	5%	5%	6%	4%	5%	5%	4%
Percent who answered question	94%	93%	95%	97%	96%	97%	97%	97%	98%	96%	95%	97%

Iowa Youth Survey • 2010 State of Iowa Results (weighted)												
How much do you agree or disagree that each of the following statements is true: Students in my school treat each other with respect.												
IYS Question E19	6th Grade			8th Grade			11th Grade			All Grades		
	TOTAL	Male	Female	TOTAL	Male	Female	TOTAL	Male	Female	TOTAL	Male	Female
Strongly Agree	31%	33%	29%	19%	22%	16%	12%	15%	9%	21%	23%	18%
Agree	41%	40%	42%	39%	40%	39%	40%	43%	37%	40%	41%	39%
Disagree	21%	20%	23%	28%	25%	32%	35%	31%	38%	28%	25%	31%
Strongly Disagree	7%	7%	7%	13%	13%	14%	13%	12%	15%	11%	11%	12%
Percent who answered question	94%	93%	94%	97%	96%	97%	97%	97%	98%	96%	95%	96%

Iowa Youth Survey • 2010 State of Iowa Results (weighted)												
How much do you agree or disagree that each of the following statements is true: I feel safe at school.												
IYS Question E20	6th Grade			8th Grade			11th Grade			All Grades		
	TOTAL	Male	Female	TOTAL	Male	Female	TOTAL	Male	Female	TOTAL	Male	Female
Strongly Agree	56%	55%	57%	39%	40%	38%	30%	32%	28%	41%	42%	41%
Agree	35%	35%	34%	47%	45%	49%	59%	56%	61%	47%	46%	48%
Disagree	6%	6%	6%	9%	9%	9%	8%	8%	9%	8%	8%	8%
Strongly Disagree	3%	3%	2%	5%	5%	4%	3%	4%	3%	4%	4%	3%
Percent who answered question	94%	93%	95%	97%	96%	97%	97%	97%	98%	96%	95%	96%

Iowa Youth Survey • 2010 State of Iowa Results (weighted)												
How much do you agree or disagree that each of the following statements is true: I care about my school.												
IYS Question E21	6th Grade			8th Grade			11th Grade			All Grades		
	TOTAL	Male	Female	TOTAL	Male	Female	TOTAL	Male	Female	TOTAL	Male	Female
Strongly Agree	61%	57%	66%	38%	37%	39%	26%	26%	25%	41%	40%	43%
Agree	31%	33%	29%	43%	42%	45%	50%	47%	53%	42%	41%	43%
Disagree	5%	6%	3%	12%	12%	11%	16%	17%	15%	11%	12%	10%
Strongly Disagree	3%	4%	2%	7%	9%	5%	8%	10%	6%	6%	8%	4%
Percent who answered question	94%	93%	95%	97%	96%	97%	97%	97%	98%	96%	95%	96%

Iowa Youth Survey • 2010 State of Iowa Results (weighted)												
How much do you agree or disagree that each of the following statements is true: I try to do my best in school.												
IYS Question E22	6th Grade			8th Grade			11th Grade			All Grades		
	TOTAL	Male	Female	TOTAL	Male	Female	TOTAL	Male	Female	TOTAL	Male	Female
Strongly Agree	75%	72%	79%	56%	53%	59%	41%	35%	47%	57%	53%	61%
Agree	22%	24%	20%	37%	38%	35%	47%	49%	46%	36%	37%	34%
Disagree	2%	2%	1%	5%	6%	4%	9%	12%	6%	5%	7%	4%
Strongly Disagree	1%	1%	1%	3%	3%	2%	3%	4%	1%	2%	3%	1%
Percent who answered question	94%	93%	95%	97%	96%	97%	97%	97%	98%	96%	95%	97%

Iowa Youth Survey • 2010 State of Iowa Results (weighted)												
How much do you agree or disagree that each of the following statements is true: I plan to finish high school.												
IYS Question E23	6th Grade			8th Grade			11th Grade			All Grades		
	TOTAL	Male	Female	TOTAL	Male	Female	TOTAL	Male	Female	TOTAL	Male	Female
Strongly Agree	84%	82%	86%	76%	73%	79%	73%	69%	77%	78%	75%	81%
Agree	14%	16%	12%	21%	23%	19%	25%	27%	22%	20%	22%	18%
Disagree	1%	1%	1%	1%	2%	1%	1%	2%	1%	1%	1%	1%
Strongly Disagree	1%	1%	1%	2%	2%	1%	1%	2%	1%	1%	2%	1%
Percent who answered question	94%	93%	95%	97%	97%	97%	97%	97%	98%	96%	96%	97%

Iowa Youth Survey • 2010 State of Iowa Results (weighted)												
How much do you agree or disagree that each of the following statements is true: My school lets a parent/guardian know if I'm doing a good job.												
IYS Question E24	6th Grade			8th Grade			11th Grade			All Grades		
	TOTAL	Male	Female	TOTAL	Male	Female	TOTAL	Male	Female	TOTAL	Male	Female
Strongly Agree	55%	56%	55%	35%	38%	33%	24%	26%	22%	38%	40%	36%
Agree	32%	30%	33%	37%	35%	38%	38%	39%	38%	36%	35%	36%
Disagree	9%	9%	10%	19%	17%	22%	28%	24%	32%	19%	17%	21%
Strongly Disagree	4%	4%	3%	9%	10%	7%	10%	10%	9%	7%	8%	6%
Percent who answered question	94%	93%	95%	97%	96%	97%	97%	97%	98%	96%	95%	96%

Iowa Youth Survey • 2010 State of Iowa Results (weighted)												
How much do you agree or disagree that each of the following statements is true: My school lets a parent/guardian know if I've done something wrong.												
IYS Question E25	6th Grade			8th Grade			11th Grade			All Grades		
	TOTAL	Male	Female	TOTAL	Male	Female	TOTAL	Male	Female	TOTAL	Male	Female
Strongly Agree	66%	65%	66%	50%	51%	49%	39%	40%	38%	51%	52%	51%
Agree	30%	30%	30%	42%	40%	44%	52%	50%	53%	41%	40%	42%
Disagree	3%	3%	3%	5%	5%	6%	7%	7%	7%	5%	5%	5%
Strongly Disagree	1%	2%	1%	3%	4%	2%	2%	3%	2%	2%	3%	2%
Percent who answered question	93%	93%	94%	97%	96%	97%	97%	97%	98%	96%	95%	96%

Iowa Youth Survey • 2010 State of Iowa Results (weighted)												
How much do you agree or disagree that each of the following statements is true: There is at least one adult at school that I could go to for help with a problem.												
IYS Question E26	6th Grade			8th Grade			11th Grade			All Grades		
	TOTAL	Male	Female	TOTAL	Male	Female	TOTAL	Male	Female	TOTAL	Male	Female
Strongly Agree	70%	68%	72%	52%	51%	53%	43%	41%	44%	54%	53%	56%
Agree	23%	24%	22%	34%	35%	34%	43%	44%	42%	34%	34%	33%
Disagree	4%	4%	4%	8%	7%	9%	10%	9%	10%	7%	7%	8%
Strongly Disagree	3%	3%	3%	6%	7%	5%	5%	6%	4%	5%	5%	4%
Percent who answered question	94%	93%	94%	97%	96%	97%	97%	97%	98%	96%	95%	96%

Iowa Youth Survey • 2010 State of Iowa Results (weighted)												
How much do you agree or disagree that each of the following statements is true: I do the homework that is assigned.												
IYS Question E27	6th Grade			8th Grade			11th Grade			All Grades		
	TOTAL	Male	Female	TOTAL	Male	Female	TOTAL	Male	Female	TOTAL	Male	Female
Strongly Agree	71%	67%	75%	55%	51%	59%	40%	35%	45%	55%	51%	59%
Agree	26%	29%	23%	38%	40%	36%	49%	52%	47%	38%	40%	35%
Disagree	2%	2%	1%	5%	5%	4%	8%	10%	6%	5%	6%	4%
Strongly Disagree	1%	2%	1%	2%	3%	1%	3%	4%	1%	2%	3%	1%
Percent who answered question	94%	93%	95%	97%	96%	97%	97%	97%	98%	96%	95%	96%

## Section F. Family Questions

Iowa Youth Survey • 2010 State of Iowa Results (weighted)												
How much do you agree or disagree that each of the following statements is true: In my home there are clear rules about what I can and cannot do.												
IYS Question F1	6th Grade			8th Grade			11th Grade			All Grades		
	TOTAL	Male	Female	TOTAL	Male	Female	TOTAL	Male	Female	TOTAL	Male	Female
Strongly Agree	68%	67%	69%	57%	58%	56%	46%	46%	46%	57%	57%	57%
Agree	27%	28%	27%	35%	34%	36%	43%	44%	43%	35%	36%	35%
Disagree	4%	4%	3%	6%	6%	7%	9%	8%	9%	6%	6%	7%
Strongly Disagree	1%	2%	1%	2%	2%	2%	2%	2%	2%	2%	2%	2%
Percent who answered question	93%	93%	94%	97%	96%	97%	97%	97%	98%	96%	95%	96%

Iowa Youth Survey • 2010 State of Iowa Results (weighted)												
How much do you agree or disagree that each of the following statements is true: I have a happy home.												
IYS Question F2	6th Grade			8th Grade			11th Grade			All Grades		
	TOTAL	Male	Female	TOTAL	Male	Female	TOTAL	Male	Female	TOTAL	Male	Female
Strongly Agree	66%	66%	65%	54%	56%	51%	45%	46%	43%	55%	56%	53%
Agree	27%	26%	27%	34%	34%	34%	41%	41%	40%	34%	34%	34%
Disagree	6%	5%	6%	9%	7%	10%	11%	9%	12%	8%	7%	9%
Strongly Disagree	2%	2%	2%	4%	3%	4%	4%	3%	4%	3%	3%	4%
Percent who answered question	93%	93%	94%	96%	96%	97%	97%	97%	97%	95%	95%	96%

Iowa Youth Survey • 2010 State of Iowa Results (weighted)												
How much do you agree or disagree that each of the following statements is true: There are people living in my home who have a serious alcohol or drug problem.												
IYS Question F3	6th Grade			8th Grade			11th Grade			All Grades		
	TOTAL	Male	Female	TOTAL	Male	Female	TOTAL	Male	Female	TOTAL	Male	Female
Strongly Agree	11%	13%	9%	10%	12%	7%	8%	9%	6%	9%	11%	7%
Agree	7%	7%	6%	8%	8%	8%	9%	9%	8%	8%	8%	7%
Disagree	16%	17%	15%	18%	18%	19%	21%	22%	21%	19%	19%	18%
Strongly Disagree	66%	63%	70%	64%	62%	67%	63%	60%	65%	64%	62%	67%
Percent who answered question	92%	92%	93%	96%	96%	97%	97%	97%	97%	95%	94%	95%



Iowa Youth Survey • 2010 State of Iowa Results (weighted)												
How much do you agree or disagree that each of the following statements is true: I feel very close to at least one of my parents/guardians.												
IYS Question F4	6th Grade			8th Grade			11th Grade			All Grades		
	TOTAL	Male	Female	TOTAL	Male	Female	TOTAL	Male	Female	TOTAL	Male	Female
Strongly Agree	79%	80%	79%	64%	67%	61%	51%	52%	49%	64%	66%	63%
Agree	16%	16%	16%	26%	25%	27%	34%	35%	33%	26%	26%	25%
Disagree	3%	3%	3%	7%	5%	9%	11%	9%	13%	7%	6%	8%
Strongly Disagree	2%	2%	2%	3%	3%	4%	4%	4%	5%	3%	3%	4%
Percent who answered question	93%	92%	94%	96%	96%	97%	97%	97%	97%	95%	95%	96%

Iowa Youth Survey • 2010 State of Iowa Results (weighted)												
How much do you agree or disagree that each of the following statements is true: I can talk about the things that bother me or I don't understand with someone in my home.												
IYS Question F5	6th Grade			8th Grade			11th Grade			All Grades		
	TOTAL	Male	Female	TOTAL	Male	Female	TOTAL	Male	Female	TOTAL	Male	Female
Strongly Agree	64%	64%	65%	51%	53%	50%	41%	41%	42%	52%	52%	52%
Agree	24%	24%	23%	30%	30%	30%	36%	38%	34%	30%	31%	29%
Disagree	7%	7%	7%	12%	11%	13%	15%	15%	16%	12%	11%	12%
Strongly Disagree	5%	5%	4%	7%	6%	7%	7%	7%	7%	6%	6%	6%
Percent who answered question	92%	91%	93%	96%	96%	97%	97%	97%	98%	95%	94%	96%

Iowa Youth Survey • 2010 State of Iowa Results (weighted)												
How much do you agree or disagree that each of the following statements is true: I can get help and support when I need it from someone in my home.												
IYS Question F6	6th Grade			8th Grade			11th Grade			All Grades		
	TOTAL	Male	Female	TOTAL	Male	Female	TOTAL	Male	Female	TOTAL	Male	Female
Strongly Agree	74%	74%	74%	60%	62%	58%	49%	49%	49%	61%	61%	60%
Agree	20%	20%	20%	29%	29%	30%	38%	39%	36%	29%	30%	29%
Disagree	3%	3%	4%	6%	5%	8%	9%	8%	10%	6%	6%	7%
Strongly Disagree	3%	3%	2%	4%	4%	5%	5%	4%	5%	4%	4%	4%
Percent who answered question	92%	92%	93%	96%	95%	97%	97%	96%	97%	95%	94%	96%

Iowa Youth Survey • 2010 State of Iowa Results (weighted)												
How often do the following occur: A parent/guardian knows where I am and who I am with, especially in the evening and on weekends.												
IYS Question F7	6th Grade			8th Grade			11th Grade			All Grades		
	TOTAL	Male	Female	TOTAL	Male	Female	TOTAL	Male	Female	TOTAL	Male	Female
Never	5%	7%	4%	5%	7%	4%	5%	6%	3%	5%	7%	4%
Sometimes	7%	9%	6%	13%	14%	12%	21%	23%	20%	14%	15%	13%
Often	17%	21%	13%	24%	28%	20%	32%	36%	29%	25%	28%	21%
Always	70%	63%	78%	58%	51%	64%	42%	35%	48%	56%	49%	63%
Percent who answered question	92%	91%	93%	96%	96%	97%	97%	97%	98%	95%	94%	96%

Iowa Youth Survey • 2010 State of Iowa Results (weighted)												
How often do the following occur: A parent/guardian checks to make sure I have done the things I am supposed to do (school homework, household chores, get home on time, etc.).												
IYS Question F8	6th Grade			8th Grade			11th Grade			All Grades		
	TOTAL	Male	Female	TOTAL	Male	Female	TOTAL	Male	Female	TOTAL	Male	Female
Never	6%	7%	5%	8%	8%	7%	10%	10%	10%	8%	9%	7%
Sometimes	10%	11%	9%	17%	17%	17%	28%	29%	28%	19%	19%	18%
Often	20%	22%	19%	26%	28%	24%	31%	33%	29%	26%	28%	24%
Always	64%	60%	68%	49%	47%	52%	31%	28%	33%	48%	45%	51%
Percent who answered question	92%	91%	93%	96%	96%	97%	97%	96%	98%	95%	94%	96%

Iowa Youth Survey • 2010 State of Iowa Results (weighted)												
How often do the following occur: A parent/guardian generally finds out if I have done something wrong, and then punishes me.												
IYS Question F9	6th Grade			8th Grade			11th Grade			All Grades		
	TOTAL	Male	Female	TOTAL	Male	Female	TOTAL	Male	Female	TOTAL	Male	Female
Never	8%	9%	6%	8%	9%	7%	11%	11%	10%	9%	10%	8%
Sometimes	17%	18%	16%	22%	22%	22%	33%	33%	32%	24%	24%	24%
Often	26%	27%	25%	28%	30%	26%	29%	32%	27%	28%	30%	26%
Always	50%	47%	53%	42%	39%	45%	28%	24%	31%	39%	36%	42%
Percent who answered question	92%	91%	92%	96%	95%	96%	97%	96%	98%	95%	94%	95%

Iowa Youth Survey • 2010 State of Iowa Results (weighted)												
How often do the following occur: When I am doing a good job, someone in my home lets me know about it.												
IYS Question F10	6th Grade			8th Grade			11th Grade			All Grades		
	TOTAL	Male	Female	TOTAL	Male	Female	TOTAL	Male	Female	TOTAL	Male	Female
Never	10%	11%	8%	12%	13%	11%	12%	13%	12%	11%	12%	11%
Sometimes	17%	18%	16%	25%	23%	26%	32%	32%	32%	25%	25%	25%
Often	21%	22%	21%	25%	26%	24%	29%	31%	27%	25%	26%	24%
Always	52%	49%	55%	39%	38%	39%	26%	24%	28%	39%	37%	40%
Percent who answered question	92%	91%	93%	96%	95%	96%	97%	96%	97%	95%	94%	95%

Iowa Youth Survey • 2010 State of Iowa Results (weighted)												
How often do the following occur: Someone in my home helps me with my schoolwork.												
IYS Question F11	6th Grade			8th Grade			11th Grade			All Grades		
	TOTAL	Male	Female	TOTAL	Male	Female	TOTAL	Male	Female	TOTAL	Male	Female
Never	10%	12%	8%	17%	17%	16%	32%	33%	31%	20%	21%	19%
Sometimes	22%	24%	21%	30%	29%	30%	38%	37%	38%	30%	30%	30%
Often	21%	22%	21%	22%	22%	21%	16%	17%	15%	20%	20%	19%
Always	46%	43%	50%	32%	31%	33%	14%	12%	15%	30%	28%	32%
Percent who answered question	92%	91%	92%	96%	95%	96%	97%	96%	97%	94%	94%	95%

Iowa Youth Survey • 2010 State of Iowa Results (weighted)												
How often do the following occur: At least one of my parents/guardians goes to school activities that I am involved in.												
IYS Question F12	6th Grade			8th Grade			11th Grade			All Grades		
	TOTAL	Male	Female	TOTAL	Male	Female	TOTAL	Male	Female	TOTAL	Male	Female
Never	16%	18%	13%	15%	16%	13%	18%	19%	17%	16%	18%	14%
Sometimes	18%	19%	17%	17%	16%	17%	19%	18%	20%	18%	18%	18%
Often	18%	18%	18%	21%	21%	20%	21%	23%	20%	20%	21%	19%
Always	49%	45%	53%	48%	47%	50%	41%	40%	43%	46%	44%	48%
Percent who answered question	91%	90%	92%	95%	95%	96%	96%	96%	97%	94%	93%	95%

Iowa Youth Survey • 2010 State of Iowa Results (weighted)												
How wrong would your parents/guardians feel it would be for you to: Drink beer, wine or hard liquor (for example vodka, whiskey, gin) without their permission?												
IYS Question F13	6th Grade			8th Grade			11th Grade			All Grades		
	TOTAL	Male	Female	TOTAL	Male	Female	TOTAL	Male	Female	TOTAL	Male	Female
Very Wrong	92%	91%	94%	83%	82%	84%	60%	57%	62%	78%	76%	80%
Wrong	4%	5%	4%	10%	10%	9%	21%	20%	21%	12%	12%	11%
A Little Wrong	1%	2%	1%	4%	4%	4%	14%	15%	13%	7%	7%	6%
Not Wrong At All	1%	1%	0%	2%	2%	1%	4%	6%	3%	2%	3%	2%
Don't Know	1%	2%	1%	1%	2%	1%	2%	2%	1%	1%	2%	1%
Percent who answered question	91%	91%	92%	96%	95%	96%	97%	96%	97%	95%	94%	95%

Iowa Youth Survey • 2010 State of Iowa Results (weighted)												
How wrong would your parents/guardians feel it would be for you to: Smoke cigarettes?												
IYS Question F14	6th Grade			8th Grade			11th Grade			All Grades		
	TOTAL	Male	Female	TOTAL	Male	Female	TOTAL	Male	Female	TOTAL	Male	Female
Very Wrong	94%	93%	95%	89%	89%	90%	78%	75%	81%	87%	85%	88%
Wrong	4%	4%	3%	6%	6%	6%	13%	14%	11%	8%	8%	7%
A Little Wrong	1%	1%	1%	2%	2%	2%	5%	5%	5%	3%	3%	3%
Not Wrong At All	1%	1%	0%	1%	2%	1%	3%	3%	2%	2%	2%	1%
Don't Know	1%	1%	1%	1%	2%	1%	2%	2%	1%	1%	2%	1%
Percent who answered question	91%	91%	92%	96%	95%	96%	97%	96%	97%	94%	94%	95%

Iowa Youth Survey • 2010 State of Iowa Results (weighted)												
How wrong would your parents/guardians feel it would be for you to: Smoke marijuana?												
IYS Question F15	6th Grade			8th Grade			11th Grade			All Grades		
	TOTAL	Male	Female	TOTAL	Male	Female	TOTAL	Male	Female	TOTAL	Male	Female
Very wrong	96%	94%	97%	92%	90%	93%	83%	80%	87%	90%	88%	92%
Wrong	2%	3%	2%	4%	5%	4%	9%	10%	8%	5%	6%	5%
A Little Wrong	0%	1%	0%	2%	2%	1%	4%	5%	3%	2%	2%	2%
Not Wrong At All	1%	1%	0%	1%	2%	1%	3%	3%	2%	2%	2%	1%
Don't Know	1%	1%	1%	1%	2%	1%	2%	2%	1%	1%	2%	1%
Percent who answered question	91%	90%	92%	95%	95%	96%	96%	96%	97%	94%	94%	95%

Iowa Youth Survey • 2010 State of Iowa Results (weighted)												
How wrong would your parents/guardians feel it would be for you to: Use any illegal drug other than alcohol, cigarettes, or marijuana?												
IYS Question F16	6th Grade			8th Grade			11th Grade			All Grades		
	TOTAL	Male	Female	TOTAL	Male	Female	TOTAL	Male	Female	TOTAL	Male	Female
Very Wrong	96%	95%	97%	93%	92%	94%	90%	87%	92%	93%	91%	94%
Wrong	2%	3%	2%	4%	4%	4%	6%	7%	5%	4%	5%	4%
A Little Wrong	0%	0%	0%	1%	1%	1%	1%	2%	1%	1%	1%	1%
Not Wrong At all	1%	1%	0%	1%	1%	1%	1%	2%	1%	1%	1%	1%
Don't Know	1%	1%	1%	1%	1%	1%	1%	2%	1%	1%	2%	1%
Percent who answered question	91%	91%	92%	96%	95%	96%	96%	96%	97%	94%	94%	95%

Iowa Youth Survey • 2010 State of Iowa Results (weighted)												
How wrong would your parents/guardians feel it would be for you to: Misuse prescription drugs, whether they are yours or someone else's?												
IYS Question F17	6th Grade			8th Grade			11th Grade			All Grades		
	TOTAL	Male	Female	TOTAL	Male	Female	TOTAL	Male	Female	TOTAL	Male	Female
Very Wrong	95%	93%	96%	92%	91%	93%	88%	85%	91%	91%	90%	93%
Wrong	3%	4%	3%	5%	5%	5%	7%	9%	6%	5%	6%	5%
A Little Wrong	0%	1%	0%	1%	1%	1%	2%	2%	1%	1%	1%	1%
Not Wrong At All	1%	1%	0%	1%	1%	1%	1%	2%	1%	1%	1%	1%
Don't Know	1%	2%	1%	1%	2%	1%	2%	2%	1%	1%	2%	1%
Percent who answered question	91%	91%	92%	96%	95%	96%	97%	96%	97%	94%	94%	95%

Iowa Youth Survey • 2010 State of Iowa Results (weighted)												
How wrong would your parents/guardians feel it would be for you to: Start a physical fight with someone?												
IYS Question F18	6th Grade			8th Grade			11th Grade			All Grades		
	TOTAL	Male	Female	TOTAL	Male	Female	TOTAL	Male	Female	TOTAL	Male	Female
Very Wrong	82%	77%	86%	69%	64%	73%	56%	48%	65%	68%	63%	75%
Wrong	11%	13%	9%	17%	18%	15%	22%	23%	20%	17%	18%	15%
A Little Wrong	4%	6%	3%	9%	11%	8%	15%	19%	11%	10%	12%	7%
Not Wrong At All	1%	2%	1%	3%	4%	3%	4%	6%	3%	3%	4%	2%
Don't Know	1%	2%	1%	2%	2%	1%	2%	3%	1%	2%	2%	1%
Percent who answered question	91%	90%	92%	96%	95%	96%	97%	96%	97%	94%	94%	95%

Iowa Youth Survey • 2010 State of Iowa Results (weighted)												
How wrong would your parents/guardians feel it would be for you to: Go to a party where kids under 21 were using alcohol?												
IYS Question F19	6th Grade			8th Grade			11th Grade			All Grades		
	TOTAL	Male	Female	TOTAL	Male	Female	TOTAL	Male	Female	TOTAL	Male	Female
Very Wrong	93%	92%	95%	87%	86%	88%	67%	65%	69%	82%	80%	84%
Wrong	4%	4%	3%	7%	8%	7%	18%	18%	17%	10%	10%	9%
A Little Wrong	1%	1%	1%	3%	3%	2%	10%	10%	10%	5%	5%	4%
Not Wrong At All	1%	1%	0%	2%	2%	1%	4%	5%	3%	2%	3%	1%
Don't Know	1%	1%	1%	1%	2%	1%	2%	2%	1%	1%	2%	1%
Percent who answered question	91%	90%	92%	96%	95%	96%	97%	96%	97%	94%	94%	95%

Iowa Youth Survey • 2010 State of Iowa Results (weighted)												
How wrong would your parents/guardians feel it would be for you to: Go to a party where kids under 21 were using drugs?												
IYS Question F20	6th Grade			8th Grade			11th Grade			All Grades		
	TOTAL	Male	Female	TOTAL	Male	Female	TOTAL	Male	Female	TOTAL	Male	Female
Very Wrong	95%	94%	96%	91%	90%	92%	83%	81%	86%	90%	88%	91%
Wrong	3%	3%	2%	5%	5%	5%	10%	11%	9%	6%	7%	5%
A Little Wrong	1%	1%	0%	1%	1%	1%	3%	4%	3%	2%	2%	2%
Not Wrong At All	1%	1%	0%	1%	2%	1%	2%	3%	1%	1%	2%	1%
Don't Know	1%	1%	1%	1%	2%	1%	2%	2%	1%	1%	2%	1%
Percent who answered question	91%	90%	92%	95%	95%	96%	96%	96%	97%	94%	94%	95%

## Section G. Community Questions

Iowa Youth Survey • 2010 State of Iowa Results (weighted)												
In your neighborhood or community, how difficult do you think it would be for a kid your age to get each of the following: Cigarettes?												
IYS Question G1	6th Grade			8th Grade			11th Grade			All Grades		
	TOTAL	Male	Female	TOTAL	Male	Female	TOTAL	Male	Female	TOTAL	Male	Female
Very Hard	54%	53%	54%	33%	35%	31%	12%	13%	12%	32%	33%	32%
Hard	20%	19%	20%	26%	25%	27%	15%	15%	14%	20%	19%	21%
Easy	9%	9%	8%	20%	19%	22%	36%	35%	38%	22%	21%	23%
Very Easy	4%	4%	3%	9%	10%	9%	28%	29%	28%	14%	15%	14%
Don't Know	14%	14%	14%	11%	11%	12%	8%	9%	8%	11%	11%	11%
Percent who answered question	90%	90%	91%	96%	95%	96%	97%	96%	97%	94%	94%	95%

Iowa Youth Survey • 2010 State of Iowa Results (weighted)												
In your neighborhood or community, how difficult do you think it would be for a kid your age to get each of the following: Alcoholic beverages (beer, wine or liquor)?												
IYS Question G2	6th Grade			8th Grade			11th Grade			All Grades		
	TOTAL	Male	Female	TOTAL	Male	Female	TOTAL	Male	Female	TOTAL	Male	Female
Very Hard	52%	51%	53%	30%	31%	28%	10%	11%	9%	30%	30%	29%
Hard	20%	19%	20%	24%	23%	25%	14%	15%	13%	19%	19%	19%
Easy	10%	11%	10%	24%	22%	26%	40%	38%	41%	25%	24%	26%
Very Easy	4%	5%	4%	11%	12%	11%	29%	28%	30%	15%	15%	15%
Don't Know	14%	14%	14%	11%	11%	11%	7%	7%	6%	10%	11%	10%
Percent who answered question	90%	90%	91%	96%	95%	96%	97%	96%	97%	94%	94%	95%



Iowa Youth Survey • 2010 State of Iowa Results (weighted)												
In your neighborhood or community, how difficult do you think it would be for a kid your age to get each of the following: Marijuana (pot, weed, bud, hash)?												
IYS Question G3	6th Grade			8th Grade			11th Grade			All Grades		
	TOTAL	Male	Female	TOTAL	Male	Female	TOTAL	Male	Female	TOTAL	Male	Female
Very Hard	68%	68%	69%	49%	50%	48%	19%	19%	18%	45%	45%	44%
Hard	12%	11%	12%	20%	19%	21%	19%	19%	19%	17%	16%	17%
Easy	4%	4%	4%	11%	11%	12%	29%	28%	31%	15%	15%	16%
Very Easy	2%	3%	2%	7%	8%	6%	21%	23%	20%	11%	11%	10%
Don't Know	14%	14%	14%	13%	13%	13%	12%	11%	12%	13%	13%	13%
Percent who answered question	90%	90%	91%	95%	95%	96%	97%	96%	97%	94%	94%	95%

Iowa Youth Survey • 2010 State of Iowa Results (weighted)												
In your neighborhood or community, how difficult do you think it would be for a kid your age to get each of the following: Methamphetamines (crank)?												
IYS Question G4	6th Grade			8th Grade			11th Grade			All Grades		
	TOTAL	Male	Female	TOTAL	Male	Female	TOTAL	Male	Female	TOTAL	Male	Female
Very Hard	70%	69%	70%	56%	57%	54%	33%	36%	31%	52%	54%	51%
Hard	10%	10%	11%	20%	18%	22%	29%	28%	30%	20%	19%	21%
Easy	3%	3%	3%	6%	6%	6%	12%	11%	13%	7%	7%	8%
Very Easy	2%	2%	2%	4%	5%	3%	6%	7%	6%	4%	5%	4%
Don't Know	15%	15%	15%	15%	14%	15%	19%	18%	21%	16%	16%	17%
Percent who answered question	90%	90%	91%	95%	95%	96%	97%	96%	97%	94%	94%	95%

Iowa Youth Survey • 2010 State of Iowa Results (weighted)												
In your neighborhood or community, how difficult do you think it would be for a kid your age to get each of the following: Amphetamines other than methamphetamines (like stimulants, uppers, speed)?												
IYS Question G5	6th Grade			8th Grade			11th Grade			All Grades		
	TOTAL	Male	Female	TOTAL	Male	Female	TOTAL	Male	Female	TOTAL	Male	Female
Very Hard	69%	69%	70%	55%	57%	53%	34%	36%	31%	52%	54%	51%
Hard	11%	11%	11%	19%	18%	21%	27%	26%	28%	19%	18%	20%
Easy	3%	3%	3%	6%	6%	7%	13%	12%	14%	8%	7%	8%
Very Easy	2%	2%	2%	4%	4%	3%	7%	7%	6%	4%	5%	4%
Don't Know	15%	15%	15%	15%	14%	15%	19%	18%	20%	17%	16%	17%
Percent who answered question	90%	90%	90%	95%	95%	96%	97%	96%	97%	94%	93%	94%

Iowa Youth Survey • 2010 State of Iowa Results (weighted)												
In your neighborhood or community, how difficult do you think it would be for a kid your age to get each of the following: Any other illegal drug (cocaine, etc.)?												
IYS Question G6	6th Grade			8th Grade			11th Grade			All Grades		
	TOTAL	Male	Female	TOTAL	Male	Female	TOTAL	Male	Female	TOTAL	Male	Female
Very Hard	69%	69%	70%	55%	57%	53%	33%	36%	31%	52%	53%	50%
Hard	11%	11%	11%	20%	18%	21%	27%	26%	28%	19%	18%	20%
Easy	4%	4%	3%	7%	7%	8%	14%	13%	16%	9%	8%	9%
Very Easy	2%	3%	2%	4%	5%	4%	7%	8%	7%	5%	5%	4%
Don't Know	14%	14%	14%	14%	14%	14%	19%	18%	19%	16%	15%	16%
Percent who answered question	90%	90%	91%	96%	95%	96%	97%	96%	97%	94%	94%	95%

Iowa Youth Survey • 2010 State of Iowa Results (weighted)												
In your neighborhood or community, how difficult do you think it would be for a kid your age to get each of the following: A handgun?												
IYS Question G7	6th Grade			8th Grade			11th Grade			All Grades		
	TOTAL	Male	Female	TOTAL	Male	Female	TOTAL	Male	Female	TOTAL	Male	Female
Very Hard	59%	58%	61%	45%	46%	44%	30%	31%	28%	44%	45%	44%
Hard	16%	16%	17%	24%	23%	25%	28%	27%	29%	23%	22%	24%
Easy	6%	7%	6%	12%	11%	13%	17%	17%	17%	12%	12%	12%
Very Easy	4%	5%	3%	6%	7%	5%	9%	10%	7%	6%	7%	5%
Don't Know	14%	14%	14%	13%	13%	14%	16%	15%	18%	15%	14%	15%
Percent who answered question	90%	90%	91%	95%	95%	96%	97%	96%	97%	94%	94%	94%

Iowa Youth Survey • 2010 State of Iowa Results (weighted)												
In your neighborhood or community, how difficult do you think it would be for a kid your age to get each of the following: Prescription medication that is not prescribed for you by a doctor?												
IYS Question G8	6th Grade			8th Grade			11th Grade			All Grades		
	TOTAL	Male	Female	TOTAL	Male	Female	TOTAL	Male	Female	TOTAL	Male	Female
Very Hard	56%	57%	56%	38%	42%	35%	20%	23%	18%	38%	40%	35%
Hard	16%	15%	17%	21%	20%	22%	22%	23%	20%	20%	19%	20%
Easy	8%	8%	8%	17%	15%	19%	28%	25%	31%	18%	16%	20%
Very Easy	5%	5%	4%	11%	10%	11%	16%	15%	17%	11%	10%	11%
Don't Know	15%	15%	14%	13%	13%	13%	15%	15%	14%	14%	14%	14%
Percent who answered question	90%	89%	90%	95%	95%	96%	97%	96%	97%	94%	93%	94%

<b>Iowa Youth Survey • 2010 State of Iowa Results (weighted)</b>												
<b>How wrong would most adults in your neighborhood and/or community feel it would be for you: Drink beer, wine or hard liquor (for example vodka, whiskey, gin)?</b>												
<b>IYS Question G9</b>	<b>6th Grade</b>			<b>8th Grade</b>			<b>11th Grade</b>			<b>All Grades</b>		
	<b>TOTAL</b>	<b>Male</b>	<b>Female</b>	<b>TOTAL</b>	<b>Male</b>	<b>Female</b>	<b>TOTAL</b>	<b>Male</b>	<b>Female</b>	<b>TOTAL</b>	<b>Male</b>	<b>Female</b>
<b>Very Wrong</b>	84%	83%	86%	71%	71%	72%	46%	44%	48%	67%	66%	68%
<b>Wrong</b>	9%	9%	8%	17%	16%	17%	30%	29%	30%	19%	18%	19%
<b>A Little Wrong</b>	2%	2%	2%	5%	5%	5%	14%	15%	13%	7%	8%	7%
<b>Not Wrong At All</b>	1%	1%	1%	2%	2%	2%	4%	5%	3%	2%	3%	2%
<b>Don't Know</b>	4%	4%	4%	5%	5%	5%	6%	7%	6%	5%	5%	5%
<b>Percent who answered question</b>	90%	90%	91%	95%	95%	96%	96%	96%	97%	94%	93%	95%

<b>Iowa Youth Survey • 2010 State of Iowa Results (weighted)</b>												
<b>How wrong would most adults in your neighborhood and/or community feel it would be for you: Smoke cigarettes?</b>												
<b>IYS Question G10</b>	<b>6th Grade</b>			<b>8th Grade</b>			<b>11th Grade</b>			<b>All Grades</b>		
	<b>TOTAL</b>	<b>Male</b>	<b>Female</b>	<b>TOTAL</b>	<b>Male</b>	<b>Female</b>	<b>TOTAL</b>	<b>Male</b>	<b>Female</b>	<b>TOTAL</b>	<b>Male</b>	<b>Female</b>
<b>Very Wrong</b>	86%	85%	86%	76%	76%	75%	54%	53%	56%	71%	71%	72%
<b>Wrong</b>	8%	8%	8%	14%	14%	15%	27%	27%	27%	17%	17%	17%
<b>A Little Wrong</b>	2%	2%	2%	4%	3%	4%	9%	10%	9%	5%	5%	5%
<b>Not Wrong At All</b>	1%	1%	1%	2%	2%	1%	3%	4%	2%	2%	2%	2%
<b>Don't Know</b>	4%	4%	3%	5%	5%	5%	6%	7%	6%	5%	5%	5%
<b>Percent who answered question</b>	90%	89%	91%	95%	95%	96%	96%	96%	97%	94%	93%	94%

Iowa Youth Survey • 2010 State of Iowa Results (weighted)												
How wrong would most adults in your neighborhood and/or community feel it would be for you to: Smoke marijuana?												
IYS Question G11	6th Grade			8th Grade			11th Grade			All Grades		
	TOTAL	Male	Female	TOTAL	Male	Female	TOTAL	Male	Female	TOTAL	Male	Female
Very Wrong	90%	89%	90%	81%	81%	81%	66%	63%	68%	78%	77%	80%
Wrong	5%	5%	5%	10%	10%	11%	20%	21%	20%	12%	12%	12%
A Little Wrong	1%	1%	1%	2%	3%	2%	5%	6%	5%	3%	3%	2%
Not Wrong At All	1%	1%	0%	2%	2%	1%	3%	3%	2%	2%	2%	1%
Don't Know	4%	4%	3%	5%	5%	5%	6%	7%	6%	5%	5%	5%
Percent who answered question	90%	89%	91%	95%	95%	96%	96%	96%	97%	94%	93%	94%

Iowa Youth Survey • 2010 State of Iowa Results (weighted)												
How wrong would most adults in your neighborhood and/or community feel it would be for you to: Use any illegal drug other than alcohol, cigarettes, or marijuana?												
IYS Question G12	6th Grade			8th Grade			11th Grade			All Grades		
	TOTAL	Male	Female	TOTAL	Male	Female	TOTAL	Male	Female	TOTAL	Male	Female
Very Wrong	90%	89%	91%	82%	82%	82%	71%	69%	73%	81%	79%	82%
Wrong	5%	5%	5%	10%	10%	10%	18%	19%	17%	11%	11%	11%
A Little Wrong	1%	1%	1%	2%	2%	2%	3%	4%	3%	2%	2%	2%
Not Wrong At All	1%	1%	0%	1%	2%	1%	2%	2%	1%	1%	2%	1%
Don't Know	4%	4%	3%	5%	5%	5%	6%	7%	6%	5%	5%	5%
Percent who answered question	90%	89%	91%	95%	95%	96%	96%	96%	97%	94%	93%	94%

Iowa Youth Survey • 2010 State of Iowa Results (weighted)												
How wrong would most adults in your neighborhood and/or community feel it would be for you to: Start a physical fight with someone?												
IYS Question G13	6th Grade			8th Grade			11th Grade			All Grades		
	TOTAL	Male	Female	TOTAL	Male	Female	TOTAL	Male	Female	TOTAL	Male	Female
Very Wrong	76%	73%	79%	63%	61%	66%	50%	44%	55%	63%	59%	66%
Wrong	13%	14%	12%	19%	18%	19%	26%	27%	26%	20%	20%	19%
A Little Wrong	5%	6%	4%	9%	10%	8%	13%	16%	10%	9%	11%	7%
Not Wrong At All	2%	2%	1%	4%	5%	3%	4%	6%	2%	3%	4%	2%
Don't Know	4%	4%	4%	5%	6%	5%	7%	7%	6%	6%	6%	5%
Percent who answered question	90%	89%	91%	95%	95%	96%	96%	96%	97%	94%	93%	94%

Iowa Youth Survey • 2010 State of Iowa Results (weighted)												
How wrong would most adults in your neighborhood and/or community feel it would be for you to: Go to a party where kids under 21 were using alcohol?												
IYS Question G14	6th Grade			8th Grade			11th Grade			All Grades		
	TOTAL	Male	Female	TOTAL	Male	Female	TOTAL	Male	Female	TOTAL	Male	Female
Very Wrong	87%	86%	88%	77%	76%	77%	55%	53%	57%	72%	71%	73%
Wrong	7%	7%	6%	13%	12%	13%	24%	25%	24%	15%	15%	15%
A Little Wrong	1%	1%	1%	4%	4%	4%	11%	11%	10%	5%	5%	5%
Not Wrong At All	1%	1%	1%	2%	2%	1%	3%	4%	2%	2%	3%	2%
Don't Know	4%	4%	3%	5%	5%	5%	7%	7%	6%	5%	6%	5%
Percent who answered question	90%	89%	91%	95%	95%	96%	96%	96%	97%	94%	93%	94%

Iowa Youth Survey • 2010 State of Iowa Results (weighted)												
How wrong would most adults in your neighborhood and/or community feel it would be for you to: Go to a party where kids under 21 were using drugs?												
IYS Question G15	6th Grade			8th Grade			11th Grade			All Grades		
	TOTAL	Male	Female	TOTAL	Male	Female	TOTAL	Male	Female	TOTAL	Male	Female
Very Wrong	89%	88%	90%	80%	80%	80%	65%	63%	67%	78%	77%	79%
Wrong	6%	6%	5%	11%	11%	11%	21%	21%	20%	13%	13%	12%
A Little Wrong	1%	1%	1%	2%	2%	2%	5%	6%	5%	3%	3%	3%
Not Wrong At All	1%	1%	1%	2%	2%	1%	2%	3%	2%	2%	2%	1%
Don't Know	4%	4%	3%	5%	5%	5%	7%	7%	6%	5%	5%	5%
Percent who answered question	90%	89%	91%	95%	95%	96%	96%	96%	97%	94%	93%	94%

Iowa Youth Survey • 2010 State of Iowa Results (weighted)												
How wrong would most adults in your neighborhood and/or community feel it would be for you to: Use prescription drugs that were not prescribed for you, or in a way other than the directions?												
IYS Question G16	6th Grade			8th Grade			11th Grade			All Grades		
	TOTAL	Male	Female	TOTAL	Male	Female	TOTAL	Male	Female	TOTAL	Male	Female
Very Wrong	87%	86%	88%	79%	79%	79%	66%	64%	69%	77%	76%	78%
Wrong	7%	8%	7%	12%	12%	13%	21%	22%	20%	14%	14%	14%
A Little Wrong	1%	1%	1%	2%	2%	2%	4%	5%	4%	3%	3%	2%
Not Wrong At All	1%	1%	0%	1%	2%	1%	2%	2%	1%	1%	2%	1%
Don't Know	4%	4%	4%	5%	5%	5%	7%	7%	6%	5%	6%	5%
Percent who answered question	90%	89%	90%	95%	95%	96%	96%	96%	97%	94%	93%	94%

Iowa Youth Survey • 2010 State of Iowa Results (weighted)												
How wrong would most adults in your neighborhood and/or community feel it would be for you to: Use over the counter medications in a way other than the directions?												
IYS Question G17	6th Grade			8th Grade			11th Grade			All Grades		
	TOTAL	Male	Female	TOTAL	Male	Female	TOTAL	Male	Female	TOTAL	Male	Female
Very Wrong	86%	85%	87%	78%	78%	78%	65%	63%	67%	76%	75%	77%
Wrong	8%	8%	8%	13%	12%	13%	21%	22%	21%	14%	14%	14%
A Little Wrong	1%	1%	1%	3%	3%	3%	5%	5%	4%	3%	3%	3%
Not Wrong At All	1%	1%	1%	1%	2%	1%	2%	3%	1%	1%	2%	1%
Don't Know	4%	5%	4%	5%	5%	5%	7%	7%	6%	6%	6%	5%
Percent who answered question	89%	89%	90%	95%	94%	96%	96%	96%	97%	93%	93%	94%

Iowa Youth Survey • 2010 State of Iowa Results (weighted)												
How much do you agree or disagree that each of the following statements is true: My neighborhood is a safe place to live.												
IYS Question G18	6th Grade			8th Grade			11th Grade			All Grades		
	TOTAL	Male	Female	TOTAL	Male	Female	TOTAL	Male	Female	TOTAL	Male	Female
Strongly Agree	62%	63%	61%	55%	58%	51%	51%	54%	49%	56%	58%	54%
Agree	31%	30%	32%	37%	34%	40%	42%	39%	44%	37%	35%	39%
Disagree	5%	5%	5%	6%	5%	6%	5%	4%	6%	5%	5%	6%
Strongly Disagree	2%	3%	2%	3%	3%	2%	2%	2%	1%	2%	3%	2%
Percent who answered question	90%	90%	91%	95%	94%	95%	96%	96%	97%	94%	93%	94%

Iowa Youth Survey • 2010 State of Iowa Results (weighted)												
How much do you agree or disagree that each of the following statements is true: In my neighborhood there are lots of fights, crime, or illegal drugs.												
IYS Question G19	6th Grade			8th Grade			11th Grade			All Grades		
	TOTAL	Male	Female	TOTAL	Male	Female	TOTAL	Male	Female	TOTAL	Male	Female
Strongly Agree	9%	11%	7%	8%	11%	6%	6%	8%	5%	8%	10%	6%
Agree	7%	7%	7%	9%	9%	9%	9%	10%	8%	8%	9%	8%
Disagree	22%	22%	22%	26%	25%	28%	31%	30%	31%	27%	26%	27%
Strongly Disagree	62%	60%	65%	57%	56%	57%	54%	53%	56%	58%	56%	59%
Percent who answered question	90%	89%	90%	95%	94%	95%	96%	95%	97%	93%	93%	94%



Iowa Youth Survey • 2010 State of Iowa Results (weighted)												
How much do you agree or disagree that each of the following statements is true: If someone in my neighborhood or community saw me do something wrong, they would tell one of my parents (or adults who live with me).												
IYS Question G20	6th Grade			8th Grade			11th Grade			All Grades		
	TOTAL	Male	Female	TOTAL	Male	Female	TOTAL	Male	Female	TOTAL	Male	Female
Strongly Agree	57%	56%	58%	43%	43%	43%	29%	28%	29%	42%	42%	43%
Agree	32%	32%	32%	38%	38%	39%	46%	47%	45%	39%	39%	39%
Disagree	7%	8%	7%	14%	13%	14%	19%	18%	20%	14%	13%	14%
Strongly Disagree	4%	4%	3%	5%	6%	4%	5%	6%	5%	5%	5%	4%
Percent who answered question	89%	89%	90%	94%	94%	95%	96%	95%	97%	93%	93%	94%

Iowa Youth Survey • 2010 State of Iowa Results (weighted)												
How much do you agree or disagree that each of the following statements is true: Adults in my community care about people my age.												
IYS Question G21	6th Grade			8th Grade			11th Grade			All Grades		
	TOTAL	Male	Female	TOTAL	Male	Female	TOTAL	Male	Female	TOTAL	Male	Female
Strongly Agree	59%	59%	60%	41%	43%	39%	25%	27%	23%	41%	42%	40%
Agree	31%	31%	31%	41%	39%	43%	49%	48%	50%	41%	40%	41%
Disagree	7%	7%	6%	13%	12%	14%	21%	19%	22%	14%	13%	14%
Strongly Disagree	3%	3%	2%	5%	5%	4%	6%	6%	5%	4%	5%	4%
Percent who answered question	89%	89%	90%	94%	94%	95%	96%	95%	96%	93%	92%	94%

Iowa Youth Survey • 2010 State of Iowa Results (weighted)												
How much do you agree or disagree that each of the following statements is true: My neighbors get along well with each other.												
IYS Question G22	6th Grade			8th Grade			11th Grade			All Grades		
	TOTAL	Male	Female	TOTAL	Male	Female	TOTAL	Male	Female	TOTAL	Male	Female
Strongly Agree	61%	61%	61%	46%	48%	44%	33%	35%	32%	46%	47%	45%
Agree	29%	29%	30%	40%	38%	42%	53%	52%	54%	41%	40%	42%
Disagree	7%	7%	7%	10%	9%	11%	10%	10%	11%	9%	8%	10%
Strongly Disagree	3%	4%	3%	4%	4%	4%	4%	4%	3%	4%	4%	3%
Percent who answered question	89%	88%	89%	94%	94%	95%	96%	95%	96%	93%	92%	93%

Iowa Youth Survey • 2010 State of Iowa Results (weighted)												
How much do you agree or disagree that each of the following statements is true: There are enough places for kids my age to go that are alcohol and drug free.												
IYS Question G23	6th Grade			8th Grade			11th Grade			All Grades		
	TOTAL	Male	Female	TOTAL	Male	Female	TOTAL	Male	Female	TOTAL	Male	Female
Strongly Agree	64%	64%	64%	49%	52%	46%	30%	32%	28%	47%	49%	45%
Agree	20%	20%	19%	31%	29%	33%	44%	44%	43%	32%	31%	32%
Disagree	7%	6%	7%	11%	10%	12%	18%	15%	20%	12%	11%	13%
Strongly Disagree	10%	10%	10%	9%	9%	8%	8%	8%	9%	9%	9%	9%
Percent who answered question	88%	88%	89%	94%	94%	95%	96%	95%	96%	93%	92%	93%

Iowa Youth Survey • 2010 State of Iowa Results (weighted)												
How much do you agree or disagree that each of the following statements is true: Adults in my neighborhood or community let me know they are proud of me when I do something well.												
IYS Question G24	6th Grade			8th Grade			11th Grade			All Grades		
	TOTAL	Male	Female	TOTAL	Male	Female	TOTAL	Male	Female	TOTAL	Male	Female
Strongly Agree	49%	50%	47%	33%	37%	29%	21%	23%	18%	34%	36%	31%
Agree	31%	30%	32%	34%	33%	35%	38%	40%	37%	35%	35%	35%
Disagree	13%	13%	14%	22%	20%	25%	28%	25%	31%	21%	19%	23%
Strongly Disagree	7%	7%	7%	11%	11%	12%	14%	12%	15%	11%	10%	11%
Percent who answered question	89%	88%	89%	94%	93%	95%	96%	95%	96%	93%	92%	93%

Iowa Youth Survey • 2010 State of Iowa Results (weighted)												
How much do you agree or disagree that each of the following statements is true: Adults in my neighborhood or community help me when I need help.												
IYS Question G25	6th Grade			8th Grade			11th Grade			All Grades		
	TOTAL	Male	Female	TOTAL	Male	Female	TOTAL	Male	Female	TOTAL	Male	Female
Strongly Agree	51%	51%	51%	36%	38%	33%	22%	24%	20%	36%	37%	34%
Agree	32%	31%	32%	37%	35%	39%	44%	44%	44%	38%	37%	39%
Disagree	12%	12%	11%	18%	17%	19%	23%	22%	25%	18%	17%	19%
Strongly Disagree	6%	6%	5%	9%	9%	9%	11%	10%	11%	9%	8%	9%
Percent who answered question	88%	88%	89%	94%	94%	94%	96%	95%	96%	93%	92%	93%

Iowa Youth Survey • 2010 State of Iowa Results (weighted)												
How much do you agree or disagree that each of the following statements is true: Adults in my neighborhood or community spend time talking with me.												
IYS Question G26	6th Grade			8th Grade			11th Grade			All Grades		
	TOTAL	Male	Female	TOTAL	Male	Female	TOTAL	Male	Female	TOTAL	Male	Female
Strongly Agree	39%	39%	40%	29%	31%	27%	20%	21%	18%	29%	30%	28%
Agree	33%	32%	34%	35%	33%	37%	40%	41%	40%	36%	35%	37%
Disagree	18%	18%	18%	23%	23%	24%	27%	26%	28%	23%	22%	24%
Strongly Disagree	9%	10%	8%	12%	13%	12%	13%	12%	14%	12%	12%	11%
Percent who answered question	88%	88%	89%	94%	93%	94%	96%	95%	96%	92%	92%	93%

**Section II. Alcohol, Tobacco, and Other Drug Use Tables**

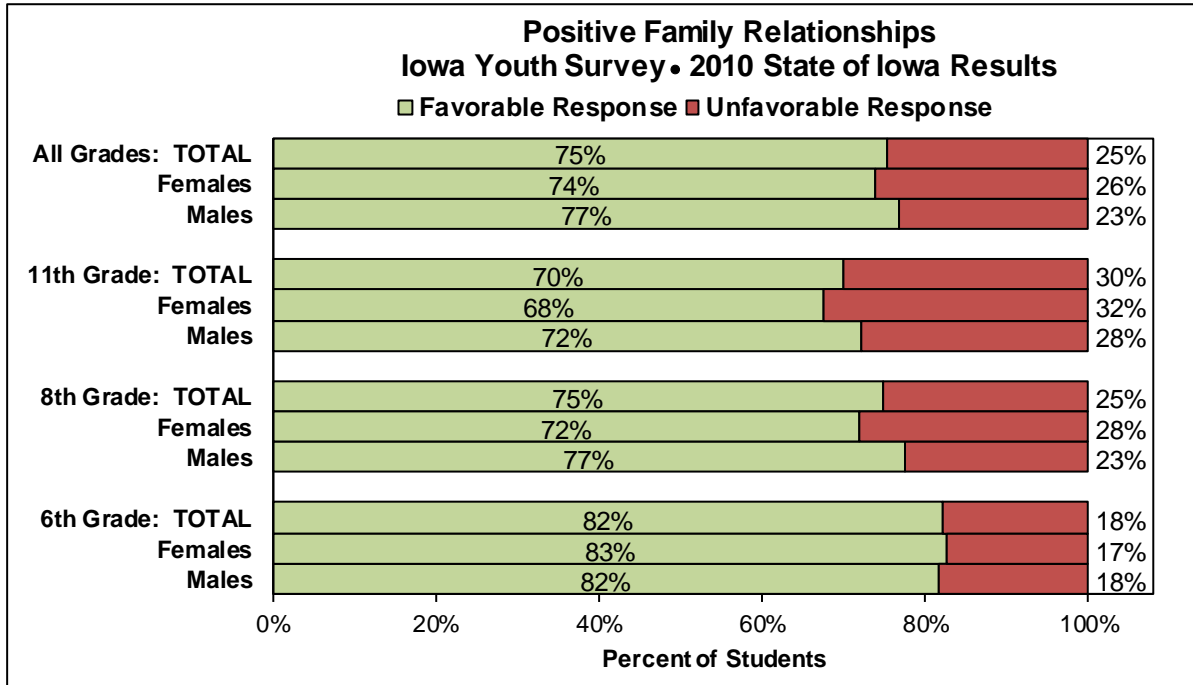
Iowa Youth Survey • 2010 State of Iowa Results (weighted)												
Alcohol Use												
Any Alcohol Use	6th Grade			8th Grade			11th Grade			All Grades		
	TOTAL	Male	Female	TOTAL	Male	Female	TOTAL	Male	Female	TOTAL	Male	Female
Current	5%	6%	4%	13%	13%	14%	32%	33%	32%	17%	18%	17%
Ever	12%	15%	9%	27%	28%	25%	57%	56%	57%	32%	34%	31%

Iowa Youth Survey • 2010 State of Iowa Results (weighted)												
Tobacco Use												
Any Tobacco Use	6th Grade			8th Grade			11th Grade			All Grades		
	TOTAL	Male	Female	TOTAL	Male	Female	TOTAL	Male	Female	TOTAL	Male	Female
Current	2%	3%	1%	7%	8%	6%	22%	27%	17%	11%	13%	8%
Ever	4%	5%	3%	12%	13%	11%	32%	36%	28%	16%	18%	14%
Cigarettes												
Current	2%	2%	1%	6%	6%	6%	17%	18%	15%	8%	9%	8%
Ever	4%	4%	3%	11%	12%	11%	29%	31%	27%	15%	16%	14%
Cigars												
Current	1%	1%	0%	2%	3%	1%	9%	13%	5%	4%	6%	2%
Smokeless Tobacco												
Current	1%	1%	0%	2%	3%	1%	8%	15%	2%	4%	6%	1%
Ever	1%	1%	0%	2%	3%	1%	8%	15%	2%	4%	6%	1%

Iowa Youth Survey • 2010 State of Iowa Results (weighted)												
Other Drug Use												
Any Other Drug Use	6th Grade			8th Grade			11th Grade			All Grades		
	TOTAL	Male	Female	TOTAL	Male	Female	TOTAL	Male	Female	TOTAL	Male	Female
Current	5%	5%	4%	9%	9%	10%	18%	20%	17%	11%	12%	10%
Ever	7%	8%	6%	14%	14%	14%	31%	33%	29%	18%	19%	17%
<b>Amphetamines</b>												
Current	0%	1%	0%	1%	1%	1%	3%	3%	2%	1%	2%	1%
Ever	1%	1%	0%	2%	2%	1%	5%	6%	4%	3%	3%	2%
<b>Cocaine</b>												
Current	0%	1%	0%	1%	1%	1%	2%	2%	1%	1%	1%	1%
Ever	1%	1%	1%	1%	2%	1%	4%	5%	2%	2%	3%	1%
<b>Inhalants</b>												
Current	2%	2%	2%	3%	3%	4%	2%	3%	1%	3%	3%	2%
Ever	4%	5%	4%	7%	6%	7%	7%	8%	6%	6%	7%	6%
<b>Marijuana</b>												
Current	1%	1%	0%	4%	4%	4%	13%	15%	11%	6%	7%	5%
Ever	1%	2%	1%	7%	8%	6%	26%	28%	24%	12%	13%	11%
<b>Methamphetamines</b>												
Current	0%	0%	0%	1%	1%	1%	1%	2%	1%	1%	1%	1%
Ever	1%	1%	0%	1%	2%	1%	2%	3%	1%	1%	2%	1%
<b>Over the Counter Medications (taken differently than the directions)</b>												
Current	2%	2%	1%	3%	3%	3%	5%	5%	5%	3%	3%	4%
<b>Prescription Medication (taken without Doctor's prescription)</b>												
Current	2%	2%	2%	3%	3%	4%	7%	7%	6%	4%	4%	4%
<b>Steroid Use (taken without Doctor's prescription)</b>												
Current	1%	1%	0%	1%	2%	1%	1%	2%	1%	1%	2%	1%
Ever	1%	1%	0%	1%	2%	1%	1%	2%	1%	1%	2%	1%
<b>Any Other Illegal Drugs</b>												
Current	0%	1%	0%	1%	1%	1%	2%	3%	1%	1%	2%	1%
Ever	0%	1%	0%	1%	1%	1%	2%	3%	1%	1%	2%	1%

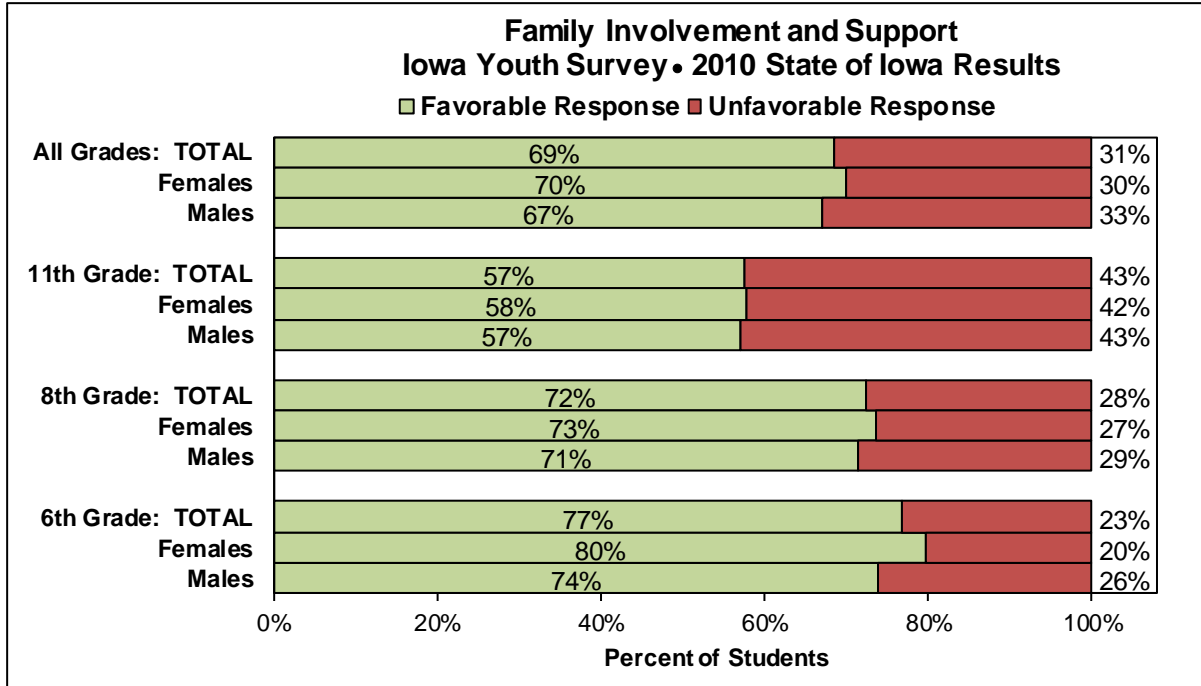
**Section III: Construct Figures**

**SECURE AND SUPPORTIVE FAMILY**



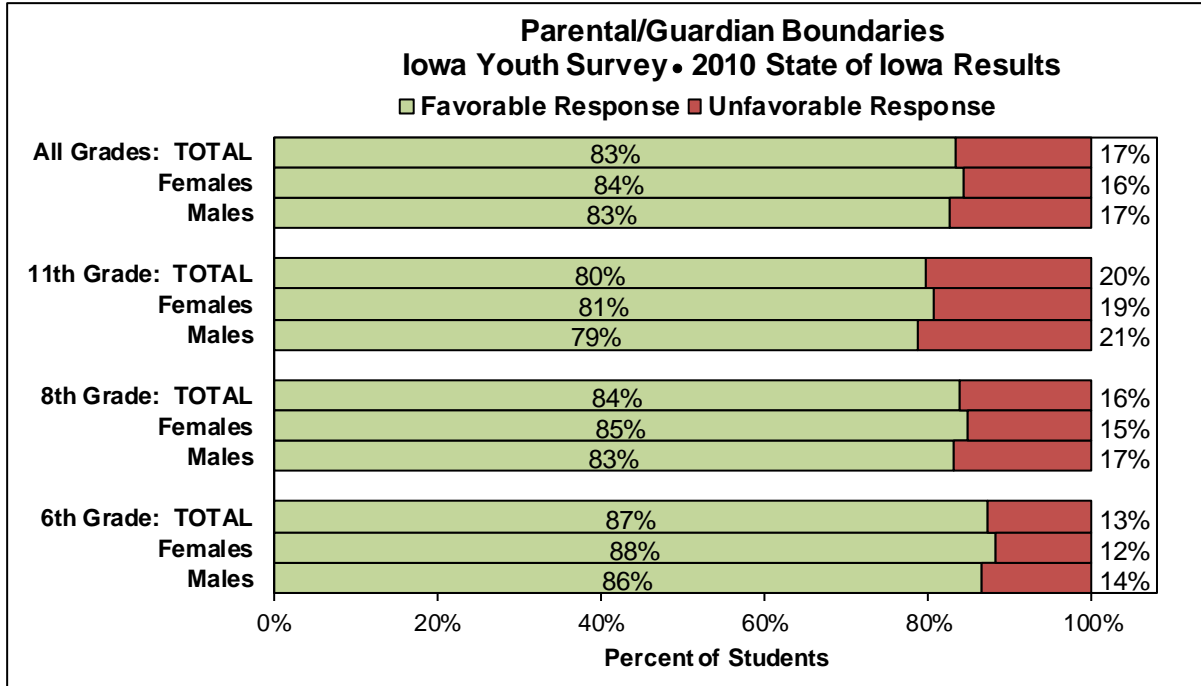
**2010 IYS Questions: F2; F4; F5; F6.** How much do you agree or disagree that each of the following statements is true: I have a happy home; I feel very close to at least one of my parents/guardians; I can talk about the things that bother me or I don't understand with someone in my home; I can get help and support when I need it from someone in my home? **Responses:** "Strongly agree" or "agree" are coded as favorable and "strongly disagree" or "disagree" are coded as unfavorable.

**Note:** The green portion of the bars represent the percent of respondents who responded favorably to all questions used to compute this construct; the red portion represents the percent of respondents who responded unfavorably to at least one question included in this construct.



**2010 IYS Questions: F7; F8; F9; F10; F11; F12.** How often do the following occur: a parent/guardian knows where I am and who I am with, especially in the evening and on weekends; a parent/guardian checks to make sure I have done the things I am supposed to do (school homework, household chores, get home on time, etc.); a parent/guardian generally finds out if I have done something wrong, and then punishes me; when I am doing a good job, someone in my home lets me know about it; someone in my home helps me with my schoolwork; at least one of my parents/guardians goes to school activities that I am involved in? **Responses:** "Always," "often," or "sometimes" are coded as favorable and "never" is coded as unfavorable.

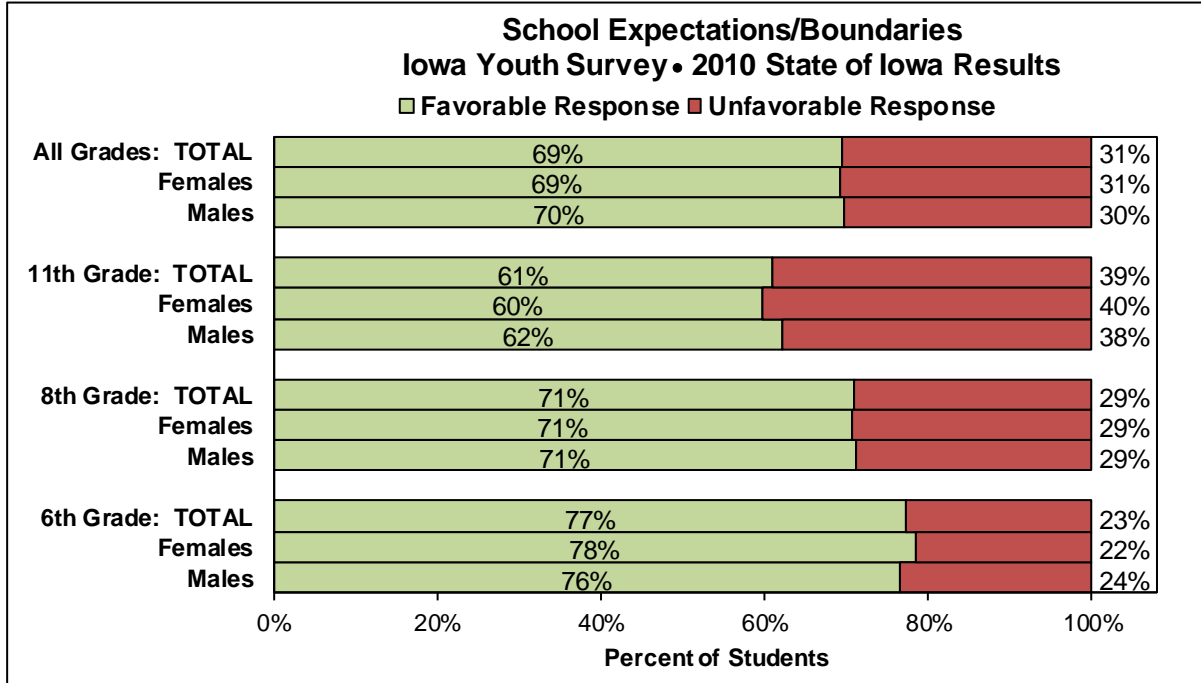
**Note:** The green portion of the bars represent the percent of respondents who responded favorably to all questions used to compute this construct; the red portion represents the percent of respondents who responded unfavorably to at least one question included in this construct.



**2010 IYS Questions: E5; F1.** How much do you agree or disagree that each of the following statements is true: In my school, if I got in trouble at school for breaking a rule, at least one of my parents/guardians would support the school's disciplinary action; in my home there are clear rules about what I can and cannot do? **Responses:** "Strongly agree" or "agree" are coded as favorable and "strongly disagree" or "disagree" are coded as unfavorable. **Note:** The green portion of the bars represent the percent of respondents who responded favorably to all questions used to compute this construct; the red portion represents the percent of respondents who responded unfavorably to at least one question included in this construct.

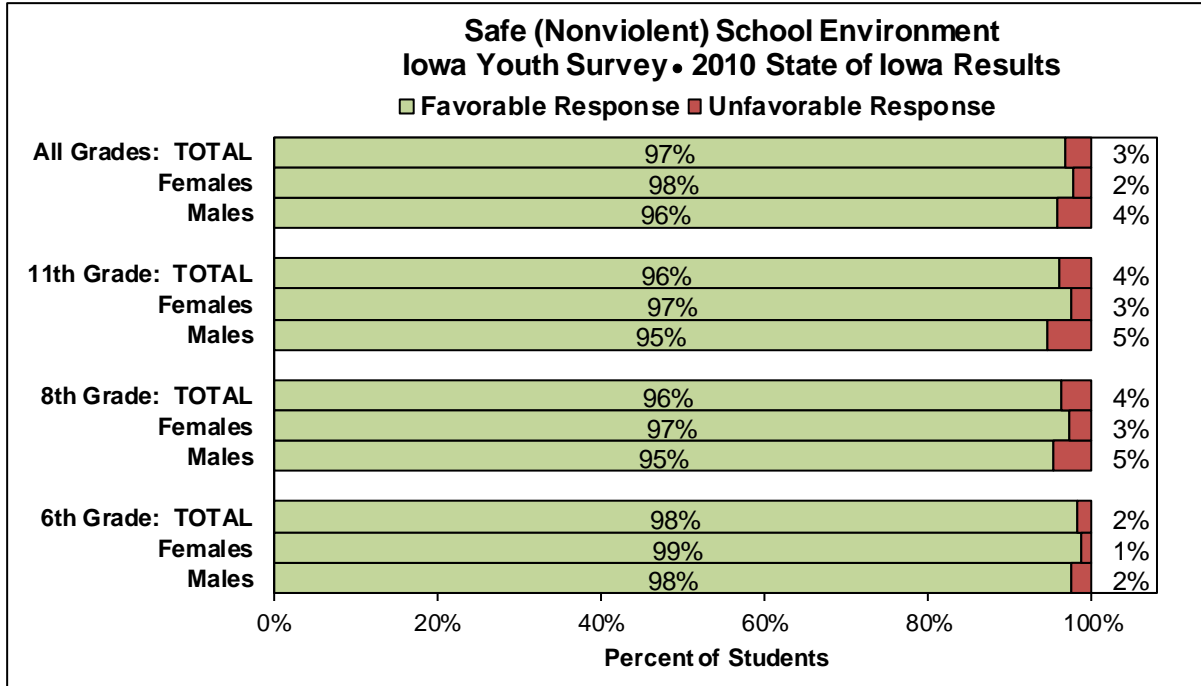


**SAFE AND SUPPORTIVE SCHOOL CLIMATE**



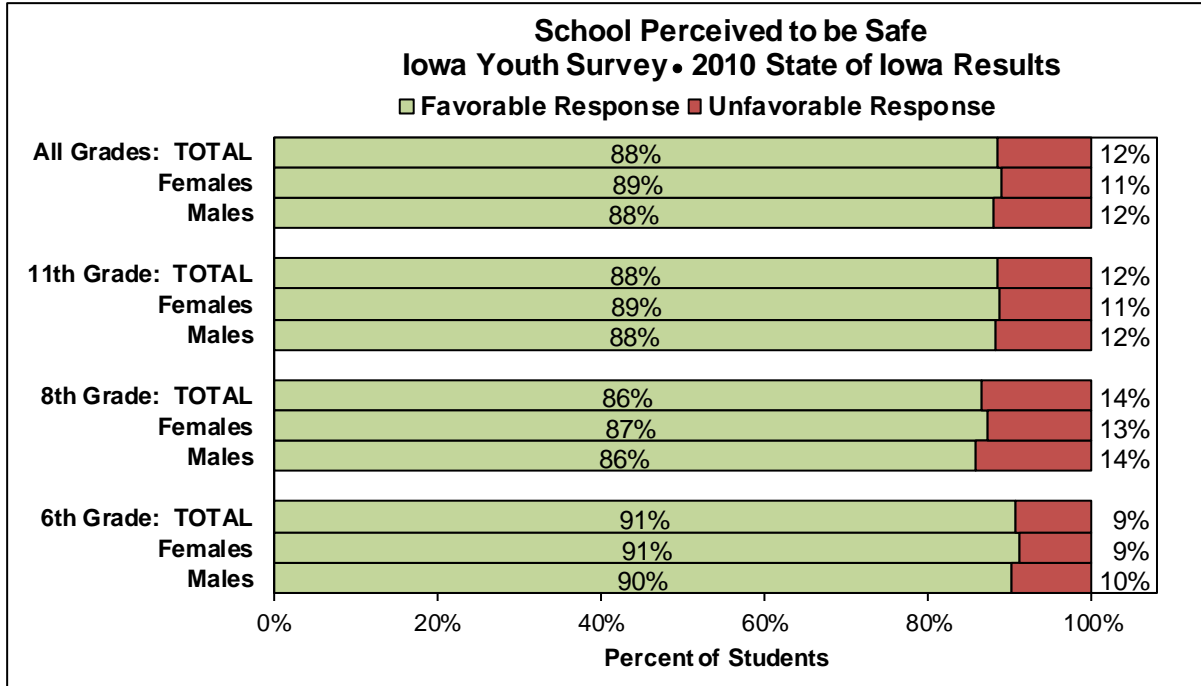
**2010 IYS Questions: E1; E2; E3; E4; E25.** How much do you agree or disagree that each of the following statements is true: In my school there are clear rules about what students can and cannot do; in my school the school principal and teachers consistently enforce school rules; in my school if I skipped school at least one of my parents/guardians would be notified; in my school students caught drinking, smoking, or using an illegal drug are not allowed to participate in any extracurricular activity for some time period; my school lets a parent/guardian know if I've done something wrong? **Responses:** "Strongly agree" or "agree" are coded as favorable and "strongly disagree" or "disagree" are coded as unfavorable.

**Note:** The green portion of the bars represent the percent of respondents who responded favorably to all questions used to compute this construct; the red portion represents the percent of respondents who responded unfavorably to at least one question included in this construct.



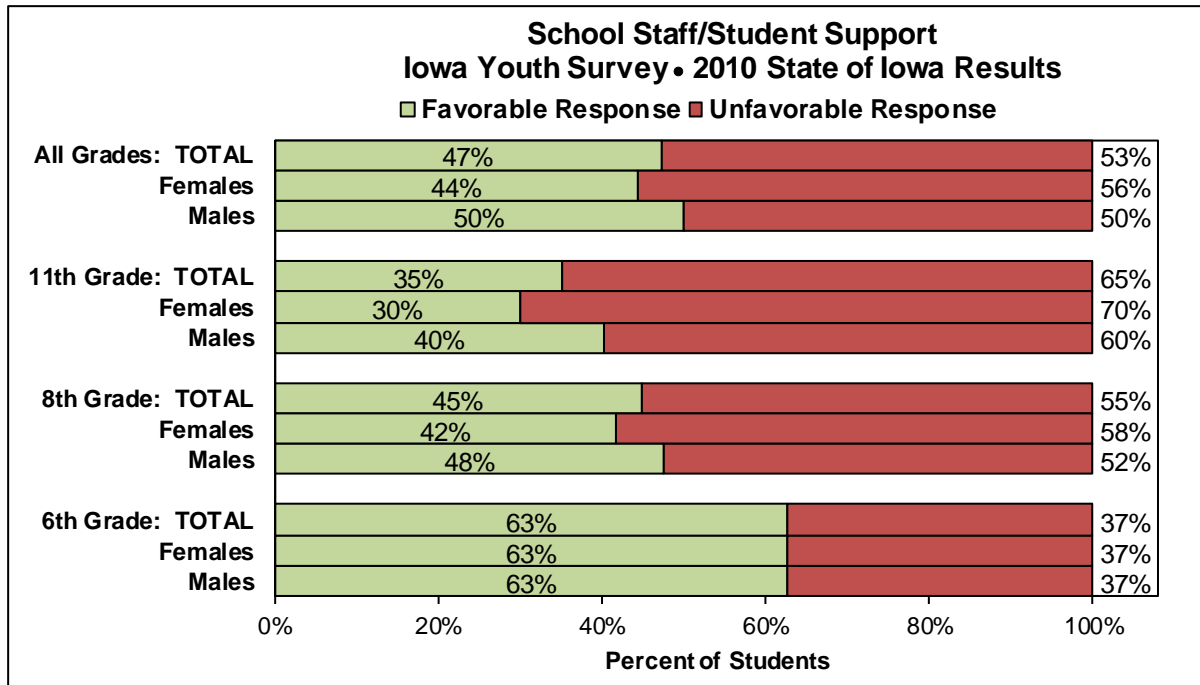
**2010 IYS Questions: B90; B92.** In the past 12 months, how often have you: had your things (clothing, books, bike, car) stolen or deliberately damaged on school property; been threatened or injured by someone with a weapon (like a gun, knife, or club) on school property? **Responses:** “None” or “1 or 2 times” are coded as favorable and “3-5 times” or “6 or more times” are coded as unfavorable.

**Note:** The green portion of the bars represent the percent of respondents who responded favorably to all questions used to compute this construct; the red portion represents the percent of respondents who responded unfavorably to at least one question included in this construct.



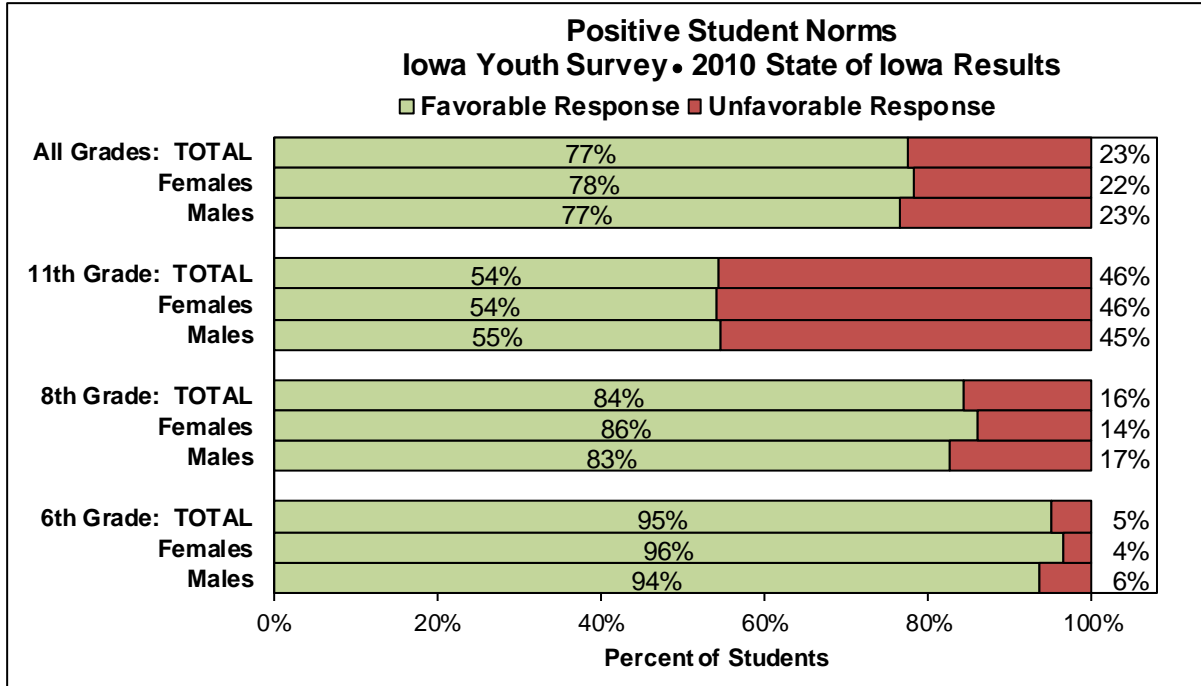
**2010 IYS Question: E20.** How much do you agree or disagree that the following statement is true: I feel safe at school? **Response:** “Strongly agree” or “agree” are coded as favorable and “strongly disagree” or “disagree” are coded as unfavorable.

**Note:** The green portion of the bars represent the percent of respondents who responded favorably to all questions used to compute this construct; the red portion represents the percent of respondents who responded unfavorably to at least one question included in this construct.



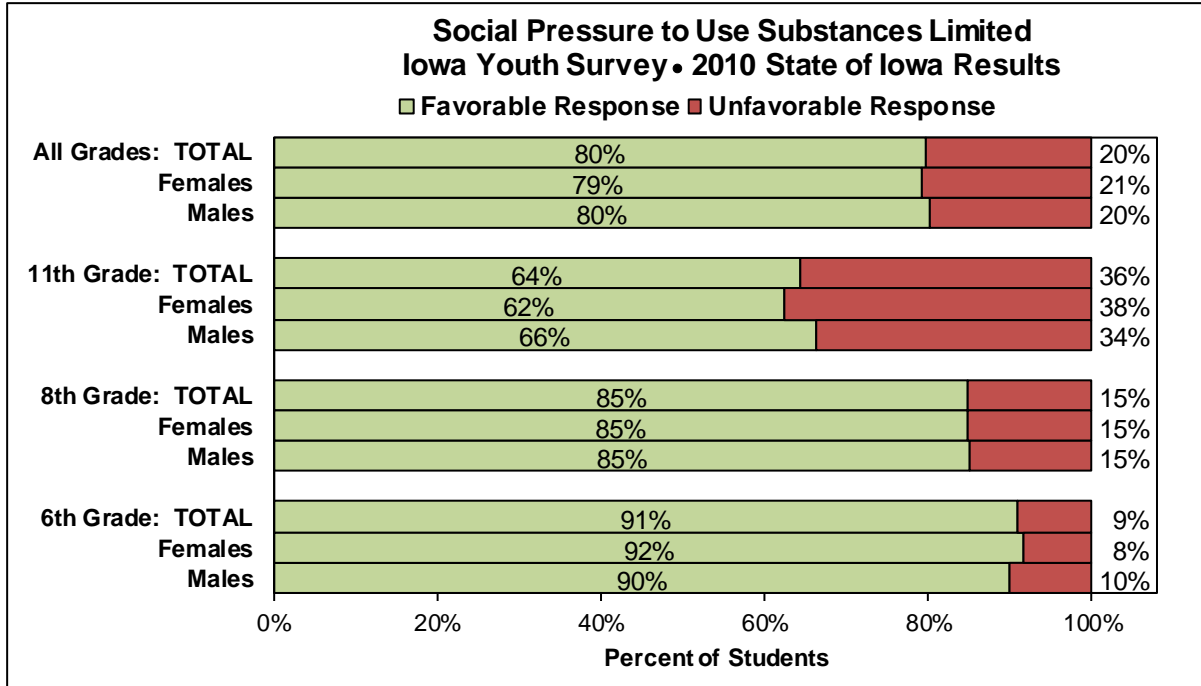
**2010 IYS Questions: E16; E17; E18; E19; E24; E26.** How much do you agree or disagree that each of the following statements is true: my teachers care about me; my teachers are available to talk with students one-on-one; my teachers notice when I am doing a good job and let me know about it; students in my school treat each other with respect; my school lets a parent/guardian know if I'm doing a good job; there is at least one adult at school that I could go to for help with a problem? **Responses:** "Strongly agree" or "agree" are coded as favorable and "strongly disagree" or "disagree" are coded as unfavorable.

**Note:** The green portion of the bars represent the percent of respondents who responded favorably to all questions used to compute this construct; the red portion represents the percent of respondents who responded unfavorably to at least one question included in this construct.



**2010 IYS Questions: E7; E8; E9; E11; E13; E14.** How wrong would most of the students in your school (not just your best friends) feel it would be to: drink beer, wine, or hard liquor (for example vodka, whiskey, gin); smoke cigarettes; smoke marijuana; start a physical fight with someone; go to a party where kids under 21 were using alcohol; go to a party where kids were using drugs? **Responses:** "Very wrong," "wrong," "a little wrong," or "don't know" are coded as favorable and "not wrong at all" are coded as unfavorable.

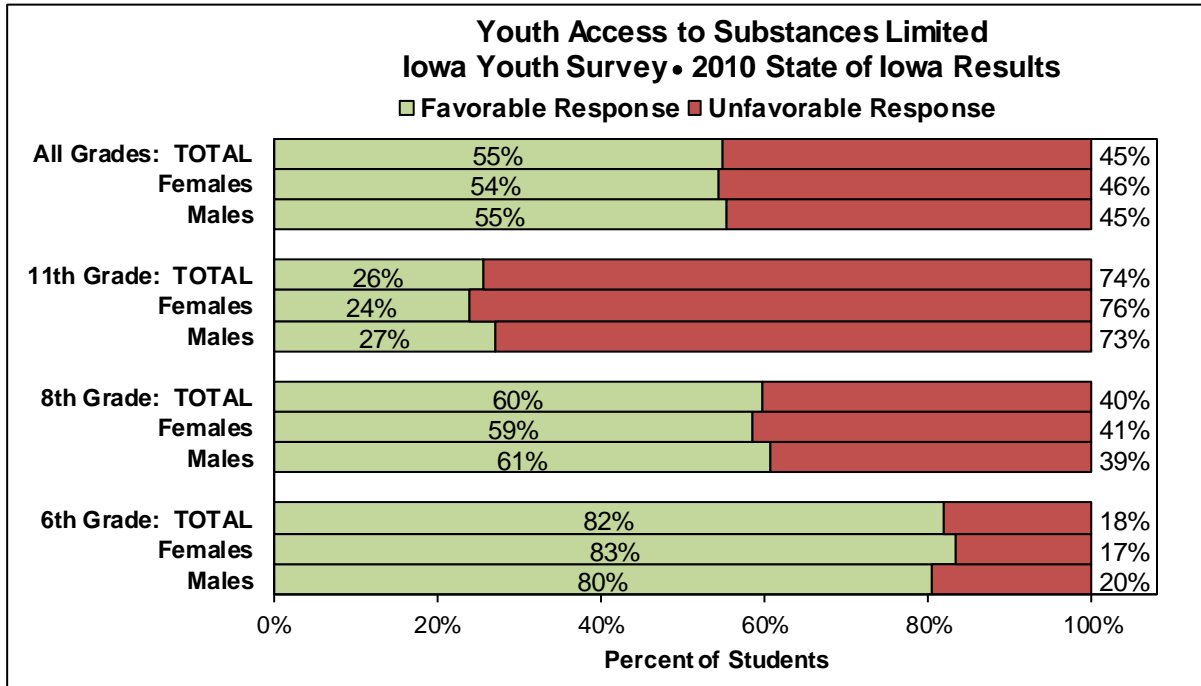
**Note:** The green portion of the bars represent the percent of respondents who responded favorably to all questions used to compute this construct; the red portion represents the percent of respondents who responded unfavorably to at least one question included in this construct.



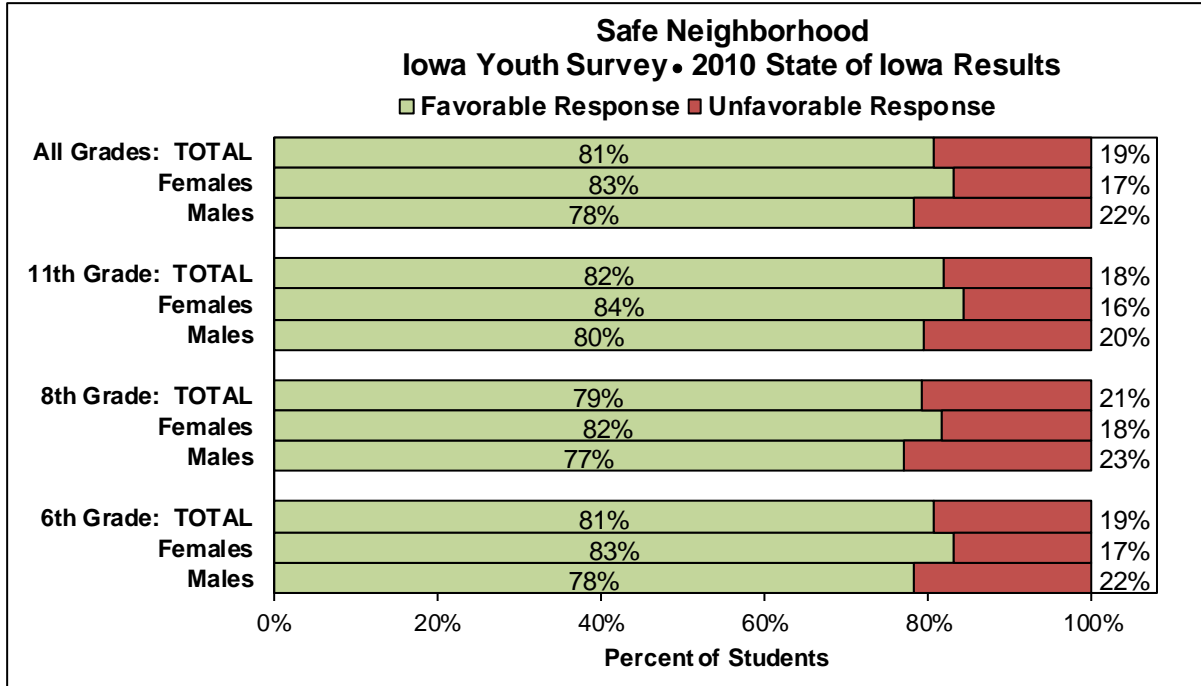
**2010 IYS Questions: D1; D2; D3; D4.** Would you be more or less likely to be popular (respected or cool) with the other students in your school if you: smoked cigarettes; drank alcoholic beverages; smoked marijuana; used any other illegal drug? **Responses:** “Less popular,” “a lot less popular,” or “wouldn’t change my popularity” are coded as favorable and “a lot more popular” or “more popular” are coded as unfavorable.

**Note:** The green portion of the bars represent the percent of respondents who responded favorably to all questions used to compute this construct; the red portion represents the percent of respondents who responded unfavorably to at least one question included in this construct.

**SAFE AND SUPPORTIVE COMMUNITY**



**2010 IYS Questions: G1; G2; G3; G4; G5; G6.** In your neighborhood or community, how difficult do you think it would be for a kid your age to get each of the following: cigarettes; alcoholic beverages (beer, wine or liquor); marijuana (pot, grass, hash, bud, weed); methamphetamines (crank, ice); amphetamines other than methamphetamines (like stimulants, uppers, speed); any other illegal drug (cocaine, etc.)? **Responses:** “Very hard,” “hard,” or “don’t know” are coded as favorable and “easy” or “very easy” are coded as unfavorable.  
**Note:** The green portion of the bars represent the percent of respondents who responded favorably to all questions used to compute this construct; the red portion represents the percent of respondents who responded unfavorably to at least one question included in this construct.

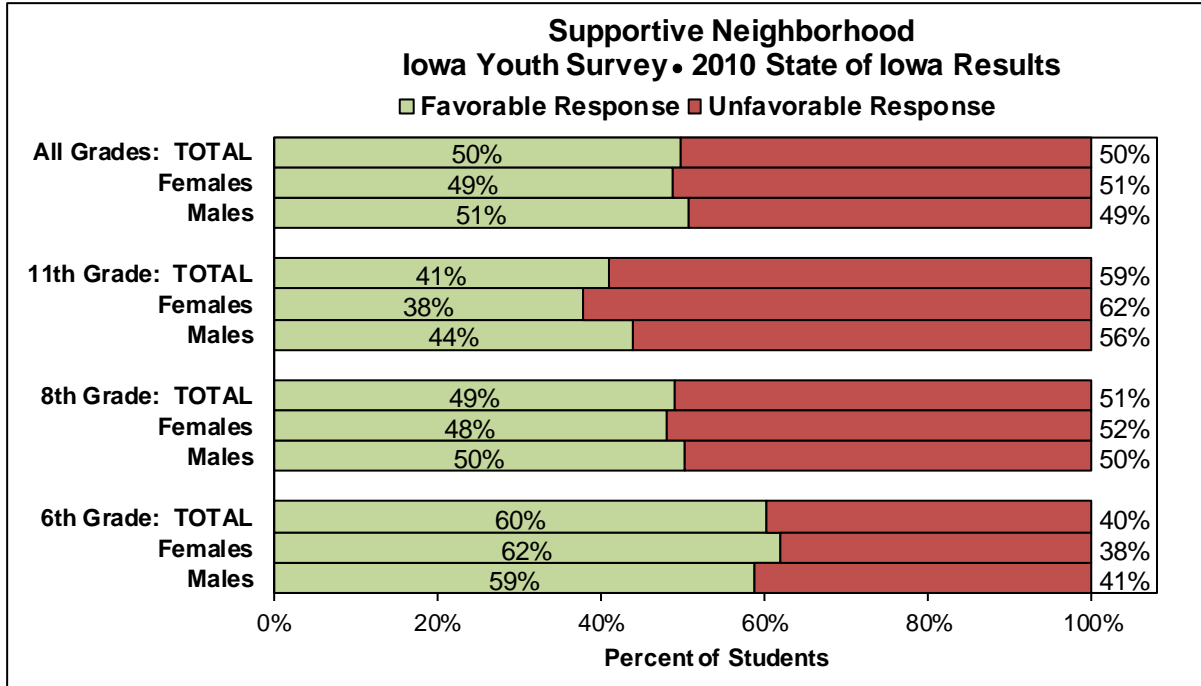


**2010 IYS Questions: G18; G19.** How much do you agree or disagree that each of the following statements is true: my neighborhood is a safe place to live; in my neighborhood there are lots of fights, crime, or illegal drugs?

**Responses: G18** - “strongly agree” or “agree” are coded as favorable and “strongly disagree” or “disagree” are coded as unfavorable. **G19** - “strongly disagree” or “disagree” are coded as favorable and “strongly agree” or “agree” are coded as unfavorable.

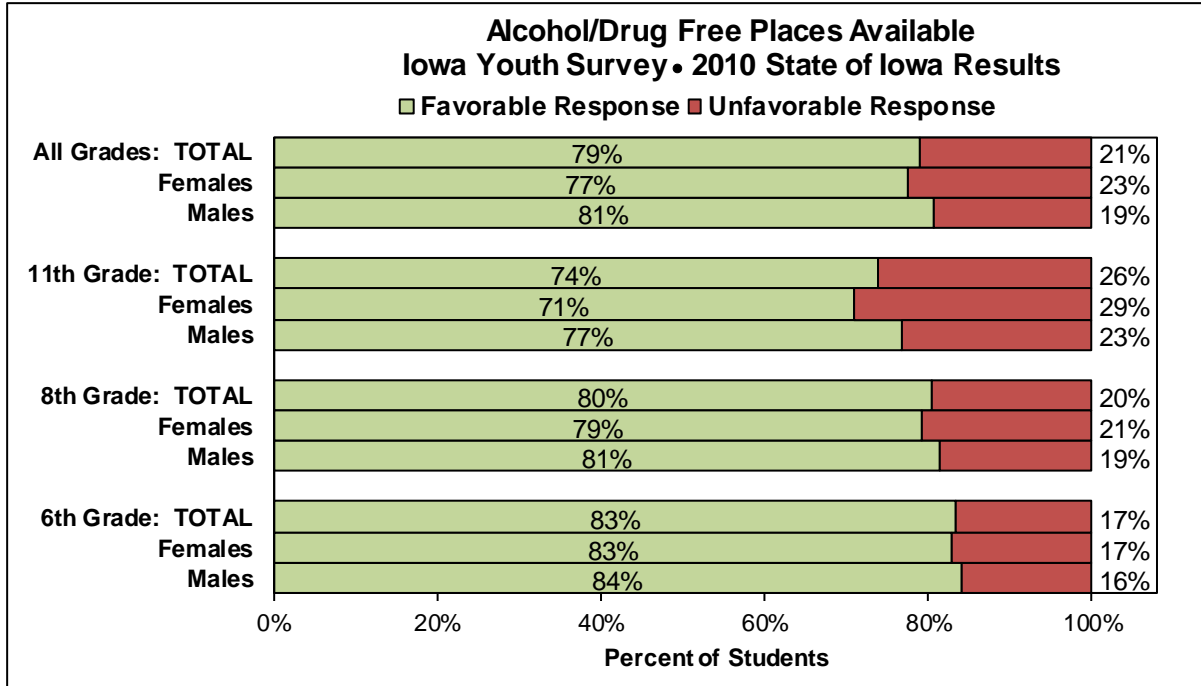
**Note:** The green portion of the bars represent the percent of respondents who responded favorably to all questions used to compute this construct; the red portion represents the percent of respondents who responded unfavorably to at least one question included in this construct.





**2010 IYS Questions: G20; G21; G22; G24; G25; G26.** How much do you agree or disagree that each of the following statements is true: if someone in my neighborhood or community saw me do something wrong, they would tell one of my parents (or adults who live with me); adults in my community care about people my age; my neighbors get along well with each other; adults in my neighborhood or community let me know they are proud of me when I do something well; adults in my neighborhood or community help me when I need help; adults in my neighborhood or community spend time talking with me? **Responses:** “Strongly agree” or “agree” are coded as favorable and “strongly disagree” or “disagree” are coded as unfavorable.

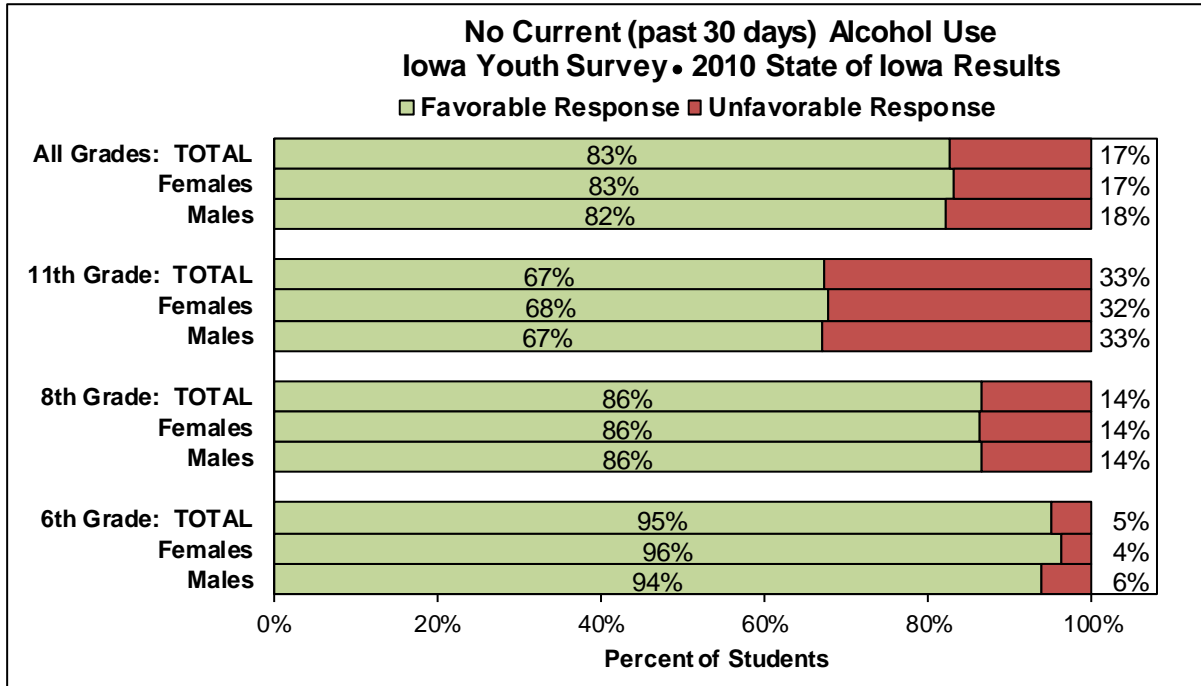
**Note:** The green portion of the bars represent the percent of respondents who responded favorably to all questions used to compute this construct; the red portion represents the percent of respondents who responded unfavorably to at least one question included in this construct.



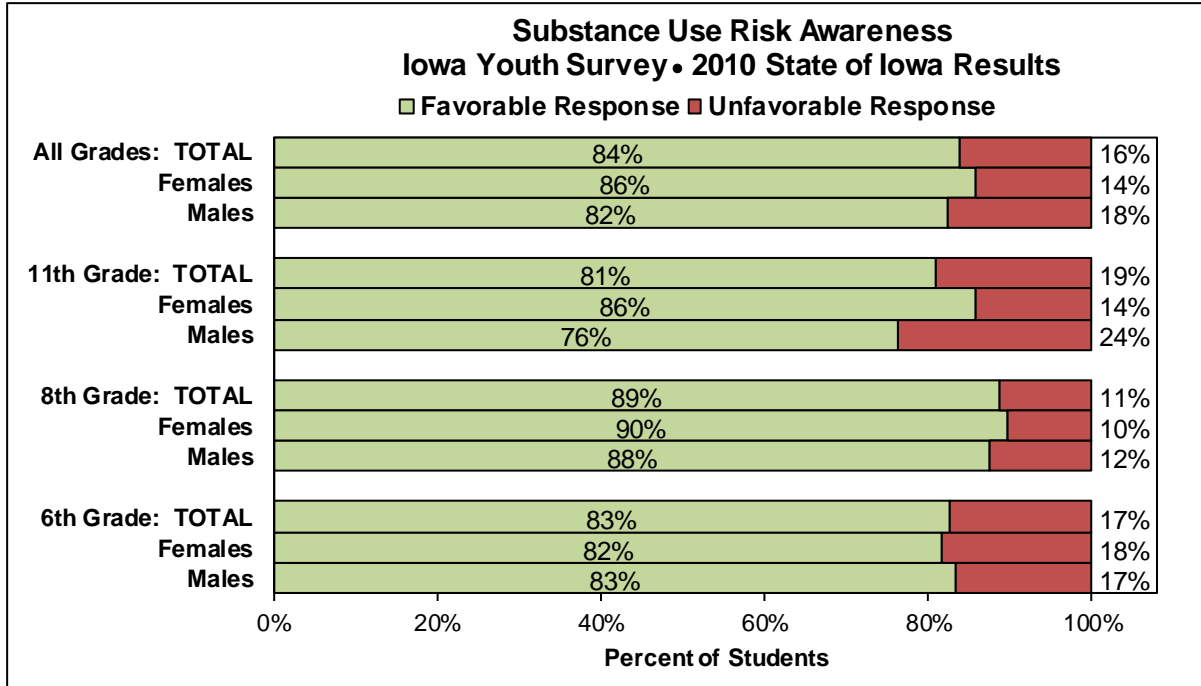
**2010 IYS Question: G23.** How much do you agree or disagree that the following statement is true: there are enough places for kids my age to go that are alcohol and drug free? **Response:** “Strongly agree” or “agree” are coded as favorable and “strongly disagree” or “disagree” are coded as unfavorable.

**Note:** The green portion of the bars represent the percent of respondents who responded favorably to all questions used to compute this construct; the red portion represents the percent of respondents who responded unfavorably to at least one question included in this construct.

**HEALTHY YOUTH – AVOIDANCE OF RISKY BEHAVIOR**



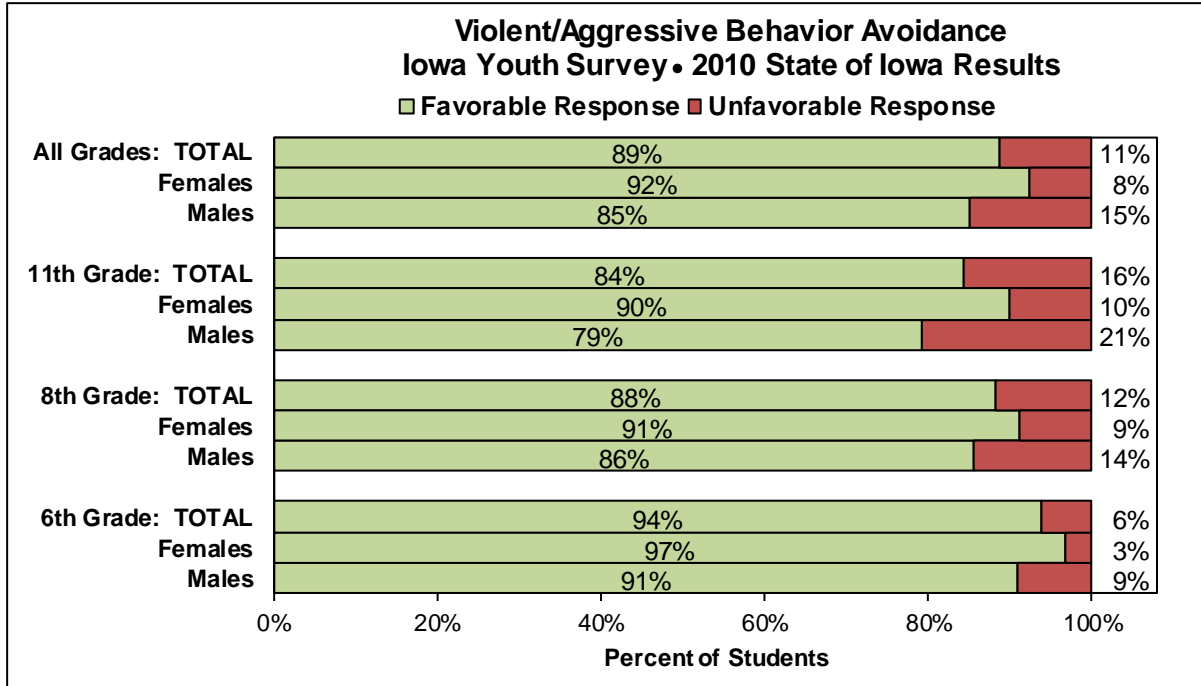
**2010 IYS Questions: B26; B30.** During the last 30 days, on how many days did you have 5 or more drinks of alcohol (glasses, bottles or cans of beer; glasses of wine, liquor, mixed drinks) in a row, that is within a couple of hours? In the past 30 days, on how many days have you had at least one drink of alcohol (glass, bottle or can of beer; glass of wine, liquor or mixed drink)? **Response:** “0 days” is coded as favorable; if there is missing data for any response and all other responses are favorable, the record is coded as favorable; if all responses are missing, the record is coded as favorable. Any response indicating 1 or more days of use is coded as unfavorable. **Note:** The green portion of the bars represent the percent of respondents who responded favorably to all questions used to compute this construct; the red portion represents the percent of respondents who responded unfavorably to at least one question included in this construct.



**2010 IYS Questions: C18; C19; C20; C21; C22; C23; C24.** How much do you think you risk harming yourself (physically or otherwise) if you: drink 3 or more drinks (glasses, cans or bottles of beer; glasses of wine, liquor or mixed drinks) of alcohol nearly every day; smoke cigarettes every day; smoke marijuana once a week; take methamphetamines (crank, ice) once a week; take cocaine once a week; take amphetamines other than methamphetamines (like stimulants, uppers, speed) once a week; use any other illegal drug once a week?

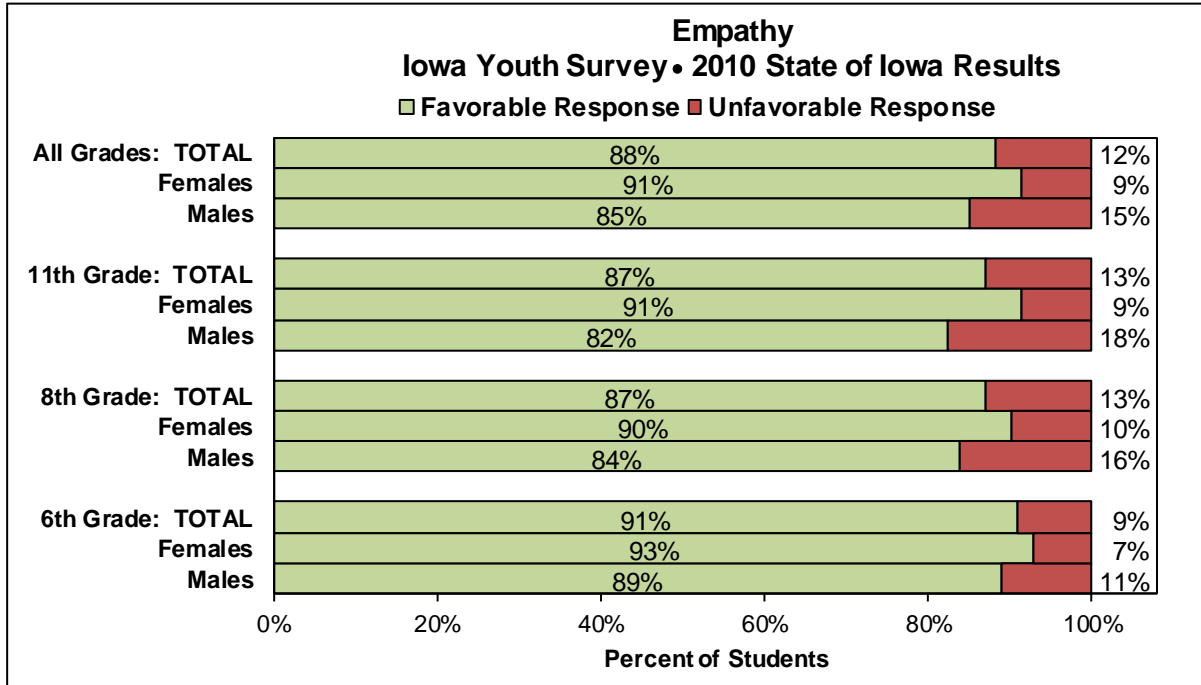
**Responses:** "Great risk," "moderate risk," "slight risk" or "don't know" are coded as favorable and "no risk" is coded as unfavorable.

**Note:** The green portion of the bars represent the percent of respondents who responded favorably to all questions used to compute this construct; the red portion represents the percent of respondents who responded unfavorably to at least one question included in this construct.



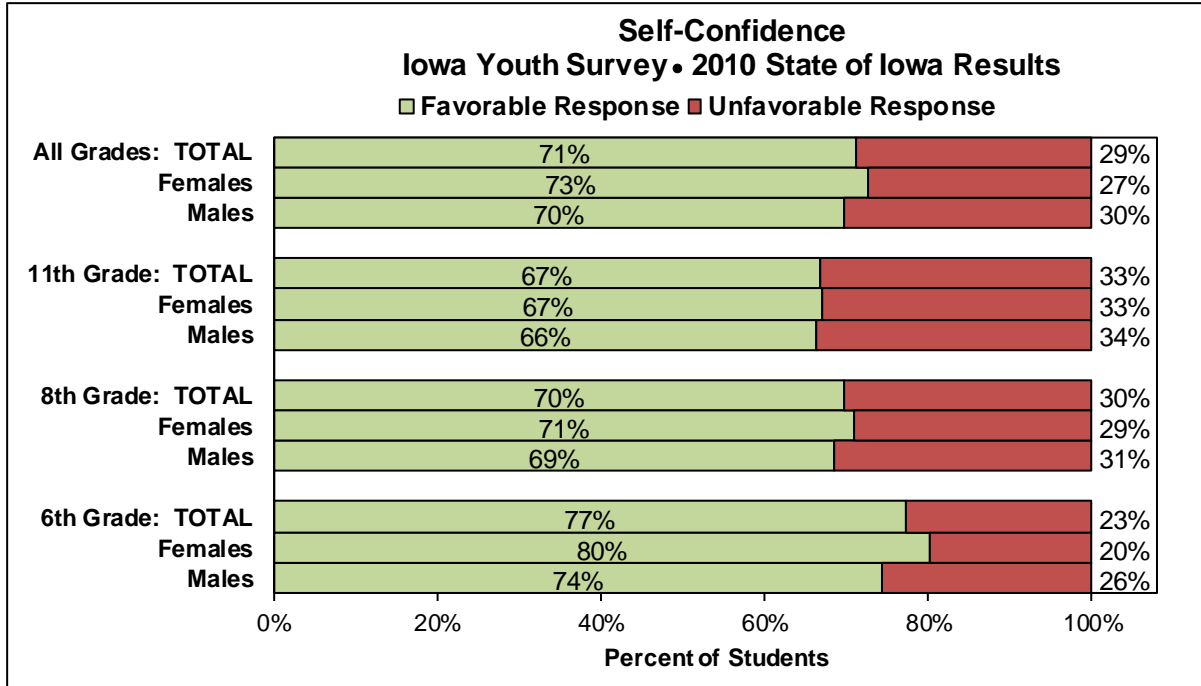
**2010 IYS Questions: B88; B91; B93; B94; B95; B96; B97.** In the past 12 months, how often have you: carried a gun, knife, club, or other weapon to school; been disciplined at school for fighting, theft, or damaging property; damaged property just for fun (like breaking windows, scratching a car, etc); beaten up on or fought someone because they made you angry; used a weapon, force, or threats to get money or things from someone; verbally threatened to physically harm someone; stolen something? **Responses: B88 and B95** – “None” is coded as favorable and “1 or 2 times,” “3-5 times,” or “6 or more times” are coded as unfavorable. **B91, B93, B94, B95, B97** – “None” or “1 or 2 times” are coded as favorable and “3-5 times” or “6 or more times” are coded as unfavorable. **Note:** The green portion of the bars represent the percent of respondents who responded favorably to all questions used to compute this construct; the red portion represents the percent of respondents who responded unfavorably to at least one question included in this construct.

**SOCIALLY COMPETENT YOUTH**



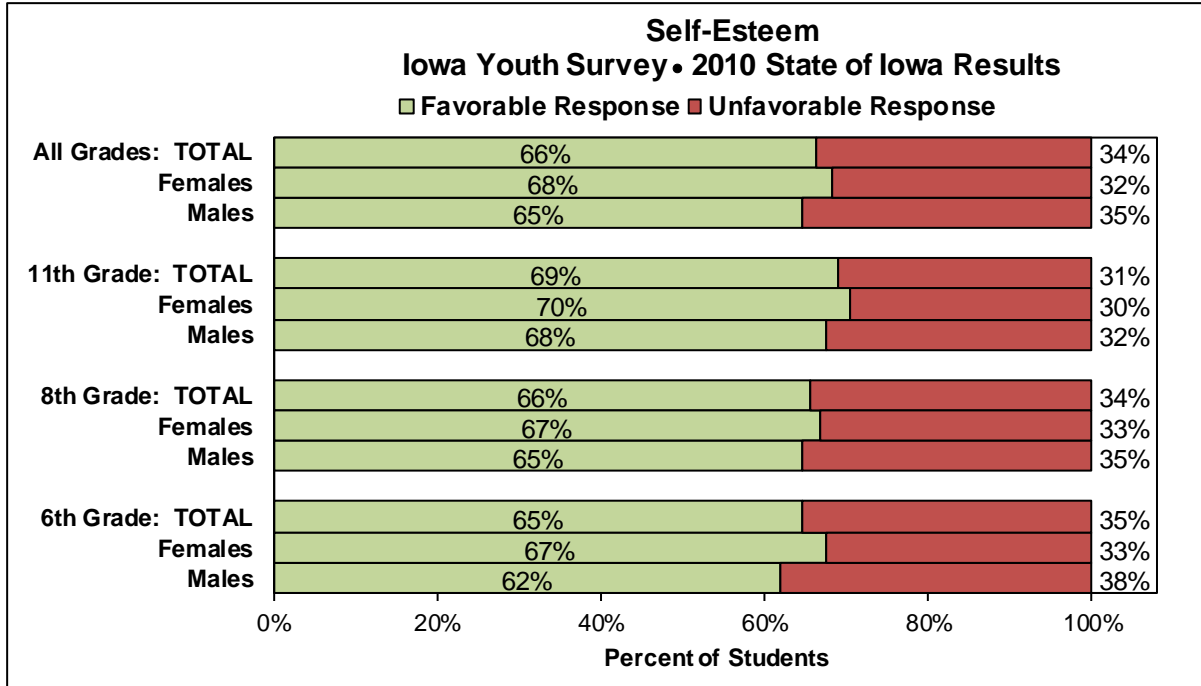
**2010 IYS Questions: C1; C2; C3.** How much do you agree or disagree that each of the following statements is true: it is important to help other people; I care about other people's feelings; I feel sorry for people who have things stolen or damaged? **Responses:** "Strongly agree" or "agree" are coded as favorable and "strongly disagree" or "disagree" are coded as unfavorable.

**Note:** The green portion of the bars represent the percent of respondents who responded favorably to all questions used to compute this construct; the red portion represents the percent of respondents who responded unfavorably to at least one question included in this construct.



**2010 IYS Questions: C12; C13; C14; C15.** How much do you agree or disagree that each of the following statements is true: I accept responsibility for my actions when I make a mistake or get into trouble; I am good at making friends; when I have problems, I am good at finding ways to fix them; I think things through carefully before I make a decision? **Responses:** “Strongly agree” or “agree” are coded as favorable and “strongly disagree” or “disagree” are coded as unfavorable.

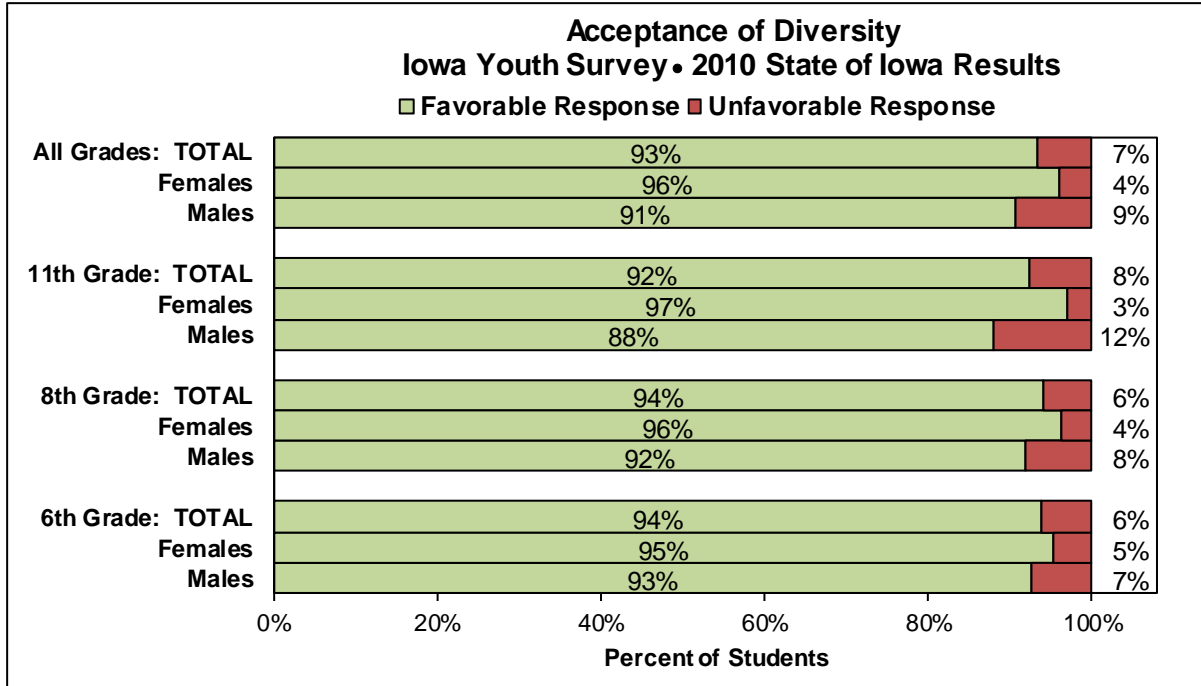
**Note:** The green portion of the bars represent the percent of respondents who responded favorably to all questions used to compute this construct; the red portion represents the percent of respondents who responded unfavorably to at least one question included in this construct.



**2010 IYS Questions: C7.** How much do you agree or disagree that the following statement is true: I feel I do not have much to be proud of? **Response:** “Strongly disagree” or “disagree” are coded as favorable and “strongly agree” or “agree” are coded as unfavorable.

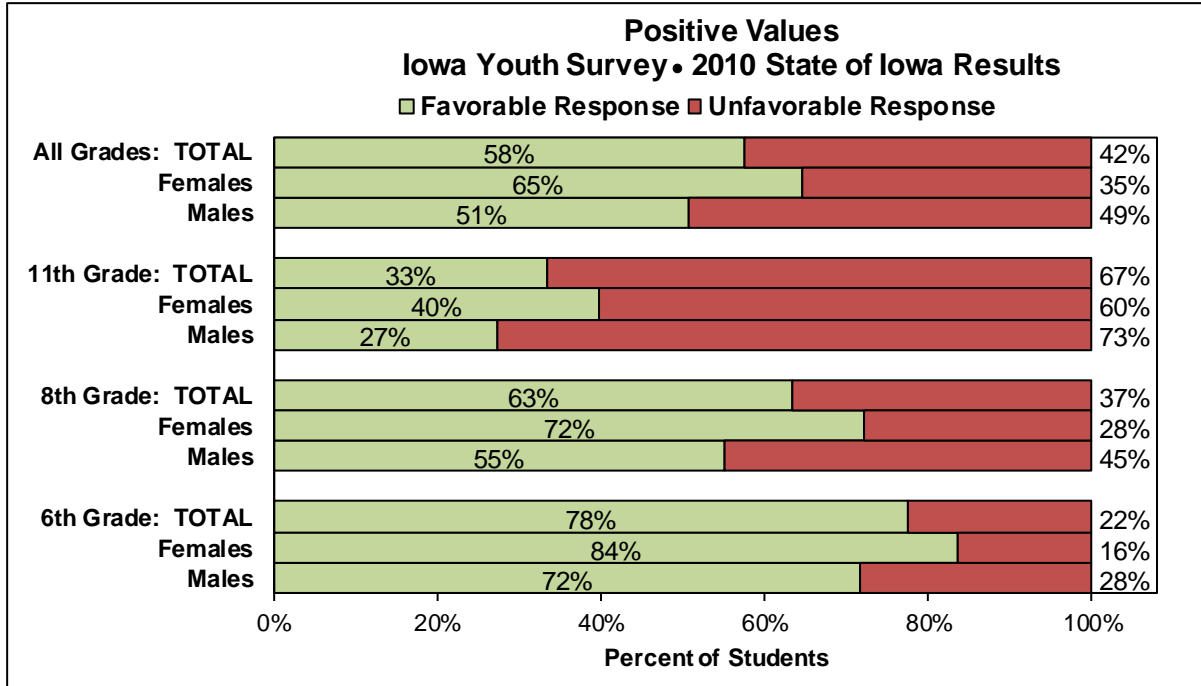
**Note:** The green portion of the bars represent the percent of respondents who responded favorably to all questions used to compute this construct; the red portion represents the percent of respondents who responded unfavorably to at least one question included in this construct.





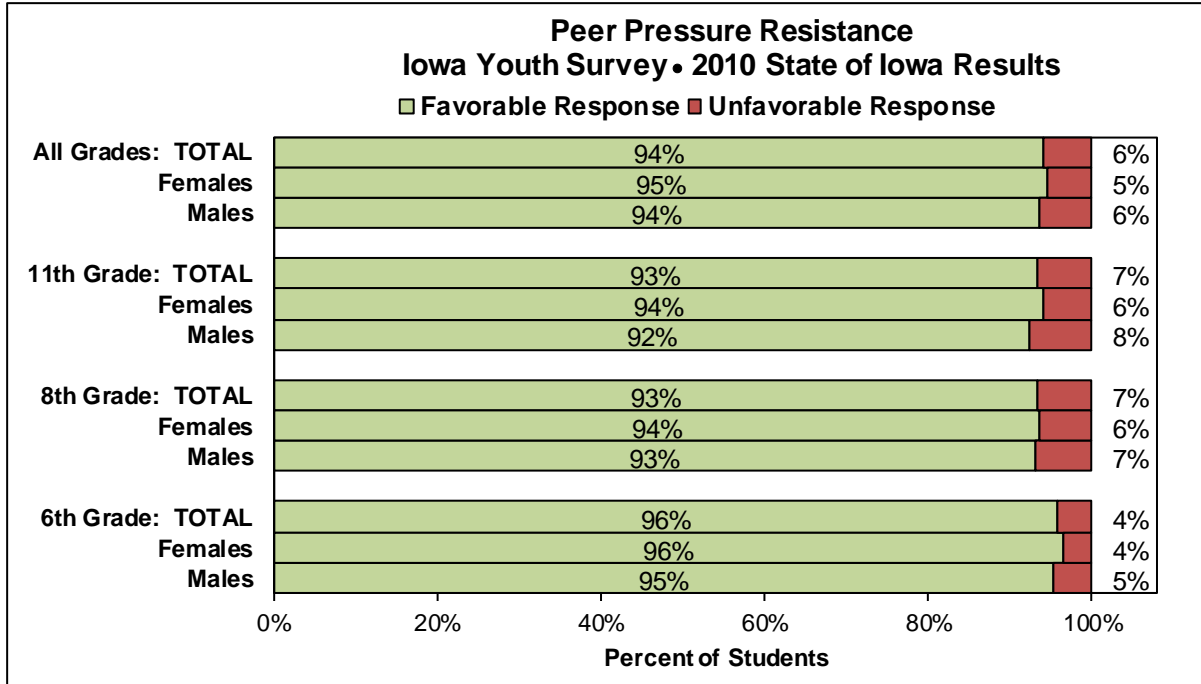
**2010 IYS Questions: C4; C5.** How much do you agree or disagree that each of the following statements is true: I am accepting of those different than myself (racially, culturally, socio-economically); it is wrong to discriminate against someone because of her/his race, appearance, culture, religion, etc? **Responses:** “Strongly agree” or “agree” are coded as favorable and “strongly disagree” or “disagree” are coded as unfavorable.

**Note:** The green portion of the bars represent the percent of respondents who responded favorably to all questions used to compute this construct; the red portion represents the percent of respondents who responded unfavorably to at least one question included in this construct.



**2010 IYS Questions: C8; C9; C10; C11.** How much do you agree or disagree that each of the following statements is true: violence is the worst way to solve problems; it is against my values to have sex as a teenager; it is important to tell the truth; it is against my values to use alcohol and drugs as a teenager? **Responses:** “Strongly agree” or “agree” are coded as favorable and “strongly disagree” or “disagree” are coded as unfavorable.

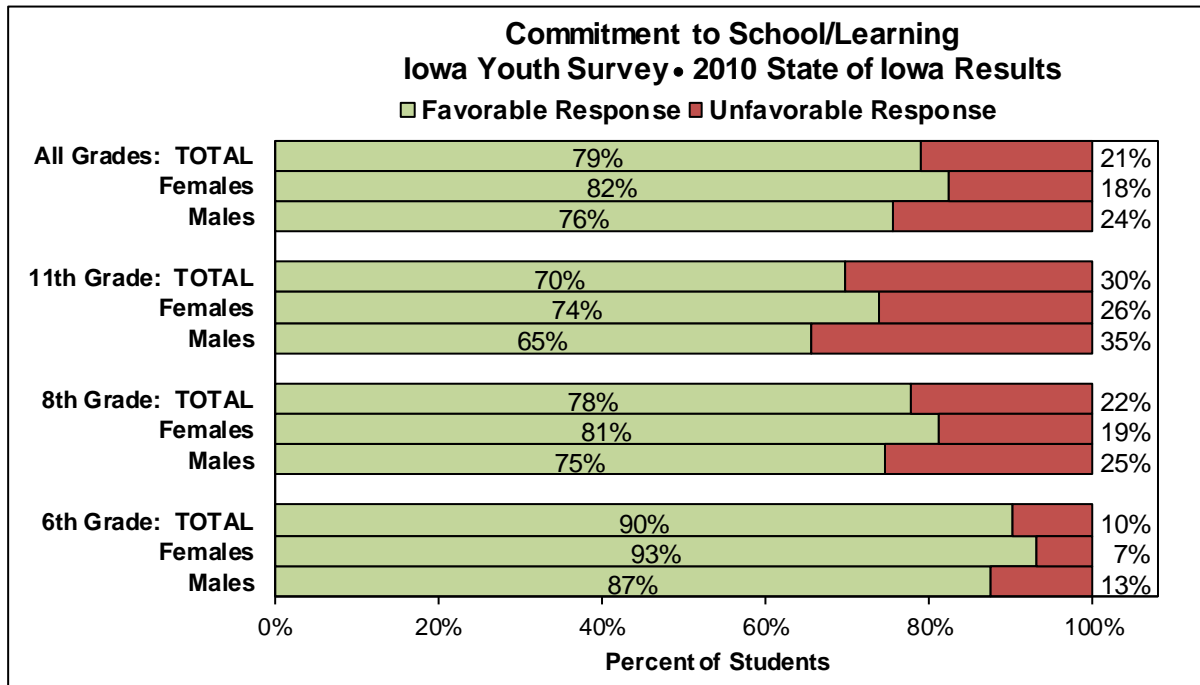
**Note:** The green portion of the bars represent the percent of respondents who responded favorably to all questions used to compute this construct; the red portion represents the percent of respondents who responded unfavorably to at least one question included in this construct.



**2010 IYS Questions: C6.** How much do you agree or disagree that the following statements is true: I can say “no” when someone wants me to do things I know are wrong or dangerous? **Response:** “Strongly agree” or “agree” are coded as favorable and a “strongly disagree” or “disagree” are coded as unfavorable.

**Note:** The green portion of the bars represent the percent of respondents who responded favorably to all questions used to compute this construct; the red portion represents the percent of respondents who responded unfavorably to at least one question included in this construct.

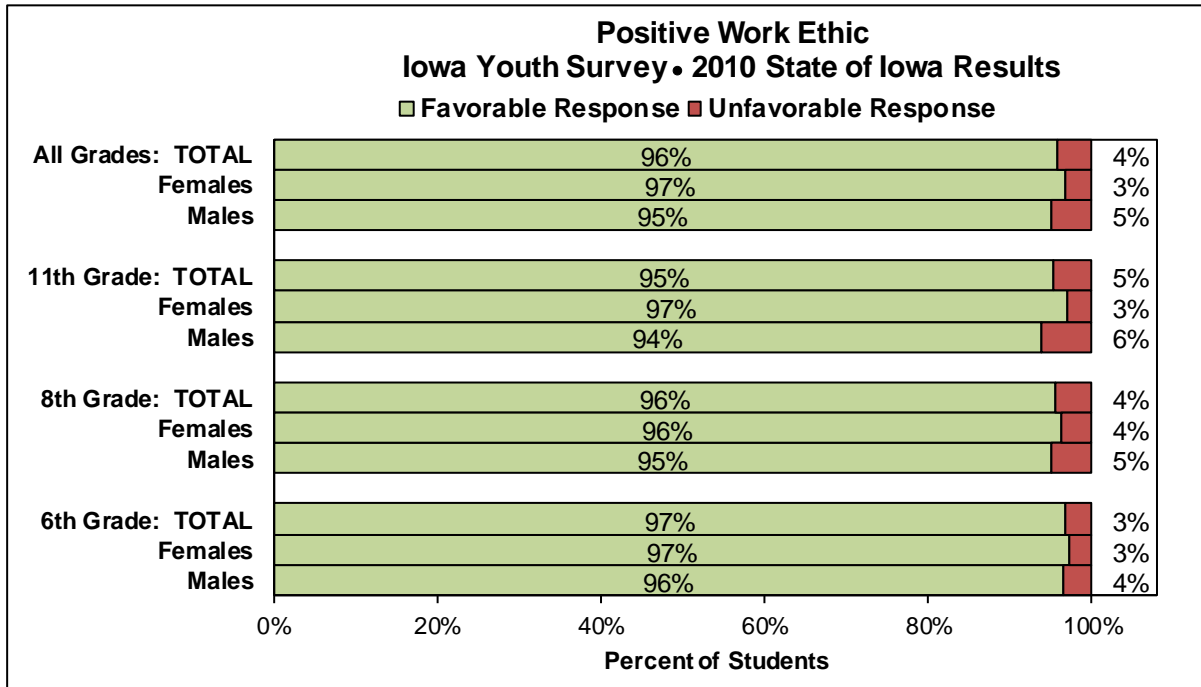
**YOUTH SUCCESSFUL IN SCHOOL**



**2010 IYS Questions: E21; E22; E23; E27.** How much do you agree or disagree that each of the following statements is true: I care about my school; I try to do my best in school; I plan to finish high school; I do the homework that is assigned? **Response:** “Strongly agree” or “agree” are coded as favorable and “strongly disagree” or “disagree” are coded as unfavorable.

**Note:** The green portion of the bars represent the percent of respondents who responded favorably to all questions used to compute this construct; the red portion represents the percent of respondents who responded unfavorably to at least one question included in this construct.

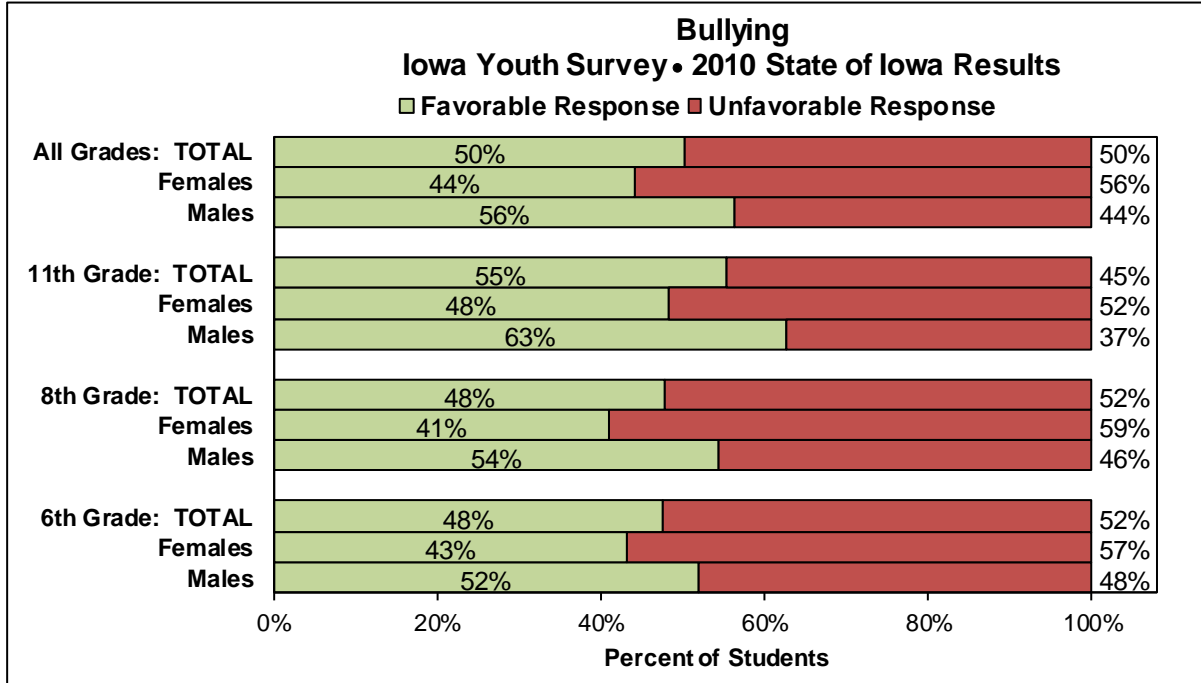
**YOUTH PREPARED FOR A PRODUCTIVE ADULTHOOD**



**2010 IYS Questions: C17.** How much do you agree or disagree that the following statement is true: I believe that working hard now will make my life successful in the future? **Response:** “Strongly agree” or “agree” are coded as favorable and “strongly disagree” or “disagree” are coded as unfavorable.

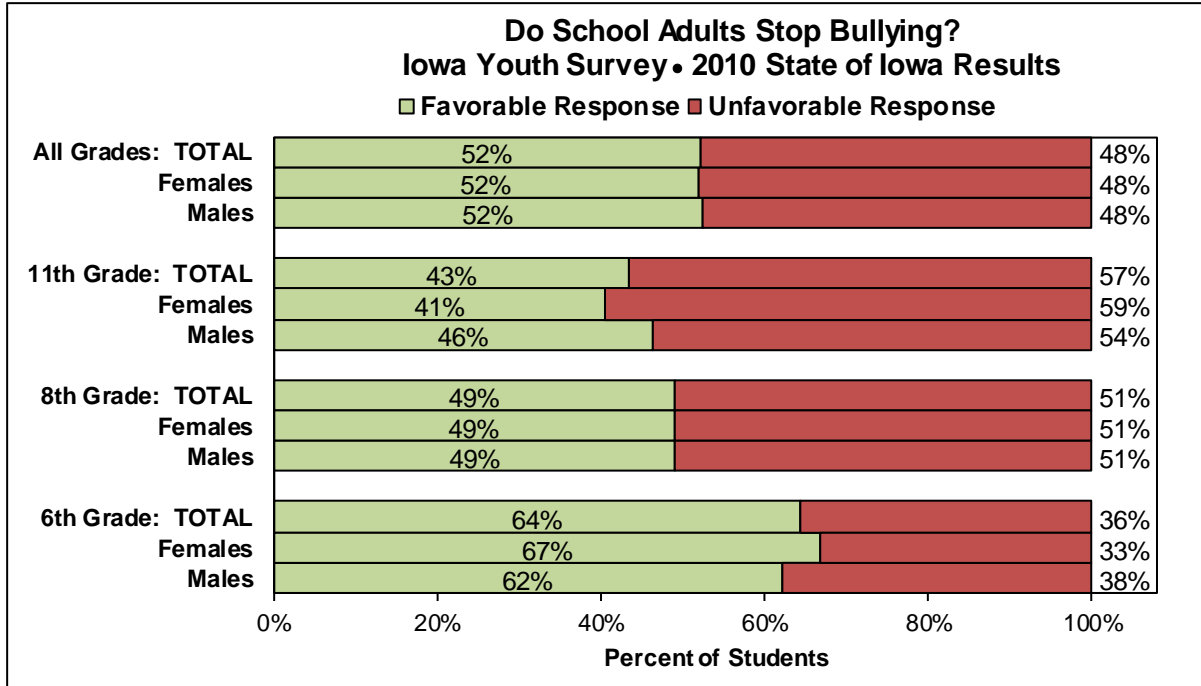
**Note:** The green portion of the bars represent the percent of respondents who responded favorably to all questions used to compute this construct; the red portion represents the percent of respondents who responded unfavorably to at least one question included in this construct.

**BULLYING**



**2010 IYS Questions: B98; B99; B100; B101; B102; B103; B104; B105.** In the last 30 days, how many times have you been bullied at school in the ways listed: I was called names, was made fun of, or teased in a hurtful way; other students left me out of things on purpose, excluded me from their group of friends, or completely ignored me; I was hit, kicked, pushed, shoved around, or locked indoors; other students told lies, spread false rumors about me, and tried to make others dislike me; I was made fun of because of my race or color; I was made fun of because of my religion; other students made sexual jokes, comments, or gestures that hurt my feelings; I have received a threatening or hurtful message from another student in an email, on a website, on a cell phone, from pager text messaging, in an internet chat room, or in instant messaging. **Responses:** "0 times" is coded as favorable and any response indicating one or more times of being bullied is coded as unfavorable.

**Note:** The green portion of the bars represent the percent of respondents who responded favorably to all questions used to compute this construct; the red portion represents the percent of respondents who responded unfavorably to at least one question included in this construct.



**2010 IYS Questions: E6.** When a student is being bullied at school, how often do the teachers or other adults at school try to put a stop to it? **Response:** “Almost always” or “often” are coded as favorable and “almost never,” “once in a while,” or “sometimes” are coded as unfavorable.

**Note:** The green portion of the bars represent the percent of respondents who responded favorably to all questions used to compute this construct; the red portion represents the percent of respondents who responded unfavorably to at least one question included in this construct.