

# 2008 IOWA YOUTH SURVEY

## State of Iowa Results

Sponsored By:

**Iowa Department of Public Health**

Division of Behavioral Health

Office of Gambling Treatment and Prevention

Division of Tobacco Use Prevention and Control

**Iowa Department of Education**

**Iowa Department of Human Rights**

Division of Criminal and Juvenile Justice Planning

**Iowa Governor's Office of Drug Control Policy**

Prepared By:

**Iowa Consortium for Substance Abuse Research and Evaluation**

**University of Iowa**



**THE IOWA  
CONSORTIUM**  
FOR SUBSTANCE ABUSE RESEARCH AND EVALUATION

© 2009 The University of Iowa

Revised June 2009

## TABLE OF CONTENTS

Overview.....	1
Background.....	1
Objective.....	1
2008 Iowa Youth Survey.....	2
Profile of Participation.....	2
Table 1. 2008 IYS Participation.....	2
Survey Content.....	2
Data.....	3
Data Cleaning.....	3
Weighting.....	4
Table 2. Profile of Weights in the 2008 State of Iowa Report.....	5
Data Interpretation.....	5
Data Presentation.....	5
Section I: Data Tables.....	5
Section II: Alcohol, Tobacco, and Other Drug Use Tables.....	6
Section III: Construct Figures.....	8
Table 3. Questions Included in Each Construct.....	9
Recommendations.....	10
Additional Information.....	10
Section I. Data Tables.....	11
Section A. Demographic Characteristics.....	11
Section B. Things I Have Tried or Done and Things That Have Happened to Me.....	16
Section C. My Beliefs and Attitudes.....	49
Section D. Peer Questions.....	57
Section E. School Questions.....	62
Section F. Family Questions.....	73
Section G. Community Questions.....	80
Section II. Alcohol, Tobacco, and Other Drug Use Tables.....	90
Section III: Construct Figures.....	92
Secure and Supportive Family.....	92
Positive Family Relationships.....	92
Family Involvement and Support.....	93
Parental/Guardian Boundaries.....	94
Positive Parental/Guardian Norms.....	94
Safe and Supportive School Climate.....	95
School Expectations/Boundaries.....	95
Safe (Nonviolent) School Environment.....	96
School Perceived to Be Safe.....	96
School Staff/Student Support.....	97
Positive Student Norms.....	98

Social Pressure to Use Substances Limited .....	98
Safe and Supportive Community .....	99
Positive Community Adults Norms .....	99
Positive Community Peer Norms.....	100
Youth Access to Substances Limited .....	100
Safe Neighborhood .....	101
Supportive Neighborhood.....	102
Alcohol/Drug Free Places Available .....	102
Healthy Youth – Avoidance of Risky Behavior.....	103
Suicide Risk Avoidance.....	103
No Current (past 30 days) Alcohol Use .....	104
No Current (past 30 days) Tobacco Use .....	105
No Current (past 30 days) Illegal Drug Use .....	106
Substance Use Risk Awareness.....	107
Violent/Aggressive Behavior Avoidance .....	108
Gambling Avoidance .....	109
Socially Competent Youth .....	110
Empathy.....	110
Self-Confidence.....	111
Self-Esteem .....	112
Acceptance of Diversity.....	112
Positive Values.....	113
Peer Pressure Resistance.....	113
Youth Successful in School.....	114
Commitment to School/Learning .....	114
Youth Prepared For a Productive Adulthood .....	115
Positive Work Ethic .....	115
Youth Engaged In/Contribute to Community .....	116
Helping Others .....	116
Bullying .....	117
Bullying .....	117
Do School Adults Stop Bullying? .....	118

## **Acknowledgments**

There were many individuals and organizations involved in this collaborative effort to collect youth development data from Iowa's 6th, 8th, and 11th grade students. Everyone who participated made a valuable contribution to the 2008 Iowa Youth Survey reports.

We wish to thank all the district superintendents, principals, teachers, counselors, facilitators, parents, and students for their incredible effort. For students enrolled in grades 6, 8, or 11, survey participation has increased from 74.7% in 1999 to 83.5% in 2008. The increases through the years are due to continued effort by each participating district, resulting in a high level of school and student participation. Conducting the Iowa Youth Survey is a learning experience, and the knowledge gained provides the opportunity to be even more successful in subsequent years. Your comments and suggestions continue to be essential.

Thank you to all who contributed to the collection and analyses of the 2008 Iowa Youth Survey data.

## **Overview**

In September and October of 2008, the Iowa Department of Public Health (IDPH) collaborated with schools in Iowa to conduct the 2008 Iowa Youth Survey (IYS). The 2008 IYS is the twelfth in a series of surveys that have been completed every three years since 1975. The survey is conducted with students in grades 6, 8, and 11 attending Iowa public and private schools. The IYS includes questions about students' behaviors, attitudes, and beliefs, as well as their perceptions of peer, family, school, neighborhood, and community environments.

## **Background**

Prior to 1999, surveys were given to a sample of students in 6th, 8th, 10th, and 12th grades from approximately one-third of Iowa's public school districts. In 1999, IYS participation was sought from *all* students in grades 6, 8, and 11 attending public school districts, as well as from students aged 14 to 18 years in alternative programs. This change made it possible to provide youth development data for each participating school district and each county in which participating students reside. The change also made it more feasible to use IYS results to aid in assessing outcomes of community and school youth development programs. It is important to note that the 1999 change in the grade level restricts direct comparisons with survey data collected prior to 1999, except for grades 6 and 8, in the specific schools that participated in the survey.

Beginning in 2002, IYS participation was also sought from all non-public schools. This change was made to more accurately reflect the attitudes and perceptions of all Iowa students in grades 6, 8, and 11, not just those attending public schools. Data collected from students attending non-public schools are included in the 2002 and later reports.

In 2008, a change in the method used to conduct the survey took place. All 2008 Iowa Youth Surveys were conducted via the internet and completed by students online through an electronic survey tool (SurveyMonkey) administered by Iowa Department of Administrative Services in conjunction with Iowa Department of Public Health. To ensure a smooth transition for this new procedure, an online pilot test took place in 2007 involving nine school districts. Prior to implementation of the 2008 IYS, training for school district personnel was held to provide instruction for online IYS administration via the Iowa Communications Network (ICN).

## **Objective**

The 2008 Iowa Youth Survey State of Iowa report is designed to help state-level planners, community agencies, and school personnel identify youth development needs, implement relevant, targeted interventions, and assess outcomes. IYS data can assist in providing a better understanding of students in Iowa and their needs. It can also help to assess the strengths and challenges of schools, families, and communities from the young person's perspective. In addition, IYS data help the state obtain funding for a wide variety of programs and services. The Iowa Youth Survey has proven to be a valuable resource in youth needs assessment, program development, implementation, and outcome evaluation.

Iowa Youth Survey reports can also help Iowa's schools, area education agencies, and counties assess their relative strengths and weaknesses. In addition to the State of Iowa report, multiple population specific IYS reports are also publicly available. For more information, please check the IYS website: [www.iowayouthsurvey.org](http://www.iowayouthsurvey.org) for the availability of County, Iowa Area Education Agency (AEA), Judicial District, Iowa Department of Public Health Substance Abuse Prevention Service Area, and Trend reports. The total percentages provided in these additional reports, as

well as the breakdowns by grade level and gender, can be compared with the respective State of Iowa report percentages to view similarities and differences by region or population.

## **2008 Iowa Youth Survey**

### **Profile of Participation**

The 2008 Iowa Youth Survey was conducted September 29, 2008 through October 31, 2008. A total of 97,741 validated records were received from students across the state. Data in this report assumes each record represents one student. Validated records were received from 94,708 students attending public school districts, and 3,033 students attending non-public schools and a regent's institution. Records were identified from 347 of Iowa's 362 public school districts (95.9%), and from 48 of the 184 non-public schools (26.1%), including one regent's institution, for students enrolled in grades 6, 8, or 11. These records may represent additional districts (e.g., when districts whole grade share). The 97,741 validated records received from students completing the IYS represented all 99 counties in Iowa. Nearly all Iowa counties were represented by a minimum of 200 students each.

Table 1 below provides the total number of students enrolled and the number and percent of students completing a validated 2008 IYS, by grade. The first column lists the grade. The second column provides the number of students enrolled in grades 6, 8, and 11, according to the Iowa Department of Education. The third column displays the number of records from students who reported that they were in grades 6, 8, or 11 and completed a validated 2008 IYS. The fourth column provides the percent of students in each grade who completed a validated Iowa Youth Survey. An additional 1,277 records from students indicating a grade of "ungraded" or "other" and 397 records from students with no grade indicated completed the survey and are not included in Table 1, but are included in the data reports.

**Table 1. 2008 IYS Participation**

<b>Grade</b>	<b>Number of Students Enrolled</b>	<b>Number of 2008 IYS Records</b>	<b>Percent Completing 2008 IYS</b>
6	37,643	32,264	85.7%
8	37,807	32,673	86.4%
11	39,603	31,130	78.6%

Note: One thousand six hundred seventy-four IYS records did not have grade 6, 8, or 11 selected; these records are not included in this table.

Although the number of students participating in the 2008 IYS was slightly lower than in 2005, the number of total students enrolled in grades 6, 8, and 11 also declined. Despite the decrease in number, the percent of students participating in the 2008 IYS increased from 2005. In general, the higher the percentage of students completing the IYS, the more likely the data are representative of all students in grades 6, 8, and 11 residing in the state of Iowa.

### **Survey Content**

The 2008 Iowa Youth Survey contains 198 questions and is divided into seven sections (A-G).

- Section A. Demographic Characteristics (14 questions)
- Section B. Things I Have Tried or Done and Things That Have Happened To Me (74 questions)
- Section C. My Beliefs and Attitudes (24 questions)
- Section D. Peer Questions (12 questions)

- Section E. School Questions (30 questions)
- Section F. Family Questions (20 questions)
- Section G. Community Questions (24 questions)

A committee of youth development professionals was designated by IDPH to review and make recommendations regarding the 2008 survey questions. The selection of specific survey questions was based on analysis of question and response data collected in previous Iowa Youth Surveys. The general content of the questions included in the 2008 IYS is similar to that of previous surveys. Most of the questions and response options from the 2005 IYS were utilized with little or no modification, and several new questions were added. Changes to the 2008 IYS include questions to elicit additional, more detailed information on gambling, nutrition, and exercise, as well as information regarding parental involvement in the military, students receiving accommodation under Section 504, students with Individualized Education Plans, and students receiving special education services.

The appropriateness of any comparison between the 2008 IYS to surveys from previous years must be considered on a question by question basis. It is important to note that in some cases, the question numbers have changed from year to year. The question wording, response options, and time frames may also have changed (for example the question regarding exercise changed from “on how many of the past seven days did you exercise or do physical activity for at least 20 minutes,” in 2005, to “on how many of the past seven days did you exercise or do physical activity for a total of 60 minutes,” in 2008). Trend analyses should be considered exploratory at best. If comparisons are made, the results may indicate that school districts *appear* to be significantly different, for better or worse, from the reports generated by previous surveys. However, this appearance may be due to differences in question wording and the representativeness of the sample rather than actual changes in Iowa’s youth.

## **Data**

### **Data Cleaning**

A total of 99,568 IYS records were received. Due to the change in format of the 2008 IYS (conducted online rather than written) many of the previously employed validity checks are no longer necessary. Following the data cleaning process, 1,827 records were removed, leaving a total of 97,741 validated Iowa Youth Survey records. Data cleaning included cross referencing and matching internet protocol (IP) addresses with the custom data field (a unique link assigned to each school district), as well as confirming agreement that the school and building code entered by the student also matched the custom data field for each record. Date and time checks were also employed. Surveys conducted during the administration period designated by IDPH were accepted, and surveys conducted outside a ten hour period of acceptable school hours (for example surveys with start times of 2 a.m.) were deleted; 194 records with start times that did not fall within the date and time check were removed. Information obtained from census forms provided by school districts following survey administration was also reviewed to assist in data cleaning. Census form information was used to investigate discrepancies and also to identify specific records where surveys were mistakenly taken by students who should not have taken the IYS (for example, mistakenly taken by a class of 7th graders or retaken because of computer failure during the initial testing); 110 records were removed as requested on census forms. The IYS data was also compared with the Department of Education enrollment figures and as a result of information obtained from school districts, 141 additional records were identified as invalid and removed. Analysis was also performed to identify records with no responses recorded in Sections B through G (i.e., the non-demographic content of the survey). Since it was possible for a student to simply refuse to answer any question by leaving it blank,

not all of the records with missing responses were removed. In records where the grade variable (question A4) was also missing, records with no responses in Sections B through G were removed since they did not affect the response percentages or the weighting process. Additionally, records with grade level indicated as “ungraded” or “other” with no responses in Sections B through G were also removed since this did not affect the weighting procedure. As a result, 1,382 records with all responses in Sections B through G missing were removed. It is important to note that no mechanism was in place through the online survey service provider to identify if more than one record was submitted by the same student (duplicate records); therefore, it was not possible to identify potential duplicates in the data analysis.

Logic checks (data evaluated for conflicting, inconsistent, or illogical responses) were performed on the 2008 data. For each of the logic checks, groups of responses to multiple questions were compared. For example, responses to question B16 (During the past 30 days, on the days you smoked, how many cigarettes did you smoke per day?) were compared to the responses to question B28 (In the past 30 days, on how many days have you smoked cigarettes?). One group of questions, pertaining to cigarette use (questions B16, B17, B18), showed marginally conflicting, inconsistent, or illogical responses greater than 1%. The number of records failing logic checks in this group, though greater than 1%, was minimal and determined to be insignificant. Upon review of all logic checks, it was determined that many of the records may have shown conflicting responses due to the wording of the questions and/or response options, or student misinterpretation. When responses to a group of questions conflict, it is not possible to determine which answer accurately reflects the student’s experience. No records were removed or changed as a result of the logic checks, however, possible causes of conflict should be considered when evaluating questions for future Iowa Youth Surveys.

### **Weighting**

Proportions of enrolled 6th, 8th, and 11th grade students completing the IYS varied and these differences presented a potential for bias. Therefore, all percentages in the data sections are weighted. Since 11th graders may be more likely to use substances than 6th or 8th graders, any significant discrepancy between the proportion of 11th grade students and the other grades who took part in the 2008 IYS would produce a distorted total estimate (i.e., different proportions of students in different grades could produce an artificially high or low total substance use estimate). A statistical weighting procedure reduces this potential bias and allows utilization of all validated data. The proportion of students in Iowa enrolled in each grade was divided by the proportion actually completing an IYS. The resulting fraction is the weighting factor used in this report. Table 2, on the following page, provides a descriptive profile of the weights used. The first column lists the grade. The second column presents the percentage of students enrolled in grade 6, 8, or 11 out of the total number of students enrolled in those grades, according to the Iowa Department of Education. The third column is the percentage of students completing the IYS who reported they were in each grade level. The fourth column is the weight applied so that the IYS data is adjusted to represent the population of students in grades 6, 8, and 11. Students who completed the IYS but did not report a grade of 6, 8, or 11 were assigned a weight of 1.



**Table 2. Profile of Weights in the 2008 State of Iowa Report**

Grade	Percent Enrolled	Percent Completing IYS	Weight
6	32.71	33.58	0.974
8	32.86	34.01	0.966
11	34.42	32.40	1.062

**Data Interpretation**

Since every school district did not collect data from every student, and home schooled students may not have been surveyed, there is the possibility that the students who completed the 2008 IYS are not representative of all students in Iowa. Additionally, IYS data do not represent youth who may have dropped out of school. It is unknown what biases non-participating youth might introduce into the state report percentages. The 2008 Iowa Youth Survey, as in previous years, is self-reported data and relies on each student's ability to read and honestly respond to each question. Since the 2008 IYS was conducted online, a student's ability to complete the survey is also dependent on possessing basic computer skills. Self-reported behaviors, attitudes, and beliefs are always subject to error (unintentional such as mistakenly selecting the wrong response or intentional such as denial or boasting), and it is not possible to identify records where this occurs. Additionally, some surveys contained missing data indicating that not all students answered every question. There are many potential reasons for missing data and why a student may choose not to answer a particular question including comprehension level (understanding survey language); confidentiality concerns; refusal to provide an answer resulting from lack of interest or motivation; beliefs and attitudes about the subject of the question; or inadvertently skipping a question. In general, the higher the proportion of students participating, the more likely the survey results are representative and without bias. When comparing data from population specific IYS reports to the state report, the higher the percentage of students that answered the question, the more likely it is that the comparisons with the state report percentages are unbiased.

To obtain an estimate of the total number of students in each grade that responded in a particular way to any question, change the percent reported for that response in the appropriate column to a decimal fraction and multiply it by the enrollment numbers provided in Table 1 on page 2. For example, if, in the "11th Grade Total" column, 50% of the grade 11 students who completed the IYS reported that they never gamble, multiply 0.50 times the total 11th grade enrollment number reported in Table 1. Since the data in the state report are weighted and rounded data, the resulting product of the multiplication would be an *estimate* of the total number of 11th graders who reported they never gamble.

**Data Presentation****Section I: Data Tables**

Data provided in the data tables include the responses to questions that appear in the 2008 Iowa Youth Survey. One hundred ninety-five of the 198 IYS questions are represented and are presented on pages 11 through 89 (the first three questions regarding county number, school district number, and building number are not included in the data table section). The questions and responses provided in this report are written verbatim as appearing in the 2008 survey. Each table contains 13 columns. All percentages are rounded; "0%" appearing in any column represents anything less than 0.5% (including 0 or none). Due to rounding, percentages may

not add up to exactly 100%. All column percentages are weighted as described on page 4, except for data in the first table (which provides the number of validated IYS records).

The first row of the data tables describes the type of IYS report (i.e., state, county, etc.). The second row provides the question followed by the 2008 IYS section and question number. Below the question number in the first column are rows containing all possible response options provided on the IYS for that particular question. All percentages in the response rows are based on the number of students who answered that question; missing responses are not included in the calculation. The final row in the table provides the total percentage of all students in that column who responded to the particular question. A low percentage in the last row indicates that some students did not answer that question. In general, the higher the percentage responding, the more likely the responses are representative of students in Iowa.

The second through fourth columns below the IYS question, titled "6th Grade," are weighted percentages based on all of the students in Iowa who answered the question and reported that they were in grade 6. The "TOTAL" column combines all responses (including missing responses for gender), and is followed by data separated for male and female respondents.

Columns five through seven, titled "8th Grade," provide the data described as above for students reporting they were in grade 8. Columns eight through ten, titled "11th Grade," present the same data for students reporting they were in grade 11.

Columns eleven through thirteen, titled "All Grades," include the percentage of all students who reported each of the responses. The results in this column include all of the students in the previous nine columns, as well as an additional 1,674 students who did not choose grade 6, 8, or 11 when asked to select their grade in school.

## **Section II: Alcohol, Tobacco, and Other Drug Use Tables**

The prevalence of alcohol, tobacco, and other drug (ATOD) use is presented in three tables on pages 90 and 91. Data in the tables include students who indicated current use (use during the past 30 days) as well as students who indicated ever using. All results in the ATOD tables indicate the percentage of records (or students) indicating use; any indication of use for any of the questions associated with that particular substance were coded as use. In accordance with computations in previous IYS reports, if all other responses in the record indicated no use, responses containing missing data were also coded as no use. Also consistent with previous IYS reports, if all responses were missing, the record is considered to indicate no use. Analysis was performed on missing data patterns to validate that it is reasonable to assume missing data were consistent with no use. Therefore, students who left a question blank are included in the denominator used to calculate the percentage of students who reported use. The criteria for substance use, ever and current, for alcohol, tobacco, and other drugs are defined below.

### Alcohol Use

- **Alcohol Use: Current**  
Includes students who reported having at least one drink (glass, bottle, or can of beer; glass of wine, liquor, or mixed drink) in the past 30 days, or reported having five or more drinks on at least one day in the last 30 days. The section and question numbers from the 2008 IYS associated with these criteria are B26 and B30.
- **Alcohol Use: Ever**  
Includes students who reported an age when they started drinking; reported drinking five or more drinks on at least one day in the last 30 days; or had at least one drink in the

past 30 days. The section and question numbers associated with these criteria are B19, B26, and B30.

### Tobacco Use

- **Tobacco Use: Current**  
Includes students who reported having used a tobacco product in the past 30 days: cigarettes, cigars, or smokeless tobacco. This includes those who reported that they smoked at least part of a cigarette in the past 30 days; smoked cigarettes or cigars on one or more days in the past 30 days; or used smokeless tobacco in the last 30 days. The respective IYS section and question numbers are B16, B28, B29, and B38.
- **Tobacco Use: Ever**  
Includes students who reported any of the following: that they smoked at least part of a cigarette in the past 30 days; that they had ever tried to quit smoking cigarettes; indicated an age when they started smoking cigarettes; indicated one or more days of smoking cigarettes or cigars in the past 30 days; or reported using smokeless tobacco in the last 30 days. The IYS section and question numbers associated with these criteria are B16, B17, B18, B28, B29, and B38.
- **Cigarette Use: Current**  
Includes students who reported they smoked at least part of one cigarette in the past 30 days, or reported one or more days of smoking cigarettes in the last 30 days. The respective IYS section and question numbers are B16 and B28.
- **Cigarette Use: Ever**  
Includes students who reported that they smoked at least part of one cigarette in the past 30 days; that they had ever tried to quit smoking cigarettes; reported an age when they started smoking cigarettes; or reported one or more days of smoking cigarettes in the past 30 days. The associated IYS section and question numbers are B16, B17, B18, and B28.
- **Cigar Use: Current**  
Includes students who reported one or more days of smoking cigars in the past 30 days. The IYS section and question number associated with this criterion is B29. The prevalence rate for ever using cigars is not provided since this question is not asked in the survey.
- **Smokeless Tobacco Use: Current**  
Includes students who reported using smokeless tobacco in the last 30 days. The associated IYS section and question number is B38.
- **Smokeless Tobacco Use: Ever**  
Includes students who reported that they had ever used smokeless tobacco. The associated IYS section and question number is B38.

### Drug Use

- **Drug Use: Current**  
Includes students who reported use of a drug (amphetamines, cocaine, inhalants, marijuana, methamphetamines, or other illegal drug); use of prescription medications not prescribed for the student; use of over the counter medications different from the

directions; or use of steroid pills or shots without a doctor's prescription in the past 30 days. The section and question numbers associated with these criteria are B31, B32, B33, B34, B35, B36, B37, B39, and B40.

- **Drug Use: Ever**  
Includes students who reported use of a drug (amphetamines, cocaine, inhalants, marijuana, methamphetamines, or other illegal drug), or use of steroid pills or shots without a doctor's prescription in the past 30 days. Also included are students who reported an age of first use for drugs. The section and question numbers associated with these criteria are B20, B21, B22, B23, B24, B31, B32, B33, B34, B35, B36, B37, B39, and B40. (The prevalence rates for ever using over the counter medications different from the directions and ever using prescription medication not prescribed for the student are not provided since these questions are not asked in the survey.)

### **Section III: Construct Figures**

A committee of State planners participated in an interactive process to identify key youth development related constructs that provide a summary of the data collected within nine framework domains. Thirty-four constructs and accompanying measures (questions derived from the IYS) were identified.

The data for selected questions are combined and presented in 34 figures on pages 92 through 118. Results are reported with the green shaded portion of the bar (on the left) representing the percent of respondents who responded favorably to all of the questions involved in computing a particular construct. The red shaded portion of the bar (on the right) represents the percent of respondents who responded unfavorably to at least one question associated with that construct. Some bars with equal percentages will not appear to be the same length because the bars represent exact percents and the percentage shown is rounded to the nearest integer. Due to rounding, percentages may not add up to exactly 100%. A list of questions and responses associated with each construct follow the construct figure. Unless noted, all response options for questions in each construct were the same. In accordance with computations in previous IYS reports, percentages in all except three of the construct figures are based on the number of students who answered the respective questions for each particular construct.

Records containing missing response data for any question were not included in the construct for 31 of the 34 constructs. As in previous reports, responses containing missing data for three of the constructs: No Current (past 30 days) Alcohol Use; No Current (past 30 days) Tobacco Use; and No Current (past 30 days) Illegal Drug Use, were included in the favorable category if all other responses in the record were also coded as favorable. If all responses were missing for questions included in these three constructs, the record was also coded as favorable. Analyses performed on missing data patterns suggested that it is reasonable to assume missing data were consistent with favorable responses.

Any comparison of the 2008 constructs with constructs from previous years must be approached with caution since questions have changed and some questions have been added. For example, the Helping Others construct changed considerably in 2008, likely due to a change in question wording. Additionally, the Gambling Avoidance construct also changed considerably in 2008 due to changes and additions made to the IYS questions on gambling. New composite scales were created for the gambling construct and a factor analysis was performed. The gambling construct was internally validated to address 2008 IYS changes. A listing of the framework domains, constructs, and associated questions is presented in Table 3 on the following page.

**Table 3. Questions Included in Each Construct**

<b>IOWA YOUTH DEVELOPMENT RESULTS FRAMEWORK DOMAINS AND CONSTRUCTS</b>	<b>ASSOCIATED QUESTIONS</b>
<b>SECURE AND SUPPORTIVE FAMILY</b>	
Positive Family Relationships	F2, F4, F5, F6
Family Involvement and Support	F7, F8, F9, F10, F11, F12
Parental/Guardian Boundaries	E5, F1
Positive Parental/Guardian Norms	F13, F14, F15, F17, F19, F20
<b>SAFE AND SUPPORTIVE SCHOOL CLIMATE</b>	
School Expectations/Boundaries	E1, E2, E3, E4, E24
Safe (Nonviolent) School Environment	B57, B59
School Perceived to be Safe	E19
School Staff/Student Support	E15, E16, E17, E18, E23, E25
Positive Student Norms	E7, E8, E9, E11, E13, E14
Social Pressure to Use Substances Limited	D9, D10, D11, D12
<b>SAFE AND SUPPORTIVE COMMUNITY</b>	
Positive Community Adult Norms	G8, G9, G10, G12, G14, G15
Positive Community Peer Norms	D1, D2, D3, D5, D7, D8
Youth Access to Substances Limited	G1, G2, G3, G4, G5, G6
Safe Neighborhood	G16, G17
Supportive Neighborhood	G18, G19, G20, G22, G23, G24
Alcohol/Drug Free Places Available	G21
<b>HEALTHY YOUTH — AVOIDANCE OF RISKY BEHAVIOR</b>	
Suicide Risk Avoidance	B53, B54
No Current (past 30 days) Alcohol Use	B26, B30
No Current (past 30 days) Tobacco Use	B16, B28, B29, B38
No Current (past 30 days) Illegal Drug Use	B31, B32, B33, B34, B35, B36, B39, B40
Substance Use Risk Awareness	C18, C19, C20, C21, C22, C23, C24
Violent/Aggressive Behavior Avoidance	B55, B58, B62, B63, B64, B65, B66
Gambling Avoidance	B43, B44, B45, B46, B47, B48, B49, B50, B51, B52
<b>SOCIALLY COMPETENT YOUTH</b>	
Empathy	C1, C2, C3
Self-Confidence	C12, C13, C14, C15
Self-Esteem	C7
Acceptance of Diversity	C4, C5
Positive Values	C8, C9, C10, C11
Peer Pressure Resistance	C6
<b>YOUTH SUCCESSFUL IN SCHOOL</b>	
Commitment to School/Learning	E20, E21, E22, E26
<b>YOUTH PREPARED FOR A PRODUCTIVE ADULTHOOD</b>	
Positive Work Ethic	C17
<b>YOUTH ENGAGED IN/CONTRIBUTE TO COMMUNITY</b>	
Helping Others	B3
<b>BULLYING</b>	
Bullying	B67, B68, B69, B70, B71, B72, B73, B74
Do School Adults Stop Bullying?	E6

## **Recommendations**

Based on analysis of the 2008 Iowa Youth Survey data, the Iowa Consortium for Substance Abuse Research and Evaluation respectfully offers the following recommendations for future Iowa Youth Surveys:

- Review and possibly add or revise the Iowa Youth Survey questions to better meet the needs of the Iowa Department of Public Health and other participating entities. Consider how revisions would affect trend reporting.
- Review logic checks for groups of related questions. Focus on groups with conflicts equal to or greater than 1% to determine possible causes and effects on the data.
- Review and evaluate constructs to ensure validity. Examine changes in questions and/or question wording through the years for relevance and intended use as they relate to constructs. Consider how revisions would affect trend reporting.
- Review and discuss weighting procedures for IYS reports.
- When conducting the IYS online, information obtained from the census form is extremely useful and important for data cleaning and analysis. Review census form information and transmission options (e.g., online census forms) to ensure needed data is entered at time of survey to facilitate the data cleaning process.
- Discuss conducting the IYS every two years to assist providers in assessing the needs of Iowa's youth and meeting the eligibility requirements for federal and other funding streams.
- Continue to encourage every public school district and non-public school to participate in future surveys. Communicate benefits of participation and continue to streamline the process to make it as easy as possible for school district personnel and students. Seek input from non-public school representatives on how to effectively increase participation for this population of students.

## **Additional Information**

To obtain more detail regarding Iowa Youth Survey procedures or for answers to general questions, please contact Linda McGinnis at: [lmcginni@idph.state.ia.us](mailto:lmcginni@idph.state.ia.us). While resources are limited, every effort will be made to promptly respond to requests.

**Section I. Data Tables**

<b>Iowa Youth Survey • State of Iowa Results</b>												
<b>Number of Validated 2008 Iowa Youth Survey Records</b>												
	<b>6th Grade</b>			<b>8th Grade</b>			<b>11th Grade</b>			<b>All Grades</b>		
	<b>TOTAL</b>	<b>Male</b>	<b>Female</b>	<b>TOTAL</b>	<b>Male</b>	<b>Female</b>	<b>TOTAL</b>	<b>Male</b>	<b>Female</b>	<b>TOTAL</b>	<b>Male</b>	<b>Female</b>
		32264	16289	15595	32673	16442	15930	31130	15392	15540	97741	48880

Note: The “Total” columns combine all responses, including missing responses for gender. Results in the “All Grades” columns include all students in the previous nine columns, as well as students who did not choose grade 6, 8, or 11.

**Section A. Demographic Characteristics**

<b>Iowa Youth Survey • State of Iowa Results (weighted)</b>												
<b>In what grade of school are you?</b>												
<b>IYS Question A4</b>	<b>6th Grade</b>			<b>8th Grade</b>			<b>11th Grade</b>			<b>All Grades</b>		
	<b>TOTAL</b>	<b>Male</b>	<b>Female</b>	<b>TOTAL</b>	<b>Male</b>	<b>Female</b>	<b>TOTAL</b>	<b>Male</b>	<b>Female</b>	<b>TOTAL</b>	<b>Male</b>	<b>Female</b>
	<b>6th</b>	100%	100%	100%	0%	0%	0%	0%	0%	0%	32%	33%
<b>8th</b>	0%	0%	0%	100%	100%	100%	0%	0%	0%	32%	33%	32%
<b>11th</b>	0%	0%	0%	0%	0%	0%	100%	100%	100%	34%	34%	35%
<b>Ungraded</b>	0%	0%	0%	0%	0%	0%	0%	0%	0%	0%	0%	0%
<b>Other</b>	0%	0%	0%	0%	0%	0%	0%	0%	0%	1%	1%	1%
<b>Percent who answered question</b>	100%	100%	100%	100%	100%	100%	100%	100%	100%	100%	100%	100%

<b>Iowa Youth Survey • State of Iowa Results (weighted)</b>												
<b>How long have you been a student in this school district?</b>												
<b>IYS Question A5</b>	<b>6th Grade</b>			<b>8th Grade</b>			<b>11th Grade</b>			<b>All Grades</b>		
	<b>TOTAL</b>	<b>Male</b>	<b>Female</b>	<b>TOTAL</b>	<b>Male</b>	<b>Female</b>	<b>TOTAL</b>	<b>Male</b>	<b>Female</b>	<b>TOTAL</b>	<b>Male</b>	<b>Female</b>
	<b>1 year or less</b>	16%	17%	16%	7%	6%	7%	5%	5%	5%	9%	9%
<b>2 years</b>	6%	6%	6%	7%	8%	6%	4%	4%	4%	6%	6%	5%
<b>3 years</b>	6%	6%	6%	11%	11%	10%	12%	11%	12%	9%	9%	9%
<b>4 years or more</b>	72%	71%	72%	76%	75%	77%	79%	80%	79%	76%	75%	76%
<b>Percent who answered question</b>	99%	99%	99%	100%	100%	100%	100%	100%	100%	99%	100%	100%

Iowa Youth Survey • State of Iowa Results (weighted)												
What is your current age?												
IYS Question A6	6th Grade			8th Grade			11th Grade			All Grades		
	TOTAL	Male	Female	TOTAL	Male	Female	TOTAL	Male	Female	TOTAL	Male	Female
10	1%	1%	1%	0%	0%	0%	0%	0%	0%	0%	0%	0%
11	71%	66%	76%	0%	0%	0%	0%	0%	0%	23%	22%	24%
12	28%	33%	22%	0%	0%	0%	0%	0%	0%	10%	11%	8%
13	1%	1%	0%	71%	66%	76%	0%	0%	0%	23%	22%	25%
14	0%	0%	0%	28%	33%	23%	0%	0%	0%	9%	11%	7%
15	0%	0%	0%	1%	1%	1%	0%	0%	1%	0%	0%	0%
16	0%	0%	0%	0%	0%	0%	70%	65%	75%	24%	22%	26%
17	0%	0%	0%	0%	0%	0%	28%	33%	23%	10%	11%	8%
18	0%	0%	0%	0%	0%	0%	1%	1%	1%	0%	0%	0%
19	0%	0%	0%	0%	0%	0%	0%	0%	0%	0%	0%	0%
20	0%	0%	0%	0%	0%	0%	0%	0%	0%	0%	0%	0%
21	0%	0%	0%	0%	0%	0%	0%	0%	0%	0%	0%	0%
Percent who answered question	99%	100%	100%	100%	100%	100%	100%	100%	100%	99%	100%	100%

Iowa Youth Survey • State of Iowa Results (weighted)												
Are you a male or female?												
IYS Question A7	6th Grade			8th Grade			11th Grade			All Grades		
	TOTAL	Male	Female	TOTAL	Male	Female	TOTAL	Male	Female	TOTAL	Male	Female
Male	51%	100%	0%	51%	100%	0%	50%	100%	0%	51%	100%	0%
Female	49%	0%	100%	49%	0%	100%	50%	0%	100%	49%	0%	100%
Percent who answered question	99%	100%	100%	99%	100%	100%	99%	100%	100%	99%	100%	100%



Iowa Youth Survey • State of Iowa Results (weighted)												
Would you describe yourself as?												
IYS Question A8	6th Grade			8th Grade			11th Grade			All Grades		
	TOTAL	Male	Female	TOTAL	Male	Female	TOTAL	Male	Female	TOTAL	Male	Female
White	78%	79%	78%	81%	81%	81%	86%	85%	86%	82%	82%	82%
African American	4%	4%	4%	4%	4%	3%	3%	4%	3%	4%	4%	3%
Native American	2%	2%	2%	1%	1%	1%	1%	1%	1%	1%	1%	1%
Asian/Pacific Islander	2%	2%	2%	2%	2%	2%	2%	2%	2%	2%	2%	2%
Spanish/Hispanic	6%	6%	6%	6%	6%	6%	4%	4%	4%	5%	5%	5%
Other, including mixed	8%	8%	8%	6%	6%	6%	4%	4%	4%	6%	6%	6%
Percent who answered question	99%	99%	99%	99%	100%	100%	100%	100%	100%	99%	100%	100%

Iowa Youth Survey • State of Iowa Results (weighted)												
Do you live?												
IYS Question A9	6th Grade			8th Grade			11th Grade			All Grades		
	TOTAL	Male	Female	TOTAL	Male	Female	TOTAL	Male	Female	TOTAL	Male	Female
On a farm	10%	10%	10%	10%	11%	10%	12%	13%	11%	11%	11%	10%
In the country, but not on a farm	13%	13%	13%	13%	13%	13%	14%	14%	14%	13%	13%	13%
In a small city or town, less than 5,000 population	30%	30%	30%	28%	27%	29%	27%	26%	28%	28%	28%	29%
In a medium sized city, 5,000–30,000 population	28%	29%	28%	28%	28%	29%	28%	27%	29%	28%	28%	29%
In a large city over 30,000 population	18%	18%	19%	21%	21%	20%	19%	20%	17%	19%	20%	19%
Percent who answered question	98%	99%	99%	99%	99%	99%	99%	100%	100%	99%	99%	99%

Iowa Youth Survey • State of Iowa Results (weighted)												
How many times has your family moved to a different home or apartment in the last 2 years?												
IYS Question A10	6th Grade			8th Grade			11th Grade			All Grades		
	TOTAL	Male	Female	TOTAL	Male	Female	TOTAL	Male	Female	TOTAL	Male	Female
None	61%	61%	61%	67%	67%	67%	75%	75%	74%	68%	68%	68%
Once	20%	20%	20%	18%	19%	17%	15%	15%	15%	18%	18%	17%
Twice	9%	8%	9%	7%	7%	7%	5%	5%	6%	7%	7%	7%
Three times	5%	5%	5%	4%	4%	4%	3%	3%	3%	4%	4%	4%
Four times or more	5%	5%	6%	4%	4%	4%	2%	2%	2%	4%	4%	4%
Percent who answered question	99%	99%	99%	99%	99%	100%	100%	100%	100%	99%	99%	100%

Iowa Youth Survey • State of Iowa Results (weighted)												
Where are you now living?												
IYS Question A11	6th Grade			8th Grade			11th Grade			All Grades		
	TOTAL	Male	Female	TOTAL	Male	Female	TOTAL	Male	Female	TOTAL	Male	Female
With a parent/s	96%	96%	96%	96%	96%	96%	95%	95%	95%	96%	96%	96%
With grandparents or other relatives	2%	2%	2%	2%	2%	2%	2%	3%	2%	2%	2%	2%
With foster parents	0%	0%	0%	0%	0%	0%	1%	0%	1%	0%	0%	1%
In shelter care	0%	0%	0%	0%	0%	0%	0%	0%	0%	0%	0%	0%
In residential group care	0%	0%	0%	0%	0%	0%	0%	0%	0%	0%	0%	0%
Independent living	0%	0%	0%	0%	0%	0%	1%	1%	0%	0%	0%	0%
Other	1%	1%	1%	1%	1%	0%	1%	1%	1%	1%	1%	1%
Percent who answered question	99%	99%	99%	99%	99%	100%	100%	100%	100%	99%	99%	100%

Iowa Youth Survey • State of Iowa Results (weighted)												
I have a parent in the military who:												
IYS Question A12	6th Grade			8th Grade			11th Grade			All Grades		
	TOTAL	Male	Female	TOTAL	Male	Female	TOTAL	Male	Female	TOTAL	Male	Female
Is currently away from home because of the war	1%	1%	1%	1%	1%	1%	1%	1%	0%	1%	1%	1%
Returned home from the war in the last year	1%	2%	1%	1%	1%	1%	1%	1%	1%	1%	1%	1%
I do not have a parent in the military	72%	70%	75%	74%	72%	76%	68%	66%	70%	71%	69%	74%
None of the above	26%	28%	23%	24%	26%	22%	30%	32%	28%	27%	29%	25%
Percent who answered question	98%	98%	98%	99%	99%	99%	99%	99%	99%	98%	99%	99%

Iowa Youth Survey • State of Iowa Results (weighted)												
Are you a student who has a 504 plan and receives an accommodation?												
IYS Question A13	6th Grade			8th Grade			11th Grade			All Grades		
	TOTAL	Male	Female	TOTAL	Male	Female	TOTAL	Male	Female	TOTAL	Male	Female
Yes	2%	2%	1%	2%	3%	1%	2%	3%	2%	2%	3%	2%
No	34%	33%	34%	36%	36%	37%	44%	42%	46%	38%	37%	39%
I don't know	64%	65%	64%	62%	62%	62%	54%	55%	52%	60%	61%	59%
Percent who answered question	97%	97%	97%	98%	98%	99%	99%	99%	99%	98%	98%	99%

Iowa Youth Survey • State of Iowa Results (weighted)												
Are you a student who has an IEP and/or receives special education services?												
IYS Question A14	6th Grade			8th Grade			11th Grade			All Grades		
	TOTAL	Male	Female	TOTAL	Male	Female	TOTAL	Male	Female	TOTAL	Male	Female
Yes	8%	10%	7%	9%	10%	7%	9%	11%	8%	9%	10%	7%
No	63%	63%	64%	69%	67%	71%	77%	73%	80%	70%	68%	72%
I don't know	28%	28%	29%	22%	22%	22%	14%	16%	12%	21%	22%	21%
Percent who answered question	98%	98%	98%	99%	99%	99%	99%	99%	100%	98%	99%	99%

**Section B. Things I Have Tried or Done and Things That Have Happened to Me**

<b>Iowa Youth Survey • State of Iowa Results (weighted)</b>												
<b>On the average during the school year, how many hours per week do you spend working in a paid job?</b>												
<b>IYS Question B1</b>	<b>6th Grade</b>			<b>8th Grade</b>			<b>11th Grade</b>			<b>All Grades</b>		
	<b>TOTAL</b>	<b>Male</b>	<b>Female</b>	<b>TOTAL</b>	<b>Male</b>	<b>Female</b>	<b>TOTAL</b>	<b>Male</b>	<b>Female</b>	<b>TOTAL</b>	<b>Male</b>	<b>Female</b>
<b>0 hours</b>	79%	76%	81%	75%	72%	78%	37%	37%	37%	63%	61%	65%
<b>1–2 hours</b>	12%	14%	11%	12%	13%	10%	5%	6%	5%	10%	11%	9%
<b>3–5 hours</b>	5%	6%	5%	8%	8%	7%	10%	11%	10%	8%	8%	8%
<b>6–10 hours</b>	2%	2%	2%	3%	4%	3%	17%	15%	19%	8%	7%	8%
<b>11 or more hours</b>	1%	2%	1%	2%	3%	1%	30%	31%	28%	11%	12%	11%
<b>Percent who answered question</b>	96%	96%	97%	98%	98%	98%	99%	99%	99%	98%	98%	98%

<b>Iowa Youth Survey • State of Iowa Results (weighted)</b>												
<b>On the average during the school year, how many hours per week do you spend outside of school with no adult supervision?</b>												
<b>IYS Question B2</b>	<b>6th Grade</b>			<b>8th Grade</b>			<b>11th Grade</b>			<b>All Grades</b>		
	<b>TOTAL</b>	<b>Male</b>	<b>Female</b>	<b>TOTAL</b>	<b>Male</b>	<b>Female</b>	<b>TOTAL</b>	<b>Male</b>	<b>Female</b>	<b>TOTAL</b>	<b>Male</b>	<b>Female</b>
<b>0 hours</b>	34%	32%	36%	17%	18%	17%	6%	6%	6%	19%	18%	19%
<b>1–2 hours</b>	38%	37%	40%	34%	33%	36%	16%	16%	17%	29%	28%	30%
<b>3–5 hours</b>	17%	19%	16%	28%	28%	28%	29%	27%	30%	25%	25%	25%
<b>6–10 hours</b>	6%	7%	5%	12%	12%	12%	25%	24%	26%	14%	14%	15%
<b>11 or more hours</b>	4%	5%	3%	8%	10%	7%	24%	27%	22%	13%	14%	11%
<b>Percent who answered question</b>	96%	96%	96%	97%	97%	98%	98%	98%	98%	97%	97%	97%

<b>Iowa Youth Survey • State of Iowa Results (weighted)</b>												
<b>On the average during the school year, how many hours per week do you spend volunteering either by helping others or helping improve your school, neighborhood, or community?</b>												
<b>IYS Question B3</b>	<b>6th Grade</b>			<b>8th Grade</b>			<b>11th Grade</b>			<b>All Grades</b>		
	<b>TOTAL</b>	<b>Male</b>	<b>Female</b>	<b>TOTAL</b>	<b>Male</b>	<b>Female</b>	<b>TOTAL</b>	<b>Male</b>	<b>Female</b>	<b>TOTAL</b>	<b>Male</b>	<b>Female</b>
<b>0 hours</b>	55%	60%	51%	55%	61%	50%	45%	52%	39%	52%	57%	46%
<b>1–2 hours</b>	35%	31%	38%	34%	30%	38%	40%	35%	44%	36%	32%	40%
<b>3–5 hours</b>	7%	7%	8%	8%	7%	9%	11%	9%	13%	9%	7%	10%
<b>6–10 hours</b>	2%	1%	2%	2%	2%	2%	3%	2%	3%	2%	2%	2%
<b>11 or more hours</b>	1%	1%	1%	1%	1%	1%	2%	2%	1%	1%	1%	1%
<b>Percent who answered question</b>	95%	95%	95%	96%	96%	97%	97%	97%	98%	96%	96%	97%

<b>Iowa Youth Survey • State of Iowa Results (weighted)</b>												
<b>On the average during the school year, how many hours per week do you spend participating in extra-curricular activities at school (sports, music, clubs, etc.)?</b>												
<b>IYS Question B4</b>	<b>6th Grade</b>			<b>8th Grade</b>			<b>11th Grade</b>			<b>All Grades</b>		
	<b>TOTAL</b>	<b>Male</b>	<b>Female</b>	<b>TOTAL</b>	<b>Male</b>	<b>Female</b>	<b>TOTAL</b>	<b>Male</b>	<b>Female</b>	<b>TOTAL</b>	<b>Male</b>	<b>Female</b>
<b>0 hours</b>	39%	43%	35%	24%	27%	21%	29%	31%	27%	30%	33%	27%
<b>1–2 hours</b>	39%	35%	44%	32%	30%	34%	18%	16%	20%	29%	27%	32%
<b>3–5 hours</b>	15%	15%	16%	21%	18%	24%	17%	16%	18%	18%	16%	19%
<b>6–10 hours</b>	4%	4%	4%	15%	15%	15%	16%	14%	18%	12%	11%	12%
<b>11 or more hours</b>	2%	3%	2%	9%	10%	7%	20%	23%	17%	11%	12%	9%
<b>Percent who answered question</b>	96%	95%	96%	98%	97%	98%	98%	98%	99%	97%	97%	98%

Iowa Youth Survey • State of Iowa Results (weighted)												
On the average during the school year, how many hours per week do you spend participating in activities outside of school (sports, music, 4-H, Scouts, clubs, etc.)?												
IYS Question B5	6th Grade			8th Grade			11th Grade			All Grades		
	TOTAL	Male	Female	TOTAL	Male	Female	TOTAL	Male	Female	TOTAL	Male	Female
0 hours	27%	28%	27%	31%	33%	29%	36%	36%	36%	32%	32%	31%
1–2 hours	36%	33%	39%	31%	30%	32%	26%	24%	28%	31%	29%	32%
3–5 hours	23%	23%	24%	22%	20%	23%	20%	19%	20%	21%	21%	22%
6–10 hours	8%	9%	7%	10%	9%	11%	10%	10%	10%	9%	9%	9%
11 or more hours	5%	6%	4%	7%	8%	6%	9%	11%	7%	7%	8%	6%
Percent who answered question	95%	95%	96%	97%	97%	97%	98%	98%	98%	96%	96%	97%

Iowa Youth Survey • State of Iowa Results (weighted)												
On the average during the school year, how many hours per week do you spend reading just for fun?												
IYS Question B6	6th Grade			8th Grade			11th Grade			All Grades		
	TOTAL	Male	Female	TOTAL	Male	Female	TOTAL	Male	Female	TOTAL	Male	Female
0 hours	29%	37%	20%	41%	54%	28%	46%	60%	32%	39%	51%	27%
1–2 hours	50%	46%	54%	38%	32%	45%	33%	27%	39%	40%	35%	46%
3–5 hours	14%	11%	16%	12%	8%	16%	13%	8%	18%	13%	9%	16%
6–10 hours	4%	3%	6%	5%	3%	6%	5%	3%	7%	5%	3%	6%
11 or more hours	4%	3%	5%	4%	2%	6%	4%	2%	5%	4%	3%	5%
Percent who answered question	96%	95%	96%	97%	96%	97%	97%	97%	97%	96%	96%	97%

Iowa Youth Survey • State of Iowa Results (weighted)												
On the average during the school year, how many hours per week do you spend at church or synagogue worship services, programs, or activities?												
IYS Question B7	6th Grade			8th Grade			11th Grade			All Grades		
	TOTAL	Male	Female	TOTAL	Male	Female	TOTAL	Male	Female	TOTAL	Male	Female
0 hours	39%	43%	35%	39%	43%	35%	51%	54%	48%	43%	47%	40%
1–2 hours	44%	42%	45%	41%	40%	42%	34%	33%	35%	39%	38%	40%
3–5 hours	14%	12%	16%	16%	14%	19%	12%	11%	14%	14%	12%	16%
6–10 hours	2%	2%	2%	2%	2%	3%	2%	2%	3%	2%	2%	3%
11 or more hours	1%	1%	1%	1%	1%	1%	1%	1%	1%	1%	1%	1%
Percent who answered question	95%	95%	96%	97%	97%	98%	98%	98%	99%	97%	97%	98%

Iowa Youth Survey • State of Iowa Results (weighted)												
On the average during the school year, how many hours per week do you spend doing school assignments or homework outside regular school hours?												
IYS Question B8	6th Grade			8th Grade			11th Grade			All Grades		
	TOTAL	Male	Female	TOTAL	Male	Female	TOTAL	Male	Female	TOTAL	Male	Female
0 hours	11%	14%	8%	11%	16%	7%	11%	16%	5%	11%	15%	7%
1–2 hours	71%	70%	72%	63%	63%	63%	48%	51%	45%	60%	61%	59%
3–5 hours	14%	13%	15%	19%	16%	22%	27%	22%	32%	20%	17%	23%
6–10 hours	3%	3%	3%	5%	4%	6%	10%	8%	13%	6%	5%	8%
11 or more hours	1%	1%	1%	2%	2%	2%	4%	3%	5%	3%	2%	3%
Percent who answered question	97%	97%	98%	99%	98%	99%	99%	99%	99%	98%	98%	99%

Iowa Youth Survey • State of Iowa Results (weighted)												
On how many of the past 7 days did you exercise or do physical activity for a total of 60 minutes? (For example, running, walking fast, swimming, riding a bicycle.)												
IYS Question B9	6th Grade			8th Grade			11th Grade			All Grades		
	TOTAL	Male	Female	TOTAL	Male	Female	TOTAL	Male	Female	TOTAL	Male	Female
0 days	6%	6%	5%	5%	5%	5%	11%	9%	12%	7%	7%	8%
1 day	9%	8%	10%	7%	6%	8%	8%	6%	10%	8%	7%	9%
2 days	12%	10%	13%	10%	9%	11%	11%	9%	14%	11%	9%	13%
3 days	15%	13%	16%	13%	11%	14%	14%	12%	16%	14%	12%	15%
4 days	13%	12%	14%	12%	11%	13%	10%	9%	10%	11%	11%	12%
5 days	12%	12%	12%	16%	15%	16%	15%	16%	15%	14%	14%	14%
6 days	7%	7%	7%	10%	9%	10%	10%	11%	9%	9%	9%	9%
7 days	27%	32%	22%	28%	34%	22%	20%	27%	14%	25%	31%	19%
Percent who answered question	99%	99%	99%	99%	99%	99%	99%	99%	99%	99%	99%	99%

Iowa Youth Survey • State of Iowa Results (weighted)												
How many servings of fruits do you eat on an average day?												
IYS Question B10	6th Grade			8th Grade			11th Grade			All Grades		
	TOTAL	Male	Female	TOTAL	Male	Female	TOTAL	Male	Female	TOTAL	Male	Female
I do not usually eat fruits every day	18%	20%	16%	19%	21%	18%	22%	23%	22%	20%	21%	18%
1 – 2	48%	48%	48%	52%	51%	53%	54%	53%	55%	51%	51%	52%
3 – 4	26%	24%	27%	23%	22%	24%	20%	20%	20%	23%	22%	24%
5 or more	8%	8%	9%	6%	6%	5%	4%	4%	3%	6%	6%	5%
Percent who answered question	98%	98%	98%	98%	98%	98%	98%	98%	99%	98%	98%	98%

Iowa Youth Survey • State of Iowa Results (weighted)												
How many servings of vegetables do you eat on an average day?												
IYS Question B11	6th Grade			8th Grade			11th Grade			All Grades		
	TOTAL	Male	Female	TOTAL	Male	Female	TOTAL	Male	Female	TOTAL	Male	Female
I do not usually eat vegetables every day	27%	30%	23%	27%	29%	26%	27%	27%	26%	27%	29%	25%
1 – 2	52%	49%	54%	54%	53%	56%	56%	55%	56%	54%	52%	55%
3 – 4	17%	16%	18%	15%	15%	16%	15%	15%	15%	16%	15%	16%
5 or more	5%	5%	5%	3%	4%	3%	3%	3%	2%	4%	4%	4%
Percent who answered question	98%	98%	98%	99%	99%	99%	99%	99%	99%	98%	99%	99%

Iowa Youth Survey • State of Iowa Results (weighted)												
I would describe myself as:												
IYS Question B12	6th Grade			8th Grade			11th Grade			All Grades		
	TOTAL	Male	Female	TOTAL	Male	Female	TOTAL	Male	Female	TOTAL	Male	Female
Very underweight	5%	6%	4%	2%	3%	2%	1%	1%	1%	3%	3%	2%
Slightly underweight	18%	19%	18%	15%	16%	14%	13%	15%	11%	16%	17%	14%
About the right weight	55%	53%	58%	59%	58%	61%	63%	62%	63%	59%	58%	61%
Slightly overweight	19%	20%	19%	20%	20%	20%	20%	19%	22%	20%	19%	20%
Very overweight	2%	2%	2%	3%	3%	3%	3%	3%	3%	3%	3%	3%
Percent who answered question	98%	98%	98%	99%	99%	99%	99%	99%	99%	98%	99%	99%



Iowa Youth Survey • State of Iowa Results (weighted)												
During the past 30 days, how many times have you been absent from school because of illness?												
IYS Question B13	6th Grade			8th Grade			11th Grade			All Grades		
	TOTAL	Male	Female	TOTAL	Male	Female	TOTAL	Male	Female	TOTAL	Male	Female
None	68%	69%	67%	67%	69%	65%	60%	65%	56%	65%	68%	63%
1 time	17%	17%	17%	17%	16%	18%	19%	17%	20%	18%	17%	19%
2 times	8%	8%	9%	9%	8%	9%	11%	10%	12%	9%	9%	10%
3 – 5 times	5%	5%	5%	6%	5%	6%	7%	6%	9%	6%	5%	7%
6 – 10 times	1%	1%	1%	1%	1%	1%	2%	1%	2%	1%	1%	1%
11+ times	0%	0%	0%	1%	1%	0%	1%	1%	1%	1%	1%	1%
Percent who answered question	98%	99%	99%	99%	99%	99%	99%	99%	99%	99%	99%	99%

Iowa Youth Survey • State of Iowa Results (weighted)												
During the last three weeks, how many times have you skipped or “cut” classes or school days?												
IYS Question B14	6th Grade			8th Grade			11th Grade			All Grades		
	TOTAL	Male	Female	TOTAL	Male	Female	TOTAL	Male	Female	TOTAL	Male	Female
None	93%	92%	93%	91%	91%	91%	79%	78%	80%	87%	87%	88%
1 time	4%	5%	4%	5%	5%	5%	9%	9%	9%	6%	6%	6%
2 times	2%	2%	1%	2%	2%	2%	5%	5%	5%	3%	3%	3%
3 – 5 times	1%	1%	1%	1%	1%	1%	4%	4%	4%	2%	2%	2%
6 – 10 times	0%	0%	0%	0%	0%	0%	1%	1%	1%	1%	1%	1%
11+ times	0%	0%	0%	1%	1%	0%	1%	2%	1%	1%	1%	1%
Percent who answered question	98%	99%	99%	99%	99%	99%	99%	99%	99%	99%	99%	99%

Iowa Youth Survey • State of Iowa Results (weighted)												
About how often in the last three weeks have any of your classroom teachers had to stop teaching in order to deal with a major student disruption or behavior problem?												
IYS Question B15	6th Grade			8th Grade			11th Grade			All Grades		
	TOTAL	Male	Female	TOTAL	Male	Female	TOTAL	Male	Female	TOTAL	Male	Female
0 times	30%	33%	28%	26%	27%	24%	36%	37%	34%	31%	32%	29%
1 or 2 times	37%	37%	36%	36%	37%	35%	38%	38%	39%	37%	37%	37%
3 – 5 times	19%	17%	20%	20%	18%	22%	15%	15%	16%	18%	17%	19%
6 – 9 times	6%	5%	7%	7%	6%	8%	5%	4%	5%	6%	5%	7%
10 or more times	8%	8%	8%	11%	11%	11%	6%	7%	5%	8%	9%	8%
Percent who answered question	98%	99%	99%	99%	99%	99%	99%	99%	99%	99%	99%	99%

Iowa Youth Survey • State of Iowa Results (weighted)												
During the past 30 days, on the days you smoked, how many cigarettes did you smoke per day?												
IYS Question B16	6th Grade			8th Grade			11th Grade			All Grades		
	TOTAL	Male	Female	TOTAL	Male	Female	TOTAL	Male	Female	TOTAL	Male	Female
I have never tried cigarette smoking, not even a few puffs	95%	94%	96%	87%	87%	87%	67%	66%	67%	82%	82%	83%
I did not smoke cigarettes during the past 30 days	4%	4%	3%	8%	8%	8%	17%	16%	17%	10%	10%	9%
Less than 1 cigarette per day	0%	1%	0%	2%	2%	2%	4%	4%	4%	2%	2%	2%
1 cigarette per day	0%	0%	0%	1%	1%	1%	2%	2%	2%	1%	1%	1%
2 to 5 per day	0%	0%	0%	1%	1%	1%	5%	5%	6%	2%	2%	3%
6 to 10 per day	0%	0%	0%	0%	0%	0%	3%	3%	3%	1%	1%	1%
11 to 20 per day	0%	0%	0%	0%	0%	0%	2%	2%	1%	1%	1%	1%
More than 20 per day	0%	0%	0%	1%	1%	0%	1%	2%	1%	1%	1%	0%
Percent who answered question	98%	98%	98%	99%	99%	99%	99%	99%	99%	98%	99%	99%

Iowa Youth Survey • State of Iowa Results (weighted)												
Have you ever tried to quit smoking cigarettes?												
IYS Question B17	6th Grade			8th Grade			11th Grade			All Grades		
	TOTAL	Male	Female	TOTAL	Male	Female	TOTAL	Male	Female	TOTAL	Male	Female
I have never smoked cigarettes	96%	95%	97%	90%	89%	90%	74%	74%	75%	86%	86%	87%
No	2%	2%	2%	5%	5%	5%	14%	14%	13%	7%	8%	7%
Once	1%	1%	1%	3%	3%	3%	7%	7%	7%	4%	4%	4%
Twice	0%	0%	0%	1%	1%	1%	3%	2%	3%	1%	1%	1%
Three or more times	0%	1%	0%	1%	1%	1%	3%	3%	3%	1%	2%	1%
Percent who answered question	98%	98%	98%	98%	99%	99%	99%	99%	99%	98%	98%	99%

Iowa Youth Survey • State of Iowa Results (weighted)												
How old were you (if ever) when you first smoked a whole cigarette for the first time?												
IYS Question B18	6th Grade			8th Grade			11th Grade			All Grades		
	TOTAL	Male	Female	TOTAL	Male	Female	TOTAL	Male	Female	TOTAL	Male	Female
Never	97%	96%	98%	89%	89%	89%	69%	68%	70%	84%	84%	85%
8 or younger	1%	1%	1%	2%	2%	2%	3%	3%	2%	2%	2%	1%
9 or 10	1%	1%	1%	2%	2%	2%	3%	3%	2%	2%	2%	2%
11 or 12	1%	1%	1%	4%	3%	4%	5%	5%	5%	3%	3%	3%
13 or 14	0%	0%	0%	4%	4%	4%	9%	9%	9%	4%	4%	5%
15 or 16	0%	0%	0%	0%	0%	0%	11%	11%	12%	4%	4%	4%
17 or older	0%	0%	0%	0%	0%	0%	1%	1%	1%	0%	0%	0%
Percent who answered question	98%	98%	99%	99%	99%	99%	99%	99%	99%	99%	99%	99%

Iowa Youth Survey • State of Iowa Results (weighted)												
How old were you (if ever) when you first drank (more than a few sips) of alcohol (beer, wine, liquor)?												
IYS Question B19	6th Grade			8th Grade			11th Grade			All Grades		
	TOTAL	Male	Female	TOTAL	Male	Female	TOTAL	Male	Female	TOTAL	Male	Female
Never	86%	82%	89%	69%	68%	71%	37%	37%	37%	64%	62%	65%
8 or younger	5%	7%	4%	5%	6%	4%	3%	5%	2%	5%	6%	3%
9 or 10	4%	5%	3%	4%	5%	4%	3%	4%	2%	4%	5%	3%
11 or 12	4%	5%	3%	9%	9%	9%	7%	7%	6%	7%	7%	6%
13 or 14	0%	0%	0%	12%	11%	12%	20%	19%	22%	11%	10%	11%
15 or 16	0%	0%	0%	0%	0%	0%	28%	26%	30%	10%	9%	10%
17 or older	0%	0%	0%	0%	0%	0%	2%	2%	1%	1%	1%	1%
Percent who answered question	98%	98%	98%	98%	98%	99%	98%	98%	99%	98%	98%	99%

Iowa Youth Survey • State of Iowa Results (weighted)												
How old were you (if ever) when you first tried marijuana (pot, grass, hash, bud, weed)?												
IYS Question B20	6th Grade			8th Grade			11th Grade			All Grades		
	TOTAL	Male	Female	TOTAL	Male	Female	TOTAL	Male	Female	TOTAL	Male	Female
Never	99%	98%	99%	93%	93%	94%	72%	70%	75%	88%	87%	89%
8 or younger	0%	1%	0%	1%	1%	0%	1%	2%	0%	1%	1%	0%
9 or 10	0%	0%	0%	1%	1%	0%	1%	1%	1%	1%	1%	0%
11 or 12	0%	1%	0%	2%	2%	2%	3%	3%	2%	2%	2%	2%
13 or 14	0%	0%	0%	3%	3%	3%	9%	9%	9%	4%	4%	4%
15 or 16	0%	0%	0%	0%	0%	0%	13%	13%	13%	4%	4%	5%
17 or older	0%	0%	0%	0%	0%	0%	1%	1%	0%	0%	0%	0%
Percent who answered question	97%	98%	98%	98%	98%	99%	98%	98%	98%	98%	98%	98%

Iowa Youth Survey • State of Iowa Results (weighted)												
How old were you (if ever) when you first tried sniffing glue, breathing the contents of aerosol spray cans, inhaling any other gases or spray in order to get high?												
IYS Question B21	6th Grade			8th Grade			11th Grade			All Grades		
	TOTAL	Male	Female	TOTAL	Male	Female	TOTAL	Male	Female	TOTAL	Male	Female
Never	95%	94%	95%	92%	92%	92%	91%	91%	92%	92%	92%	93%
8 or younger	2%	3%	2%	2%	3%	2%	2%	3%	1%	2%	3%	2%
9 or 10	1%	1%	1%	1%	2%	1%	1%	1%	1%	1%	1%	1%
11 or 12	1%	2%	1%	2%	2%	3%	2%	2%	2%	2%	2%	2%
13 or 14	0%	0%	0%	2%	2%	3%	2%	2%	3%	2%	1%	2%
15 or 16	0%	0%	0%	0%	0%	0%	2%	2%	2%	1%	1%	1%
17 or older	0%	0%	0%	0%	0%	0%	0%	0%	0%	0%	0%	0%
Percent who answered question	98%	98%	98%	99%	98%	99%	99%	99%	99%	98%	98%	99%

Iowa Youth Survey • State of Iowa Results (weighted)												
How old were you (if ever) when you first tried methamphetamines (crank, ice)?												
IYS Question B22	6th Grade			8th Grade			11th Grade			All Grades		
	TOTAL	Male	Female	TOTAL	Male	Female	TOTAL	Male	Female	TOTAL	Male	Female
Never	99%	99%	99%	99%	99%	99%	98%	97%	98%	98%	98%	99%
8 or younger	0%	0%	0%	0%	1%	0%	1%	1%	0%	1%	1%	0%
9 or 10	0%	0%	0%	0%	0%	0%	0%	0%	0%	0%	0%	0%
11 or 12	0%	0%	0%	0%	0%	0%	0%	0%	0%	0%	0%	0%
13 or 14	0%	0%	0%	0%	0%	0%	1%	0%	1%	0%	0%	0%
15 or 16	0%	0%	0%	0%	0%	0%	1%	1%	1%	0%	0%	0%
17 or older	0%	0%	0%	0%	0%	0%	0%	0%	0%	0%	0%	0%
Percent who answered question	97%	98%	98%	99%	98%	99%	99%	99%	99%	98%	98%	99%

Iowa Youth Survey • State of Iowa Results (weighted)												
How old were you (if ever) when you first tried cocaine (coke, rock, crack)?												
IYS Question B23	6th Grade			8th Grade			11th Grade			All Grades		
	TOTAL	Male	Female	TOTAL	Male	Female	TOTAL	Male	Female	TOTAL	Male	Female
Never	99%	99%	99%	99%	98%	99%	96%	95%	96%	98%	97%	98%
8 or younger	0%	0%	0%	0%	1%	0%	1%	1%	0%	1%	1%	0%
9 or 10	0%	0%	0%	0%	0%	0%	0%	0%	0%	0%	0%	0%
11 or 12	0%	0%	0%	0%	0%	0%	0%	0%	0%	0%	0%	0%
13 or 14	0%	0%	0%	0%	0%	0%	1%	1%	1%	0%	0%	0%
15 or 16	0%	0%	0%	0%	0%	0%	2%	2%	2%	1%	1%	1%
17 or older	0%	0%	0%	0%	0%	0%	0%	0%	0%	0%	0%	0%
Percent who answered question	98%	98%	98%	98%	98%	99%	99%	99%	99%	98%	98%	99%

Iowa Youth Survey • State of Iowa Results (weighted)												
How old were you (if ever) when you first tried amphetamines other than methamphetamines (like stimulants, uppers, speed)?												
IYS Question B24	6th Grade			8th Grade			11th Grade			All Grades		
	TOTAL	Male	Female	TOTAL	Male	Female	TOTAL	Male	Female	TOTAL	Male	Female
Never	99%	99%	99%	99%	98%	99%	94%	94%	95%	97%	97%	97%
8 or younger	0%	0%	0%	0%	1%	0%	1%	1%	0%	1%	1%	0%
9 or 10	0%	0%	0%	0%	0%	0%	0%	0%	0%	0%	0%	0%
11 or 12	0%	0%	0%	0%	0%	0%	0%	0%	0%	0%	0%	0%
13 or 14	0%	0%	0%	0%	0%	0%	1%	1%	2%	1%	1%	1%
15 or 16	0%	0%	0%	0%	0%	0%	3%	3%	3%	1%	1%	1%
17 or older	0%	0%	0%	0%	0%	0%	0%	0%	0%	0%	0%	0%
Percent who answered question	97%	98%	98%	98%	98%	99%	99%	99%	99%	98%	98%	99%

Iowa Youth Survey • State of Iowa Results (weighted)												
During the past 30 days, on how many days did you carry a weapon such as a gun, knife, or club on school property?												
IYS Question B25	6th Grade			8th Grade			11th Grade			All Grades		
	TOTAL	Male	Female	TOTAL	Male	Female	TOTAL	Male	Female	TOTAL	Male	Female
0 days	98%	96%	99%	96%	94%	98%	94%	90%	98%	96%	93%	98%
1 day	1%	2%	1%	2%	3%	1%	2%	3%	1%	2%	3%	1%
2 or 3 days	0%	1%	0%	1%	1%	0%	1%	2%	0%	1%	1%	0%
4 or 5 days	0%	0%	0%	0%	0%	0%	0%	1%	0%	0%	0%	0%
6 or more days	0%	1%	0%	1%	2%	1%	3%	4%	1%	1%	2%	1%
Percent who answered question	98%	99%	99%	99%	99%	99%	99%	99%	99%	98%	99%	99%

Iowa Youth Survey • State of Iowa Results (weighted)												
During the last 30 days, on how many days did you have 5 or more drinks of alcohol (glasses, bottles or cans of beer; glasses of wine, liquor, mixed drinks) in a row, that is within a couple of hours?												
IYS Question B26	6th Grade			8th Grade			11th Grade			All Grades		
	TOTAL	Male	Female	TOTAL	Male	Female	TOTAL	Male	Female	TOTAL	Male	Female
0 days	98%	97%	98%	92%	92%	92%	73%	71%	74%	87%	87%	88%
1 day	1%	1%	1%	4%	4%	4%	9%	8%	9%	5%	5%	5%
2 days	0%	0%	0%	2%	1%	2%	6%	6%	6%	3%	3%	3%
3 to 5 days	0%	0%	0%	1%	1%	1%	6%	7%	6%	3%	3%	3%
6 to 9 days	0%	0%	0%	1%	1%	1%	3%	4%	3%	1%	1%	1%
10 to 19 days	0%	0%	0%	0%	0%	0%	2%	2%	1%	1%	1%	1%
20 or more days	0%	0%	0%	1%	1%	0%	1%	2%	1%	1%	1%	1%
Percent who answered question	98%	98%	98%	99%	99%	99%	99%	99%	99%	98%	99%	99%

Iowa Youth Survey • State of Iowa Results (weighted)												
In the last 30 days, how many days have you driven a car or other motor vehicle after using any amount of alcohol or other drugs?												
IYS Question B27	6th Grade			8th Grade			11th Grade			All Grades		
	TOTAL	Male	Female	TOTAL	Male	Female	TOTAL	Male	Female	TOTAL	Male	Female
I don't drive	85%	81%	89%	71%	65%	78%	17%	17%	17%	57%	54%	60%
0 days	14%	17%	10%	26%	32%	21%	73%	71%	75%	38%	40%	36%
1 to 2 days	1%	1%	0%	1%	2%	1%	6%	7%	6%	3%	3%	3%
3 to 5 days	0%	0%	0%	0%	0%	0%	2%	2%	1%	1%	1%	1%
6 or more days	0%	1%	0%	1%	1%	0%	2%	3%	1%	1%	2%	1%
Percent who answered question	98%	98%	98%	99%	99%	99%	99%	99%	99%	98%	99%	99%

Iowa Youth Survey • State of Iowa Results (weighted)												
In the past 30 days, on how many days have you smoked cigarettes?												
IYS Question B28	6th Grade			8th Grade			11th Grade			All Grades		
	TOTAL	Male	Female	TOTAL	Male	Female	TOTAL	Male	Female	TOTAL	Male	Female
0 days	99%	98%	99%	94%	94%	94%	82%	82%	83%	91%	91%	91%
1 – 2 days	1%	1%	1%	3%	3%	3%	5%	4%	5%	3%	3%	3%
3 – 5 days	0%	0%	0%	1%	1%	1%	2%	2%	2%	1%	1%	1%
6 – 9 days	0%	0%	0%	0%	0%	1%	1%	1%	1%	1%	1%	1%
10 – 19 days	0%	0%	0%	0%	0%	0%	2%	2%	2%	1%	1%	1%
20 – 29 days	0%	0%	0%	0%	0%	0%	2%	2%	2%	1%	1%	1%
30 days	0%	0%	0%	1%	1%	1%	7%	7%	6%	3%	3%	3%
Percent who answered question	98%	98%	98%	99%	99%	99%	99%	99%	99%	98%	98%	99%



Iowa Youth Survey • State of Iowa Results (weighted)												
In the past 30 days, on how many days have you smoked cigars?												
IYS Question B29	6th Grade			8th Grade			11th Grade			All Grades		
	TOTAL	Male	Female	TOTAL	Male	Female	TOTAL	Male	Female	TOTAL	Male	Female
0 days	99%	99%	100%	98%	97%	99%	89%	84%	95%	95%	93%	97%
1 – 2 days	0%	1%	0%	1%	2%	1%	6%	9%	4%	3%	4%	2%
3 – 5 days	0%	0%	0%	0%	1%	0%	2%	3%	1%	1%	1%	0%
6 – 9 days	0%	0%	0%	0%	0%	0%	1%	2%	0%	0%	1%	0%
10 – 19 days	0%	0%	0%	0%	0%	0%	1%	1%	0%	0%	0%	0%
20 – 29 days	0%	0%	0%	0%	0%	0%	0%	0%	0%	0%	0%	0%
30 days	0%	0%	0%	0%	1%	0%	1%	1%	0%	0%	1%	0%
Percent who answered question	97%	98%	98%	98%	98%	99%	98%	98%	99%	98%	98%	98%

Iowa Youth Survey • State of Iowa Results (weighted)												
In the past 30 days, on how many days have you had at least one drink of alcohol (glass, bottle or can of beer; glass of wine, liquor or mixed drink)?												
IYS Question B30	6th Grade			8th Grade			11th Grade			All Grades		
	TOTAL	Male	Female	TOTAL	Male	Female	TOTAL	Male	Female	TOTAL	Male	Female
0 days	95%	94%	96%	85%	85%	85%	64%	64%	65%	81%	81%	81%
1 – 2 days	4%	5%	3%	10%	10%	11%	19%	17%	20%	11%	11%	11%
3 – 5 days	1%	1%	0%	2%	2%	2%	8%	8%	7%	4%	4%	4%
6 – 9 days	0%	0%	0%	1%	1%	1%	5%	5%	4%	2%	2%	2%
10 – 19 days	0%	0%	0%	1%	1%	1%	3%	3%	2%	1%	1%	1%
20 – 29 days	0%	0%	0%	0%	0%	0%	1%	1%	1%	0%	0%	0%
30 days	0%	0%	0%	1%	1%	1%	1%	2%	1%	1%	1%	1%
Percent who answered question	98%	98%	98%	98%	98%	99%	99%	99%	99%	98%	98%	99%

Iowa Youth Survey • State of Iowa Results (weighted)												
In the past 30 days, on how many days have you used marijuana (pot, grass, hash, bud, weed)?												
IYS Question B31	6th Grade			8th Grade			11th Grade			All Grades		
	TOTAL	Male	Female	TOTAL	Male	Female	TOTAL	Male	Female	TOTAL	Male	Female
0 days	99%	99%	100%	97%	96%	97%	87%	85%	89%	94%	93%	95%
1 – 2 days	0%	0%	0%	2%	2%	1%	5%	5%	5%	2%	2%	2%
3 – 5 days	0%	0%	0%	1%	1%	1%	2%	2%	2%	1%	1%	1%
6 – 9 days	0%	0%	0%	0%	0%	0%	1%	2%	1%	1%	1%	1%
10 – 19 days	0%	0%	0%	0%	0%	0%	1%	2%	1%	1%	1%	1%
20 – 29 days	0%	0%	0%	0%	0%	0%	1%	1%	1%	0%	1%	0%
30 days	0%	0%	0%	1%	1%	0%	2%	3%	1%	1%	1%	1%
Percent who answered question	98%	98%	98%	98%	98%	99%	99%	99%	99%	98%	98%	99%

Iowa Youth Survey • State of Iowa Results (weighted)												
In the past 30 days, on how many days have you sniffed glue, breathed the contents of gases or sprays in order to get high?												
IYS Question B32	6th Grade			8th Grade			11th Grade			All Grades		
	TOTAL	Male	Female	TOTAL	Male	Female	TOTAL	Male	Female	TOTAL	Male	Female
0 days	97%	97%	98%	96%	97%	96%	98%	97%	98%	97%	97%	97%
1 – 2 days	2%	2%	2%	2%	2%	3%	1%	1%	1%	2%	2%	2%
3 – 5 days	0%	0%	0%	1%	0%	1%	0%	0%	0%	0%	0%	0%
6 – 9 days	0%	0%	0%	0%	0%	0%	0%	0%	0%	0%	0%	0%
10 – 19 days	0%	0%	0%	0%	0%	0%	0%	0%	0%	0%	0%	0%
20 – 29 days	0%	0%	0%	0%	0%	0%	0%	0%	0%	0%	0%	0%
30 days	0%	0%	0%	0%	0%	0%	1%	1%	0%	0%	1%	0%
Percent who answered question	97%	98%	98%	98%	98%	99%	99%	98%	99%	98%	98%	98%

Iowa Youth Survey • State of Iowa Results (weighted)												
In the past 30 days, on how many days have you used methamphetamines (crank, ice)?												
IYS Question B33	6th Grade			8th Grade			11th Grade			All Grades		
	TOTAL	Male	Female	TOTAL	Male	Female	TOTAL	Male	Female	TOTAL	Male	Female
0 days	100%	100%	100%	99%	99%	99%	99%	98%	99%	99%	99%	99%
1 – 2 days	0%	0%	0%	0%	0%	0%	0%	0%	0%	0%	0%	0%
3 – 5 days	0%	0%	0%	0%	0%	0%	0%	0%	0%	0%	0%	0%
6 – 9 days	0%	0%	0%	0%	0%	0%	0%	0%	0%	0%	0%	0%
10 – 19 days	0%	0%	0%	0%	0%	0%	0%	0%	0%	0%	0%	0%
20 – 29 days	0%	0%	0%	0%	0%	0%	0%	0%	0%	0%	0%	0%
30 days	0%	0%	0%	0%	0%	0%	1%	1%	0%	0%	1%	0%
Percent who answered question	97%	97%	97%	98%	98%	99%	99%	98%	99%	98%	98%	98%

Iowa Youth Survey • State of Iowa Results (weighted)												
In the past 30 days, on how many days have you used cocaine (coke, rock, crack)?												
IYS Question B34	6th Grade			8th Grade			11th Grade			All Grades		
	TOTAL	Male	Female	TOTAL	Male	Female	TOTAL	Male	Female	TOTAL	Male	Female
0 days	99%	99%	100%	99%	99%	99%	98%	97%	99%	99%	98%	99%
1 – 2 days	0%	0%	0%	0%	0%	0%	1%	1%	0%	0%	0%	0%
3 – 5 days	0%	0%	0%	0%	0%	0%	0%	0%	0%	0%	0%	0%
6 – 9 days	0%	0%	0%	0%	0%	0%	0%	0%	0%	0%	0%	0%
10 – 19 days	0%	0%	0%	0%	0%	0%	0%	0%	0%	0%	0%	0%
20 – 29 days	0%	0%	0%	0%	0%	0%	0%	0%	0%	0%	0%	0%
30 days	0%	0%	0%	0%	0%	0%	1%	1%	0%	0%	1%	0%
Percent who answered question	97%	97%	97%	98%	98%	99%	98%	98%	99%	98%	98%	98%

Iowa Youth Survey • State of Iowa Results (weighted)												
In the past 30 days, on how many days have you used amphetamines other than methamphetamines (like stimulants, uppers, speed)?												
IYS Question B35	6th Grade			8th Grade			11th Grade			All Grades		
	TOTAL	Male	Female	TOTAL	Male	Female	TOTAL	Male	Female	TOTAL	Male	Female
0 days	100%	99%	100%	99%	99%	99%	98%	97%	98%	99%	98%	99%
1 – 2 days	0%	0%	0%	0%	0%	0%	1%	1%	1%	1%	0%	1%
3 – 5 days	0%	0%	0%	0%	0%	0%	0%	0%	0%	0%	0%	0%
6 – 9 days	0%	0%	0%	0%	0%	0%	0%	0%	0%	0%	0%	0%
10 – 19 days	0%	0%	0%	0%	0%	0%	0%	0%	0%	0%	0%	0%
20 – 29 days	0%	0%	0%	0%	0%	0%	0%	0%	0%	0%	0%	0%
30 days	0%	0%	0%	0%	0%	0%	1%	1%	0%	0%	1%	0%
Percent who answered question	97%	97%	97%	98%	98%	99%	98%	98%	99%	98%	98%	98%

Iowa Youth Survey • State of Iowa Results (weighted)												
In the past 30 days, on how many days have you used prescription medications that were not prescribed for you by your doctor?												
IYS Question B36	6th Grade			8th Grade			11th Grade			All Grades		
	TOTAL	Male	Female	TOTAL	Male	Female	TOTAL	Male	Female	TOTAL	Male	Female
0 days	98%	98%	98%	96%	97%	95%	93%	93%	93%	95%	96%	95%
1 – 2 days	1%	1%	1%	2%	2%	3%	4%	3%	4%	2%	2%	3%
3 – 5 days	0%	0%	0%	1%	0%	1%	2%	2%	2%	1%	1%	1%
6 – 9 days	0%	0%	0%	0%	0%	0%	1%	1%	1%	0%	0%	0%
10 – 19 days	0%	0%	0%	0%	0%	0%	0%	0%	0%	0%	0%	0%
20 – 29 days	0%	0%	0%	0%	0%	0%	0%	0%	0%	0%	0%	0%
30 days	0%	0%	0%	0%	1%	0%	1%	1%	0%	1%	1%	0%
Percent who answered question	98%	98%	98%	99%	98%	99%	99%	99%	99%	98%	98%	99%

Iowa Youth Survey • State of Iowa Results (weighted)												
In the past 30 days, on how many days have you used over the counter medications different from the directions?												
IYS Question B37	6th Grade			8th Grade			11th Grade			All Grades		
	TOTAL	Male	Female	TOTAL	Male	Female	TOTAL	Male	Female	TOTAL	Male	Female
0 days	98%	98%	98%	96%	97%	95%	93%	93%	93%	96%	96%	95%
1 – 2 days	1%	1%	1%	2%	2%	3%	3%	3%	4%	2%	2%	3%
3 – 5 days	0%	0%	0%	1%	1%	1%	1%	1%	2%	1%	1%	1%
6 – 9 days	0%	0%	0%	0%	0%	0%	1%	1%	1%	0%	0%	0%
10 – 19 days	0%	0%	0%	0%	0%	0%	0%	0%	0%	0%	0%	0%
20 – 29 days	0%	0%	0%	0%	0%	0%	0%	0%	0%	0%	0%	0%
30 days	0%	0%	0%	0%	1%	0%	1%	1%	0%	1%	1%	0%
Percent who answered question	97%	97%	97%	98%	98%	99%	99%	99%	99%	98%	98%	98%

Iowa Youth Survey • State of Iowa Results (weighted)												
On how many of the last 30 days have you used smokeless tobacco (chewing tobacco, snuff, plug, dipping tobacco)?												
IYS Question B38	6th Grade			8th Grade			11th Grade			All Grades		
	TOTAL	Male	Female	TOTAL	Male	Female	TOTAL	Male	Female	TOTAL	Male	Female
Have never used	99%	98%	99%	96%	94%	98%	85%	76%	94%	93%	89%	97%
Used, but not last 30 days	1%	1%	0%	3%	4%	2%	8%	12%	4%	4%	6%	2%
1 – 2 days	0%	0%	0%	1%	1%	0%	2%	3%	1%	1%	1%	0%
3 – 5 days	0%	0%	0%	0%	0%	0%	1%	2%	0%	0%	1%	0%
6 – 9 days	0%	0%	0%	0%	0%	0%	1%	1%	0%	0%	1%	0%
10 – 19 days	0%	0%	0%	0%	0%	0%	1%	2%	0%	0%	1%	0%
20 – 29 days	0%	0%	0%	0%	0%	0%	1%	1%	0%	0%	0%	0%
30 days	0%	0%	0%	0%	1%	0%	2%	4%	0%	1%	2%	0%
Percent who answered question	98%	98%	98%	99%	99%	99%	99%	99%	99%	98%	98%	99%

Iowa Youth Survey • State of Iowa Results (weighted)												
On how many of the last 30 days have you taken steroid pills or shots without a doctor's prescription?												
IYS Question B39	6th Grade			8th Grade			11th Grade			All Grades		
	TOTAL	Male	Female	TOTAL	Male	Female	TOTAL	Male	Female	TOTAL	Male	Female
Have never used	99%	99%	99%	99%	99%	99%	98%	97%	99%	99%	98%	99%
Used, but not last 30 days	0%	0%	0%	1%	1%	1%	1%	1%	1%	1%	1%	0%
1 – 2 days	0%	0%	0%	0%	0%	0%	0%	0%	0%	0%	0%	0%
3 – 5 days	0%	0%	0%	0%	0%	0%	0%	0%	0%	0%	0%	0%
6 – 9 days	0%	0%	0%	0%	0%	0%	0%	0%	0%	0%	0%	0%
10 – 19 days	0%	0%	0%	0%	0%	0%	0%	0%	0%	0%	0%	0%
20 – 29 days	0%	0%	0%	0%	0%	0%	0%	0%	0%	0%	0%	0%
30 days	0%	0%	0%	0%	0%	0%	1%	1%	0%	0%	1%	0%
Percent who answered question	98%	98%	98%	98%	98%	99%	99%	99%	99%	98%	98%	99%

Iowa Youth Survey • State of Iowa Results (weighted)												
On how many of the last 30 days have you taken any other illegal drug (like barbiturates, heroin, hallucinogens) without a doctor's prescription?												
IYS Question B40	6th Grade			8th Grade			11th Grade			All Grades		
	TOTAL	Male	Female	TOTAL	Male	Female	TOTAL	Male	Female	TOTAL	Male	Female
Have never used	100%	99%	100%	98%	98%	99%	96%	95%	96%	98%	97%	98%
Used, but not last 30 days	0%	0%	0%	1%	1%	1%	2%	2%	2%	1%	1%	1%
1 – 2 days	0%	0%	0%	0%	0%	0%	1%	1%	1%	0%	0%	0%
3 – 5 days	0%	0%	0%	0%	0%	0%	0%	1%	0%	0%	0%	0%
6 – 9 days	0%	0%	0%	0%	0%	0%	0%	0%	0%	0%	0%	0%
10 – 19 days	0%	0%	0%	0%	0%	0%	0%	0%	0%	0%	0%	0%
20 – 29 days	0%	0%	0%	0%	0%	0%	0%	0%	0%	0%	0%	0%
30 days	0%	0%	0%	0%	0%	0%	1%	1%	0%	0%	1%	0%
Percent who answered question	98%	98%	98%	98%	98%	99%	99%	99%	99%	98%	98%	99%

Iowa Youth Survey • State of Iowa Results (weighted)												
Do you feel you are currently dependent (hooked) on alcohol (beer, wine, liquor)?												
IYS Question B41	6th Grade			8th Grade			11th Grade			All Grades		
	TOTAL	Male	Female	TOTAL	Male	Female	TOTAL	Male	Female	TOTAL	Male	Female
Never used alcohol	88%	85%	91%	70%	69%	71%	36%	37%	36%	64%	63%	65%
No	12%	14%	9%	28%	29%	27%	61%	60%	62%	34%	35%	33%
Yes	1%	1%	1%	2%	2%	2%	3%	3%	3%	2%	2%	2%
Percent who answered question	98%	98%	98%	99%	99%	99%	99%	99%	99%	98%	99%	99%

Iowa Youth Survey • State of Iowa Results (weighted)												
Do you feel you are currently dependent (hooked) on any illegal drug that you use without a doctor's prescription?												
IYS Question B42	6th Grade			8th Grade			11th Grade			All Grades		
	TOTAL	Male	Female	TOTAL	Male	Female	TOTAL	Male	Female	TOTAL	Male	Female
Never used any illegal drug	96%	96%	97%	89%	89%	90%	65%	63%	67%	83%	82%	84%
No	4%	4%	3%	10%	10%	9%	33%	35%	31%	16%	17%	15%
Yes	0%	0%	0%	1%	1%	1%	2%	3%	2%	1%	1%	1%
Percent who answered question	98%	98%	98%	99%	99%	99%	99%	99%	99%	98%	98%	99%

Iowa Youth Survey • State of Iowa Results (weighted)												
During the past 12 months how many times have you bet or gambled for money or possessions on sports?												
IYS Question B43	6th Grade			8th Grade			11th Grade			All Grades		
	TOTAL	Male	Female	TOTAL	Male	Female	TOTAL	Male	Female	TOTAL	Male	Female
I did not gamble in the past 12 months	86%	81%	92%	81%	72%	89%	83%	73%	93%	83%	75%	91%
One time	7%	10%	4%	10%	13%	6%	7%	11%	4%	8%	11%	5%
Two or three times	3%	5%	2%	6%	8%	3%	6%	10%	2%	5%	8%	2%
Four to nine times	1%	2%	1%	2%	3%	1%	2%	3%	0%	2%	3%	1%
More than ten times	2%	3%	1%	2%	4%	1%	2%	4%	1%	2%	4%	1%
Percent who answered question	96%	97%	96%	98%	98%	98%	99%	98%	99%	97%	98%	98%

<b>Iowa Youth Survey • State of Iowa Results (weighted)</b>												
<b>During the past 12 months how many times have you bet or gambled for money or possessions on card games with friends or family?</b>												
<b>IYS Question B44</b>	<b>6th Grade</b>			<b>8th Grade</b>			<b>11th Grade</b>			<b>All Grades</b>		
	<b>TOTAL</b>	<b>Male</b>	<b>Female</b>	<b>TOTAL</b>	<b>Male</b>	<b>Female</b>	<b>TOTAL</b>	<b>Male</b>	<b>Female</b>	<b>TOTAL</b>	<b>Male</b>	<b>Female</b>
<b>I did not gamble in the past 12 months</b>	78%	74%	82%	72%	67%	77%	75%	66%	84%	75%	69%	81%
<b>One time</b>	11%	12%	10%	13%	14%	12%	9%	11%	7%	11%	12%	10%
<b>Two or three times</b>	6%	7%	5%	9%	11%	7%	9%	12%	6%	8%	10%	6%
<b>Four to nine times</b>	2%	2%	1%	3%	4%	2%	3%	5%	2%	3%	4%	2%
<b>More than ten times</b>	3%	4%	2%	3%	5%	2%	3%	6%	1%	3%	5%	2%
<b>Percent who answered question</b>	96%	96%	96%	98%	98%	98%	98%	98%	99%	97%	97%	98%

<b>Iowa Youth Survey • State of Iowa Results (weighted)</b>												
<b>During the past 12 months how many times have you bet or gambled for money or possessions on the internet?</b>												
<b>IYS Question B45</b>	<b>6th Grade</b>			<b>8th Grade</b>			<b>11th Grade</b>			<b>All Grades</b>		
	<b>TOTAL</b>	<b>Male</b>	<b>Female</b>	<b>TOTAL</b>	<b>Male</b>	<b>Female</b>	<b>TOTAL</b>	<b>Male</b>	<b>Female</b>	<b>TOTAL</b>	<b>Male</b>	<b>Female</b>
<b>I did not gamble in the past 12 months</b>	92%	91%	93%	93%	91%	95%	95%	92%	97%	93%	92%	95%
<b>One time</b>	2%	3%	2%	2%	3%	2%	2%	2%	1%	2%	3%	2%
<b>Two or three times</b>	1%	1%	1%	1%	2%	1%	1%	2%	1%	1%	2%	1%
<b>Four to nine times</b>	1%	1%	1%	1%	1%	0%	1%	1%	0%	1%	1%	0%
<b>More than ten times</b>	3%	4%	3%	3%	3%	2%	2%	3%	1%	3%	3%	2%
<b>Percent who answered question</b>	95%	95%	95%	96%	96%	97%	97%	97%	98%	96%	96%	97%



Iowa Youth Survey • State of Iowa Results (weighted)												
During the past 12 months how many times have you bet or gambled for money or possessions on personal skill games such as pool, bowling or dominoes?												
IYS Question B46	6th Grade			8th Grade			11th Grade			All Grades		
	TOTAL	Male	Female	TOTAL	Male	Female	TOTAL	Male	Female	TOTAL	Male	Female
I did not gamble in the past 12 months	85%	82%	89%	82%	75%	88%	84%	76%	92%	84%	78%	90%
One time	7%	8%	5%	9%	11%	7%	6%	8%	4%	7%	9%	5%
Two or three times	3%	4%	3%	5%	7%	3%	6%	8%	3%	5%	7%	3%
Four to nine times	1%	2%	1%	2%	3%	1%	2%	3%	1%	2%	3%	1%
More than ten times	3%	4%	2%	3%	4%	1%	2%	4%	1%	3%	4%	1%
Percent who answered question	96%	96%	96%	97%	97%	98%	98%	98%	99%	97%	97%	98%

Iowa Youth Survey • State of Iowa Results (weighted)												
During the past 12 months how many times have you bet or gambled for money or possessions on video or arcade games?												
IYS Question B47	6th Grade			8th Grade			11th Grade			All Grades		
	TOTAL	Male	Female	TOTAL	Male	Female	TOTAL	Male	Female	TOTAL	Male	Female
I did not gamble in the past 12 months	85%	81%	90%	84%	78%	91%	89%	81%	96%	86%	80%	92%
One time	7%	8%	5%	7%	9%	5%	4%	7%	2%	6%	8%	4%
Two or three times	3%	4%	3%	4%	5%	2%	3%	5%	1%	3%	5%	2%
Four to nine times	1%	2%	1%	1%	2%	1%	1%	2%	0%	1%	2%	1%
More than ten times	4%	6%	2%	3%	5%	1%	2%	4%	1%	3%	5%	1%
Percent who answered question	96%	96%	96%	97%	97%	98%	98%	98%	99%	97%	97%	98%

Iowa Youth Survey • State of Iowa Results (weighted)												
During the past 12 months how many times have you bet or gambled for money or possessions on dice games?												
IYS Question B48	6th Grade			8th Grade			11th Grade			All Grades		
	TOTAL	Male	Female	TOTAL	Male	Female	TOTAL	Male	Female	TOTAL	Male	Female
I did not gamble in the past 12 months	91%	89%	93%	91%	89%	94%	94%	92%	97%	92%	90%	94%
One time	5%	5%	4%	4%	5%	3%	2%	3%	1%	4%	4%	3%
Two or three times	2%	2%	2%	2%	3%	2%	2%	2%	1%	2%	2%	1%
Four to nine times	1%	1%	1%	1%	1%	1%	1%	1%	0%	1%	1%	1%
More than ten times	2%	2%	1%	2%	2%	1%	1%	2%	0%	2%	2%	1%
Percent who answered question	95%	96%	95%	97%	97%	97%	98%	98%	98%	97%	97%	97%

Iowa Youth Survey • State of Iowa Results (weighted)												
During the past 12 months how many times have you bet or gambled for money or possessions on lottery scratch off tickets or numbers?												
IYS Question B49	6th Grade			8th Grade			11th Grade			All Grades		
	TOTAL	Male	Female	TOTAL	Male	Female	TOTAL	Male	Female	TOTAL	Male	Female
I did not gamble in the past 12 months	92%	90%	93%	90%	89%	92%	91%	90%	93%	91%	90%	93%
One time	4%	4%	4%	4%	5%	4%	3%	3%	3%	4%	4%	4%
Two or three times	2%	2%	2%	3%	3%	2%	3%	3%	2%	2%	3%	2%
Four to nine times	1%	1%	1%	1%	1%	1%	1%	1%	1%	1%	1%	1%
More than ten times	1%	2%	1%	2%	2%	1%	2%	2%	1%	2%	2%	1%
Percent who answered question	95%	96%	96%	97%	97%	98%	98%	98%	99%	97%	97%	97%

Iowa Youth Survey • State of Iowa Results (weighted)												
During the past 12 months how many times have you bet or gambled for money or possessions at a casino?												
IYS Question B50	6th Grade			8th Grade			11th Grade			All Grades		
	TOTAL	Male	Female	TOTAL	Male	Female	TOTAL	Male	Female	TOTAL	Male	Female
I did not gamble in the past 12 months	98%	98%	99%	98%	98%	99%	98%	97%	99%	98%	98%	99%
One time	1%	1%	1%	1%	1%	1%	1%	1%	0%	1%	1%	1%
Two or three times	0%	0%	0%	0%	0%	0%	0%	0%	0%	0%	0%	0%
Four to nine times	0%	0%	0%	0%	0%	0%	0%	0%	0%	0%	0%	0%
More than ten times	0%	1%	0%	1%	1%	0%	1%	1%	0%	1%	1%	0%
Percent who answered question	95%	95%	95%	97%	96%	97%	98%	98%	98%	96%	96%	97%

Iowa Youth Survey • State of Iowa Results (weighted)												
In the past 12 months what is the largest amount of money have you won or lost in a single day while gambling (betting)?												
IYS Question B51	6th Grade			8th Grade			11th Grade			All Grades		
	TOTAL	Male	Female	TOTAL	Male	Female	TOTAL	Male	Female	TOTAL	Male	Female
I did not gamble in the past 12 months	80%	73%	87%	68%	58%	78%	69%	55%	83%	72%	62%	83%
Under \$10	14%	18%	10%	21%	25%	16%	19%	24%	13%	18%	22%	13%
\$11 to \$25	3%	5%	1%	5%	8%	3%	6%	9%	2%	5%	7%	2%
\$26 to \$50	1%	2%	1%	3%	4%	1%	3%	5%	1%	2%	4%	1%
\$51 to \$100	1%	1%	0%	1%	2%	1%	2%	3%	0%	1%	2%	1%
More than \$100	1%	2%	1%	2%	3%	1%	3%	4%	1%	2%	3%	1%
Percent who answered question	96%	97%	97%	98%	98%	98%	99%	99%	99%	97%	98%	98%

Iowa Youth Survey • State of Iowa Results (weighted)												
In the past 12 months, how often have you argued with family, friends, or others because of your gambling (betting)?												
IYS Question B52	6th Grade			8th Grade			11th Grade			All Grades		
	TOTAL	Male	Female	TOTAL	Male	Female	TOTAL	Male	Female	TOTAL	Male	Female
I did not gamble in the past 12 months	72%	66%	78%	63%	54%	72%	64%	51%	76%	66%	57%	75%
Never	22%	25%	18%	29%	36%	23%	31%	41%	21%	27%	34%	20%
Rarely	3%	5%	2%	5%	6%	3%	3%	4%	1%	4%	5%	2%
Sometimes	2%	3%	1%	2%	3%	1%	1%	2%	1%	2%	2%	1%
Frequently	0%	1%	0%	1%	1%	1%	1%	1%	0%	1%	1%	0%
Almost all the time	1%	1%	1%	1%	1%	1%	1%	1%	0%	1%	1%	1%
Percent who answered question	97%	97%	97%	98%	98%	99%	99%	99%	99%	98%	98%	98%

Iowa Youth Survey • State of Iowa Results (weighted)												
In the last 12 months, did you make a plan about how you would attempt suicide?												
IYS Question B53	6th Grade			8th Grade			11th Grade			All Grades		
	TOTAL	Male	Female	TOTAL	Male	Female	TOTAL	Male	Female	TOTAL	Male	Female
Yes	5%	5%	5%	10%	7%	13%	12%	9%	15%	9%	7%	11%
No	95%	95%	95%	90%	93%	87%	88%	91%	85%	91%	93%	89%
Percent who answered question	97%	97%	97%	98%	98%	99%	99%	99%	99%	98%	98%	98%

Iowa Youth Survey • State of Iowa Results (weighted)												
Have you ever tried to kill yourself?												
IYS Question B54	6th Grade			8th Grade			11th Grade			All Grades		
	TOTAL	Male	Female	TOTAL	Male	Female	TOTAL	Male	Female	TOTAL	Male	Female
No	94%	94%	94%	90%	93%	87%	87%	91%	83%	90%	92%	88%
Yes, once	4%	4%	4%	6%	5%	8%	7%	5%	9%	6%	5%	7%
Yes, twice	1%	1%	1%	2%	1%	2%	3%	1%	4%	2%	1%	2%
Yes, three or more times	1%	1%	1%	2%	2%	3%	3%	3%	4%	2%	2%	3%
Percent who answered question	98%	98%	98%	98%	99%	99%	99%	99%	99%	98%	98%	99%

Iowa Youth Survey • State of Iowa Results (weighted)												
In the past 12 months, how often have you carried a gun, knife, club, or other weapon to school?												
IYS Question B55	6th Grade			8th Grade			11th Grade			All Grades		
	TOTAL	Male	Female	TOTAL	Male	Female	TOTAL	Male	Female	TOTAL	Male	Female
None	98%	97%	99%	96%	94%	98%	93%	89%	98%	96%	93%	98%
1 or 2 times	1%	2%	1%	3%	4%	1%	3%	5%	1%	2%	4%	1%
3 – 5 times	0%	0%	0%	1%	1%	0%	1%	1%	0%	0%	1%	0%
6 or more times	0%	1%	0%	1%	1%	0%	3%	5%	1%	1%	2%	1%
Percent who answered question	98%	98%	98%	99%	98%	99%	99%	99%	99%	98%	98%	99%

Iowa Youth Survey • State of Iowa Results (weighted)												
In the past 12 months, how often have you used alcohol or other illegal drugs on school property?												
IYS Question B56	6th Grade			8th Grade			11th Grade			All Grades		
	TOTAL	Male	Female	TOTAL	Male	Female	TOTAL	Male	Female	TOTAL	Male	Female
None	99%	99%	100%	97%	97%	97%	91%	90%	92%	96%	95%	96%
1 or 2 times	0%	0%	0%	2%	2%	2%	5%	5%	5%	2%	2%	2%
3 – 5 times	0%	0%	0%	0%	0%	0%	2%	2%	2%	1%	1%	1%
6 or more times	0%	0%	0%	1%	1%	0%	3%	3%	2%	1%	2%	1%
Percent who answered question	98%	98%	98%	98%	98%	99%	99%	98%	99%	98%	98%	99%

Iowa Youth Survey • State of Iowa Results (weighted)												
In the past 12 months, how often have you had your things (clothing, books, bike, car) stolen or deliberately damaged on school property?												
IYS Question B57	6th Grade			8th Grade			11th Grade			All Grades		
	TOTAL	Male	Female	TOTAL	Male	Female	TOTAL	Male	Female	TOTAL	Male	Female
None	86%	84%	87%	76%	75%	77%	75%	74%	77%	79%	77%	80%
1 or 2 times	12%	13%	11%	20%	20%	20%	21%	21%	20%	18%	18%	17%
3 – 5 times	1%	1%	1%	3%	3%	2%	3%	3%	2%	2%	3%	2%
6 or more times	1%	1%	0%	1%	2%	1%	1%	2%	1%	1%	2%	1%
Percent who answered question	98%	98%	98%	98%	98%	99%	99%	98%	99%	98%	98%	99%

Iowa Youth Survey • State of Iowa Results (weighted)												
In the past 12 months, how often have you been disciplined at school for fighting, theft, or damaging property?												
IYS Question B58	6th Grade			8th Grade			11th Grade			All Grades		
	TOTAL	Male	Female	TOTAL	Male	Female	TOTAL	Male	Female	TOTAL	Male	Female
None	93%	89%	96%	88%	84%	92%	92%	90%	95%	91%	88%	94%
1 or 2 times	6%	9%	3%	9%	12%	6%	6%	7%	4%	7%	9%	5%
3 – 5 times	1%	1%	0%	2%	2%	1%	1%	1%	1%	1%	2%	1%
6 or more times	1%	1%	0%	1%	2%	1%	1%	1%	0%	1%	1%	0%
Percent who answered question	97%	98%	98%	98%	98%	99%	99%	98%	99%	98%	98%	99%

Iowa Youth Survey • State of Iowa Results (weighted)												
In the past 12 months, how often have you been threatened or injured by someone with a weapon (like a gun, knife, or club) on school property?												
IYS Question B59	6th Grade			8th Grade			11th Grade			All Grades		
	TOTAL	Male	Female	TOTAL	Male	Female	TOTAL	Male	Female	TOTAL	Male	Female
None	96%	95%	97%	95%	94%	96%	96%	95%	97%	96%	95%	97%
1 or 2 times	3%	4%	2%	4%	4%	3%	3%	4%	2%	3%	4%	2%
3 – 5 times	0%	1%	0%	1%	1%	0%	0%	1%	0%	1%	1%	0%
6 or more times	0%	1%	0%	1%	1%	0%	1%	1%	0%	1%	1%	0%
Percent who answered question	98%	98%	98%	98%	98%	99%	99%	99%	99%	98%	98%	99%

Iowa Youth Survey • State of Iowa Results (weighted)												
In the past 12 months, how often have you been involved in a physical fight on school property?												
IYS Question B60	6th Grade			8th Grade			11th Grade			All Grades		
	TOTAL	Male	Female	TOTAL	Male	Female	TOTAL	Male	Female	TOTAL	Male	Female
None	87%	81%	94%	84%	78%	91%	91%	87%	94%	87%	82%	93%
1 or 2 times	10%	15%	5%	12%	17%	7%	7%	10%	5%	10%	14%	6%
3 – 5 times	2%	2%	1%	2%	3%	1%	1%	2%	1%	2%	2%	1%
6 or more times	1%	2%	0%	1%	2%	1%	1%	2%	0%	1%	2%	1%
Percent who answered question	98%	98%	98%	98%	98%	99%	99%	98%	99%	98%	98%	99%

Iowa Youth Survey • State of Iowa Results (weighted)												
In the past 12 months, how often have you been offered, sold, or given illegal drugs on school property?												
IYS Question B61	6th Grade			8th Grade			11th Grade			All Grades		
	TOTAL	Male	Female	TOTAL	Male	Female	TOTAL	Male	Female	TOTAL	Male	Female
None	99%	98%	99%	95%	95%	96%	89%	86%	91%	94%	93%	95%
1 or 2 times	1%	1%	1%	3%	3%	3%	7%	7%	6%	4%	4%	3%
3 – 5 times	0%	0%	0%	1%	1%	1%	2%	2%	2%	1%	1%	1%
6 or more times	0%	0%	0%	1%	1%	1%	3%	4%	1%	1%	2%	1%
Percent who answered question	98%	98%	98%	98%	98%	99%	99%	98%	99%	98%	98%	99%

Iowa Youth Survey • State of Iowa Results (weighted)												
In the past 12 months, how often have you damaged property just for fun (like breaking windows, scratching a car, etc.)?												
IYS Question B62	6th Grade			8th Grade			11th Grade			All Grades		
	TOTAL	Male	Female	TOTAL	Male	Female	TOTAL	Male	Female	TOTAL	Male	Female
None	97%	95%	98%	92%	90%	94%	92%	89%	95%	93%	91%	95%
1 or 2 times	2%	3%	2%	6%	7%	5%	6%	7%	4%	5%	6%	3%
3 – 5 times	0%	1%	0%	1%	2%	1%	1%	2%	1%	1%	1%	1%
6 or more times	0%	1%	0%	1%	2%	1%	1%	2%	0%	1%	2%	1%
Percent who answered question	98%	98%	98%	98%	98%	99%	99%	99%	99%	98%	98%	99%

Iowa Youth Survey • State of Iowa Results (weighted)												
In the past 12 months, how often have you beaten up on or fought someone because they made you angry?												
IYS Question B63	6th Grade			8th Grade			11th Grade			All Grades		
	TOTAL	Male	Female	TOTAL	Male	Female	TOTAL	Male	Female	TOTAL	Male	Female
None	86%	81%	92%	83%	78%	88%	88%	85%	92%	86%	81%	91%
1 or 2 times	10%	14%	6%	12%	16%	9%	8%	11%	6%	10%	14%	7%
3 – 5 times	2%	3%	1%	3%	3%	2%	2%	2%	1%	2%	3%	1%
6 or more times	2%	2%	1%	2%	3%	1%	2%	2%	1%	2%	3%	1%
Percent who answered question	97%	98%	98%	98%	98%	99%	99%	99%	99%	98%	98%	99%

Iowa Youth Survey • State of Iowa Results (weighted)												
In the past 12 months, how often have you used a weapon, force, or threats to get money or things from someone?												
IYS Question B64	6th Grade			8th Grade			11th Grade			All Grades		
	TOTAL	Male	Female	TOTAL	Male	Female	TOTAL	Male	Female	TOTAL	Male	Female
None	99%	99%	99%	98%	97%	99%	98%	96%	99%	98%	97%	99%
1 or 2 times	1%	1%	0%	1%	2%	1%	1%	2%	1%	1%	1%	1%
3 – 5 times	0%	0%	0%	0%	0%	0%	0%	1%	0%	0%	0%	0%
6 or more times	0%	0%	0%	0%	1%	0%	1%	1%	0%	1%	1%	0%
Percent who answered question	97%	98%	98%	98%	98%	99%	99%	98%	99%	98%	98%	99%

Iowa Youth Survey • State of Iowa Results (weighted)												
In the past 12 months, how often have you verbally threatened to physically harm someone?												
IYS Question B65	6th Grade			8th Grade			11th Grade			All Grades		
	TOTAL	Male	Female	TOTAL	Male	Female	TOTAL	Male	Female	TOTAL	Male	Female
None	94%	92%	96%	84%	82%	85%	78%	73%	82%	85%	82%	87%
1 or 2 times	5%	6%	3%	11%	12%	10%	13%	15%	12%	10%	11%	8%
3 – 5 times	1%	1%	0%	3%	3%	2%	4%	5%	3%	3%	3%	2%
6 or more times	1%	1%	1%	3%	3%	3%	5%	7%	3%	3%	4%	2%
Percent who answered question	97%	98%	98%	98%	98%	99%	99%	99%	99%	98%	98%	99%

Iowa Youth Survey • State of Iowa Results (weighted)												
In the past 12 months, how often have you stolen something?												
IYS Question B66	6th Grade			8th Grade			11th Grade			All Grades		
	TOTAL	Male	Female	TOTAL	Male	Female	TOTAL	Male	Female	TOTAL	Male	Female
None	90%	88%	92%	84%	82%	87%	84%	81%	86%	86%	84%	88%
1 or 2 times	8%	9%	7%	11%	12%	9%	10%	11%	9%	9%	11%	8%
3 – 5 times	1%	1%	1%	2%	3%	2%	3%	3%	2%	2%	2%	2%
6 or more times	1%	2%	1%	3%	3%	2%	4%	5%	3%	3%	3%	2%
Percent who answered question	97%	97%	98%	98%	98%	99%	99%	98%	99%	98%	98%	98%



Iowa Youth Survey • State of Iowa Results (weighted)												
At school in the last 30 days, how many times have you been called names, made fun of, or teased in a hurtful way?												
IYS Question B67	6th Grade			8th Grade			11th Grade			All Grades		
	TOTAL	Male	Female	TOTAL	Male	Female	TOTAL	Male	Female	TOTAL	Male	Female
0 times	54%	56%	52%	55%	59%	52%	70%	71%	68%	60%	62%	58%
1 time	18%	17%	20%	17%	15%	19%	11%	10%	12%	15%	14%	17%
2 times	9%	8%	10%	9%	8%	10%	7%	6%	8%	8%	7%	9%
3 – 5 times	8%	7%	9%	8%	7%	9%	6%	5%	6%	7%	6%	8%
6 – 10 times	3%	3%	3%	3%	3%	3%	2%	2%	2%	3%	2%	3%
11+ times	8%	9%	7%	8%	9%	7%	5%	7%	4%	7%	8%	6%
Percent who answered question	97%	97%	98%	98%	98%	99%	99%	98%	99%	98%	98%	98%

Iowa Youth Survey • State of Iowa Results (weighted)												
At school in the last 30 days, how many times have other students left you out of things on purpose, excluded you from their group of friends, or completely ignored you?												
IYS Question B68	6th Grade			8th Grade			11th Grade			All Grades		
	TOTAL	Male	Female	TOTAL	Male	Female	TOTAL	Male	Female	TOTAL	Male	Female
0 times	68%	74%	61%	70%	76%	63%	79%	82%	75%	72%	77%	67%
1 time	15%	12%	18%	13%	10%	17%	9%	7%	10%	12%	10%	15%
2 times	7%	6%	8%	6%	5%	8%	5%	4%	6%	6%	5%	7%
3 – 5 times	5%	4%	7%	5%	4%	6%	4%	3%	5%	5%	4%	6%
6 – 10 times	2%	2%	2%	2%	2%	2%	1%	1%	2%	2%	1%	2%
11+ times	4%	3%	4%	4%	4%	4%	3%	3%	2%	3%	3%	3%
Percent who answered question	97%	97%	98%	98%	98%	99%	98%	98%	99%	98%	98%	98%

Iowa Youth Survey • State of Iowa Results (weighted)												
At school in the last 30 days, how many times were you hit, kicked, pushed, shoved around, or locked indoors?												
IYS Question B69	6th Grade			8th Grade			11th Grade			All Grades		
	TOTAL	Male	Female	TOTAL	Male	Female	TOTAL	Male	Female	TOTAL	Male	Female
0 times	78%	75%	82%	80%	76%	83%	90%	87%	92%	83%	79%	86%
1 time	10%	11%	9%	9%	10%	8%	4%	5%	3%	8%	9%	6%
2 times	5%	5%	4%	4%	5%	4%	2%	3%	2%	4%	4%	3%
3 – 5 times	3%	4%	3%	3%	4%	3%	2%	2%	1%	3%	3%	2%
6 – 10 times	1%	1%	1%	1%	1%	1%	1%	1%	0%	1%	1%	1%
11+ times	3%	3%	2%	3%	4%	2%	2%	3%	1%	2%	3%	2%
Percent who answered question	97%	97%	97%	98%	98%	99%	98%	98%	99%	98%	98%	98%

Iowa Youth Survey • State of Iowa Results (weighted)												
At school in the last 30 days, how many times have other students told lies, spread false rumors about you, and tried to make others dislike you?												
IYS Question B70	6th Grade			8th Grade			11th Grade			All Grades		
	TOTAL	Male	Female	TOTAL	Male	Female	TOTAL	Male	Female	TOTAL	Male	Female
0 times	65%	68%	61%	63%	71%	56%	70%	78%	63%	66%	72%	60%
1 time	17%	15%	18%	16%	13%	19%	13%	10%	16%	15%	13%	17%
2 times	7%	6%	8%	7%	6%	9%	6%	5%	8%	7%	6%	8%
3 – 5 times	5%	4%	6%	6%	4%	7%	5%	3%	6%	5%	4%	6%
6 – 10 times	2%	2%	2%	2%	2%	3%	2%	1%	3%	2%	2%	3%
11+ times	4%	4%	4%	5%	4%	6%	4%	4%	4%	4%	4%	5%
Percent who answered question	97%	97%	97%	98%	98%	98%	98%	98%	99%	98%	98%	98%

Iowa Youth Survey • State of Iowa Results (weighted)												
At school in the last 30 days, how many times were you made fun of because of your race or color?												
IYS Question B71	6th Grade			8th Grade			11th Grade			All Grades		
	TOTAL	Male	Female	TOTAL	Male	Female	TOTAL	Male	Female	TOTAL	Male	Female
0 times	93%	93%	93%	92%	91%	93%	93%	91%	95%	93%	92%	94%
1 time	4%	4%	3%	3%	4%	3%	2%	3%	2%	3%	3%	3%
2 times	1%	1%	1%	1%	1%	1%	1%	1%	1%	1%	1%	1%
3 – 5 times	1%	1%	1%	1%	1%	1%	1%	1%	1%	1%	1%	1%
6 – 10 times	0%	0%	0%	0%	0%	0%	0%	1%	0%	0%	0%	0%
11+ times	1%	1%	1%	2%	2%	1%	2%	4%	1%	2%	2%	1%
Percent who answered question	97%	97%	97%	98%	98%	98%	98%	98%	99%	98%	98%	98%

Iowa Youth Survey • State of Iowa Results (weighted)												
At school in the last 30 days, how many times were you made fun of because of your religion?												
IYS Question B72	6th Grade			8th Grade			11th Grade			All Grades		
	TOTAL	Male	Female	TOTAL	Male	Female	TOTAL	Male	Female	TOTAL	Male	Female
0 times	95%	95%	94%	94%	94%	94%	94%	93%	94%	94%	94%	94%
1 time	3%	3%	3%	3%	3%	3%	3%	2%	3%	3%	3%	3%
2 times	1%	1%	1%	1%	1%	1%	1%	1%	1%	1%	1%	1%
3 – 5 times	0%	0%	1%	1%	1%	1%	1%	1%	1%	1%	1%	1%
6 – 10 times	0%	0%	0%	0%	0%	0%	0%	0%	0%	0%	0%	0%
11+ times	1%	1%	1%	1%	1%	1%	1%	2%	1%	1%	1%	1%
Percent who answered question	97%	97%	97%	98%	98%	98%	98%	98%	98%	97%	97%	98%

Iowa Youth Survey • State of Iowa Results (weighted)												
At school in the last 30 days, how many times did other students make sexual jokes, comments, or gestures that hurt your feelings?												
IYS Question B73	6th Grade			8th Grade			11th Grade			All Grades		
	TOTAL	Male	Female	TOTAL	Male	Female	TOTAL	Male	Female	TOTAL	Male	Female
0 times	83%	84%	83%	80%	84%	77%	83%	88%	79%	82%	85%	80%
1 time	8%	7%	9%	8%	6%	10%	7%	4%	9%	8%	6%	9%
2 times	3%	3%	3%	4%	3%	5%	4%	2%	5%	3%	3%	4%
3 – 5 times	2%	2%	2%	3%	2%	3%	3%	2%	3%	3%	2%	3%
6 – 10 times	1%	1%	1%	1%	1%	1%	1%	1%	1%	1%	1%	1%
11+ times	2%	3%	2%	4%	4%	3%	3%	3%	2%	3%	3%	3%
Percent who answered question	97%	97%	97%	98%	98%	99%	98%	98%	99%	98%	98%	98%

Iowa Youth Survey • State of Iowa Results (weighted)												
At school in the last 30 days, how many times did you receive a threatening or hurtful message from another student in an email, on a website, on a cell phone, from pager text messaging, in an internet chat room, or in instant messaging?												
IYS Question B74	6th Grade			8th Grade			11th Grade			All Grades		
	TOTAL	Male	Female	TOTAL	Male	Female	TOTAL	Male	Female	TOTAL	Male	Female
0 times	92%	94%	90%	89%	94%	84%	90%	93%	88%	90%	93%	87%
1 time	4%	3%	5%	5%	3%	8%	4%	3%	5%	4%	3%	6%
2 times	2%	1%	2%	2%	1%	3%	2%	1%	3%	2%	1%	3%
3 – 5 times	1%	1%	1%	1%	1%	2%	1%	1%	2%	1%	1%	2%
6 – 10 times	0%	0%	0%	1%	0%	1%	0%	0%	1%	0%	0%	1%
11+ times	1%	1%	1%	2%	1%	2%	2%	2%	1%	1%	1%	1%
Percent who answered question	97%	97%	97%	98%	98%	99%	98%	98%	99%	98%	98%	98%

**Section C. My Beliefs and Attitudes**

Iowa Youth Survey • State of Iowa Results (weighted)												
It is important to help other people.												
IYS Question C1	6th Grade			8th Grade			11th Grade			All Grades		
	TOTAL	Male	Female	TOTAL	Male	Female	TOTAL	Male	Female	TOTAL	Male	Female
Strongly agree	65%	61%	69%	55%	49%	61%	56%	48%	64%	58%	52%	65%
Agree	33%	36%	30%	42%	47%	38%	41%	48%	35%	39%	44%	34%
Disagree	1%	1%	1%	2%	3%	1%	1%	2%	1%	2%	2%	1%
Strongly disagree	1%	1%	0%	1%	2%	1%	1%	2%	0%	1%	2%	1%
Percent who answered question	97%	97%	98%	98%	98%	99%	99%	98%	99%	98%	98%	98%

Iowa Youth Survey • State of Iowa Results (weighted)												
I care about other people's feelings.												
IYS Question C2	6th Grade			8th Grade			11th Grade			All Grades		
	TOTAL	Male	Female	TOTAL	Male	Female	TOTAL	Male	Female	TOTAL	Male	Female
Strongly agree	52%	44%	59%	43%	34%	52%	46%	36%	55%	47%	38%	55%
Agree	45%	50%	39%	51%	57%	45%	48%	55%	42%	48%	54%	42%
Disagree	3%	4%	2%	5%	6%	3%	4%	6%	2%	4%	6%	2%
Strongly disagree	1%	2%	1%	2%	2%	1%	2%	3%	1%	1%	2%	1%
Percent who answered question	97%	97%	98%	98%	98%	99%	98%	98%	99%	98%	98%	98%

Iowa Youth Survey • State of Iowa Results (weighted)												
I feel sorry for people who have things stolen or damaged.												
IYS Question C3	6th Grade			8th Grade			11th Grade			All Grades		
	TOTAL	Male	Female	TOTAL	Male	Female	TOTAL	Male	Female	TOTAL	Male	Female
Strongly agree	55%	52%	58%	38%	35%	42%	35%	30%	40%	43%	39%	46%
Agree	38%	39%	36%	49%	50%	49%	53%	54%	52%	47%	48%	46%
Disagree	6%	7%	4%	10%	12%	8%	9%	12%	7%	8%	10%	6%
Strongly disagree	2%	3%	2%	3%	4%	2%	2%	4%	1%	3%	3%	2%
Percent who answered question	97%	97%	97%	98%	97%	98%	98%	98%	98%	97%	97%	98%

Iowa Youth Survey • State of Iowa Results (weighted)												
I am accepting of those different than myself (racially, culturally, socio-economically).												
IYS Question C4	6th Grade			8th Grade			11th Grade			All Grades		
	TOTAL	Male	Female	TOTAL	Male	Female	TOTAL	Male	Female	TOTAL	Male	Female
Strongly agree	63%	59%	66%	58%	53%	64%	55%	46%	65%	59%	52%	65%
Agree	32%	34%	29%	37%	41%	33%	39%	46%	33%	36%	40%	32%
Disagree	4%	4%	3%	4%	5%	3%	3%	5%	2%	4%	5%	2%
Strongly disagree	2%	2%	1%	1%	2%	1%	2%	3%	1%	2%	2%	1%
Percent who answered question	95%	96%	96%	98%	97%	98%	98%	98%	99%	97%	97%	97%

Iowa Youth Survey • State of Iowa Results (weighted)												
It is wrong to discriminate against someone because of her/his race, appearance, culture, religion, etc.												
IYS Question C5	6th Grade			8th Grade			11th Grade			All Grades		
	TOTAL	Male	Female	TOTAL	Male	Female	TOTAL	Male	Female	TOTAL	Male	Female
Strongly agree	79%	76%	83%	74%	67%	82%	67%	55%	79%	74%	66%	81%
Agree	17%	20%	14%	22%	27%	16%	27%	35%	19%	22%	28%	17%
Disagree	2%	2%	1%	2%	3%	1%	3%	6%	1%	2%	4%	1%
Strongly disagree	2%	2%	1%	2%	2%	1%	2%	3%	1%	2%	3%	1%
Percent who answered question	96%	97%	97%	98%	98%	99%	98%	98%	99%	97%	97%	98%

Iowa Youth Survey • State of Iowa Results (weighted)												
I can say "no" when someone wants me to do things I know are wrong or dangerous.												
IYS Question C6	6th Grade			8th Grade			11th Grade			All Grades		
	TOTAL	Male	Female	TOTAL	Male	Female	TOTAL	Male	Female	TOTAL	Male	Female
Strongly agree	76%	73%	80%	64%	61%	67%	56%	53%	60%	65%	62%	68%
Agree	19%	21%	16%	29%	31%	27%	36%	39%	34%	28%	30%	26%
Disagree	3%	3%	2%	5%	5%	5%	6%	6%	5%	4%	5%	4%
Strongly disagree	2%	2%	1%	2%	3%	2%	2%	2%	1%	2%	2%	1%
Percent who answered question	97%	97%	97%	98%	98%	99%	98%	98%	99%	98%	98%	98%

Iowa Youth Survey • State of Iowa Results (weighted)												
I feel I do not have much to be proud of.												
IYS Question C7	6th Grade			8th Grade			11th Grade			All Grades		
	TOTAL	Male	Female	TOTAL	Male	Female	TOTAL	Male	Female	TOTAL	Male	Female
Strongly agree	16%	18%	15%	14%	14%	13%	11%	12%	10%	14%	15%	13%
Agree	16%	17%	16%	18%	18%	19%	18%	18%	18%	17%	17%	18%
Disagree	27%	25%	28%	30%	29%	32%	34%	32%	36%	31%	29%	32%
Strongly disagree	41%	40%	41%	38%	39%	36%	37%	39%	35%	38%	39%	38%
Percent who answered question	96%	96%	96%	97%	97%	98%	98%	98%	98%	97%	97%	97%

Iowa Youth Survey • State of Iowa Results (weighted)												
Violence is the worst way to solve problems.												
IYS Question C8	6th Grade			8th Grade			11th Grade			All Grades		
	TOTAL	Male	Female	TOTAL	Male	Female	TOTAL	Male	Female	TOTAL	Male	Female
Strongly agree	61%	51%	71%	41%	31%	53%	34%	22%	46%	45%	34%	56%
Agree	26%	32%	20%	35%	38%	32%	39%	39%	39%	33%	36%	31%
Disagree	8%	11%	5%	16%	22%	10%	21%	29%	12%	15%	21%	9%
Strongly disagree	6%	7%	5%	7%	10%	5%	6%	9%	3%	6%	9%	4%
Percent who answered question	97%	97%	97%	98%	98%	99%	98%	98%	99%	97%	97%	98%

Iowa Youth Survey • State of Iowa Results (weighted)												
It is against my values to have sex as a teenager.												
IYS Question C9	6th Grade			8th Grade			11th Grade			All Grades		
	TOTAL	Male	Female	TOTAL	Male	Female	TOTAL	Male	Female	TOTAL	Male	Female
Strongly agree	69%	60%	77%	47%	37%	57%	19%	13%	24%	44%	37%	52%
Agree	17%	22%	13%	27%	30%	24%	21%	20%	22%	22%	24%	20%
Disagree	8%	10%	5%	17%	20%	14%	37%	36%	37%	21%	22%	19%
Strongly disagree	6%	8%	4%	9%	13%	5%	24%	31%	17%	13%	18%	9%
Percent who answered question	95%	95%	95%	97%	97%	98%	98%	98%	98%	96%	96%	97%

Iowa Youth Survey • State of Iowa Results (weighted)												
It is important to tell the truth.												
IYS Question C10	6th Grade			8th Grade			11th Grade			All Grades		
	TOTAL	Male	Female	TOTAL	Male	Female	TOTAL	Male	Female	TOTAL	Male	Female
Strongly agree	65%	61%	69%	44%	40%	49%	37%	32%	43%	49%	44%	53%
Agree	32%	34%	29%	48%	50%	46%	55%	58%	53%	45%	47%	43%
Disagree	2%	3%	2%	6%	7%	5%	6%	8%	4%	5%	6%	3%
Strongly disagree	1%	1%	1%	2%	2%	1%	2%	3%	1%	1%	2%	1%
Percent who answered question	97%	97%	97%	98%	98%	99%	98%	98%	98%	97%	97%	98%

Iowa Youth Survey • State of Iowa Results (weighted)												
It is against my values to use alcohol and drugs as a teenager.												
IYS Question C11	6th Grade			8th Grade			11th Grade			All Grades		
	TOTAL	Male	Female	TOTAL	Male	Female	TOTAL	Male	Female	TOTAL	Male	Female
Strongly agree	81%	78%	85%	62%	60%	64%	30%	29%	30%	57%	55%	59%
Agree	12%	14%	10%	23%	25%	21%	27%	27%	26%	21%	22%	19%
Disagree	3%	4%	3%	11%	10%	12%	31%	29%	33%	16%	15%	17%
Strongly disagree	4%	4%	3%	5%	5%	4%	12%	14%	10%	7%	8%	6%
Percent who answered question	95%	95%	96%	97%	97%	98%	98%	98%	98%	97%	97%	97%

Iowa Youth Survey • State of Iowa Results (weighted)												
I accept responsibility for my actions when I make a mistake or get into trouble.												
IYS Question C12	6th Grade			8th Grade			11th Grade			All Grades		
	TOTAL	Male	Female	TOTAL	Male	Female	TOTAL	Male	Female	TOTAL	Male	Female
Strongly agree	58%	55%	61%	43%	41%	45%	40%	39%	41%	47%	45%	49%
Agree	37%	39%	35%	49%	49%	48%	54%	54%	54%	47%	47%	46%
Disagree	4%	5%	3%	7%	7%	6%	5%	5%	4%	5%	6%	4%
Strongly disagree	1%	2%	1%	2%	2%	1%	1%	2%	1%	2%	2%	1%
Percent who answered question	96%	96%	96%	98%	98%	98%	98%	98%	98%	97%	97%	98%



Iowa Youth Survey • State of Iowa Results (weighted)												
I am good at making friends.												
IYS Question C13	6th Grade			8th Grade			11th Grade			All Grades		
	TOTAL	Male	Female	TOTAL	Male	Female	TOTAL	Male	Female	TOTAL	Male	Female
Strongly agree	50%	50%	51%	44%	42%	46%	39%	38%	41%	44%	43%	46%
Agree	40%	41%	40%	46%	47%	45%	51%	52%	50%	46%	46%	45%
Disagree	7%	7%	7%	8%	8%	7%	8%	8%	8%	8%	8%	7%
Strongly disagree	2%	3%	2%	2%	3%	2%	2%	2%	1%	2%	3%	2%
Percent who answered question	96%	96%	97%	98%	98%	98%	98%	98%	99%	97%	97%	98%

Iowa Youth Survey • State of Iowa Results (weighted)												
When I have problems, I am good at finding a way to fix them.												
IYS Question C14	6th Grade			8th Grade			11th Grade			All Grades		
	TOTAL	Male	Female	TOTAL	Male	Female	TOTAL	Male	Female	TOTAL	Male	Female
Strongly agree	42%	41%	42%	35%	36%	34%	32%	34%	30%	36%	37%	35%
Agree	46%	46%	47%	51%	50%	51%	56%	56%	56%	51%	51%	52%
Disagree	9%	10%	9%	11%	11%	12%	10%	8%	12%	10%	10%	11%
Strongly disagree	3%	3%	2%	3%	3%	2%	2%	2%	1%	2%	3%	2%
Percent who answered question	96%	96%	97%	98%	98%	98%	98%	98%	99%	97%	97%	98%

Iowa Youth Survey • State of Iowa Results (weighted)												
I think things through carefully before I make a decision.												
IYS Question C15	6th Grade			8th Grade			11th Grade			All Grades		
	TOTAL	Male	Female	TOTAL	Male	Female	TOTAL	Male	Female	TOTAL	Male	Female
Strongly agree	37%	35%	39%	25%	24%	25%	22%	23%	22%	28%	27%	28%
Agree	48%	47%	49%	50%	48%	51%	52%	52%	53%	50%	49%	51%
Disagree	12%	14%	10%	21%	22%	20%	22%	21%	22%	18%	19%	18%
Strongly disagree	3%	4%	2%	5%	6%	4%	4%	4%	3%	4%	5%	3%
Percent who answered question	96%	96%	96%	98%	97%	98%	98%	98%	98%	97%	97%	98%

Iowa Youth Survey • State of Iowa Results (weighted)												
Even if it is dangerous, I like to do exciting things.												
IYS Question C16	6th Grade			8th Grade			11th Grade			All Grades		
	TOTAL	Male	Female	TOTAL	Male	Female	TOTAL	Male	Female	TOTAL	Male	Female
Strongly agree	21%	27%	15%	24%	30%	18%	23%	29%	16%	23%	29%	16%
Agree	26%	31%	21%	37%	40%	35%	46%	48%	43%	37%	40%	33%
Disagree	32%	27%	36%	28%	23%	34%	26%	18%	33%	28%	23%	35%
Strongly disagree	21%	14%	29%	10%	7%	13%	6%	4%	7%	12%	9%	16%
Percent who answered question	95%	96%	96%	97%	97%	98%	98%	98%	98%	97%	97%	97%

Iowa Youth Survey • State of Iowa Results (weighted)												
I believe that working hard now will make my life successful in the future.												
IYS Question C17	6th Grade			8th Grade			11th Grade			All Grades		
	TOTAL	Male	Female	TOTAL	Male	Female	TOTAL	Male	Female	TOTAL	Male	Female
Strongly agree	75%	73%	76%	64%	62%	65%	57%	53%	60%	65%	63%	67%
Agree	22%	23%	21%	31%	32%	31%	38%	40%	37%	31%	32%	30%
Disagree	2%	2%	2%	3%	4%	3%	4%	5%	3%	3%	4%	3%
Strongly disagree	1%	1%	1%	2%	2%	1%	1%	2%	1%	1%	2%	1%
Percent who answered question	96%	96%	96%	98%	98%	98%	98%	98%	99%	97%	97%	98%

Iowa Youth Survey • State of Iowa Results (weighted)												
How much do you think you risk harming yourself (physically or otherwise) if you drink 3 or more drinks (glasses, cans or bottles of beer; glasses of wine, liquor or mixed drinks) of alcohol nearly every day?												
IYS Question C18	6th Grade			8th Grade			11th Grade			All Grades		
	TOTAL	Male	Female	TOTAL	Male	Female	TOTAL	Male	Female	TOTAL	Male	Female
Great risk	62%	62%	63%	60%	58%	63%	50%	43%	56%	57%	54%	61%
Moderate risk	12%	12%	11%	18%	18%	17%	25%	26%	24%	18%	19%	18%
Slight risk	4%	5%	3%	9%	9%	8%	14%	17%	12%	9%	11%	8%
No risk	13%	12%	14%	8%	9%	8%	8%	10%	6%	10%	10%	9%
Don't know	9%	9%	9%	5%	6%	5%	3%	4%	2%	6%	6%	5%
Percent who answered question	95%	96%	96%	98%	98%	98%	98%	98%	99%	97%	97%	98%

Iowa Youth Survey • State of Iowa Results (weighted)												
How much do you think you risk harming yourself (physically or otherwise) if you smoke cigarettes every day?												
IYS Question C19	6th Grade			8th Grade			11th Grade			All Grades		
	TOTAL	Male	Female	TOTAL	Male	Female	TOTAL	Male	Female	TOTAL	Male	Female
Great risk	70%	70%	70%	73%	71%	74%	68%	64%	71%	70%	68%	72%
Moderate risk	8%	8%	7%	12%	12%	11%	17%	18%	16%	12%	13%	12%
Slight risk	2%	2%	2%	4%	4%	4%	7%	8%	6%	4%	5%	4%
No risk	14%	13%	14%	8%	8%	7%	5%	6%	4%	9%	9%	9%
Don't know	7%	7%	7%	4%	5%	4%	3%	3%	2%	5%	5%	4%
Percent who answered question	95%	95%	96%	98%	97%	98%	98%	98%	99%	97%	97%	98%

Iowa Youth Survey • State of Iowa Results (weighted)												
How much do you think you risk harming yourself (physically or otherwise) if you smoke marijuana once a week?												
IYS Question C20	6th Grade			8th Grade			11th Grade			All Grades		
	TOTAL	Male	Female	TOTAL	Male	Female	TOTAL	Male	Female	TOTAL	Male	Female
Great risk	63%	64%	63%	65%	63%	67%	50%	45%	55%	59%	57%	61%
Moderate risk	12%	12%	12%	15%	15%	15%	19%	19%	19%	15%	15%	15%
Slight risk	3%	3%	3%	6%	7%	5%	14%	16%	13%	8%	9%	7%
No risk	14%	13%	15%	10%	10%	9%	14%	17%	11%	13%	14%	11%
Don't know	8%	8%	8%	5%	5%	4%	3%	4%	3%	5%	6%	5%
Percent who answered question	95%	95%	95%	98%	97%	98%	98%	98%	98%	97%	97%	97%

Iowa Youth Survey • State of Iowa Results (weighted)												
How much do you think you risk harming yourself (physically or otherwise) if you take methamphetamines (crank, ice) once a week?												
IYS Question C21	6th Grade			8th Grade			11th Grade			All Grades		
	TOTAL	Male	Female	TOTAL	Male	Female	TOTAL	Male	Female	TOTAL	Male	Female
Great risk	64%	66%	63%	73%	73%	73%	80%	78%	82%	73%	72%	73%
Moderate risk	10%	10%	10%	11%	11%	12%	10%	10%	10%	10%	10%	10%
Slight risk	2%	2%	2%	2%	2%	2%	2%	2%	2%	2%	2%	2%
No risk	14%	13%	14%	8%	8%	7%	4%	5%	4%	8%	9%	8%
Don't know	10%	9%	10%	6%	6%	6%	4%	5%	3%	7%	7%	6%
Percent who answered question	95%	95%	95%	97%	97%	98%	98%	98%	98%	97%	97%	97%

Iowa Youth Survey • State of Iowa Results (weighted)												
How much do you think you risk harming yourself (physically or otherwise) if you take cocaine once a week?												
IYS Question C22	6th Grade			8th Grade			11th Grade			All Grades		
	TOTAL	Male	Female	TOTAL	Male	Female	TOTAL	Male	Female	TOTAL	Male	Female
Great risk	64%	65%	63%	72%	72%	72%	78%	76%	80%	71%	71%	72%
Moderate risk	11%	12%	11%	13%	12%	13%	11%	11%	11%	12%	12%	12%
Slight risk	2%	3%	2%	3%	3%	3%	2%	3%	2%	2%	3%	2%
No risk	14%	13%	15%	8%	8%	7%	4%	5%	4%	9%	9%	8%
Don't know	8%	8%	9%	5%	6%	5%	4%	5%	3%	6%	6%	5%
Percent who answered question	95%	95%	95%	98%	97%	98%	98%	98%	98%	97%	97%	97%

Iowa Youth Survey • State of Iowa Results (weighted)												
How much do you think you risk harming yourself (physically or otherwise) if you take amphetamines other than methamphetamines (like stimulants, uppers, speed) once a week?												
IYS Question C23	6th Grade			8th Grade			11th Grade			All Grades		
	TOTAL	Male	Female	TOTAL	Male	Female	TOTAL	Male	Female	TOTAL	Male	Female
Great risk	64%	64%	63%	71%	71%	72%	77%	75%	79%	71%	70%	72%
Moderate risk	10%	11%	10%	12%	12%	12%	11%	12%	11%	11%	12%	11%
Slight risk	2%	2%	2%	3%	3%	3%	3%	3%	2%	3%	3%	2%
No risk	14%	13%	14%	8%	8%	7%	5%	5%	4%	9%	9%	8%
Don't know	10%	10%	11%	6%	6%	6%	4%	5%	3%	7%	7%	6%
Percent who answered question	95%	95%	95%	97%	97%	98%	98%	98%	98%	97%	97%	97%

Iowa Youth Survey • State of Iowa Results (weighted)												
How much do you think you risk harming yourself (physically or otherwise) if you use any other illegal drug once a week?												
IYS Question C24	6th Grade			8th Grade			11th Grade			All Grades		
	TOTAL	Male	Female	TOTAL	Male	Female	TOTAL	Male	Female	TOTAL	Male	Female
Great risk	66%	66%	65%	70%	69%	70%	69%	66%	72%	68%	67%	69%
Moderate risk	10%	11%	10%	14%	14%	14%	16%	17%	16%	14%	14%	13%
Slight risk	2%	2%	2%	3%	4%	3%	5%	5%	4%	4%	4%	3%
No risk	14%	13%	14%	8%	8%	8%	5%	6%	4%	9%	9%	8%
Don't know	8%	8%	8%	5%	6%	5%	5%	6%	4%	6%	6%	5%
Percent who answered question	95%	95%	95%	97%	97%	98%	98%	98%	98%	97%	97%	97%

## Section D. Peer Questions

Iowa Youth Survey • State of Iowa Results (weighted)												
Thinking of your best friends, how wrong would most of them feel it would be for you to drink beer, wine or hard liquor (for example vodka, whiskey, gin)?												
IYS Question D1	6th Grade			8th Grade			11th Grade			All Grades		
	TOTAL	Male	Female	TOTAL	Male	Female	TOTAL	Male	Female	TOTAL	Male	Female
Very wrong	79%	74%	83%	55%	51%	58%	22%	20%	24%	51%	48%	54%
Wrong	12%	14%	10%	20%	21%	18%	16%	16%	17%	16%	17%	15%
A little wrong	4%	5%	3%	14%	14%	14%	23%	22%	25%	14%	14%	14%
Not wrong at all	2%	2%	1%	8%	9%	7%	35%	38%	33%	15%	17%	14%
Don't know	3%	4%	2%	3%	4%	2%	3%	4%	2%	3%	4%	2%
Percent who answered question	96%	96%	97%	98%	98%	99%	98%	98%	99%	97%	97%	98%

Iowa Youth Survey • State of Iowa Results (weighted)												
Thinking of your best friends, how wrong would most of them feel it would be for you to smoke cigarettes?												
IYS Question D2	6th Grade			8th Grade			11th Grade			All Grades		
	TOTAL	Male	Female	TOTAL	Male	Female	TOTAL	Male	Female	TOTAL	Male	Female
Very wrong	83%	80%	86%	68%	65%	72%	41%	37%	44%	63%	60%	67%
Wrong	10%	12%	9%	17%	19%	15%	22%	23%	22%	17%	18%	15%
A little wrong	3%	3%	2%	7%	7%	7%	17%	17%	17%	9%	9%	9%
Not wrong at all	1%	2%	1%	5%	5%	4%	18%	19%	16%	8%	9%	7%
Don't know	3%	3%	2%	3%	4%	2%	3%	4%	2%	3%	4%	2%
Percent who answered question	96%	96%	97%	98%	98%	98%	98%	98%	98%	97%	97%	98%

Iowa Youth Survey • State of Iowa Results (weighted)												
Thinking of your best friends, how wrong would most of them feel it would be for you to smoke marijuana?												
IYS Question D3	6th Grade			8th Grade			11th Grade			All Grades		
	TOTAL	Male	Female	TOTAL	Male	Female	TOTAL	Male	Female	TOTAL	Male	Female
Very wrong	90%	88%	93%	79%	75%	83%	53%	47%	58%	73%	70%	77%
Wrong	5%	6%	4%	10%	12%	8%	16%	18%	15%	11%	12%	9%
A little wrong	1%	1%	1%	4%	5%	4%	13%	14%	12%	6%	7%	6%
Not wrong at all	1%	1%	1%	4%	5%	3%	16%	18%	13%	7%	8%	6%
Don't know	3%	3%	2%	3%	4%	2%	2%	3%	1%	3%	3%	2%
Percent who answered question	95%	95%	96%	98%	97%	98%	98%	97%	98%	97%	97%	97%

Iowa Youth Survey • State of Iowa Results (weighted)												
Thinking of your best friends, how wrong would most of them feel it would be for you to use any illegal drug other than alcohol, cigarettes, or marijuana?												
IYS Question D4	6th Grade			8th Grade			11th Grade			All Grades		
	TOTAL	Male	Female	TOTAL	Male	Female	TOTAL	Male	Female	TOTAL	Male	Female
Very wrong	91%	89%	93%	82%	78%	85%	67%	62%	73%	80%	76%	83%
Wrong	5%	6%	4%	10%	12%	8%	17%	19%	15%	11%	12%	9%
A little wrong	1%	1%	1%	3%	3%	3%	7%	8%	7%	4%	4%	4%
Not wrong at all	1%	1%	1%	2%	3%	2%	5%	7%	4%	3%	4%	2%
Don't know	3%	3%	2%	3%	4%	2%	3%	4%	2%	3%	4%	2%
Percent who answered question	96%	96%	97%	98%	98%	98%	98%	98%	98%	97%	97%	98%

Iowa Youth Survey • State of Iowa Results (weighted)												
Thinking of your best friends, how wrong would most of them feel it would be for you to start a physical fight with someone?												
IYS Question D5	6th Grade			8th Grade			11th Grade			All Grades		
	TOTAL	Male	Female	TOTAL	Male	Female	TOTAL	Male	Female	TOTAL	Male	Female
Very wrong	60%	53%	67%	38%	31%	44%	24%	18%	30%	40%	34%	47%
Wrong	23%	24%	21%	26%	24%	28%	24%	19%	29%	24%	22%	26%
A little wrong	10%	13%	6%	20%	23%	17%	26%	28%	24%	19%	21%	16%
Not wrong at all	4%	6%	3%	13%	17%	9%	23%	30%	15%	14%	18%	9%
Don't know	3%	4%	3%	3%	5%	2%	4%	5%	2%	3%	4%	2%
Percent who answered question	96%	96%	96%	98%	98%	98%	98%	98%	98%	97%	97%	98%

<b>Iowa Youth Survey • State of Iowa Results (weighted)</b>												
Thinking of your best friends, how wrong would most of them feel it would be for you to carry a gun, knife, club, or other weapon to school?												
IYS Question D6	6th Grade			8th Grade			11th Grade			All Grades		
	TOTAL	Male	Female	TOTAL	Male	Female	TOTAL	Male	Female	TOTAL	Male	Female
Very wrong	88%	85%	91%	77%	72%	82%	67%	58%	76%	77%	71%	83%
Wrong	7%	8%	6%	13%	15%	11%	17%	20%	15%	12%	14%	10%
A little wrong	1%	2%	1%	4%	6%	3%	8%	10%	5%	5%	6%	3%
Not wrong at all	1%	2%	1%	3%	4%	2%	5%	8%	2%	3%	5%	2%
Don't know	3%	3%	2%	3%	4%	2%	3%	4%	2%	3%	4%	2%
Percent who answered question	96%	96%	96%	98%	98%	98%	98%	98%	98%	97%	97%	98%

<b>Iowa Youth Survey • State of Iowa Results (weighted)</b>												
Thinking of your best friends, how wrong would most of them feel it would be for you to go to a party where kids under 21 were using alcohol?												
IYS Question D7	6th Grade			8th Grade			11th Grade			All Grades		
	TOTAL	Male	Female	TOTAL	Male	Female	TOTAL	Male	Female	TOTAL	Male	Female
Very wrong	80%	77%	84%	55%	53%	57%	22%	21%	22%	52%	50%	53%
Wrong	11%	12%	9%	20%	21%	20%	16%	15%	17%	16%	16%	15%
A little wrong	4%	4%	3%	12%	12%	12%	22%	20%	23%	13%	12%	13%
Not wrong at all	2%	3%	2%	9%	10%	9%	37%	39%	35%	17%	18%	16%
Don't know	3%	4%	2%	3%	4%	2%	3%	4%	2%	3%	4%	2%
Percent who answered question	96%	96%	97%	98%	98%	99%	98%	98%	98%	97%	97%	98%

Iowa Youth Survey • State of Iowa Results (weighted)												
Thinking of your best friends, how wrong would most of them feel it would be for you to go to a party where kids were using drugs?												
IYS Question D8	6th Grade			8th Grade			11th Grade			All Grades		
	TOTAL	Male	Female	TOTAL	Male	Female	TOTAL	Male	Female	TOTAL	Male	Female
Very wrong	88%	86%	90%	74%	72%	76%	47%	45%	49%	69%	67%	71%
Wrong	6%	7%	5%	13%	14%	13%	21%	20%	21%	14%	14%	13%
A little wrong	1%	2%	1%	5%	5%	5%	15%	15%	15%	7%	7%	8%
Not wrong at all	1%	2%	1%	4%	5%	4%	14%	16%	13%	7%	7%	6%
Don't know	3%	3%	2%	3%	4%	2%	3%	4%	2%	3%	4%	2%
Percent who answered question	96%	96%	96%	98%	98%	98%	98%	98%	99%	97%	97%	98%

Iowa Youth Survey • State of Iowa Results (weighted)												
Would you be more or less likely to be popular (respected or cool) with the other students in your school if you smoked cigarettes?												
IYS Question D9	6th Grade			8th Grade			11th Grade			All Grades		
	TOTAL	Male	Female	TOTAL	Male	Female	TOTAL	Male	Female	TOTAL	Male	Female
A lot more popular	4%	4%	3%	4%	4%	3%	3%	4%	2%	4%	4%	3%
More popular	3%	3%	3%	5%	5%	5%	7%	6%	7%	5%	5%	5%
Less popular	12%	13%	11%	20%	20%	20%	23%	23%	23%	19%	19%	18%
A lot less popular	56%	54%	59%	46%	46%	47%	24%	25%	24%	42%	41%	42%
Wouldn't change my popularity	25%	26%	23%	25%	26%	24%	43%	42%	44%	31%	31%	31%
Percent who answered question	95%	95%	96%	98%	98%	98%	98%	98%	98%	97%	97%	97%



Iowa Youth Survey • State of Iowa Results (weighted)												
Would you be more or less likely to be popular (respected or cool) with the other students in your school if you drank alcoholic beverages?												
IYS Question D10	6th Grade			8th Grade			11th Grade			All Grades		
	TOTAL	Male	Female	TOTAL	Male	Female	TOTAL	Male	Female	TOTAL	Male	Female
A lot more popular	4%	5%	4%	5%	5%	4%	9%	9%	9%	6%	6%	6%
More popular	4%	5%	4%	10%	10%	11%	25%	24%	26%	14%	13%	14%
Less popular	14%	14%	13%	20%	21%	20%	10%	11%	10%	15%	15%	14%
A lot less popular	53%	50%	56%	36%	36%	36%	8%	9%	8%	32%	31%	32%
Wouldn't change my popularity	25%	27%	23%	29%	29%	28%	48%	48%	47%	34%	35%	33%
Percent who answered question	95%	95%	96%	98%	97%	98%	98%	98%	98%	97%	97%	97%

Iowa Youth Survey • State of Iowa Results (weighted)												
Would you be more or less likely to be popular (respected or cool) with the other students in your school if you smoked marijuana?												
IYS Question D11	6th Grade			8th Grade			11th Grade			All Grades		
	TOTAL	Male	Female	TOTAL	Male	Female	TOTAL	Male	Female	TOTAL	Male	Female
A lot more popular	4%	4%	3%	4%	5%	3%	4%	5%	3%	4%	5%	3%
More popular	2%	2%	2%	4%	4%	4%	9%	9%	9%	5%	6%	5%
Less popular	10%	10%	9%	16%	16%	16%	19%	19%	19%	15%	15%	15%
A lot less popular	60%	58%	62%	53%	51%	54%	30%	29%	31%	47%	46%	49%
Wouldn't change my popularity	24%	25%	23%	23%	24%	22%	37%	37%	37%	28%	29%	28%
Percent who answered question	95%	95%	95%	97%	97%	98%	98%	98%	98%	97%	97%	97%

Iowa Youth Survey • State of Iowa Results (weighted)												
Would you be more or less likely to be popular (respected or cool) with the other students in your school if you used any other illegal drug?												
IYS Question D12	6th Grade			8th Grade			11th Grade			All Grades		
	TOTAL	Male	Female	TOTAL	Male	Female	TOTAL	Male	Female	TOTAL	Male	Female
A lot more popular	4%	4%	3%	4%	4%	3%	3%	4%	2%	4%	4%	3%
More popular	2%	2%	2%	4%	4%	4%	5%	5%	5%	4%	4%	4%
Less popular	10%	10%	9%	16%	16%	16%	19%	19%	20%	15%	15%	15%
A lot less popular	60%	58%	62%	54%	53%	55%	40%	40%	40%	51%	50%	52%
Wouldn't change my popularity	24%	25%	23%	23%	23%	22%	33%	33%	33%	27%	27%	26%
Percent who answered question	95%	95%	95%	97%	97%	98%	98%	98%	98%	96%	96%	97%

Section E. School Questions

Iowa Youth Survey • State of Iowa Results (weighted)												
In my school, there are clear rules about what students can and cannot do.												
IYS Question E1	6th Grade			8th Grade			11th Grade			All Grades		
	TOTAL	Male	Female	TOTAL	Male	Female	TOTAL	Male	Female	TOTAL	Male	Female
Strongly agree	63%	63%	63%	45%	47%	43%	34%	35%	33%	47%	48%	46%
Agree	31%	30%	32%	44%	42%	47%	54%	52%	55%	43%	41%	45%
Disagree	4%	4%	3%	8%	8%	8%	10%	10%	10%	7%	7%	7%
Strongly disagree	2%	3%	1%	3%	4%	2%	3%	4%	2%	3%	3%	2%
Percent who answered question	96%	96%	96%	98%	98%	98%	98%	98%	98%	97%	97%	98%

Iowa Youth Survey • State of Iowa Results (weighted)												
In my school, the school principal and teachers consistently enforce school rules.												
IYS Question E2	6th Grade			8th Grade			11th Grade			All Grades		
	TOTAL	Male	Female	TOTAL	Male	Female	TOTAL	Male	Female	TOTAL	Male	Female
Strongly agree	58%	58%	57%	41%	42%	40%	27%	29%	25%	42%	43%	40%
Agree	33%	33%	34%	44%	42%	45%	49%	50%	49%	42%	42%	43%
Disagree	7%	7%	7%	12%	11%	13%	19%	16%	21%	13%	11%	14%
Strongly disagree	2%	3%	2%	3%	4%	2%	5%	5%	5%	4%	4%	3%
Percent who answered question	95%	95%	95%	98%	97%	98%	98%	98%	98%	97%	97%	97%

Iowa Youth Survey • State of Iowa Results (weighted)												
In my school, if I skipped school at least one of my parents/guardians would be notified.												
IYS Question E3	6th Grade			8th Grade			11th Grade			All Grades		
	TOTAL	Male	Female	TOTAL	Male	Female	TOTAL	Male	Female	TOTAL	Male	Female
Strongly agree	68%	67%	70%	54%	54%	55%	44%	42%	45%	55%	54%	56%
Agree	22%	23%	21%	35%	34%	35%	44%	45%	44%	34%	34%	34%
Disagree	5%	6%	5%	7%	8%	7%	9%	9%	9%	7%	7%	7%
Strongly disagree	4%	5%	4%	3%	4%	3%	3%	4%	2%	4%	4%	3%
Percent who answered question	95%	95%	95%	97%	97%	98%	98%	97%	98%	96%	96%	97%

Iowa Youth Survey • State of Iowa Results (weighted)												
In my school, students caught drinking, smoking, or using an illegal drug are not allowed to participate in any extracurricular activity for some time period.												
IYS Question E4	6th Grade			8th Grade			11th Grade			All Grades		
	TOTAL	Male	Female	TOTAL	Male	Female	TOTAL	Male	Female	TOTAL	Male	Female
Strongly agree	81%	80%	81%	67%	68%	67%	51%	51%	52%	66%	66%	66%
Agree	13%	13%	13%	24%	23%	25%	37%	37%	37%	25%	24%	26%
Disagree	3%	3%	3%	5%	5%	5%	7%	7%	8%	5%	5%	5%
Strongly disagree	3%	4%	3%	4%	4%	3%	4%	5%	3%	4%	4%	3%
Percent who answered question	95%	95%	95%	97%	97%	98%	98%	97%	98%	96%	96%	97%

Iowa Youth Survey • State of Iowa Results (weighted)												
In my school, if I got in trouble at school for breaking a rule, at least one of my parents/guardians would support the school's disciplinary action.												
IYS Question E5	6th Grade			8th Grade			11th Grade			All Grades		
	TOTAL	Male	Female	TOTAL	Male	Female	TOTAL	Male	Female	TOTAL	Male	Female
Strongly agree	63%	60%	65%	51%	50%	52%	40%	38%	42%	51%	49%	53%
Agree	28%	29%	26%	37%	36%	37%	46%	47%	46%	37%	38%	37%
Disagree	6%	6%	5%	9%	9%	8%	10%	11%	10%	8%	9%	8%
Strongly disagree	4%	4%	3%	4%	5%	3%	3%	4%	2%	4%	4%	3%
Percent who answered question	94%	94%	95%	97%	97%	98%	98%	97%	98%	96%	96%	97%

Iowa Youth Survey • State of Iowa Results (weighted)												
When a student is being bullied at school, how often do the teachers or other adults at school try to put a stop to it?												
IYS Question E6	6th Grade			8th Grade			11th Grade			All Grades		
	TOTAL	Male	Female	TOTAL	Male	Female	TOTAL	Male	Female	TOTAL	Male	Female
Almost never	9%	11%	7%	11%	14%	9%	11%	12%	10%	11%	12%	9%
Once in a while	11%	12%	10%	17%	17%	17%	20%	20%	21%	16%	16%	16%
Sometimes	14%	13%	15%	19%	18%	21%	22%	20%	24%	19%	17%	20%
Often	20%	20%	19%	22%	21%	22%	24%	24%	24%	22%	22%	22%
Almost always	46%	44%	49%	30%	29%	31%	22%	24%	21%	33%	32%	33%
Percent who answered question	95%	96%	96%	98%	98%	98%	98%	98%	98%	97%	97%	97%

Iowa Youth Survey • State of Iowa Results (weighted)												
How wrong would most of the students in your school (not just your best friends) feel it would be for you to drink beer, wine or hard liquor (for example vodka, whiskey, gin)?												
IYS Question E7	6th Grade			8th Grade			11th Grade			All Grades		
	TOTAL	Male	Female	TOTAL	Male	Female	TOTAL	Male	Female	TOTAL	Male	Female
Very wrong	77%	76%	78%	48%	49%	46%	13%	14%	11%	45%	46%	44%
Wrong	14%	14%	14%	24%	23%	25%	13%	14%	12%	17%	17%	17%
A little wrong	4%	5%	4%	16%	15%	17%	27%	26%	28%	16%	15%	17%
Not wrong at all	1%	2%	1%	7%	7%	7%	40%	38%	42%	17%	16%	18%
Don't know	4%	4%	3%	5%	6%	5%	7%	8%	6%	5%	6%	5%
Percent who answered question	95%	95%	96%	98%	97%	98%	98%	98%	98%	97%	97%	97%

Iowa Youth Survey • State of Iowa Results (weighted)												
How wrong would most of the students in your school (not just your best friends) feel it would be for you to smoke cigarettes?												
IYS Question E8	6th Grade			8th Grade			11th Grade			All Grades		
	TOTAL	Male	Female	TOTAL	Male	Female	TOTAL	Male	Female	TOTAL	Male	Female
Very wrong	79%	79%	80%	58%	60%	56%	22%	25%	20%	52%	54%	51%
Wrong	13%	13%	13%	24%	23%	25%	24%	25%	23%	20%	20%	20%
A little wrong	3%	3%	3%	9%	8%	11%	27%	24%	29%	13%	12%	15%
Not wrong at all	1%	1%	1%	4%	4%	4%	20%	18%	22%	9%	8%	9%
Don't know	3%	4%	3%	5%	5%	4%	7%	8%	7%	5%	6%	5%
Percent who answered question	95%	95%	96%	97%	97%	98%	98%	97%	98%	97%	96%	97%

Iowa Youth Survey • State of Iowa Results (weighted)												
How wrong would most of the students in your school (not just your best friends) feel it would be for you to smoke marijuana?												
IYS Question E9	6th Grade			8th Grade			11th Grade			All Grades		
	TOTAL	Male	Female	TOTAL	Male	Female	TOTAL	Male	Female	TOTAL	Male	Female
Very wrong	86%	86%	87%	69%	69%	69%	33%	35%	32%	62%	63%	62%
Wrong	8%	8%	8%	17%	16%	18%	23%	23%	24%	16%	16%	17%
A little wrong	1%	2%	1%	6%	5%	6%	20%	19%	21%	9%	9%	10%
Not wrong at all	1%	1%	1%	3%	4%	3%	16%	16%	16%	7%	7%	7%
Don't know	3%	4%	3%	5%	5%	4%	7%	8%	7%	5%	6%	5%
Percent who answered question	95%	95%	95%	97%	97%	98%	97%	97%	98%	96%	96%	97%

Iowa Youth Survey • State of Iowa Results (weighted)												
How wrong would most of the students in your school (not just your best friends) feel it would be for you to use any illegal drug other than alcohol, cigarettes, or marijuana?												
IYS Question E10	6th Grade			8th Grade			11th Grade			All Grades		
	TOTAL	Male	Female	TOTAL	Male	Female	TOTAL	Male	Female	TOTAL	Male	Female
Very wrong	86%	86%	87%	72%	72%	72%	46%	48%	43%	67%	68%	66%
Wrong	8%	8%	8%	16%	16%	17%	25%	24%	27%	17%	16%	18%
A little wrong	1%	1%	1%	5%	4%	5%	14%	12%	16%	7%	6%	8%
Not wrong at all	1%	1%	1%	2%	3%	2%	8%	8%	7%	4%	4%	4%
Don't know	3%	4%	3%	5%	5%	4%	8%	8%	7%	5%	6%	5%
Percent who answered question	95%	95%	96%	97%	97%	98%	97%	97%	98%	96%	96%	97%

Iowa Youth Survey • State of Iowa Results (weighted)												
How wrong would most of the students in your school (not just your best friends) feel it would be for you to start a physical fight with someone?												
IYS Question E11	6th Grade			8th Grade			11th Grade			All Grades		
	TOTAL	Male	Female	TOTAL	Male	Female	TOTAL	Male	Female	TOTAL	Male	Female
Very wrong	60%	56%	64%	36%	34%	38%	18%	17%	19%	37%	35%	39%
Wrong	21%	21%	21%	24%	21%	26%	22%	19%	24%	22%	21%	24%
A little wrong	10%	12%	8%	22%	23%	21%	29%	29%	29%	21%	22%	20%
Not wrong at all	5%	6%	4%	14%	16%	11%	24%	27%	21%	14%	16%	12%
Don't know	4%	4%	3%	5%	6%	4%	8%	8%	7%	6%	6%	5%
Percent who answered question	95%	95%	96%	97%	97%	98%	98%	97%	98%	97%	96%	97%

Iowa Youth Survey • State of Iowa Results (weighted)												
How wrong would most of the students in your school (not just your best friends) feel it would be for you to carry a gun, knife, club, or other weapon to school?												
IYS Question E12	6th Grade			8th Grade			11th Grade			All Grades		
	TOTAL	Male	Female	TOTAL	Male	Female	TOTAL	Male	Female	TOTAL	Male	Female
Very wrong	84%	83%	86%	69%	68%	70%	54%	52%	57%	69%	67%	70%
Wrong	9%	9%	9%	17%	17%	18%	22%	21%	23%	16%	16%	17%
A little wrong	2%	2%	2%	6%	6%	5%	10%	11%	9%	6%	7%	6%
Not wrong at all	1%	2%	1%	3%	3%	2%	6%	8%	4%	3%	4%	3%
Don't know	3%	4%	3%	5%	5%	4%	7%	8%	6%	5%	6%	4%
Percent who answered question	95%	95%	95%	97%	97%	98%	98%	97%	98%	96%	96%	97%

Iowa Youth Survey • State of Iowa Results (weighted)												
How wrong would most of the students in your school (not just your best friends) feel it would be for you to go to a party where kids under 21 were using alcohol?												
IYS Question E13	6th Grade			8th Grade			11th Grade			All Grades		
	TOTAL	Male	Female	TOTAL	Male	Female	TOTAL	Male	Female	TOTAL	Male	Female
Very wrong	79%	78%	80%	51%	53%	48%	15%	17%	13%	47%	49%	46%
Wrong	12%	12%	12%	21%	20%	23%	13%	14%	12%	15%	15%	15%
A little wrong	4%	4%	4%	14%	12%	15%	23%	22%	24%	14%	13%	14%
Not wrong at all	2%	2%	2%	9%	9%	9%	41%	38%	45%	18%	17%	20%
Don't know	4%	4%	3%	5%	6%	5%	7%	8%	6%	5%	6%	5%
Percent who answered question	95%	95%	96%	98%	97%	98%	98%	97%	98%	97%	96%	97%

Iowa Youth Survey • State of Iowa Results (weighted)												
How wrong would most of the students in your school (not just your best friends) feel it would be for you to go to a party where kids were using drugs?												
IYS Question E14	6th Grade			8th Grade			11th Grade			All Grades		
	TOTAL	Male	Female	TOTAL	Male	Female	TOTAL	Male	Female	TOTAL	Male	Female
Very wrong	84%	84%	85%	65%	67%	63%	32%	35%	29%	60%	61%	58%
Wrong	9%	9%	9%	18%	17%	20%	23%	23%	23%	17%	16%	17%
A little wrong	2%	2%	2%	7%	6%	8%	20%	17%	22%	10%	9%	11%
Not wrong at all	1%	2%	1%	4%	4%	5%	18%	16%	19%	8%	8%	9%
Don't know	3%	4%	3%	5%	6%	5%	8%	8%	7%	6%	6%	5%
Percent who answered question	95%	95%	95%	97%	97%	98%	98%	97%	98%	96%	96%	97%

Iowa Youth Survey • State of Iowa Results (weighted)												
My teachers care about me.												
IYS Question E15	6th Grade			8th Grade			11th Grade			All Grades		
	TOTAL	Male	Female	TOTAL	Male	Female	TOTAL	Male	Female	TOTAL	Male	Female
Strongly agree	53%	50%	55%	29%	29%	29%	19%	21%	18%	33%	33%	33%
Agree	40%	41%	39%	54%	51%	57%	62%	60%	65%	52%	51%	54%
Disagree	5%	6%	4%	12%	12%	11%	14%	14%	14%	10%	11%	10%
Strongly disagree	3%	3%	2%	5%	7%	4%	5%	6%	3%	4%	6%	3%
Percent who answered question	95%	95%	96%	98%	97%	98%	98%	97%	98%	97%	97%	97%

Iowa Youth Survey • State of Iowa Results (weighted)												
My teachers are available to talk with students one-on-one.												
IYS Question E16	6th Grade			8th Grade			11th Grade			All Grades		
	TOTAL	Male	Female	TOTAL	Male	Female	TOTAL	Male	Female	TOTAL	Male	Female
Strongly agree	57%	57%	57%	36%	36%	35%	24%	25%	23%	39%	39%	38%
Agree	35%	35%	35%	48%	48%	49%	59%	59%	60%	48%	47%	48%
Disagree	6%	6%	6%	12%	11%	13%	14%	12%	15%	11%	10%	11%
Strongly disagree	2%	2%	2%	4%	5%	3%	3%	4%	3%	3%	4%	3%
Percent who answered question	95%	95%	96%	98%	97%	98%	98%	97%	98%	97%	96%	97%



Iowa Youth Survey • State of Iowa Results (weighted)												
My teachers notice when I am doing a good job and let me know about it.												
IYS Question E17	6th Grade			8th Grade			11th Grade			All Grades		
	TOTAL	Male	Female	TOTAL	Male	Female	TOTAL	Male	Female	TOTAL	Male	Female
Strongly agree	52%	53%	52%	33%	34%	32%	20%	22%	19%	35%	36%	34%
Agree	36%	36%	37%	47%	45%	48%	52%	53%	52%	45%	45%	46%
Disagree	9%	8%	9%	16%	15%	17%	22%	19%	25%	16%	14%	17%
Strongly disagree	3%	3%	2%	5%	6%	4%	5%	6%	4%	4%	5%	3%
Percent who answered question	95%	95%	95%	97%	97%	98%	98%	97%	98%	97%	96%	97%

Iowa Youth Survey • State of Iowa Results (weighted)												
Students in my school treat each other with respect.												
IYS Question E18	6th Grade			8th Grade			11th Grade			All Grades		
	TOTAL	Male	Female	TOTAL	Male	Female	TOTAL	Male	Female	TOTAL	Male	Female
Strongly agree	28%	29%	26%	14%	17%	12%	9%	12%	7%	17%	19%	14%
Agree	42%	41%	42%	39%	40%	38%	41%	45%	38%	41%	42%	39%
Disagree	23%	21%	24%	33%	30%	36%	37%	32%	41%	31%	28%	34%
Strongly disagree	8%	8%	7%	14%	13%	14%	13%	11%	14%	12%	11%	12%
Percent who answered question	95%	95%	95%	97%	97%	98%	97%	97%	98%	96%	96%	97%

Iowa Youth Survey • State of Iowa Results (weighted)												
I feel safe at school.												
IYS Question E19	6th Grade			8th Grade			11th Grade			All Grades		
	TOTAL	Male	Female	TOTAL	Male	Female	TOTAL	Male	Female	TOTAL	Male	Female
Strongly agree	50%	49%	51%	31%	32%	31%	22%	24%	20%	34%	35%	33%
Agree	38%	38%	38%	50%	48%	52%	60%	59%	62%	50%	49%	51%
Disagree	8%	9%	8%	13%	13%	13%	13%	12%	14%	11%	11%	12%
Strongly disagree	4%	4%	3%	6%	6%	5%	5%	5%	4%	5%	5%	4%
Percent who answered question	95%	95%	95%	97%	97%	98%	97%	97%	98%	96%	96%	97%

Iowa Youth Survey • State of Iowa Results (weighted)												
I care about my school.												
IYS Question E20	6th Grade			8th Grade			11th Grade			All Grades		
	TOTAL	Male	Female	TOTAL	Male	Female	TOTAL	Male	Female	TOTAL	Male	Female
Strongly agree	57%	52%	62%	33%	30%	35%	22%	22%	22%	37%	34%	39%
Agree	34%	36%	33%	46%	45%	48%	54%	50%	57%	45%	44%	46%
Disagree	5%	7%	4%	13%	15%	12%	17%	18%	16%	12%	13%	11%
Strongly disagree	3%	5%	2%	8%	10%	5%	8%	10%	6%	6%	8%	4%
Percent who answered question	95%	95%	95%	97%	97%	98%	97%	97%	98%	96%	96%	97%

Iowa Youth Survey • State of Iowa Results (weighted)												
I try to do my best in school.												
IYS Question E21	6th Grade			8th Grade			11th Grade			All Grades		
	TOTAL	Male	Female	TOTAL	Male	Female	TOTAL	Male	Female	TOTAL	Male	Female
Strongly agree	74%	70%	78%	53%	49%	57%	37%	31%	43%	54%	50%	59%
Agree	23%	26%	20%	39%	41%	37%	50%	50%	49%	38%	39%	36%
Disagree	2%	2%	1%	6%	7%	4%	11%	15%	7%	6%	8%	4%
Strongly disagree	1%	1%	1%	3%	3%	2%	3%	4%	1%	2%	3%	1%
Percent who answered question	95%	95%	96%	97%	97%	98%	97%	97%	98%	97%	96%	97%

Iowa Youth Survey • State of Iowa Results (weighted)												
I plan to finish high school.												
IYS Question E22	6th Grade			8th Grade			11th Grade			All Grades		
	TOTAL	Male	Female	TOTAL	Male	Female	TOTAL	Male	Female	TOTAL	Male	Female
Strongly agree	84%	82%	87%	77%	74%	80%	74%	70%	78%	78%	75%	81%
Agree	14%	16%	12%	21%	23%	18%	24%	26%	21%	20%	22%	17%
Disagree	1%	1%	1%	1%	1%	1%	1%	1%	1%	1%	1%	1%
Strongly disagree	1%	1%	1%	1%	2%	1%	1%	2%	0%	1%	2%	1%
Percent who answered question	95%	95%	96%	98%	97%	98%	98%	97%	98%	97%	96%	97%

Iowa Youth Survey • State of Iowa Results (weighted)												
My school lets a parent/guardian know if I'm doing a good job.												
IYS Question E23	6th Grade			8th Grade			11th Grade			All Grades		
	TOTAL	Male	Female	TOTAL	Male	Female	TOTAL	Male	Female	TOTAL	Male	Female
Strongly agree	53%	54%	53%	32%	34%	30%	20%	22%	18%	35%	36%	33%
Agree	34%	33%	34%	39%	38%	41%	39%	40%	38%	37%	37%	38%
Disagree	10%	9%	10%	21%	19%	22%	30%	27%	34%	20%	18%	23%
Strongly disagree	4%	4%	3%	8%	9%	7%	10%	11%	9%	7%	8%	6%
Percent who answered question	95%	95%	95%	97%	97%	98%	97%	97%	98%	96%	96%	97%

Iowa Youth Survey • State of Iowa Results (weighted)												
My school lets a parent/guardian know if I've done something wrong.												
IYS Question E24	6th Grade			8th Grade			11th Grade			All Grades		
	TOTAL	Male	Female	TOTAL	Male	Female	TOTAL	Male	Female	TOTAL	Male	Female
Strongly agree	65%	64%	66%	48%	49%	48%	36%	36%	36%	49%	49%	49%
Agree	31%	31%	30%	44%	43%	46%	55%	54%	57%	44%	43%	45%
Disagree	3%	3%	3%	5%	5%	5%	7%	7%	6%	5%	5%	5%
Strongly disagree	1%	2%	1%	2%	3%	2%	2%	3%	1%	2%	3%	1%
Percent who answered question	95%	95%	95%	97%	97%	98%	97%	97%	98%	96%	96%	97%

Iowa Youth Survey • State of Iowa Results (weighted)												
There is at least one adult at school that I could go to for help with a problem.												
IYS Question E25	6th Grade			8th Grade			11th Grade			All Grades		
	TOTAL	Male	Female	TOTAL	Male	Female	TOTAL	Male	Female	TOTAL	Male	Female
Strongly agree	68%	66%	70%	50%	48%	52%	41%	39%	43%	53%	51%	54%
Agree	25%	26%	23%	35%	36%	34%	45%	47%	43%	35%	36%	34%
Disagree	4%	4%	4%	9%	9%	9%	10%	9%	10%	8%	7%	8%
Strongly disagree	3%	4%	3%	6%	7%	5%	5%	5%	4%	5%	5%	4%
Percent who answered question	95%	95%	95%	97%	97%	98%	97%	97%	98%	96%	96%	97%

Iowa Youth Survey • State of Iowa Results (weighted)												
I do the homework that is assigned.												
IYS Question E26	6th Grade			8th Grade			11th Grade			All Grades		
	TOTAL	Male	Female	TOTAL	Male	Female	TOTAL	Male	Female	TOTAL	Male	Female
Strongly agree	68%	65%	72%	51%	47%	55%	36%	30%	41%	51%	47%	56%
Agree	28%	31%	25%	41%	44%	39%	53%	54%	51%	41%	43%	39%
Disagree	2%	3%	2%	5%	6%	5%	9%	12%	7%	6%	7%	5%
Strongly disagree	1%	1%	1%	2%	3%	1%	2%	3%	1%	2%	3%	1%
Percent who answered question	95%	95%	95%	97%	97%	98%	97%	97%	98%	96%	96%	97%

Iowa Youth Survey • State of Iowa Results (weighted)												
My school provides opportunities to learn about many different careers.												
IYS Question E27	6th Grade			8th Grade			11th Grade			All Grades		
	TOTAL	Male	Female	TOTAL	Male	Female	TOTAL	Male	Female	TOTAL	Male	Female
Strongly agree	51%	52%	49%	36%	38%	34%	27%	29%	26%	38%	40%	36%
Agree	35%	34%	36%	43%	42%	44%	52%	53%	52%	44%	43%	44%
Disagree	11%	10%	12%	15%	14%	17%	16%	13%	19%	14%	12%	16%
Strongly disagree	4%	4%	3%	5%	6%	4%	4%	5%	4%	4%	5%	4%
Percent who answered question	94%	94%	94%	97%	97%	98%	97%	97%	98%	96%	96%	97%

Iowa Youth Survey • State of Iowa Results (weighted)												
I know how to apply for a job.												
IYS Question E28	6th Grade			8th Grade			11th Grade			All Grades		
	TOTAL	Male	Female	TOTAL	Male	Female	TOTAL	Male	Female	TOTAL	Male	Female
Strongly agree	33%	36%	30%	28%	32%	25%	42%	42%	41%	35%	37%	32%
Agree	30%	31%	30%	39%	39%	38%	48%	47%	48%	39%	39%	39%
Disagree	27%	23%	30%	26%	21%	30%	8%	7%	9%	20%	17%	23%
Strongly disagree	10%	10%	10%	7%	7%	7%	2%	3%	2%	6%	7%	6%
Percent who answered question	93%	93%	93%	97%	97%	98%	97%	97%	98%	96%	95%	96%

Iowa Youth Survey • State of Iowa Results (weighted)												
I have appropriate job interview skills.												
IYS Question E29	6th Grade			8th Grade			11th Grade			All Grades		
	TOTAL	Male	Female	TOTAL	Male	Female	TOTAL	Male	Female	TOTAL	Male	Female
Strongly agree	36%	38%	35%	28%	31%	25%	37%	37%	36%	34%	36%	32%
Agree	35%	34%	35%	43%	43%	44%	50%	50%	51%	43%	42%	43%
Disagree	20%	19%	22%	22%	20%	25%	11%	10%	11%	18%	16%	19%
Strongly disagree	9%	9%	9%	6%	6%	6%	2%	3%	2%	6%	6%	6%
Percent who answered question	91%	91%	92%	96%	96%	97%	97%	97%	98%	95%	94%	95%

Iowa Youth Survey • State of Iowa Results (weighted)												
At school, my grades are mostly:												
IYS Question E30	6th Grade			8th Grade			11th Grade			All Grades		
	TOTAL	Male	Female	TOTAL	Male	Female	TOTAL	Male	Female	TOTAL	Male	Female
Excellent	33%	30%	36%	25%	24%	27%	19%	18%	19%	25%	24%	27%
Above average	31%	32%	30%	34%	34%	34%	36%	34%	37%	34%	34%	34%
Average	31%	32%	30%	34%	34%	34%	39%	39%	39%	35%	35%	34%
Below average	4%	4%	3%	5%	6%	4%	6%	7%	4%	5%	6%	4%
Failing	1%	1%	1%	1%	2%	1%	1%	2%	1%	1%	2%	1%
Percent who answered question	95%	95%	96%	98%	97%	98%	98%	97%	98%	96%	96%	97%

**Section F. Family Questions**

Iowa Youth Survey • State of Iowa Results (weighted)												
In my home there are clear rules about what I can and cannot do.												
IYS Question F1	6th Grade			8th Grade			11th Grade			All Grades		
	TOTAL	Male	Female	TOTAL	Male	Female	TOTAL	Male	Female	TOTAL	Male	Female
Strongly agree	65%	64%	66%	52%	52%	52%	42%	42%	43%	53%	53%	53%
Agree	29%	30%	29%	39%	38%	39%	45%	46%	45%	38%	38%	38%
Disagree	4%	4%	4%	7%	7%	8%	10%	9%	10%	7%	7%	7%
Strongly disagree	1%	2%	1%	2%	2%	2%	3%	3%	2%	2%	2%	2%
Percent who answered question	95%	94%	95%	97%	97%	98%	98%	97%	98%	96%	96%	97%

Iowa Youth Survey • State of Iowa Results (weighted)												
I have a happy home.												
IYS Question F2	6th Grade			8th Grade			11th Grade			All Grades		
	TOTAL	Male	Female	TOTAL	Male	Female	TOTAL	Male	Female	TOTAL	Male	Female
Strongly agree	61%	61%	60%	48%	50%	46%	41%	42%	40%	50%	51%	48%
Agree	30%	30%	31%	38%	38%	37%	44%	45%	43%	37%	38%	37%
Disagree	6%	6%	7%	10%	8%	12%	11%	10%	13%	9%	8%	10%
Strongly disagree	3%	3%	2%	4%	3%	5%	4%	4%	4%	4%	3%	4%
Percent who answered question	94%	94%	95%	97%	97%	98%	97%	97%	98%	96%	96%	97%

Iowa Youth Survey • State of Iowa Results (weighted)												
There are people living in my home who have a serious alcohol or drug problem.												
IYS Question F3	6th Grade			8th Grade			11th Grade			All Grades		
	TOTAL	Male	Female	TOTAL	Male	Female	TOTAL	Male	Female	TOTAL	Male	Female
Strongly agree	11%	12%	9%	8%	9%	7%	6%	7%	6%	8%	10%	7%
Agree	8%	8%	7%	8%	8%	8%	9%	9%	9%	8%	8%	8%
Disagree	17%	17%	17%	20%	20%	21%	22%	22%	22%	20%	20%	20%
Strongly disagree	65%	63%	67%	63%	62%	65%	63%	61%	64%	64%	62%	65%
Percent who answered question	93%	93%	94%	97%	97%	97%	97%	97%	98%	96%	96%	96%

Iowa Youth Survey • State of Iowa Results (weighted)												
I feel very close to at least one of my parents/guardians.												
IYS Question F4	6th Grade			8th Grade			11th Grade			All Grades		
	TOTAL	Male	Female	TOTAL	Male	Female	TOTAL	Male	Female	TOTAL	Male	Female
Strongly agree	78%	79%	78%	62%	64%	59%	48%	49%	47%	62%	63%	61%
Agree	17%	17%	17%	27%	28%	27%	36%	38%	35%	27%	28%	27%
Disagree	3%	3%	3%	7%	5%	9%	11%	10%	13%	7%	6%	9%
Strongly disagree	2%	2%	2%	4%	3%	5%	4%	4%	5%	4%	3%	4%
Percent who answered question	94%	94%	94%	97%	97%	98%	97%	97%	98%	96%	96%	97%

Iowa Youth Survey • State of Iowa Results (weighted)												
I can talk about the things that bother me or I don't understand with someone in my home.												
IYS Question F5	6th Grade			8th Grade			11th Grade			All Grades		
	TOTAL	Male	Female	TOTAL	Male	Female	TOTAL	Male	Female	TOTAL	Male	Female
Strongly agree	63%	63%	63%	47%	48%	47%	39%	38%	40%	49%	49%	49%
Agree	25%	25%	25%	33%	33%	32%	38%	40%	36%	32%	33%	31%
Disagree	7%	7%	8%	13%	12%	14%	16%	16%	16%	12%	12%	13%
Strongly disagree	5%	5%	4%	7%	7%	8%	7%	7%	8%	7%	6%	7%
Percent who answered question	94%	93%	94%	97%	97%	98%	97%	97%	98%	96%	96%	97%

Iowa Youth Survey • State of Iowa Results (weighted)												
I can get help and support when I need it from someone in my home.												
IYS Question F6	6th Grade			8th Grade			11th Grade			All Grades		
	TOTAL	Male	Female	TOTAL	Male	Female	TOTAL	Male	Female	TOTAL	Male	Female
Strongly agree	72%	72%	73%	57%	58%	56%	46%	45%	47%	58%	58%	58%
Agree	21%	22%	21%	31%	32%	31%	40%	42%	38%	31%	32%	30%
Disagree	3%	3%	4%	7%	6%	8%	9%	8%	10%	7%	6%	7%
Strongly disagree	3%	3%	3%	5%	4%	5%	5%	5%	5%	4%	4%	4%
Percent who answered question	94%	93%	94%	97%	97%	98%	97%	97%	98%	96%	96%	97%

Iowa Youth Survey • State of Iowa Results (weighted)												
A parent/guardian knows where I am and who I am with, especially in the evening and on weekends.												
IYS Question F7	6th Grade			8th Grade			11th Grade			All Grades		
	TOTAL	Male	Female	TOTAL	Male	Female	TOTAL	Male	Female	TOTAL	Male	Female
Never	5%	7%	4%	5%	6%	4%	4%	6%	3%	5%	6%	4%
Sometimes	9%	10%	7%	15%	16%	14%	22%	24%	20%	15%	17%	14%
Often	18%	22%	14%	26%	30%	22%	34%	37%	31%	26%	30%	22%
Always	68%	61%	75%	54%	47%	61%	40%	33%	47%	54%	47%	60%
Percent who answered question	94%	94%	95%	97%	97%	98%	97%	97%	98%	96%	96%	97%

Iowa Youth Survey • State of Iowa Results (weighted)												
A parent/guardian checks to make sure I have done the things I am supposed to do (school homework, household chores, get home on time, etc.).												
IYS Question F8	6th Grade			8th Grade			11th Grade			All Grades		
	TOTAL	Male	Female	TOTAL	Male	Female	TOTAL	Male	Female	TOTAL	Male	Female
Never	6%	8%	5%	8%	8%	7%	10%	10%	10%	8%	9%	8%
Sometimes	11%	12%	11%	20%	20%	20%	30%	31%	29%	21%	21%	20%
Often	21%	22%	19%	28%	30%	26%	32%	33%	30%	27%	28%	25%
Always	62%	59%	65%	45%	43%	47%	28%	25%	31%	44%	42%	47%
Percent who answered question	94%	93%	94%	97%	97%	98%	97%	97%	98%	96%	96%	97%

Iowa Youth Survey • State of Iowa Results (weighted)												
A parent/guardian generally finds out if I have done something wrong, and then punishes me.												
IYS Question F9	6th Grade			8th Grade			11th Grade			All Grades		
	TOTAL	Male	Female	TOTAL	Male	Female	TOTAL	Male	Female	TOTAL	Male	Female
Never	7%	8%	6%	8%	9%	7%	10%	11%	10%	9%	9%	8%
Sometimes	17%	18%	17%	24%	24%	24%	33%	34%	33%	25%	25%	25%
Often	27%	28%	25%	30%	32%	29%	30%	32%	29%	29%	31%	27%
Always	49%	45%	52%	38%	35%	40%	26%	23%	29%	37%	34%	40%
Percent who answered question	93%	93%	94%	97%	96%	98%	97%	97%	98%	96%	95%	96%

Iowa Youth Survey • State of Iowa Results (weighted)												
When I am doing a good job, someone in my home lets me know about it.												
IYS Question F10	6th Grade			8th Grade			11th Grade			All Grades		
	TOTAL	Male	Female	TOTAL	Male	Female	TOTAL	Male	Female	TOTAL	Male	Female
Never	10%	11%	8%	12%	12%	12%	12%	12%	12%	11%	12%	11%
Sometimes	18%	19%	18%	27%	26%	27%	33%	34%	33%	26%	26%	26%
Often	23%	24%	21%	27%	28%	25%	29%	32%	27%	26%	28%	25%
Always	49%	46%	53%	35%	33%	36%	25%	23%	27%	36%	34%	38%
Percent who answered question	93%	93%	94%	97%	96%	97%	97%	97%	98%	96%	95%	96%



Iowa Youth Survey • State of Iowa Results (weighted)												
Someone in my home helps me with my schoolwork.												
IYS Question F11	6th Grade			8th Grade			11th Grade			All Grades		
	TOTAL	Male	Female	TOTAL	Male	Female	TOTAL	Male	Female	TOTAL	Male	Female
Never	10%	12%	8%	17%	18%	16%	32%	33%	32%	20%	21%	19%
Sometimes	24%	25%	22%	32%	32%	33%	39%	38%	39%	32%	32%	32%
Often	22%	23%	22%	23%	24%	22%	16%	17%	16%	21%	21%	20%
Always	44%	41%	48%	28%	27%	29%	12%	12%	13%	28%	26%	29%
Percent who answered question	93%	93%	94%	97%	96%	97%	97%	97%	98%	95%	95%	96%

Iowa Youth Survey • State of Iowa Results (weighted)												
At least one of my parents/guardians goes to school activities that I am involved in.												
IYS Question F12	6th Grade			8th Grade			11th Grade			All Grades		
	TOTAL	Male	Female	TOTAL	Male	Female	TOTAL	Male	Female	TOTAL	Male	Female
Never	19%	22%	16%	17%	19%	16%	19%	19%	19%	18%	20%	17%
Sometimes	20%	21%	19%	18%	18%	18%	20%	19%	20%	19%	19%	19%
Often	18%	18%	18%	21%	21%	21%	22%	23%	21%	20%	21%	20%
Always	43%	39%	47%	44%	42%	45%	39%	39%	40%	42%	40%	44%
Percent who answered question	93%	92%	93%	96%	96%	97%	97%	96%	97%	95%	95%	96%

Iowa Youth Survey • State of Iowa Results (weighted)												
How wrong would your parents/guardians feel it would be for you to drink beer, wine or hard liquor (for example vodka, whiskey, gin) without their permission?												
IYS Question F13	6th Grade			8th Grade			11th Grade			All Grades		
	TOTAL	Male	Female	TOTAL	Male	Female	TOTAL	Male	Female	TOTAL	Male	Female
Very wrong	92%	90%	93%	82%	80%	84%	59%	55%	63%	77%	75%	79%
Wrong	5%	5%	4%	10%	11%	10%	21%	22%	21%	12%	13%	12%
A little wrong	2%	2%	1%	5%	5%	4%	14%	16%	12%	7%	8%	6%
Not wrong at all	1%	1%	1%	2%	2%	1%	4%	5%	3%	2%	3%	2%
Don't know	1%	1%	1%	1%	1%	1%	1%	2%	1%	1%	2%	1%
Percent who answered question	93%	93%	94%	97%	97%	98%	97%	97%	98%	96%	95%	96%

Iowa Youth Survey • State of Iowa Results (weighted)												
How wrong would your parents/guardians feel it would be for you to smoke cigarettes?												
IYS Question F14	6th Grade			8th Grade			11th Grade			All Grades		
	TOTAL	Male	Female	TOTAL	Male	Female	TOTAL	Male	Female	TOTAL	Male	Female
Very wrong	94%	93%	94%	89%	88%	90%	77%	74%	79%	86%	85%	88%
Wrong	4%	4%	3%	6%	7%	6%	13%	14%	12%	8%	9%	7%
A little wrong	1%	1%	1%	2%	2%	2%	6%	6%	5%	3%	3%	3%
Not wrong at all	1%	1%	1%	1%	2%	1%	3%	4%	2%	2%	2%	1%
Don't know	1%	1%	1%	1%	1%	1%	1%	2%	1%	1%	1%	1%
Percent who answered question	93%	93%	94%	97%	96%	97%	97%	97%	98%	95%	95%	96%

Iowa Youth Survey • State of Iowa Results (weighted)												
How wrong would your parents/guardians feel it would be for you to smoke marijuana?												
IYS Question F15	6th Grade			8th Grade			11th Grade			All Grades		
	TOTAL	Male	Female	TOTAL	Male	Female	TOTAL	Male	Female	TOTAL	Male	Female
Very wrong	96%	95%	97%	93%	91%	94%	85%	82%	88%	91%	89%	93%
Wrong	2%	3%	2%	4%	5%	3%	8%	9%	7%	5%	5%	4%
A little wrong	0%	1%	0%	1%	1%	1%	4%	4%	3%	2%	2%	2%
Not wrong at all	1%	1%	0%	1%	2%	1%	2%	3%	2%	1%	2%	1%
Don't know	1%	1%	1%	1%	1%	1%	1%	2%	1%	1%	1%	1%
Percent who answered question	93%	92%	94%	96%	96%	97%	97%	96%	97%	95%	95%	96%

Iowa Youth Survey • State of Iowa Results (weighted)												
How wrong would your parents/guardians feel it would be for you to use any illegal drug other than alcohol, cigarettes, or marijuana?												
IYS Question F16	6th Grade			8th Grade			11th Grade			All Grades		
	TOTAL	Male	Female	TOTAL	Male	Female	TOTAL	Male	Female	TOTAL	Male	Female
Very wrong	96%	95%	97%	94%	93%	95%	91%	89%	94%	93%	92%	95%
Wrong	2%	3%	2%	3%	4%	3%	5%	6%	4%	4%	4%	3%
A little wrong	0%	0%	0%	1%	1%	1%	1%	2%	1%	1%	1%	1%
Not wrong at all	0%	1%	0%	1%	1%	0%	1%	2%	1%	1%	1%	0%
Don't know	1%	1%	1%	1%	1%	1%	1%	2%	1%	1%	1%	1%
Percent who answered question	93%	93%	94%	97%	96%	97%	97%	97%	98%	95%	95%	96%

Iowa Youth Survey • State of Iowa Results (weighted)												
How wrong would your parents/guardians feel it would be for you to start a physical fight with someone?												
IYS Question F17	6th Grade			8th Grade			11th Grade			All Grades		
	TOTAL	Male	Female	TOTAL	Male	Female	TOTAL	Male	Female	TOTAL	Male	Female
Very wrong	81%	76%	86%	68%	62%	74%	59%	51%	67%	69%	63%	75%
Wrong	12%	14%	9%	18%	20%	15%	21%	23%	20%	17%	19%	15%
A little wrong	4%	6%	3%	10%	12%	8%	14%	18%	10%	9%	12%	7%
Not wrong at all	1%	2%	1%	3%	5%	2%	4%	6%	2%	3%	4%	2%
Don't know	1%	2%	1%	1%	2%	1%	2%	2%	1%	1%	2%	1%
Percent who answered question	93%	93%	94%	97%	96%	97%	97%	97%	98%	95%	95%	96%

Iowa Youth Survey • State of Iowa Results (weighted)												
How wrong would your parents/guardians feel it would be for you to carry a gun, knife, club, or other weapon to school?												
IYS Question F18	6th Grade			8th Grade			11th Grade			All Grades		
	TOTAL	Male	Female	TOTAL	Male	Female	TOTAL	Male	Female	TOTAL	Male	Female
Very wrong	95%	94%	96%	92%	90%	94%	88%	83%	92%	91%	89%	94%
Wrong	3%	3%	2%	5%	6%	4%	7%	9%	5%	5%	6%	4%
A little wrong	1%	1%	0%	1%	2%	1%	2%	3%	1%	1%	2%	1%
Not wrong at all	1%	1%	0%	1%	2%	1%	1%	2%	1%	1%	2%	1%
Don't know	1%	1%	1%	1%	1%	1%	1%	2%	1%	1%	1%	1%
Percent who answered question	93%	93%	94%	97%	96%	97%	97%	97%	98%	95%	95%	96%

Iowa Youth Survey • State of Iowa Results (weighted)												
How wrong would your parents/guardians feel it would be for you to go to a party where kids under 21 were using alcohol?												
IYS Question F19	6th Grade			8th Grade			11th Grade			All Grades		
	TOTAL	Male	Female	TOTAL	Male	Female	TOTAL	Male	Female	TOTAL	Male	Female
Very wrong	93%	92%	94%	86%	84%	88%	68%	65%	70%	82%	80%	84%
Wrong	4%	4%	3%	8%	8%	7%	17%	18%	17%	10%	10%	9%
A little wrong	1%	1%	1%	3%	3%	3%	10%	11%	9%	5%	5%	5%
Not wrong at all	1%	1%	1%	2%	2%	1%	4%	5%	3%	2%	3%	2%
Don't know	1%	1%	1%	1%	2%	1%	1%	2%	1%	1%	2%	1%
Percent who answered question	93%	93%	94%	97%	97%	97%	97%	97%	98%	95%	95%	96%

Iowa Youth Survey • State of Iowa Results (weighted)												
How wrong would your parents/guardians feel it would be for you to go to a party where kids were using drugs?												
IYS Question F20	6th Grade			8th Grade			11th Grade			All Grades		
	TOTAL	Male	Female	TOTAL	Male	Female	TOTAL	Male	Female	TOTAL	Male	Female
Very wrong	95%	94%	96%	92%	90%	93%	86%	83%	88%	91%	89%	92%
Wrong	3%	3%	2%	4%	5%	4%	8%	9%	7%	5%	6%	5%
A little wrong	1%	1%	0%	1%	2%	1%	3%	3%	2%	2%	2%	1%
Not wrong at all	1%	1%	0%	1%	2%	1%	2%	2%	1%	1%	2%	1%
Don't know	1%	1%	1%	1%	2%	1%	1%	2%	1%	1%	1%	1%
Percent who answered question	93%	93%	94%	97%	96%	97%	97%	97%	98%	95%	95%	96%

**Section G. Community Questions**

Iowa Youth Survey • State of Iowa Results (weighted)												
In your neighborhood or community, how difficult do you think it would be for a kid your age to get cigarettes?												
IYS Question G1	6th Grade			8th Grade			11th Grade			All Grades		
	TOTAL	Male	Female	TOTAL	Male	Female	TOTAL	Male	Female	TOTAL	Male	Female
Very hard	51%	50%	51%	28%	29%	27%	10%	11%	9%	29%	29%	28%
Hard	20%	20%	21%	26%	26%	27%	14%	14%	14%	20%	20%	21%
Easy	9%	10%	9%	23%	22%	24%	35%	34%	37%	23%	22%	24%
Very easy	5%	5%	4%	12%	12%	11%	34%	34%	33%	17%	17%	17%
Don't know	15%	16%	15%	11%	12%	11%	7%	7%	7%	11%	11%	11%
Percent who answered question	93%	93%	94%	97%	97%	98%	97%	97%	98%	96%	95%	96%

Iowa Youth Survey • State of Iowa Results (weighted)												
In your neighborhood or community, how difficult do you think it would be for a kid your age to get alcoholic beverages (beer, wine or liquor)?												
IYS Question G2	6th Grade			8th Grade			11th Grade			All Grades		
	TOTAL	Male	Female	TOTAL	Male	Female	TOTAL	Male	Female	TOTAL	Male	Female
Very hard	48%	47%	49%	24%	25%	23%	8%	9%	7%	26%	26%	26%
Hard	20%	20%	21%	23%	23%	24%	13%	13%	12%	19%	19%	19%
Easy	12%	13%	11%	27%	26%	29%	38%	38%	38%	26%	26%	27%
Very easy	5%	6%	5%	16%	16%	15%	35%	34%	37%	19%	19%	20%
Don't know	14%	15%	14%	10%	10%	9%	6%	6%	5%	10%	10%	9%
Percent who answered question	93%	93%	93%	97%	97%	97%	97%	97%	98%	95%	95%	96%

Iowa Youth Survey • State of Iowa Results (weighted)												
In your neighborhood or community, how difficult do you think it would be for a kid your age to get marijuana (pot, grass, hash, bud, weed)?												
IYS Question G3	6th Grade			8th Grade			11th Grade			All Grades		
	TOTAL	Male	Female	TOTAL	Male	Female	TOTAL	Male	Female	TOTAL	Male	Female
Very hard	67%	66%	67%	47%	48%	47%	18%	19%	17%	43%	44%	43%
Hard	11%	11%	12%	21%	20%	21%	20%	20%	20%	17%	17%	18%
Easy	4%	4%	4%	12%	11%	12%	30%	28%	30%	15%	15%	16%
Very easy	3%	3%	2%	7%	8%	7%	21%	22%	20%	11%	11%	10%
Don't know	15%	16%	15%	13%	13%	13%	12%	11%	13%	13%	13%	13%
Percent who answered question	93%	92%	93%	97%	96%	97%	97%	97%	97%	95%	95%	96%

Iowa Youth Survey • State of Iowa Results (weighted)												
In your neighborhood or community, how difficult do you think it would be for a kid your age to get methamphetamines (crank, ice)?												
IYS Question G4	6th Grade			8th Grade			11th Grade			All Grades		
	TOTAL	Male	Female	TOTAL	Male	Female	TOTAL	Male	Female	TOTAL	Male	Female
Very hard	67%	67%	67%	54%	55%	53%	33%	35%	30%	51%	52%	49%
Hard	11%	10%	11%	20%	19%	21%	28%	27%	29%	20%	19%	21%
Easy	3%	3%	3%	7%	7%	7%	13%	12%	14%	8%	7%	8%
Very easy	2%	3%	2%	4%	5%	4%	7%	8%	6%	5%	5%	4%
Don't know	17%	17%	17%	15%	15%	16%	20%	18%	21%	17%	17%	18%
Percent who answered question	93%	92%	93%	97%	96%	97%	97%	97%	97%	95%	95%	96%

Iowa Youth Survey • State of Iowa Results (weighted)												
In your neighborhood or community, how difficult do you think it would be for a kid your age to get amphetamines other than methamphetamines (like stimulants, uppers, speed)?												
IYS Question G5	6th Grade			8th Grade			11th Grade			All Grades		
	TOTAL	Male	Female	TOTAL	Male	Female	TOTAL	Male	Female	TOTAL	Male	Female
Very hard	67%	67%	67%	53%	55%	52%	33%	35%	30%	50%	52%	49%
Hard	11%	10%	11%	20%	18%	21%	27%	26%	28%	19%	18%	20%
Easy	3%	3%	3%	7%	7%	7%	14%	13%	15%	8%	8%	9%
Very easy	2%	3%	2%	4%	5%	4%	7%	8%	6%	5%	5%	4%
Don't know	17%	17%	17%	16%	15%	16%	20%	18%	21%	17%	17%	18%
Percent who answered question	92%	92%	93%	97%	96%	97%	97%	97%	98%	95%	95%	96%

Iowa Youth Survey • State of Iowa Results (weighted)												
In your neighborhood or community, how difficult do you think it would be for a kid your age to get any other illegal drug (cocaine, etc.)?												
IYS Question G6	6th Grade			8th Grade			11th Grade			All Grades		
	TOTAL	Male	Female	TOTAL	Male	Female	TOTAL	Male	Female	TOTAL	Male	Female
Very hard	67%	68%	67%	53%	54%	51%	32%	35%	29%	50%	52%	48%
Hard	11%	10%	12%	19%	18%	21%	26%	25%	27%	19%	18%	20%
Easy	4%	4%	4%	8%	8%	9%	15%	14%	16%	9%	9%	10%
Very easy	3%	3%	2%	5%	5%	4%	8%	9%	7%	5%	6%	5%
Don't know	15%	16%	15%	14%	15%	14%	19%	17%	20%	16%	16%	17%
Percent who answered question	93%	92%	93%	97%	96%	97%	97%	97%	98%	95%	95%	96%

Iowa Youth Survey • State of Iowa Results (weighted)												
In your neighborhood or community, how difficult do you think it would be for a kid your age to get a handgun?												
IYS Question G7	6th Grade			8th Grade			11th Grade			All Grades		
	TOTAL	Male	Female	TOTAL	Male	Female	TOTAL	Male	Female	TOTAL	Male	Female
Very hard	56%	56%	57%	41%	43%	40%	30%	32%	28%	42%	43%	41%
Hard	17%	17%	17%	25%	24%	27%	27%	27%	28%	23%	22%	24%
Easy	7%	7%	6%	13%	12%	14%	16%	16%	17%	12%	12%	12%
Very easy	5%	5%	4%	7%	8%	6%	9%	10%	7%	7%	8%	6%
Don't know	15%	15%	15%	13%	13%	14%	18%	15%	20%	16%	14%	17%
Percent who answered question	93%	92%	93%	97%	97%	97%	97%	97%	98%	95%	95%	96%

Iowa Youth Survey • State of Iowa Results (weighted)												
How wrong would most adults in your neighborhood and/or community feel it would be for you to drink beer, wine, or hard liquor (for example vodka, whiskey, gin)?												
IYS Question G8	6th Grade			8th Grade			11th Grade			All Grades		
	TOTAL	Male	Female	TOTAL	Male	Female	TOTAL	Male	Female	TOTAL	Male	Female
Very wrong	83%	82%	85%	68%	68%	69%	43%	40%	46%	64%	63%	66%
Wrong	10%	10%	9%	19%	19%	19%	31%	31%	31%	20%	20%	20%
A little wrong	2%	3%	2%	6%	6%	6%	14%	16%	13%	8%	8%	7%
Not wrong at all	1%	1%	1%	2%	3%	2%	4%	6%	3%	3%	3%	2%
Don't know	4%	4%	4%	5%	5%	5%	7%	7%	6%	5%	5%	5%
Percent who answered question	93%	92%	93%	97%	97%	98%	97%	97%	98%	95%	95%	96%

Iowa Youth Survey • State of Iowa Results (weighted)												
How wrong would most adults in your neighborhood and/or community feel it would be for you to smoke cigarettes?												
IYS Question G9	6th Grade			8th Grade			11th Grade			All Grades		
	TOTAL	Male	Female	TOTAL	Male	Female	TOTAL	Male	Female	TOTAL	Male	Female
Very wrong	84%	84%	85%	74%	73%	74%	52%	49%	54%	69%	68%	70%
Wrong	9%	9%	9%	16%	16%	16%	28%	28%	28%	18%	18%	18%
A little wrong	2%	2%	2%	4%	4%	4%	10%	11%	9%	5%	6%	5%
Not wrong at all	1%	1%	1%	2%	2%	2%	4%	5%	3%	2%	3%	2%
Don't know	4%	4%	4%	5%	5%	4%	7%	7%	6%	5%	5%	5%
Percent who answered question	92%	92%	93%	97%	96%	97%	97%	96%	97%	95%	95%	96%

Iowa Youth Survey • State of Iowa Results (weighted)												
How wrong would most adults in your neighborhood and/or community feel it would be for you to smoke marijuana?												
IYS Question G10	6th Grade			8th Grade			11th Grade			All Grades		
	TOTAL	Male	Female	TOTAL	Male	Female	TOTAL	Male	Female	TOTAL	Male	Female
Very wrong	89%	89%	90%	82%	81%	82%	67%	64%	70%	79%	78%	80%
Wrong	5%	6%	5%	10%	10%	10%	19%	20%	18%	12%	12%	11%
A little wrong	1%	1%	1%	2%	2%	2%	5%	6%	4%	3%	3%	2%
Not wrong at all	1%	1%	0%	2%	2%	1%	3%	3%	2%	2%	2%	1%
Don't know	4%	4%	4%	5%	5%	4%	6%	7%	6%	5%	5%	5%
Percent who answered question	92%	92%	93%	97%	96%	97%	97%	96%	97%	95%	95%	96%

Iowa Youth Survey • State of Iowa Results (weighted)												
How wrong would most adults in your neighborhood and/or community feel it would be for you to use any illegal drug other than alcohol, cigarettes, or marijuana?												
IYS Question G11	6th Grade			8th Grade			11th Grade			All Grades		
	TOTAL	Male	Female	TOTAL	Male	Female	TOTAL	Male	Female	TOTAL	Male	Female
Very wrong	90%	89%	90%	83%	82%	84%	73%	70%	76%	81%	80%	83%
Wrong	5%	6%	5%	10%	10%	9%	16%	17%	15%	10%	11%	10%
A little wrong	1%	1%	1%	2%	2%	2%	3%	4%	3%	2%	2%	2%
Not wrong at all	1%	1%	0%	1%	2%	1%	2%	3%	1%	1%	2%	1%
Don't know	4%	4%	4%	5%	5%	4%	7%	7%	6%	5%	5%	5%
Percent who answered question	92%	92%	93%	97%	96%	97%	97%	96%	97%	95%	95%	96%



<b>Iowa Youth Survey • State of Iowa Results (weighted)</b>												
<b>How wrong would most adults in your neighborhood and/or community feel it would be for you to start a physical fight with someone?</b>												
<b>IYS Question G12</b>	<b>6th Grade</b>			<b>8th Grade</b>			<b>11th Grade</b>			<b>All Grades</b>		
	<b>TOTAL</b>	<b>Male</b>	<b>Female</b>	<b>TOTAL</b>	<b>Male</b>	<b>Female</b>	<b>TOTAL</b>	<b>Male</b>	<b>Female</b>	<b>TOTAL</b>	<b>Male</b>	<b>Female</b>
<b>Very wrong</b>	74%	70%	78%	61%	57%	65%	51%	45%	57%	61%	57%	66%
<b>Wrong</b>	14%	16%	13%	20%	21%	20%	26%	27%	25%	20%	21%	20%
<b>A little wrong</b>	5%	7%	4%	10%	12%	8%	12%	15%	9%	9%	11%	7%
<b>Not wrong at all</b>	2%	3%	1%	4%	5%	3%	4%	6%	3%	3%	5%	2%
<b>Don't know</b>	4%	4%	4%	5%	6%	5%	7%	8%	6%	6%	6%	5%
<b>Percent who answered question</b>	92%	92%	93%	97%	96%	97%	97%	96%	97%	95%	95%	96%

<b>Iowa Youth Survey • State of Iowa Results (weighted)</b>												
<b>How wrong would most adults in your neighborhood and/or community feel it would be for you to carry a gun, knife, club, or other weapon to school?</b>												
<b>IYS Question G13</b>	<b>6th Grade</b>			<b>8th Grade</b>			<b>11th Grade</b>			<b>All Grades</b>		
	<b>TOTAL</b>	<b>Male</b>	<b>Female</b>	<b>TOTAL</b>	<b>Male</b>	<b>Female</b>	<b>TOTAL</b>	<b>Male</b>	<b>Female</b>	<b>TOTAL</b>	<b>Male</b>	<b>Female</b>
<b>Very wrong</b>	89%	88%	90%	82%	80%	83%	73%	69%	77%	81%	79%	83%
<b>Wrong</b>	6%	6%	5%	10%	10%	10%	15%	16%	14%	10%	11%	10%
<b>A little wrong</b>	1%	1%	1%	2%	2%	2%	3%	4%	2%	2%	3%	2%
<b>Not wrong at all</b>	1%	1%	1%	1%	2%	1%	2%	3%	1%	1%	2%	1%
<b>Don't know</b>	4%	4%	3%	5%	5%	4%	6%	7%	6%	5%	5%	5%
<b>Percent who answered question</b>	92%	92%	93%	97%	96%	97%	97%	96%	97%	95%	95%	96%

Iowa Youth Survey • State of Iowa Results (weighted)												
How wrong would most adults in your neighborhood and/or community feel it would be for you to go to a party where kids under 21 were using alcohol?												
IYS Question G14	6th Grade			8th Grade			11th Grade			All Grades		
	TOTAL	Male	Female	TOTAL	Male	Female	TOTAL	Male	Female	TOTAL	Male	Female
Very wrong	86%	86%	87%	75%	74%	75%	54%	52%	56%	71%	70%	72%
Wrong	7%	7%	7%	14%	13%	14%	24%	24%	24%	15%	15%	15%
A little wrong	2%	2%	2%	4%	4%	5%	11%	11%	10%	6%	6%	6%
Not wrong at all	1%	1%	1%	2%	3%	2%	4%	5%	3%	3%	3%	2%
Don't know	4%	4%	4%	5%	5%	5%	7%	8%	6%	5%	6%	5%
Percent who answered question	92%	92%	93%	97%	96%	97%	97%	96%	97%	95%	95%	96%

Iowa Youth Survey • State of Iowa Results (weighted)												
How wrong would most adults in your neighborhood and/or community feel it would be for you to go to a party where kids were using drugs?												
IYS Question G15	6th Grade			8th Grade			11th Grade			All Grades		
	TOTAL	Male	Female	TOTAL	Male	Female	TOTAL	Male	Female	TOTAL	Male	Female
Very wrong	88%	88%	89%	80%	80%	81%	68%	66%	70%	79%	78%	79%
Wrong	6%	6%	6%	11%	10%	11%	18%	18%	18%	12%	12%	12%
A little wrong	1%	1%	1%	3%	2%	3%	5%	5%	4%	3%	3%	3%
Not wrong at all	1%	1%	1%	2%	2%	1%	3%	3%	2%	2%	2%	1%
Don't know	4%	4%	4%	5%	5%	5%	7%	8%	6%	5%	6%	5%
Percent who answered question	92%	92%	93%	96%	96%	97%	97%	96%	97%	95%	95%	96%

Iowa Youth Survey • State of Iowa Results (weighted)												
My neighborhood is a safe place to live.												
IYS Question G16	6th Grade			8th Grade			11th Grade			All Grades		
	TOTAL	Male	Female	TOTAL	Male	Female	TOTAL	Male	Female	TOTAL	Male	Female
Strongly agree	57%	59%	56%	50%	53%	47%	47%	50%	44%	51%	54%	49%
Agree	34%	32%	35%	40%	37%	44%	45%	42%	48%	40%	38%	43%
Disagree	6%	6%	6%	7%	7%	7%	6%	5%	6%	6%	6%	7%
Strongly disagree	2%	3%	2%	3%	3%	2%	2%	2%	1%	2%	3%	2%
Percent who answered question	92%	92%	93%	97%	96%	97%	97%	96%	97%	95%	95%	96%

Iowa Youth Survey • State of Iowa Results (weighted)												
In my neighborhood there are lots of fights, crime, or illegal drugs.												
IYS Question G17	6th Grade			8th Grade			11th Grade			All Grades		
	TOTAL	Male	Female	TOTAL	Male	Female	TOTAL	Male	Female	TOTAL	Male	Female
Strongly agree	9%	10%	8%	7%	9%	6%	5%	7%	4%	7%	9%	6%
Agree	8%	8%	8%	10%	10%	9%	10%	10%	9%	9%	10%	8%
Disagree	23%	24%	23%	28%	28%	29%	32%	31%	33%	28%	28%	29%
Strongly disagree	60%	58%	62%	55%	53%	56%	53%	52%	55%	56%	54%	57%
Percent who answered question	92%	92%	93%	96%	96%	97%	97%	96%	97%	95%	95%	96%

Iowa Youth Survey • State of Iowa Results (weighted)												
If someone in my neighborhood or community saw me do something wrong, they would tell one of my parents (or adults who live with me).												
IYS Question G18	6th Grade			8th Grade			11th Grade			All Grades		
	TOTAL	Male	Female	TOTAL	Male	Female	TOTAL	Male	Female	TOTAL	Male	Female
Strongly agree	53%	52%	55%	39%	38%	39%	26%	26%	27%	39%	38%	40%
Agree	34%	34%	33%	41%	41%	42%	47%	48%	47%	41%	41%	41%
Disagree	9%	9%	8%	15%	15%	14%	20%	20%	21%	15%	15%	15%
Strongly disagree	4%	5%	4%	6%	6%	5%	6%	6%	6%	5%	6%	5%
Percent who answered question	92%	92%	92%	96%	96%	97%	96%	96%	97%	95%	94%	95%

Iowa Youth Survey • State of Iowa Results (weighted)												
Adults in my community care about people my age.												
IYS Question G19	6th Grade			8th Grade			11th Grade			All Grades		
	TOTAL	Male	Female	TOTAL	Male	Female	TOTAL	Male	Female	TOTAL	Male	Female
Strongly agree	55%	55%	56%	35%	37%	34%	20%	22%	19%	37%	37%	36%
Agree	34%	34%	34%	44%	43%	45%	50%	49%	51%	43%	42%	44%
Disagree	7%	7%	7%	15%	14%	16%	23%	22%	24%	15%	15%	16%
Strongly disagree	3%	4%	3%	5%	6%	5%	6%	7%	6%	5%	6%	5%
Percent who answered question	92%	92%	92%	96%	96%	97%	96%	96%	97%	95%	94%	95%

Iowa Youth Survey • State of Iowa Results (weighted)												
My neighbors get along well with each other.												
IYS Question G20	6th Grade			8th Grade			11th Grade			All Grades		
	TOTAL	Male	Female	TOTAL	Male	Female	TOTAL	Male	Female	TOTAL	Male	Female
Strongly agree	58%	58%	57%	42%	44%	41%	30%	31%	29%	43%	44%	41%
Agree	31%	30%	32%	42%	41%	44%	55%	54%	56%	43%	42%	44%
Disagree	8%	7%	8%	11%	10%	11%	11%	11%	12%	10%	9%	10%
Strongly disagree	4%	4%	3%	5%	5%	5%	4%	4%	4%	4%	4%	4%
Percent who answered question	91%	91%	92%	96%	95%	97%	96%	96%	97%	94%	94%	95%

Iowa Youth Survey • State of Iowa Results (weighted)												
There are enough places for kids my age to go that are alcohol and drug free.												
IYS Question G21	6th Grade			8th Grade			11th Grade			All Grades		
	TOTAL	Male	Female	TOTAL	Male	Female	TOTAL	Male	Female	TOTAL	Male	Female
Strongly agree	61%	62%	60%	44%	47%	42%	25%	28%	22%	43%	45%	40%
Agree	21%	21%	22%	34%	33%	36%	44%	45%	44%	34%	33%	34%
Disagree	7%	7%	8%	13%	11%	14%	21%	18%	23%	14%	12%	15%
Strongly disagree	10%	10%	10%	9%	9%	9%	10%	9%	11%	10%	10%	10%
Percent who answered question	91%	91%	92%	96%	96%	96%	96%	96%	97%	94%	94%	95%

Iowa Youth Survey • State of Iowa Results (weighted)												
Adults in my neighborhood or community let me know they are proud of me when I do something well.												
IYS Question G22	6th Grade			8th Grade			11th Grade			All Grades		
	TOTAL	Male	Female	TOTAL	Male	Female	TOTAL	Male	Female	TOTAL	Male	Female
Strongly agree	45%	46%	44%	28%	30%	25%	17%	19%	14%	29%	31%	27%
Agree	33%	32%	34%	36%	36%	36%	39%	41%	37%	36%	36%	36%
Disagree	14%	14%	15%	23%	21%	26%	29%	27%	32%	23%	21%	25%
Strongly disagree	8%	8%	7%	13%	13%	13%	15%	14%	17%	12%	12%	13%
Percent who answered question	91%	91%	92%	96%	95%	97%	96%	96%	97%	94%	94%	95%

Iowa Youth Survey • State of Iowa Results (weighted)												
Adults in my neighborhood or community help me when I need help.												
IYS Question G23	6th Grade			8th Grade			11th Grade			All Grades		
	TOTAL	Male	Female	TOTAL	Male	Female	TOTAL	Male	Female	TOTAL	Male	Female
Strongly agree	47%	46%	47%	30%	32%	28%	18%	19%	16%	31%	32%	30%
Agree	34%	34%	35%	40%	39%	41%	45%	45%	45%	40%	39%	41%
Disagree	13%	13%	12%	20%	19%	20%	25%	24%	26%	19%	19%	20%
Strongly disagree	7%	7%	6%	10%	10%	11%	13%	12%	13%	10%	10%	10%
Percent who answered question	91%	91%	92%	96%	95%	97%	96%	96%	97%	94%	94%	95%

Iowa Youth Survey • State of Iowa Results (weighted)												
Adults in my neighborhood or community spend time talking with me.												
IYS Question G24	6th Grade			8th Grade			11th Grade			All Grades		
	TOTAL	Male	Female	TOTAL	Male	Female	TOTAL	Male	Female	TOTAL	Male	Female
Strongly agree	35%	35%	35%	23%	24%	22%	15%	17%	14%	24%	25%	23%
Agree	35%	34%	36%	36%	35%	37%	40%	40%	40%	37%	36%	38%
Disagree	19%	20%	19%	26%	25%	26%	29%	28%	30%	25%	25%	25%
Strongly disagree	11%	12%	10%	15%	15%	15%	16%	15%	16%	14%	14%	14%
Percent who answered question	91%	91%	92%	96%	95%	97%	96%	96%	97%	94%	94%	95%

**Section II. Alcohol, Tobacco, and Other Drug Use Tables**

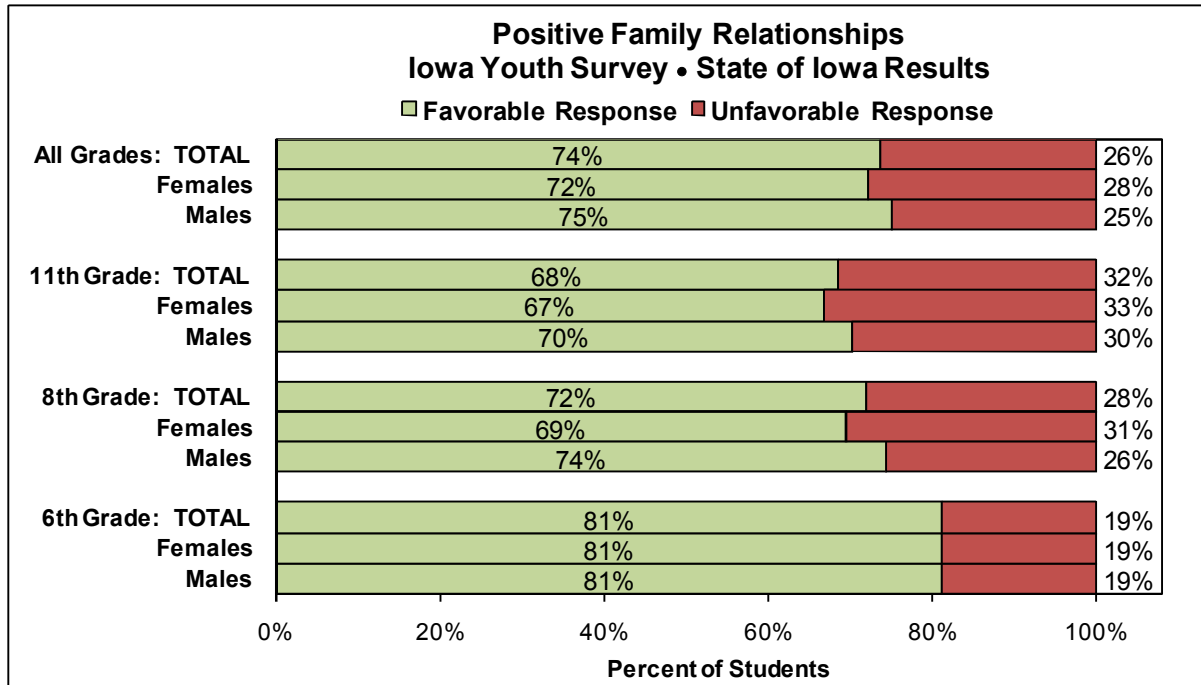
Iowa Youth Survey • State of Iowa Results (weighted)												
Alcohol Use												
Any Alcohol Use	6th Grade			8th Grade			11th Grade			All Grades		
	TOTAL	Male	Female	TOTAL	Male	Female	TOTAL	Male	Female	TOTAL	Male	Female
Current	5%	6%	4%	16%	16%	16%	36%	37%	35%	19%	20%	19%
Ever	15%	18%	12%	32%	33%	30%	63%	63%	63%	37%	38%	36%

Iowa Youth Survey • State of Iowa Results (weighted)												
Tobacco Use												
Any Tobacco Use	6th Grade			8th Grade			11th Grade			All Grades		
	TOTAL	Male	Female	TOTAL	Male	Female	TOTAL	Male	Female	TOTAL	Male	Female
Current	2%	3%	2%	7%	8%	7%	24%	29%	19%	12%	13%	10%
Ever	4%	6%	3%	14%	15%	12%	37%	41%	32%	19%	21%	16%
Cigarettes												
Current	2%	2%	2%	7%	7%	7%	19%	20%	18%	9%	10%	9%
Ever	4%	5%	3%	12%	13%	12%	32%	33%	31%	16%	17%	16%
Cigars												
Current	1%	1%	0%	2%	3%	1%	10%	16%	5%	5%	7%	2%
Smokeless Tobacco												
Current	0%	1%	0%	2%	2%	1%	7%	13%	2%	3%	5%	1%
Ever	1%	2%	1%	4%	6%	2%	15%	24%	6%	7%	11%	3%

Iowa Youth Survey • State of Iowa Results (weighted)												
Other Drug Use												
Any Other Drug Use	6th Grade			8th Grade			11th Grade			All Grades		
	TOTAL	Male	Female	TOTAL	Male	Female	TOTAL	Male	Female	TOTAL	Male	Female
Current	6%	6%	5%	10%	10%	11%	19%	20%	18%	12%	12%	12%
Ever	9%	10%	8%	16%	16%	16%	33%	35%	32%	20%	21%	19%
<b>Amphetamines</b>												
Current	0%	1%	0%	1%	1%	1%	2%	3%	2%	1%	2%	1%
Ever	1%	1%	1%	2%	2%	1%	6%	6%	5%	3%	3%	3%
<b>Cocaine</b>												
Current	0%	1%	0%	1%	1%	1%	2%	3%	1%	1%	1%	1%
Ever	1%	1%	1%	1%	2%	1%	5%	6%	4%	2%	3%	2%
<b>Inhalants</b>												
Current	3%	3%	2%	4%	3%	4%	2%	3%	2%	3%	3%	3%
Ever	6%	6%	5%	8%	8%	9%	9%	10%	9%	8%	8%	7%
<b>Marijuana</b>												
Current	1%	1%	0%	3%	4%	3%	13%	15%	11%	6%	7%	5%
Ever	1%	2%	1%	7%	7%	6%	27%	29%	25%	12%	13%	11%
<b>Methamphetamines</b>												
Current	0%	0%	0%	1%	1%	1%	1%	2%	1%	1%	1%	1%
Ever	1%	1%	1%	1%	1%	1%	3%	3%	2%	2%	2%	1%
<b>Over the Counter Medications</b> (taken differently than the directions)												
Current	2%	2%	2%	4%	3%	5%	7%	6%	7%	4%	4%	5%
<b>Prescription Medication</b> (taken without doctor's prescription)												
Current	2%	2%	2%	4%	3%	5%	7%	7%	7%	4%	4%	5%
<b>Steroid Use</b> (taken without doctor's prescription)												
Current	0%	0%	0%	1%	1%	0%	1%	2%	1%	1%	1%	0%
Ever	1%	1%	1%	1%	1%	1%	2%	3%	1%	1%	2%	1%
<b>Any Other Illegal Drugs</b>												
Current	0%	0%	0%	1%	1%	1%	2%	3%	1%	1%	1%	1%
Ever	0%	1%	0%	2%	2%	1%	4%	5%	4%	2%	3%	2%

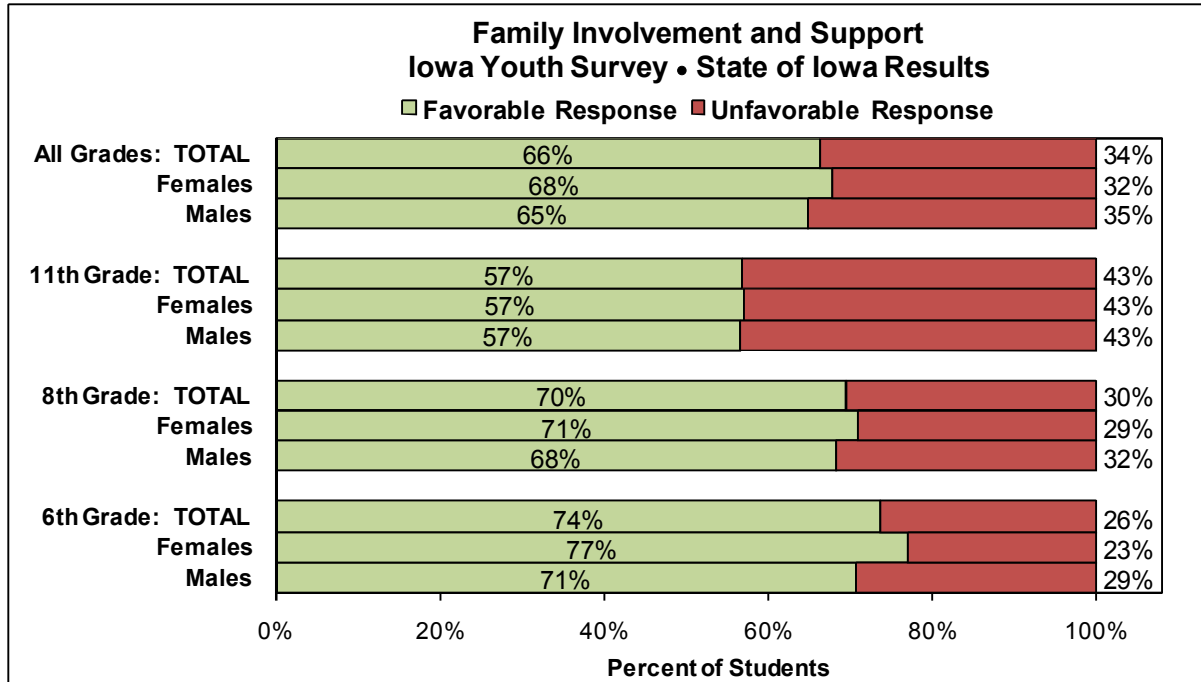
**Section III: Construct Figures**

**SECURE AND SUPPORTIVE FAMILY**

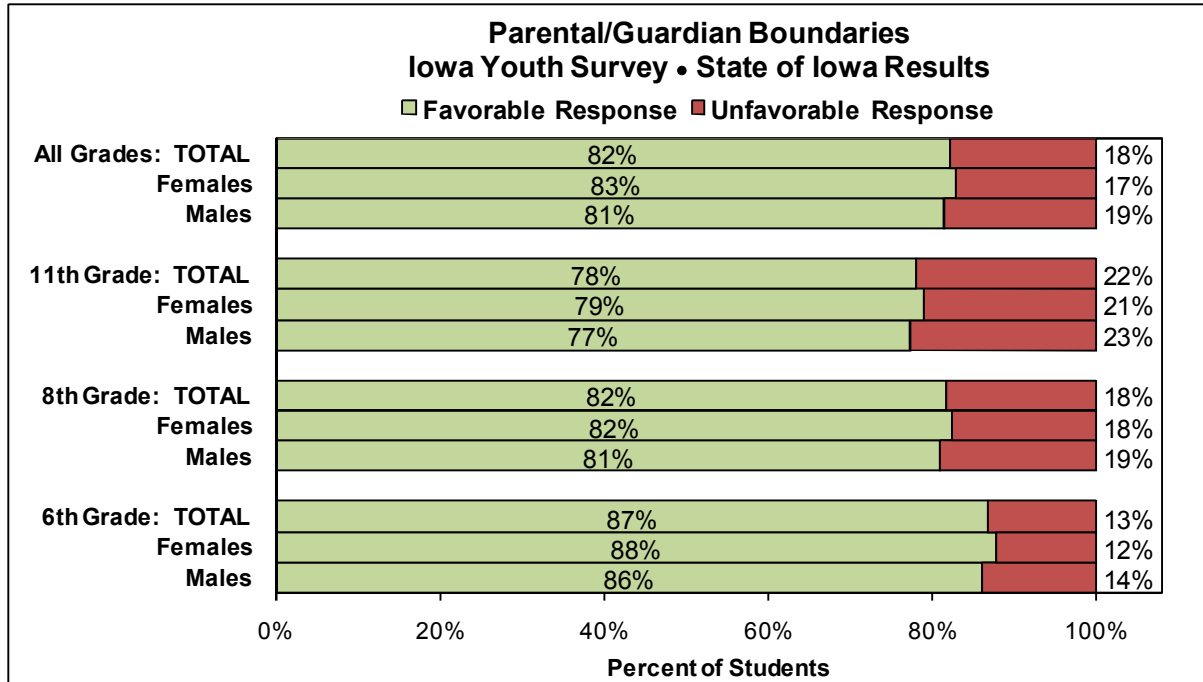


**2008 IYS Questions: F2; F4; F5; F6.** How much do you agree or disagree that each of the following statements is true: I have a happy home; I feel very close to at least one of my parents/guardians; I can talk about the things that bother me or I don't understand with someone in my home; I can get help and support when I need it from someone in my home? **Responses:** "Strongly agree" or "agree" are coded as favorable and "strongly disagree" or "disagree" are coded as unfavorable.

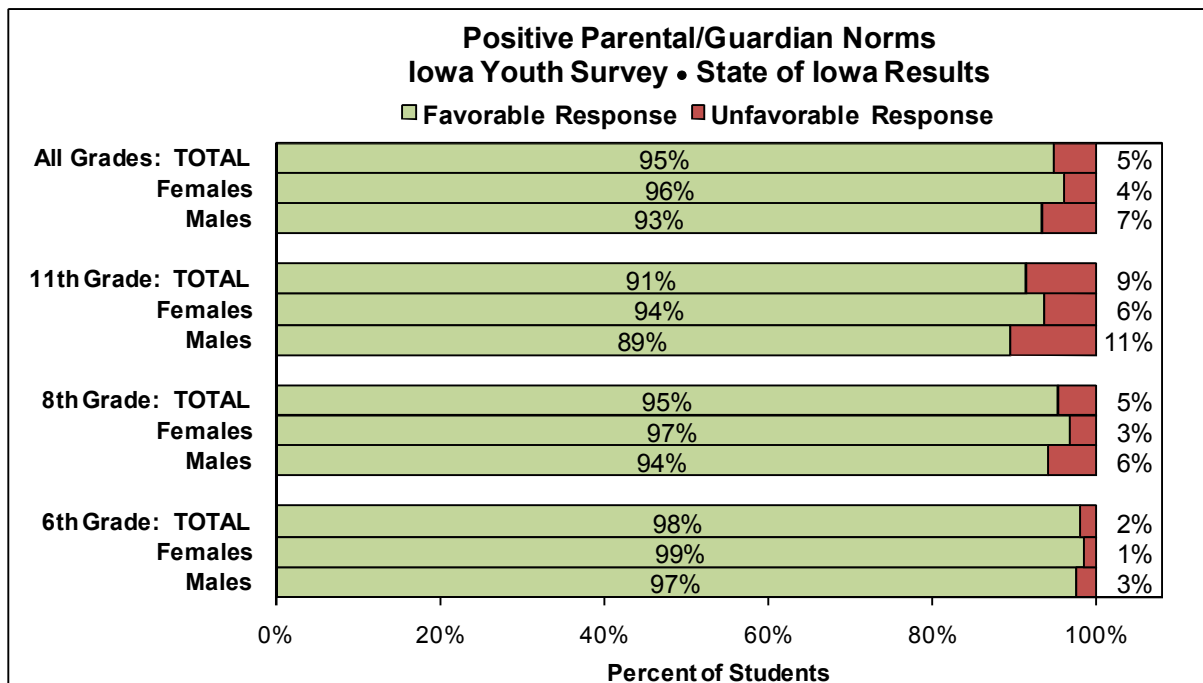




**2008 IYS Questions: F7; F8; F9; F10; F11; F12.** How often do the following occur: a parent/guardian knows where I am and who I am with, especially in the evening and on weekends; a parent/guardian checks to make sure I have done the things I am supposed to do (school homework, household chores, get home on time, etc.); a parent/guardian generally finds out if I have done something wrong, and then punishes me; when I am doing a good job, someone in my home lets me know about it; someone in my home helps me with my schoolwork; at least one of my parents/guardians goes to school activities that I am involved in? **Responses:** "Always," "often," or "sometimes" are coded as favorable and "never" is coded as unfavorable.

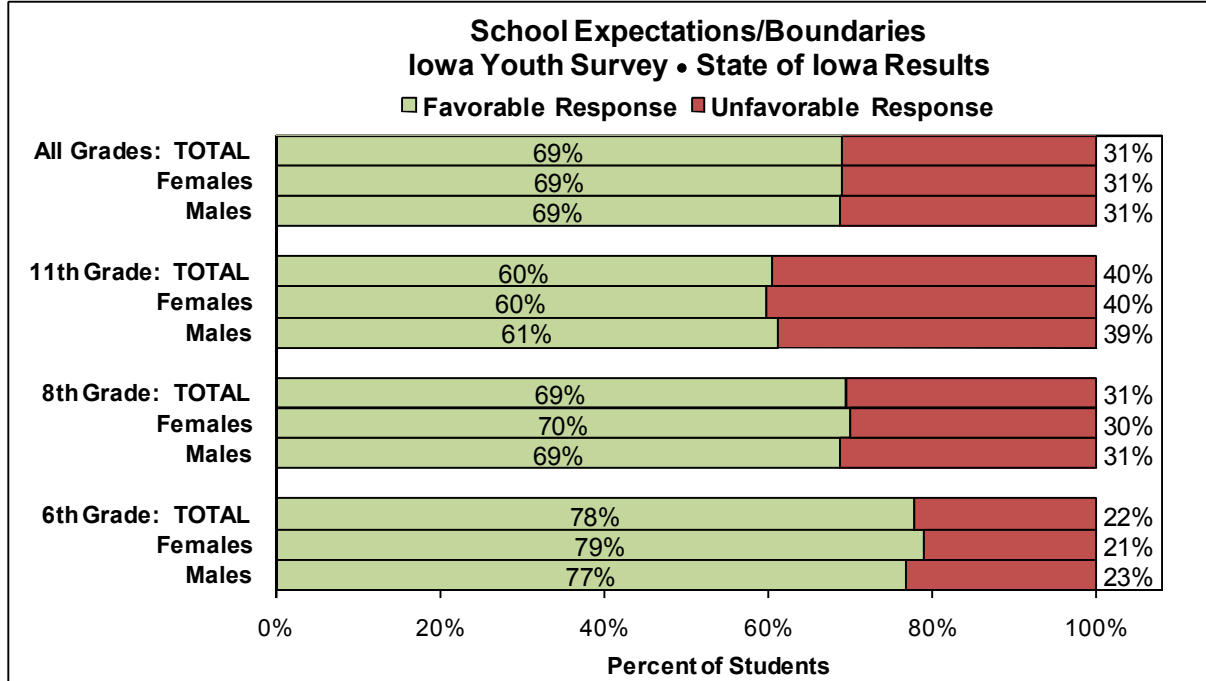


**2008 IYS Questions: E5; F1.** How much do you agree or disagree that each of the following statements is true: In my school, if I got in trouble at school for breaking a rule, at least one of my parents/guardians would support the school's disciplinary action; in my home there are clear rules about what I can and cannot do? **Responses:** "Strongly agree" or "agree" are coded as favorable and "strongly disagree" or "disagree" are coded as unfavorable.

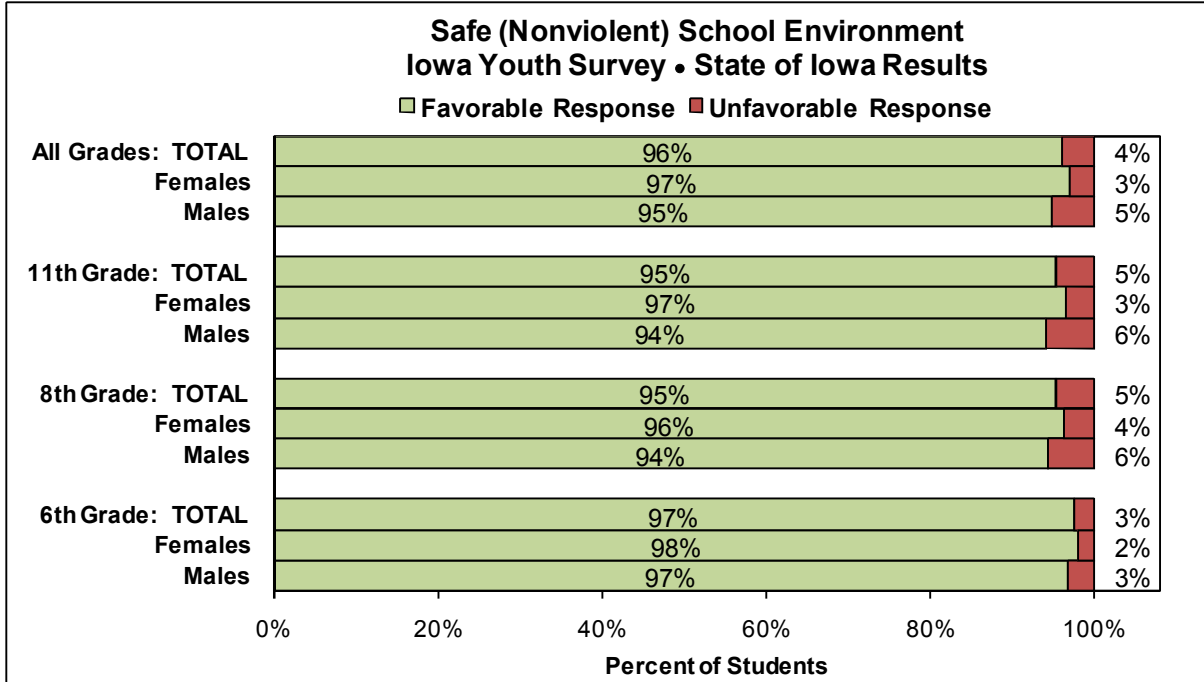


**2008 IYS Questions: F13; F14; F15; F17; F19; F20.** How wrong would your parents/guardians feel it would be for you to: drink beer, wine or hard liquor (for example vodka, whiskey, gin) without their permission; smoke cigarettes; smoke marijuana; start a physical fight with someone; go to a party where kids under 21 were using alcohol; go to a party where kids were using drugs? **Responses:** "Very wrong," "wrong," "a little wrong," or "don't know" are coded as favorable and "not wrong at all" is coded as unfavorable.

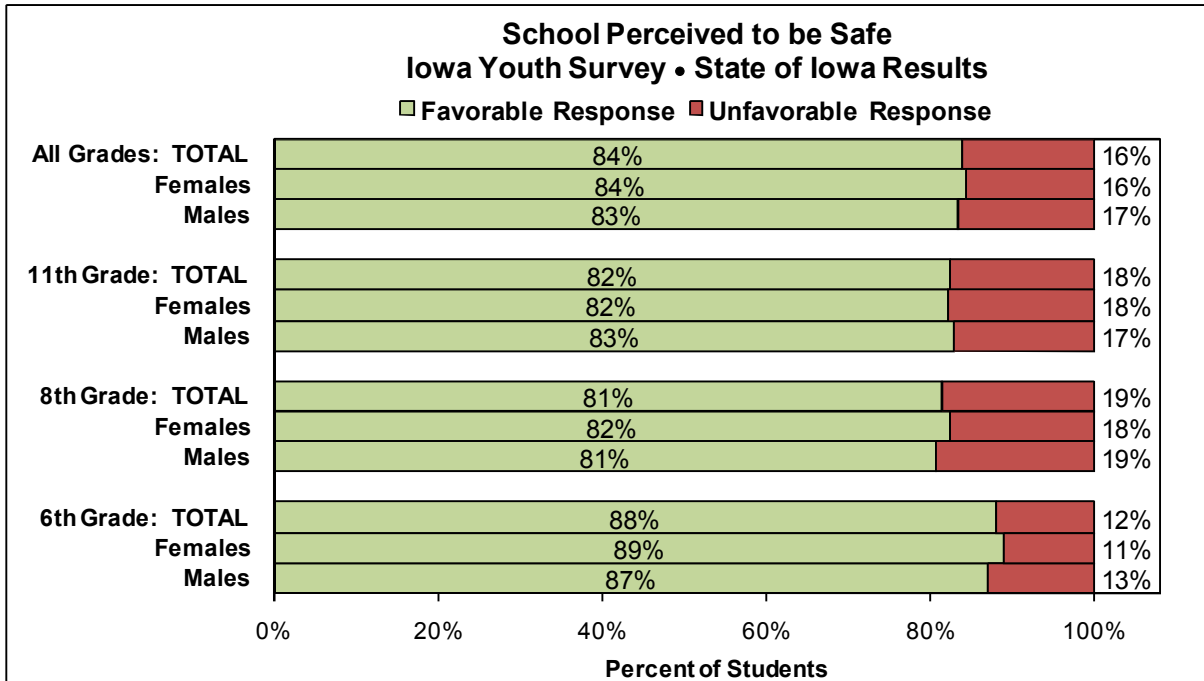
**SAFE AND SUPPORTIVE SCHOOL CLIMATE**



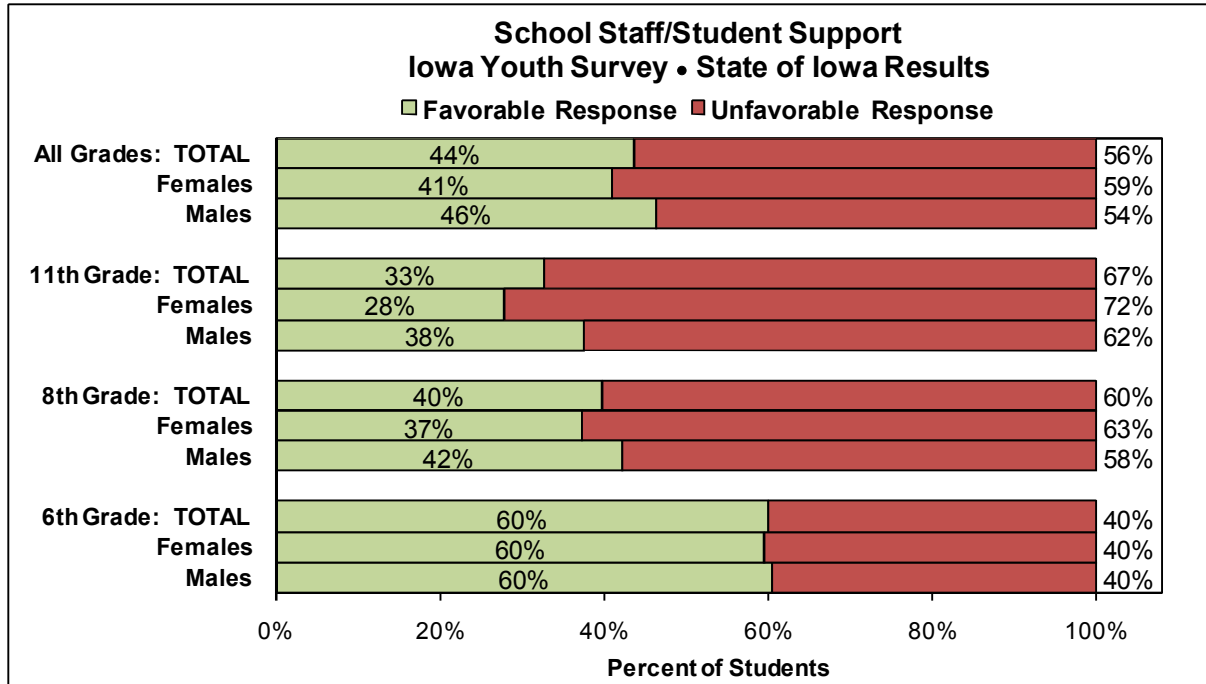
**2008 IYS Questions: E1; E2; E3; E4; E24.** How much do you agree or disagree that each of the following statements is true: In my school there are clear rules about what students can and cannot do; in my school the school principal and teachers consistently enforce school rules; in my school if I skipped school at least one of my parents/guardians would be notified; in my school students caught drinking, smoking, or using an illegal drug are not allowed to participate in any extracurricular activity for some time period; my school lets a parent/guardian know if I've done something wrong? **Responses:** "Strongly agree" or "agree" are coded as favorable and "strongly disagree" or "disagree" are coded as unfavorable.



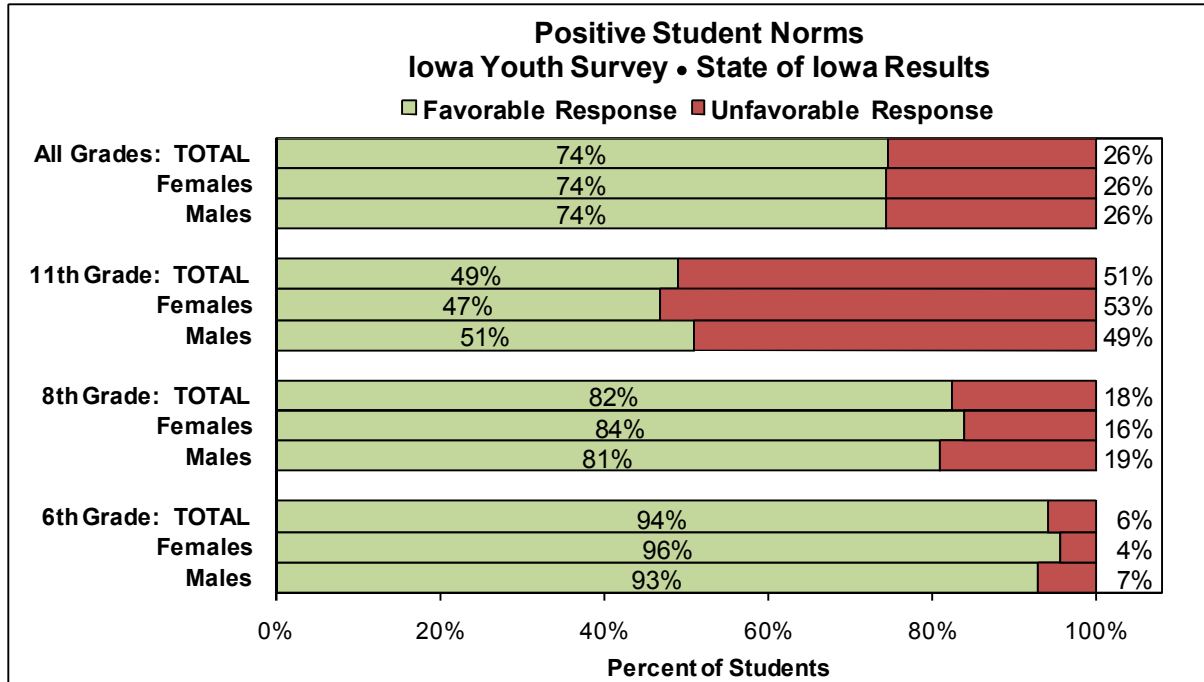
**2008 IYS Questions: B57; B59.** In the past 12 months, how often have you: had your things (clothing, books, bike, car) stolen or deliberately damaged on school property; been threatened or injured by someone with a weapon (like a gun, knife, or club) on school property? **Responses:** “None” or “1 or 2 times” are coded as favorable and “3-5 times” or “6 or more times” are coded as unfavorable.



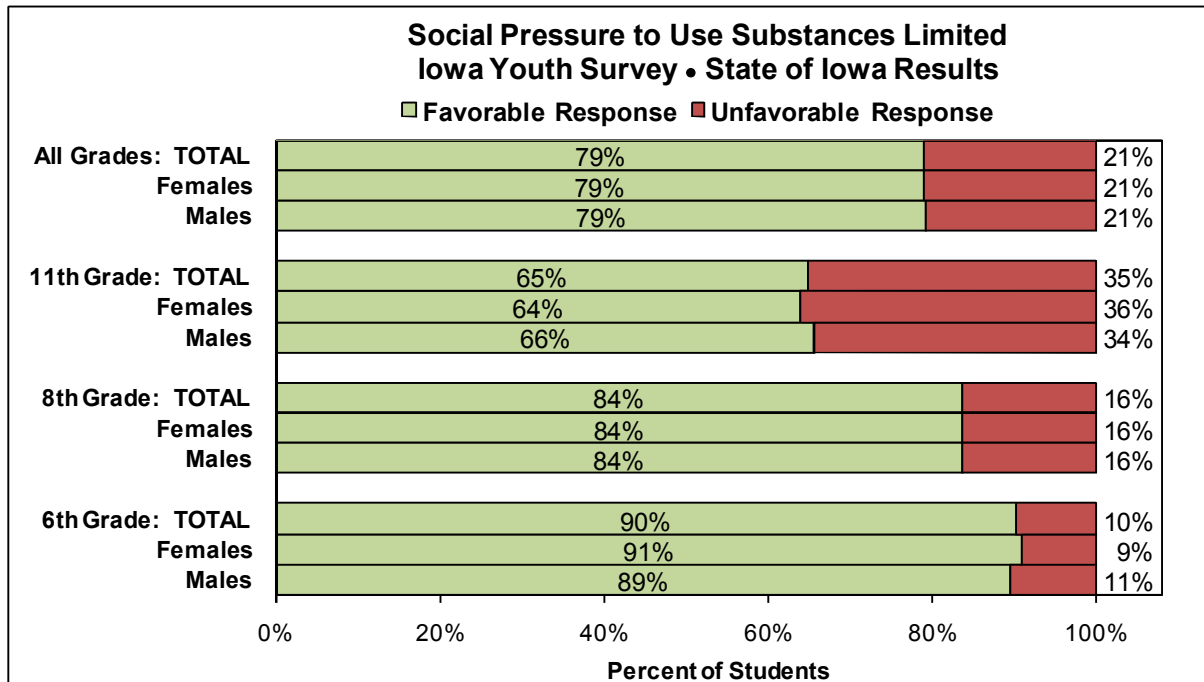
**2008 IYS Question: E19.** How much do you agree or disagree that the following statement is true: I feel safe at school? **Response:** “Strongly agree” or “agree” are coded as favorable and “strongly disagree” or “disagree” are coded as unfavorable.



**2008 IYS Questions: E15; E16; E17; E18; E23; E25.** How much do you agree or disagree that each of the following statements is true: my teachers care about me; my teachers are available to talk with students one-on-one; my teachers notice when I am doing a good job and let me know about it; students in my school treat each other with respect; my school lets a parent/guardian know if I'm doing a good job; there is at least one adult at school that I could go to for help with a problem? **Responses:** "Strongly agree" or "agree" are coded as favorable and "strongly disagree" or "disagree" are coded as unfavorable.

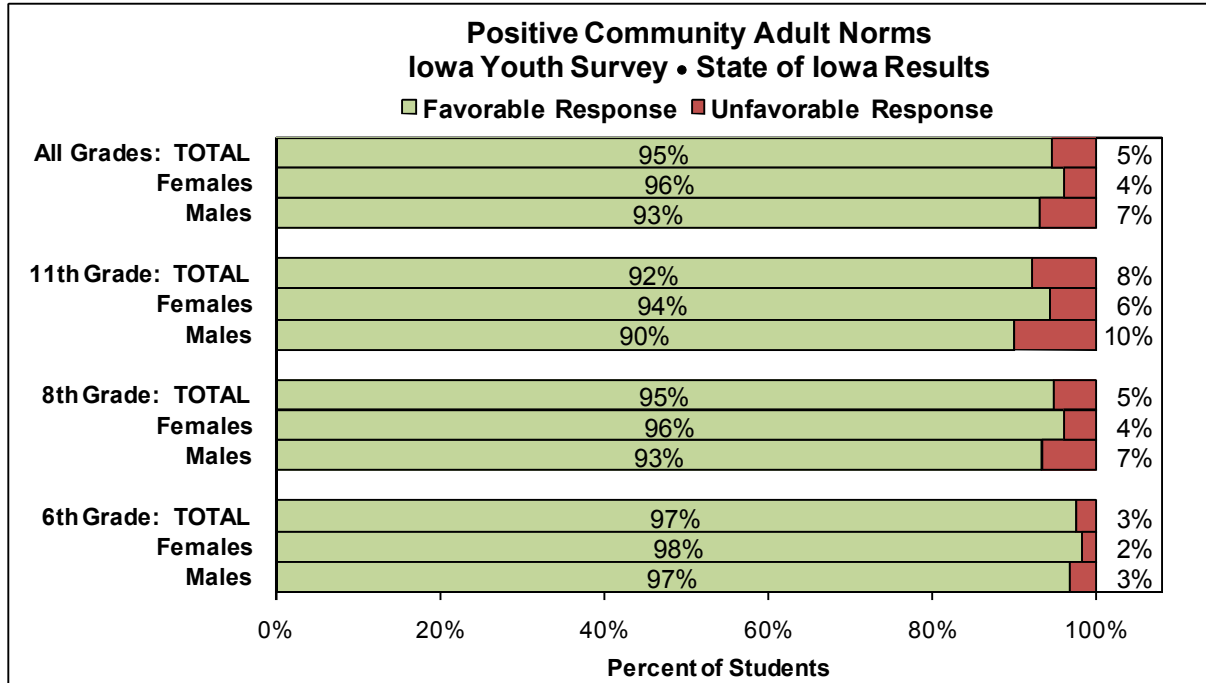


**2008 IYS Questions: E7; E8; E9; E11; E13; E14.** How wrong would most of the students in your school (not just your best friends) feel it would be to: drink beer, wine, or hard liquor (for example vodka, whiskey, gin); smoke cigarettes; smoke marijuana; start a physical fight with someone; go to a party where kids under 21 were using alcohol; go to a party where kids were using drugs? **Responses:** “Very wrong,” “wrong,” “a little wrong,” or “don’t know” are coded as favorable and “not wrong at all” are coded as unfavorable.

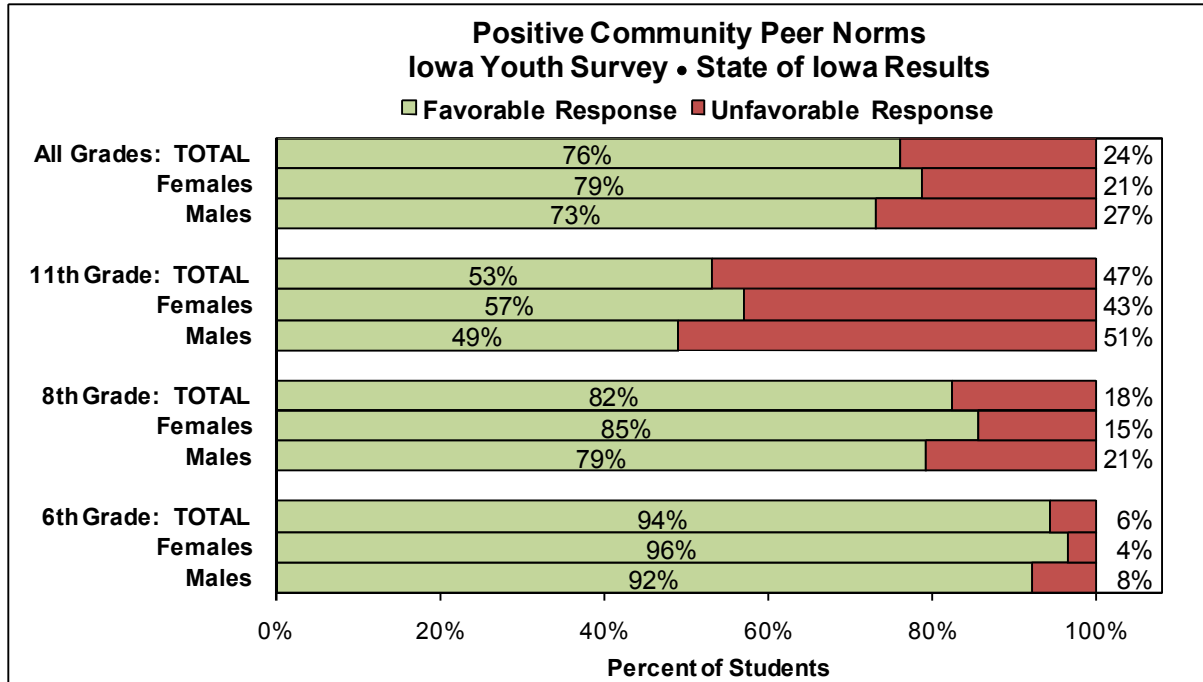


**2008 IYS Questions: D9; D10; D11; D12.** Would you be more or less likely to be popular (respected or cool) with the other students in your school if you: smoked cigarettes; drank alcoholic beverages; smoked marijuana; used any other illegal drug? **Responses:** “Less popular,” “a lot less popular,” or “wouldn’t change my popularity” are coded as favorable and “a lot more popular” or “more popular” are coded as unfavorable.

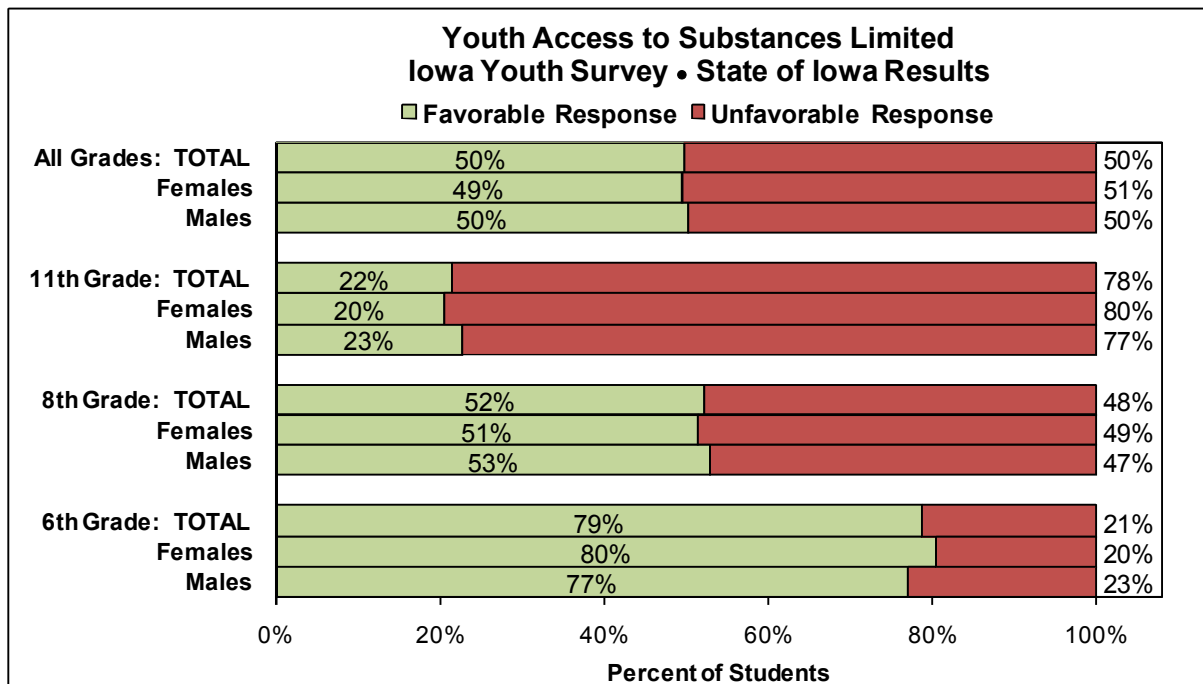
**SAFE AND SUPPORTIVE COMMUNITY**



**2008 IYS Questions: G8; G9; G10; G12; G14; G15.** How wrong would most adults in your neighborhood and/or community feel it would be for you to: drink beer, wine or hard liquor (for example vodka, whiskey, gin); smoke cigarettes; smoke marijuana; start a physical fight with someone; go to a party where kids under 21 were using alcohol; go to a party where kids were using drugs? **Responses:** “Very wrong,” “wrong,” “a little wrong,” or “don’t know” are coded as favorable and “not wrong at all” is coded as unfavorable.

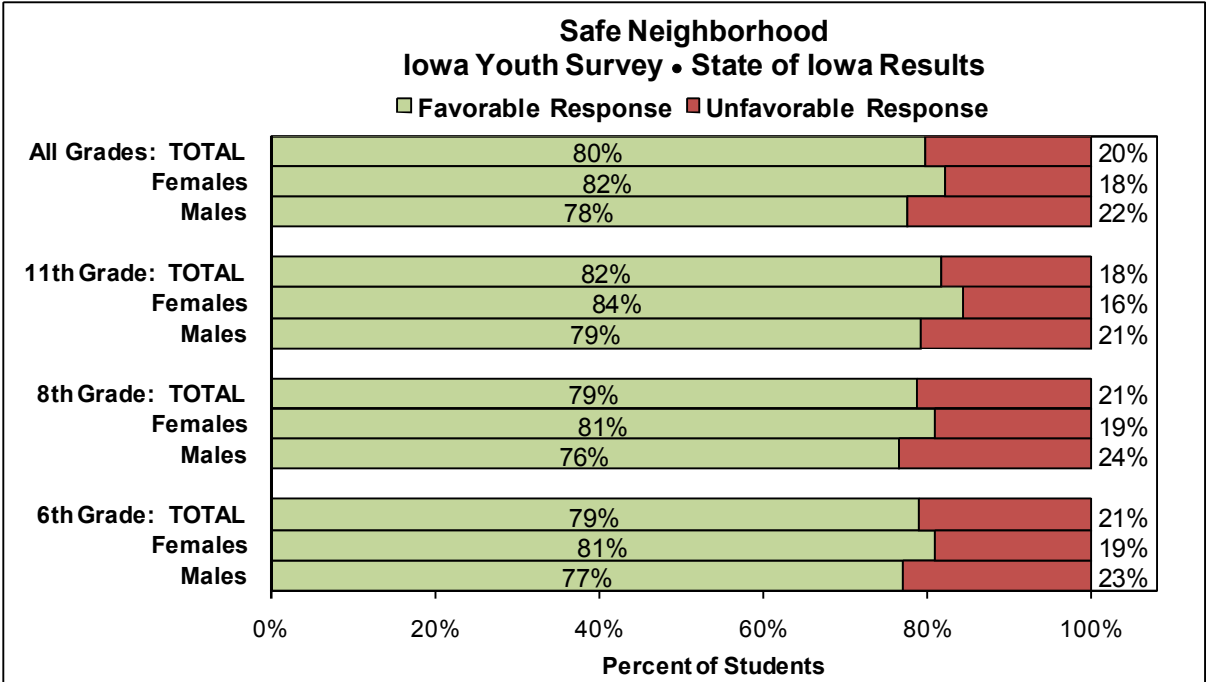


**2008 IYS Questions: D1; D2; D3; D5; D7; D8.** Thinking of your best friends, how wrong would most of them feel it would be for you to: drink beer, wine or hard liquor (for example vodka, whiskey, gin); smoke cigarettes; smoke marijuana; start a physical fight with someone; go to a party where kids under 21 were using alcohol; go to a party where kids were using drugs? **Responses:** “Very wrong,” “wrong,” “a little wrong,” or “don’t know” are coded as favorable and “not wrong at all” is coded as unfavorable.



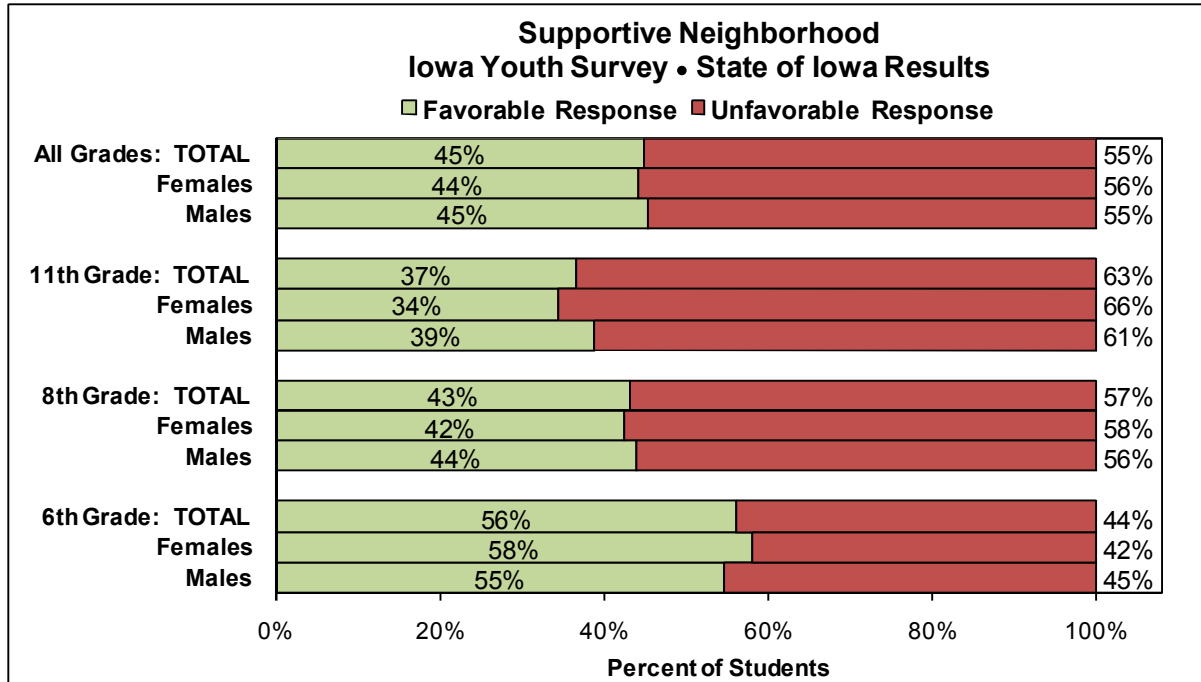
**2008 IYS Questions: G1; G2; G3; G4; G5; G6.** In your neighborhood or community, how difficult do you think it would be for a kid your age to get each of the following: cigarettes; alcoholic beverages (beer, wine or liquor); marijuana (pot, grass, hash, bud, weed); methamphetamines (crank, ice); amphetamines other than methamphetamines (like stimulants, uppers, speed); any other illegal drug (cocaine, etc.)? **Responses:** “Very hard,” “hard,” or “don’t know” are coded as favorable and “easy” or “very easy” are coded as unfavorable.



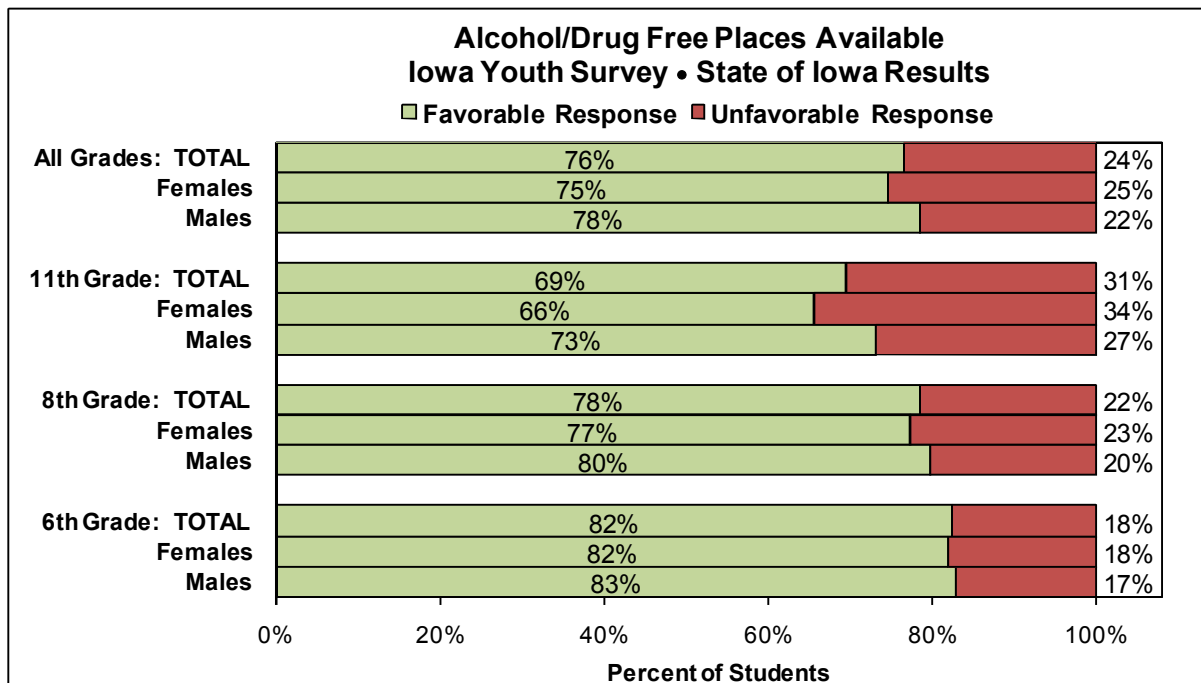


**2008 IYS Questions: G16; G17.** How much do you agree or disagree that each of the following statements is true: my neighborhood is a safe place to live; in my neighborhood there are lots of fights, crime, or illegal drugs?

**Responses: G16** - “strongly agree” or “agree” are coded as favorable and “strongly disagree” or “disagree” are coded as unfavorable. **G17** - “strongly disagree” or “disagree” are coded as favorable and “strongly agree” or “agree” are coded as unfavorable.

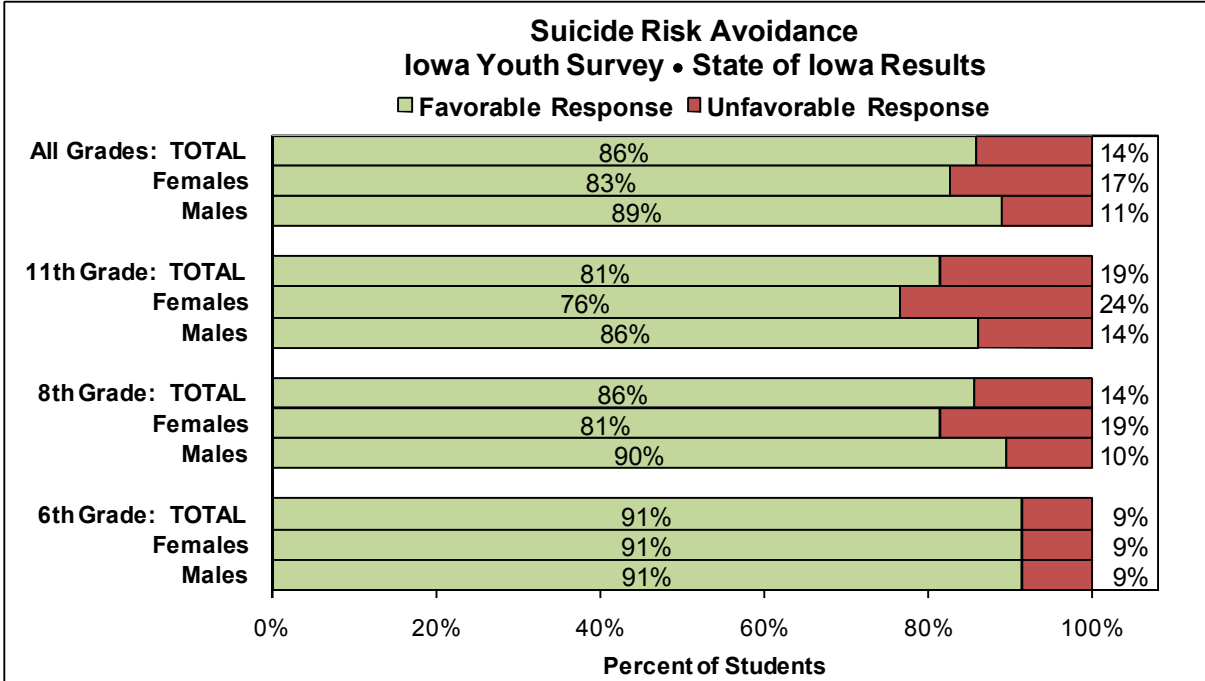


**2008 IYS Questions: G18; G19; G20; G22; G23; G24.** How much do you agree or disagree that each of the following statements is true: if someone in my neighborhood or community saw me do something wrong, they would tell one of my parents (or adults who live with me); adults in my community care about people my age; my neighbors get along well with each other; adults in my neighborhood or community let me know they are proud of me when I do something well; adults in my neighborhood or community help me when I need help; adults in my neighborhood or community spend time talking with me? **Responses:** “Strongly agree” or “agree” are coded as favorable and “strongly disagree” or “disagree” are coded as unfavorable.

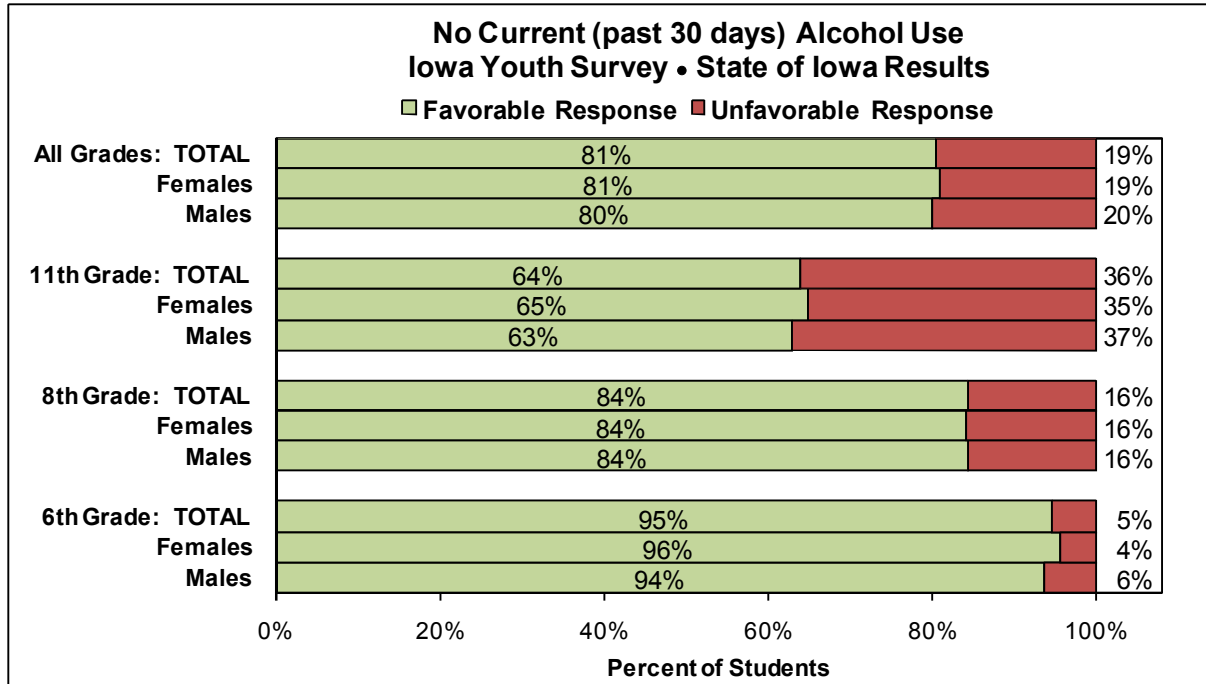


**2008 IYS Question: G21.** How much do you agree or disagree that the following statement is true: there are enough places for kids my age to go that are alcohol and drug free? **Response:** “Strongly agree” or “agree” are coded as favorable and “strongly disagree” or “disagree” are coded as unfavorable.

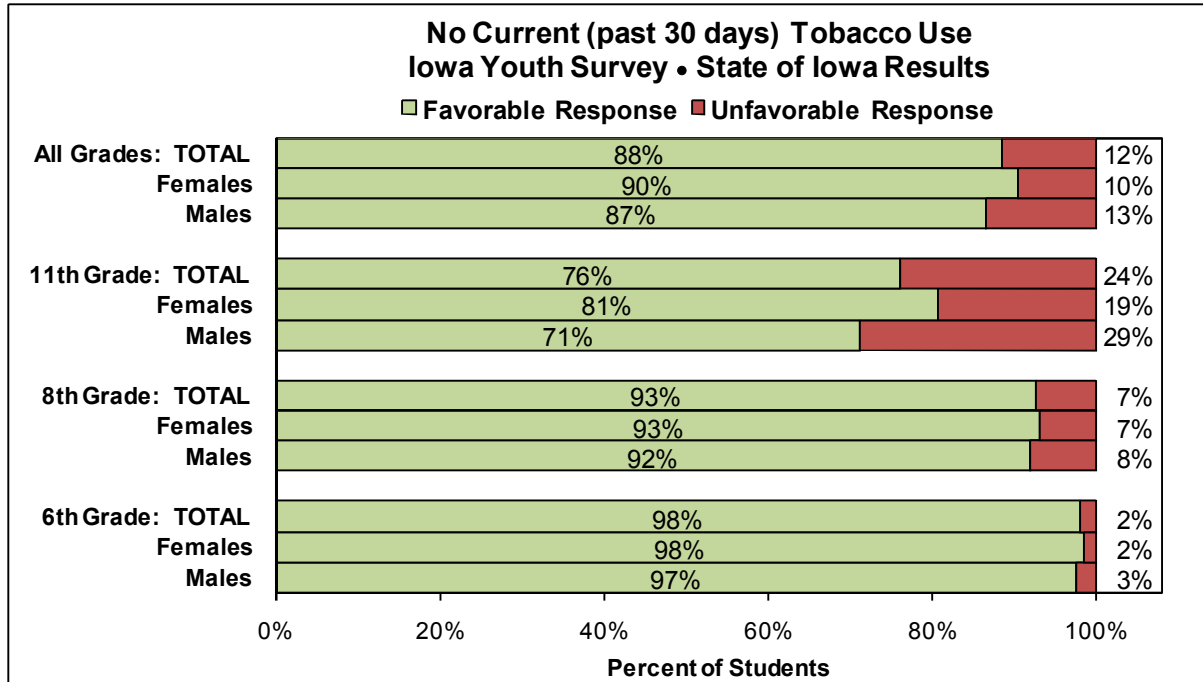
**HEALTHY YOUTH – AVOIDANCE OF RISKY BEHAVIOR**



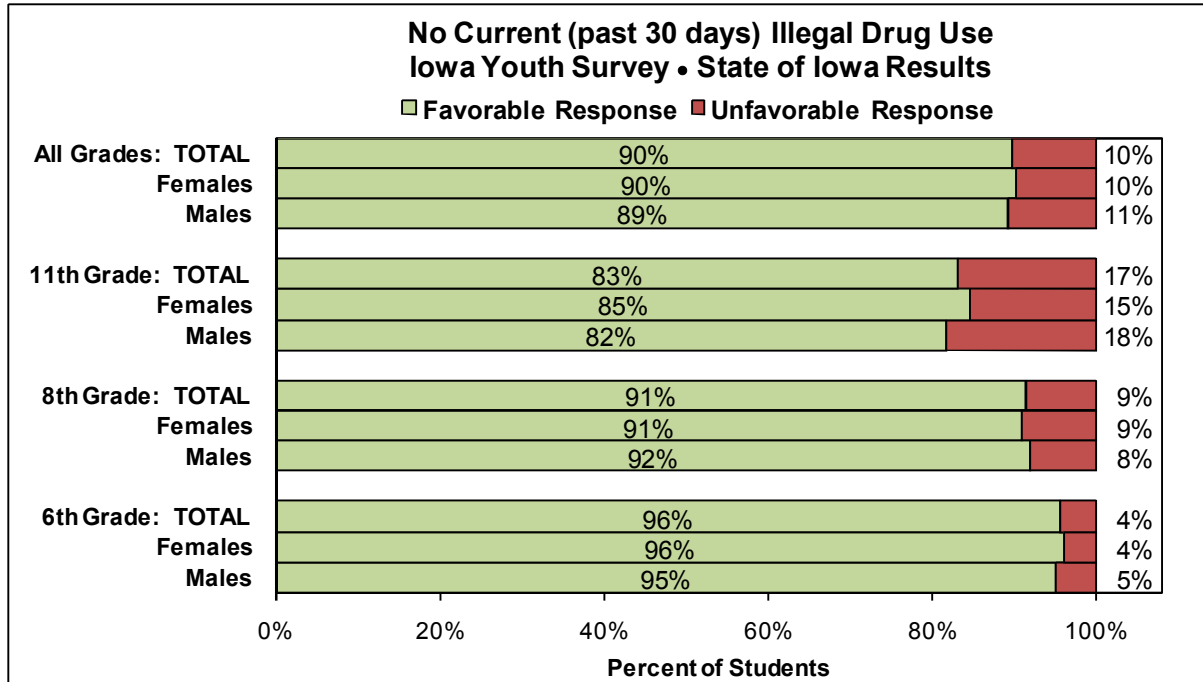
**2008 IYS Questions: B53; B54.** In the last 12 months, did you make a plan about how you would attempt suicide? Have you ever tried to kill yourself? **Response:** “No” is coded as favorable and “yes” is coded as unfavorable.



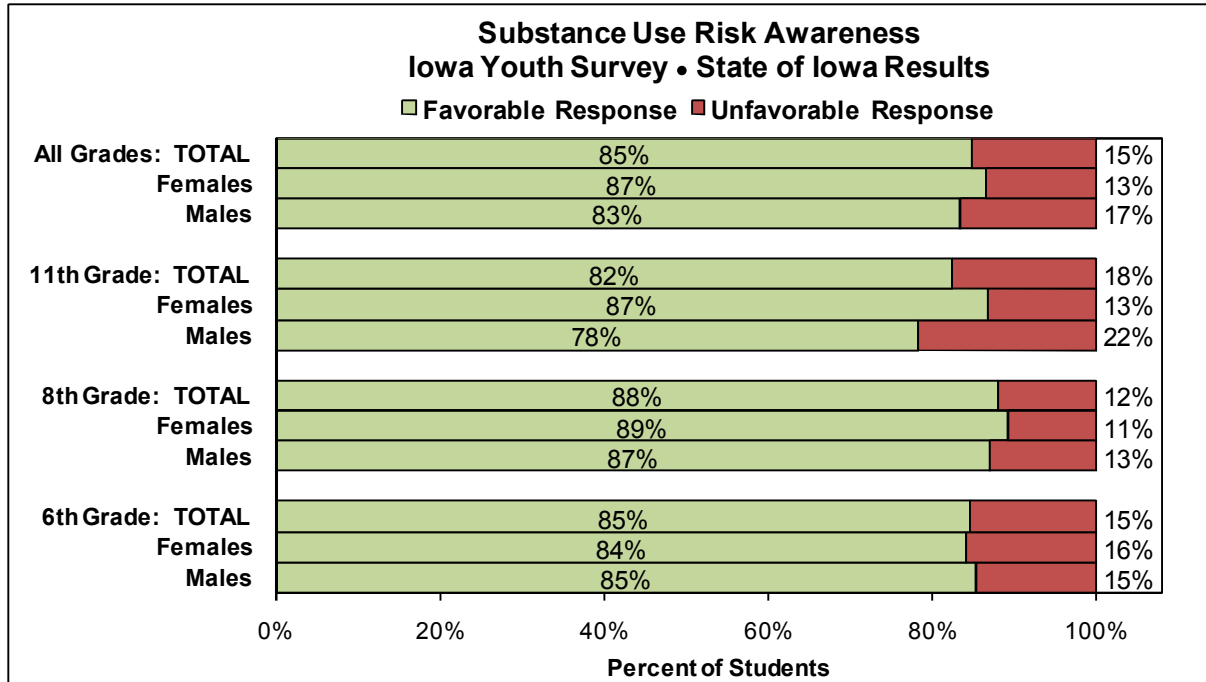
**IYS Questions: B26; B30.** During the last 30 days, on how many days did you have 5 or more drinks of alcohol (glasses, bottles or cans of beer; glasses of wine, liquor, mixed drinks) in a row, that is within a couple of hours? In the past 30 days, on how many days have you had at least one drink of alcohol (glass, bottle or can of beer; glass of wine, liquor or mixed drink)? **Response:** "0 days" is coded as favorable; if there is missing data for any response and all other responses are favorable, the record is coded as favorable; if all responses are missing, the record is coded as favorable. Any response indicating 1 or more days of use is coded as unfavorable.



**2008 IYS Questions: B16; B28; B29; B38.** During the past 30 days, on the days you smoked, how many cigarettes did you smoke per day? In the past 30 days, on how many days have you: smoked cigarettes; smoked cigars? If you have ever used any of the substances below, on how many of the last 30 days have you: used smokeless tobacco (chewing tobacco, snuff, plug, dipping tobacco)? **Responses:** Any response indicating no use in the past 30 days is coded as favorable; if there is missing data for any response and all other responses are favorable, the record is coded as favorable; if all responses are missing, the record is coded as favorable. Any response indicating use is coded as unfavorable.

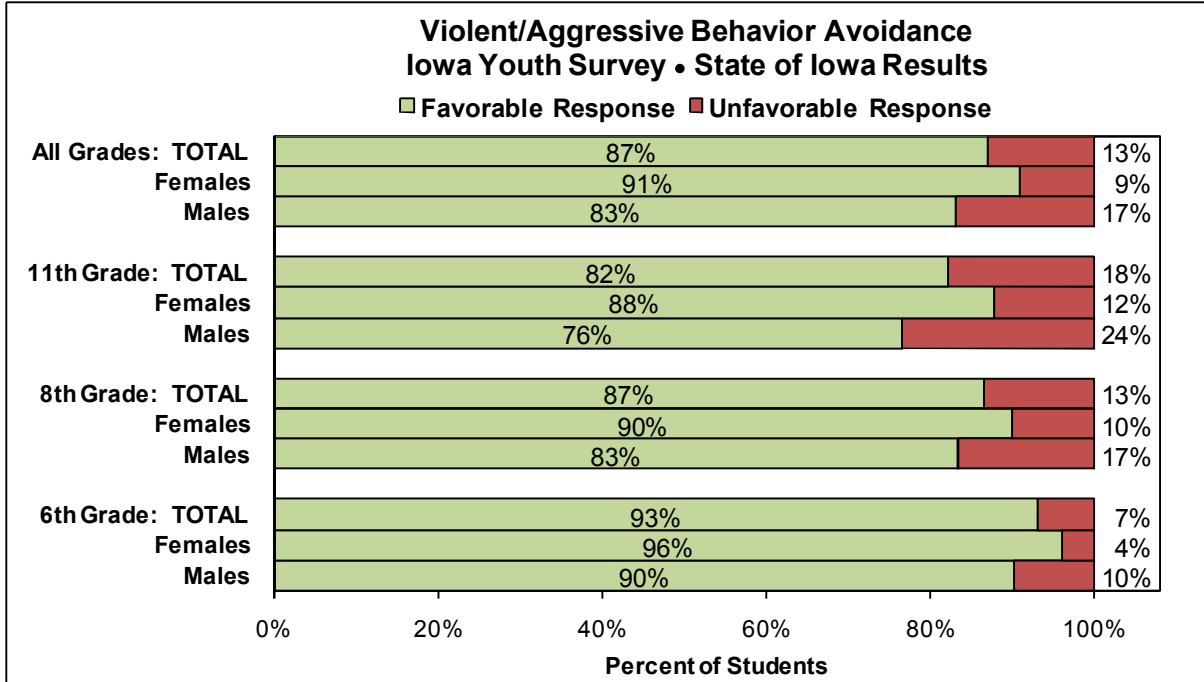


**2008 IYS Questions: B31; B32; B33; B34; B35; B36; B39; B40.** In the past 30 days, on how many days have you: used marijuana (pot, grass, hash, bud, weed); sniffed glue, breathed the contents of gases or sprays in order to get high; used methamphetamines (crank, ice); used cocaine (coke, rock, crack); used amphetamines other than methamphetamines (like stimulants, uppers, speed); used prescription medications that were not prescribed for you by your doctor? If you have ever used any of the substances below, on how many of the last 30 days have you: taken steroid pills or shots without a doctor's prescription; taken any other illegal drug (like barbiturates, heroin, hallucinogens) without a doctor's prescription? **Responses:** Any response indicating no use in the past 30 days is coded as favorable; if there is missing data for any response and all other responses are favorable, the record is coded as favorable; if all questions responses are missing, the record is also coded as favorable. Any response indicating use is coded as unfavorable.



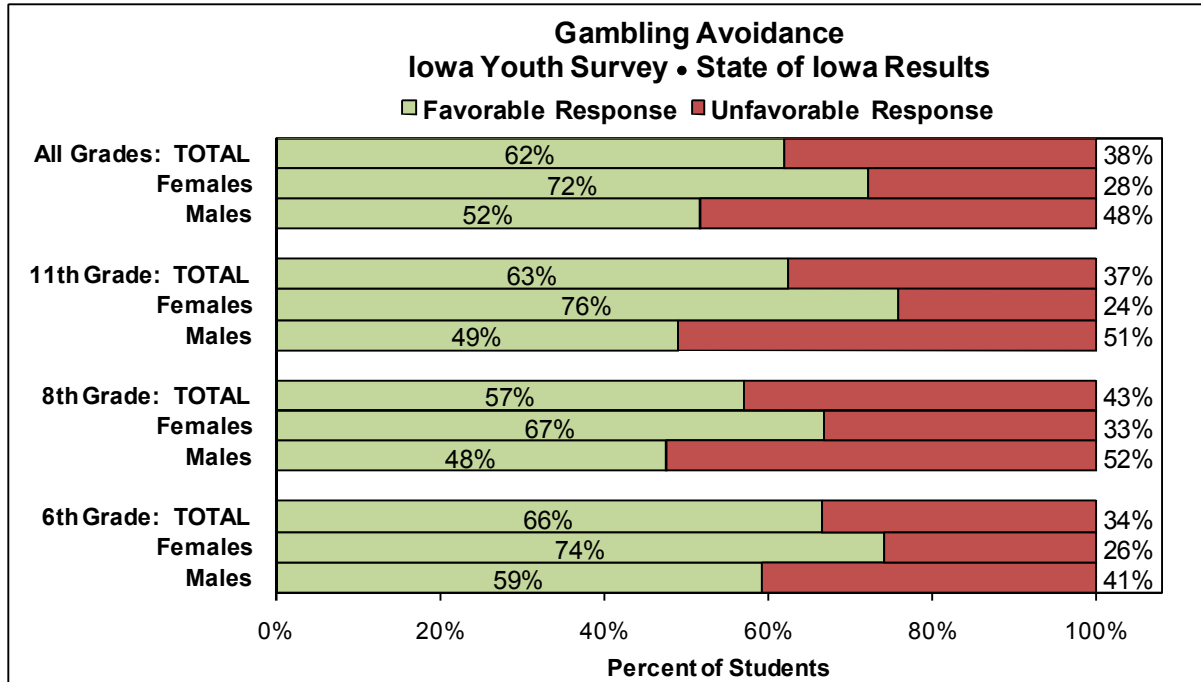
**2008 IYS Questions: C18; C19; C20; C21; C22; C23; C24.** How much do you think you risk harming yourself (physically or otherwise) if you: drink 3 or more drinks (glasses, cans or bottles of beer; glasses of wine, liquor or mixed drinks) of alcohol nearly every day; smoke cigarettes every day; smoke marijuana once a week; take methamphetamines (crank, ice) once a week; take cocaine once a week; take amphetamines other than methamphetamines (like stimulants, uppers, speed) once a week; use any other illegal drug once a week?

**Responses:** "Great risk," "moderate risk," "slight risk" or "don't know" are coded as favorable and "no risk" is coded as unfavorable.



**2008 IYS Questions: B55; B58; B62; B63; B64; B65; B66.** In the past 12 months, how often have you: carried a gun, knife, club, or other weapon to school; been disciplined at school for fighting, theft, or damaging property; damaged property just for fun (like breaking windows, scratching a car, etc); beaten up on or fought someone because they made you angry; used a weapon, force, or threats to get money or things from someone; verbally threatened to physically harm someone; stolen something? **Responses: B55 and B64** – “None” is coded as favorable and “1 or 2 times,” “3-5 times,” or “6 or more times” are coded as unfavorable. **B58, B62, B63, B64, B66** – “None” or “1 or 2 times” are coded as favorable and “3-5 times” or “6 or more times” are coded as unfavorable.

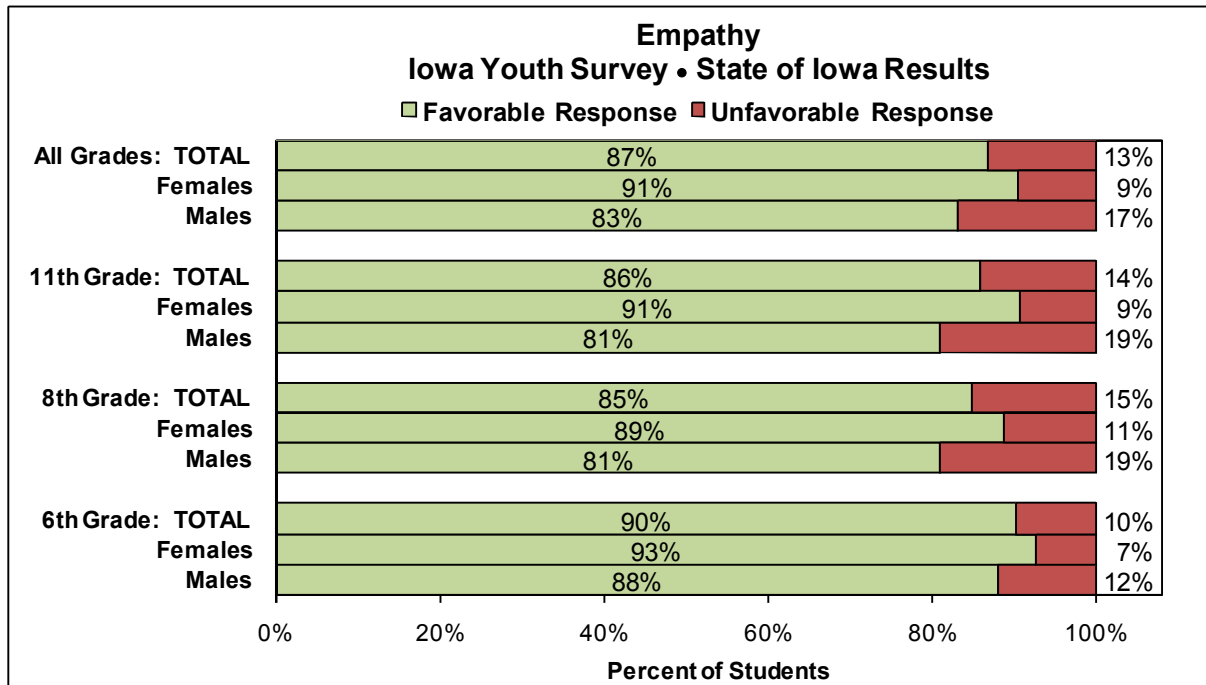




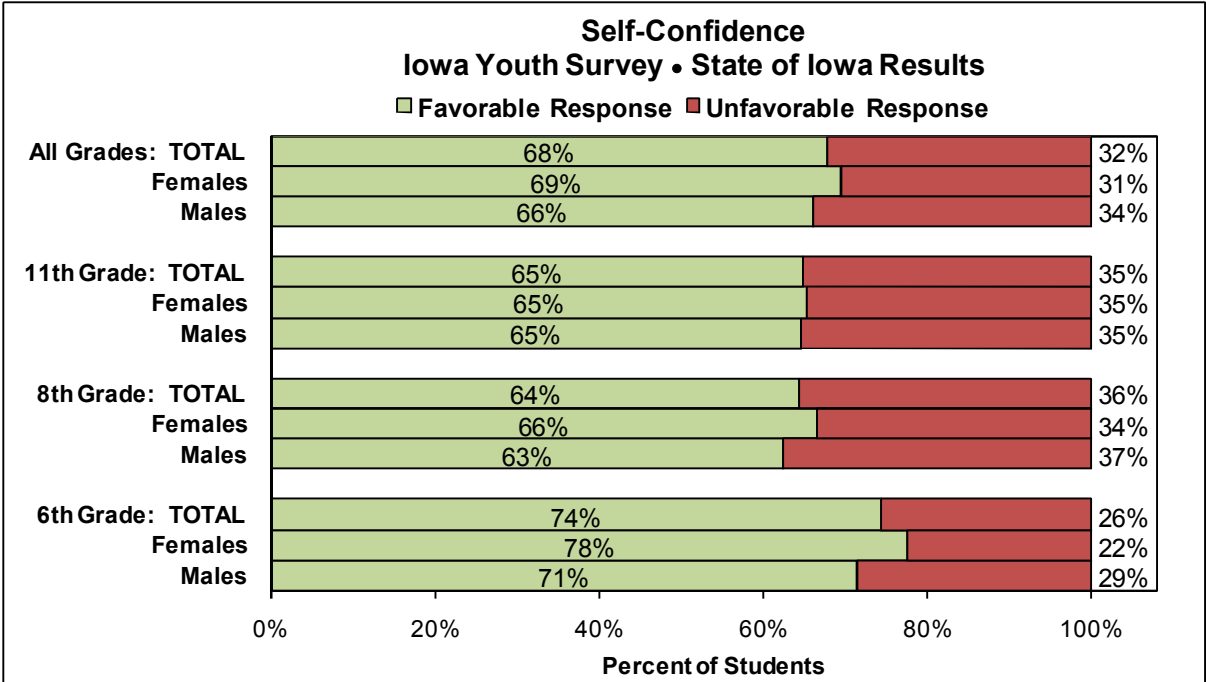
**2008 IYS Questions: B43; B44; B45; B46; B47; B48; B49; B50; B51; B52.** During the past 12 months how many times have you bet or gambled for money or possessions in any of the following ways: sports; card games with friends or family; internet; personal skill games such as pool, bowling or dominoes; video or arcade games; dice games; lottery scratch off tickets or numbers; casino? In the past 12 months what is the largest amount of money have you won or lost in a single day while gambling (betting)? In the past 12 months, how often have you argued with family, friends, or others because of your gambling (betting)? Responses: **B43; B44; B45; B46; B47; B48; B49; B50** – “I did not gamble in the past 12 months” is coded as favorable and any response indicating gambling one or more times is coded as unfavorable. **B51** – “I did not gamble in the past 12 months” is coded as favorable and any response indicating a monetary amount won or lost is coded as unfavorable. **B52** – “I did not gamble in the past 12 months” or “never” are coded as favorable and “rarely,” “sometimes,” “frequently,” or “almost all the time” are coded as unfavorable.

**Note:** The Gambling Avoidance construct changed considerably in 2008. Data for this construct should not be compared with previous IYS Gambling Avoidance constructs.

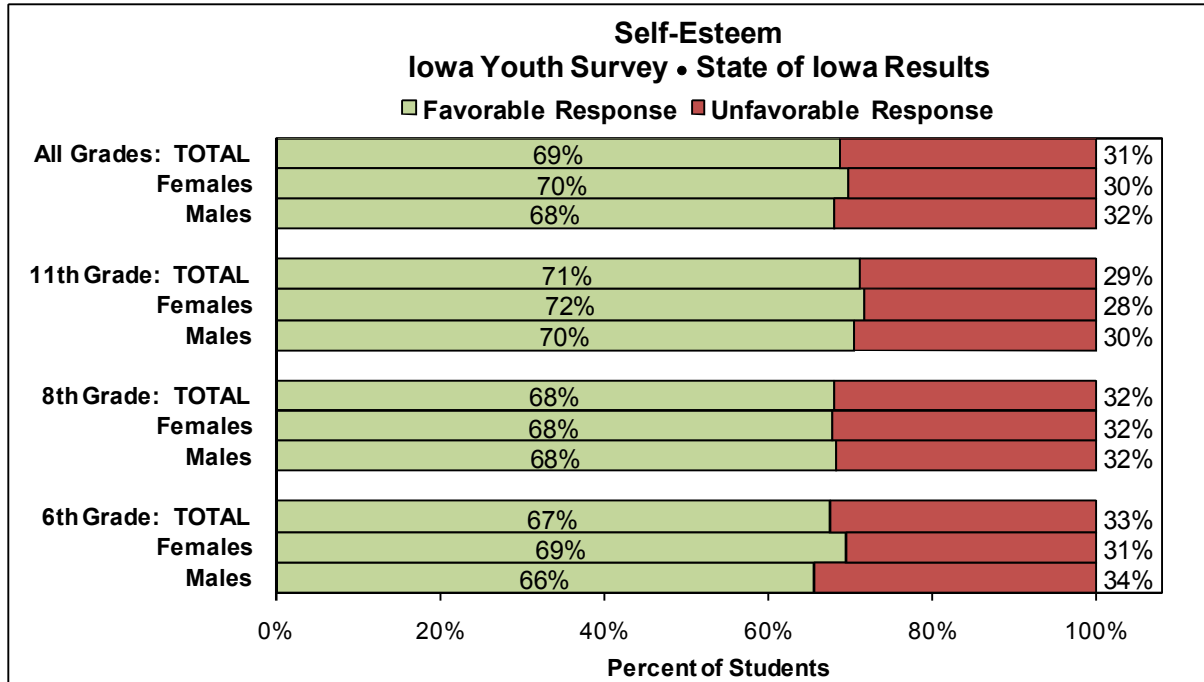
**SOCIALLY COMPETENT YOUTH**



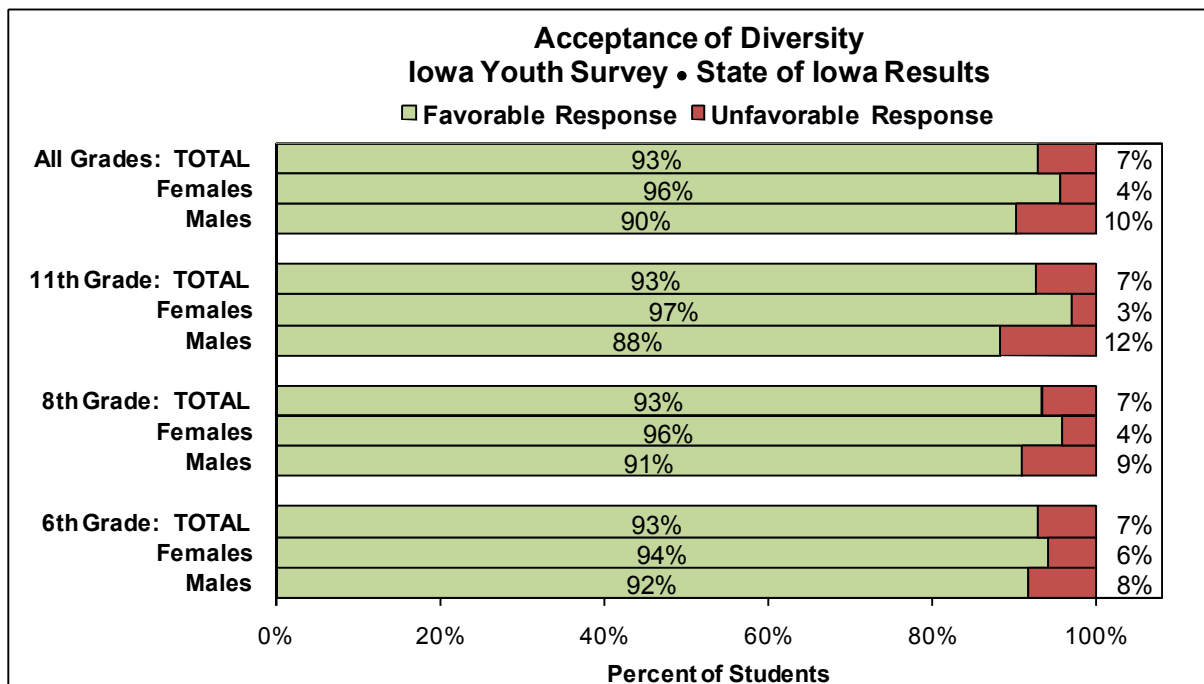
**2008 IYS Questions: C1; C2; C3.** How much do you agree or disagree that each of the following statements is true: it is important to help other people; I care about other people's feelings; I feel sorry for people who have things stolen or damaged? **Responses:** "Strongly agree" or "agree" are coded as favorable and "strongly disagree" or "disagree" are coded as unfavorable.



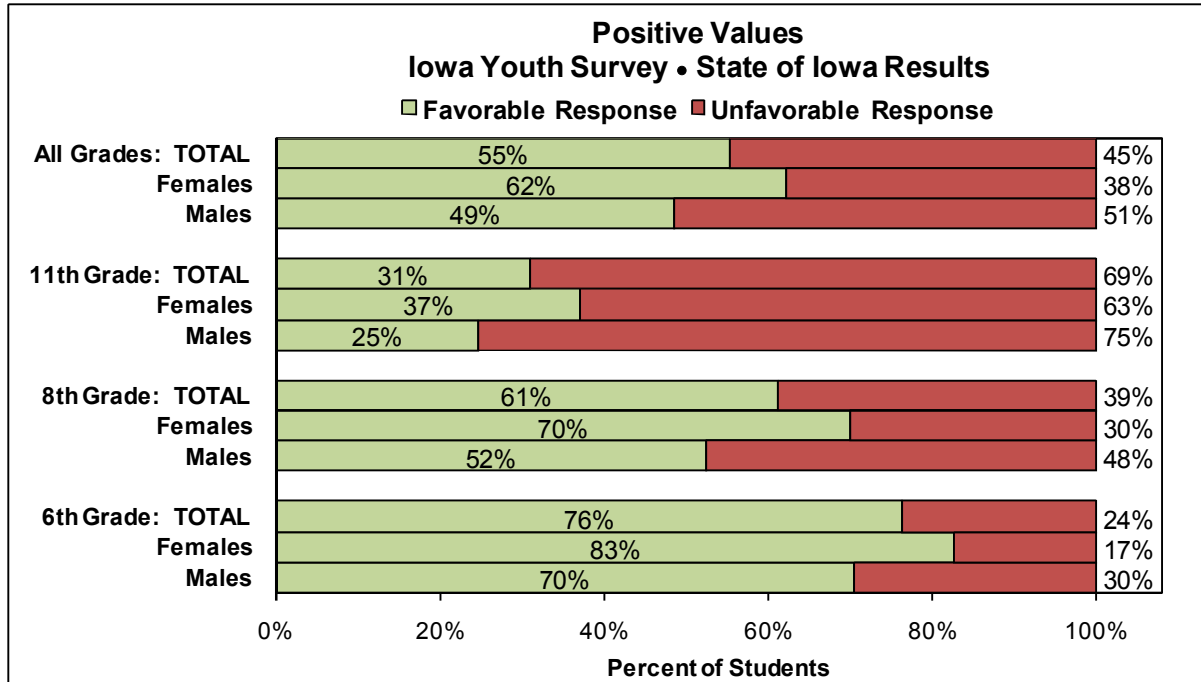
**2008 IYS Questions: C12; C13; C14; C15.** How much do you agree or disagree that each of the following statements is true: I accept responsibility for my actions when I make a mistake or get into trouble; I am good at making friends; when I have problems, I am good at finding ways to fix them; I think things through carefully before I make a decision? **Responses:** “Strongly agree” or “agree” are coded as favorable and “strongly disagree” or “disagree” are coded as unfavorable.



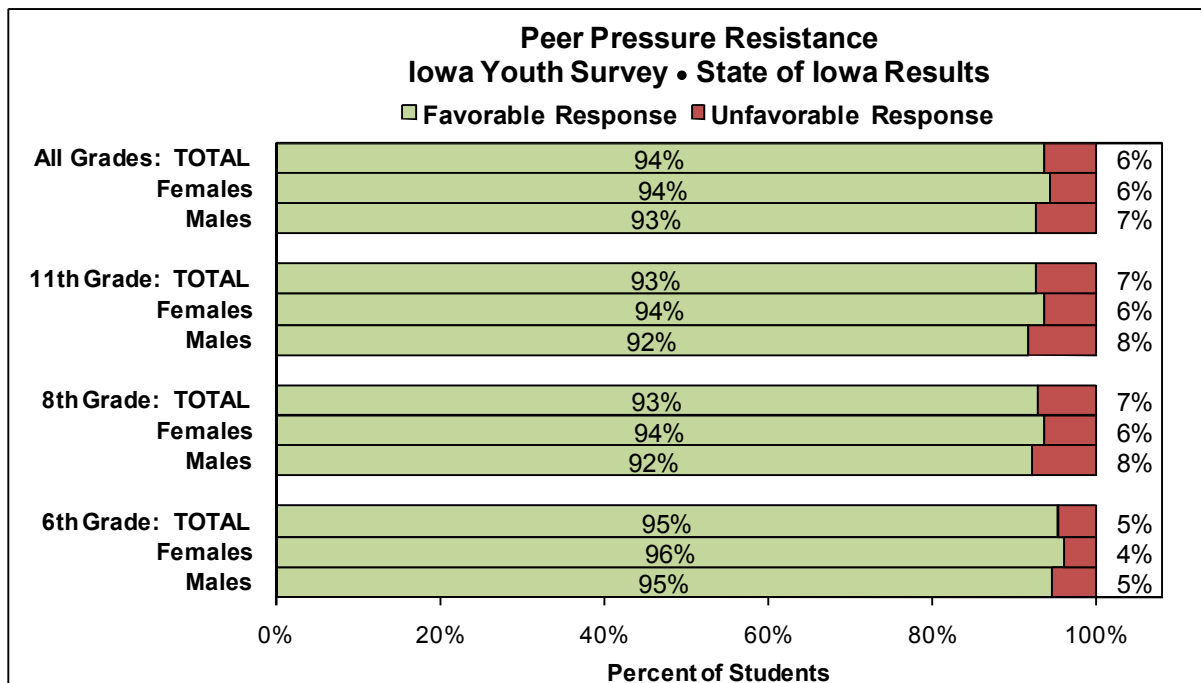
**2008 IYS Questions: C7.** How much do you agree or disagree that the following statement is true: I feel I do not have much to be proud of? **Response:** “Strongly disagree” or “disagree” are coded as favorable and “strongly agree” or “agree” are coded as unfavorable.



**2008 IYS Questions: C4; C5.** How much do you agree or disagree that each of the following statements is true: I am accepting of those different than myself (racially, culturally, socio-economically); it is wrong to discriminate against someone because of her/his race, appearance, culture, religion, etc? **Responses:** “Strongly agree” or “agree” are coded as favorable and “strongly disagree” or “disagree” are coded as unfavorable.

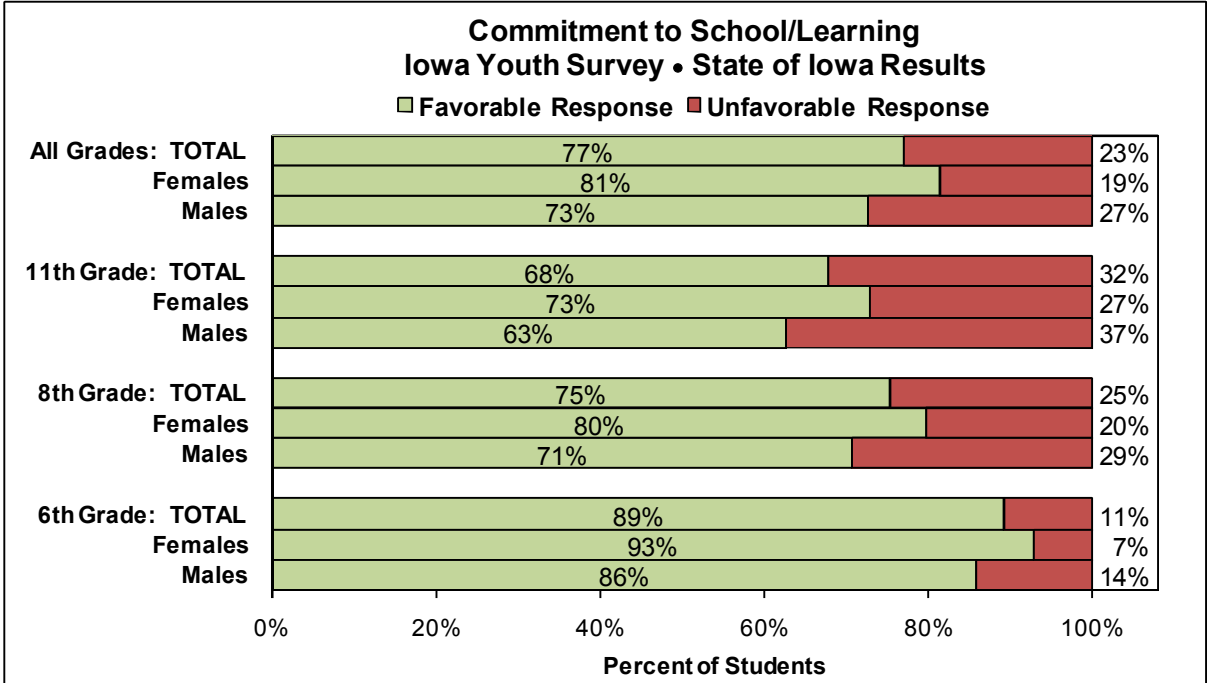


**2008 IYS Questions: C8; C9; C10; C11.** How much do you agree or disagree that each of the following statements is true: violence is the worst way to solve problems; it is against my values to have sex as a teenager; it is important to tell the truth; it is against my values to use alcohol and drugs as a teenager? **Responses:** “Strongly agree” or “agree” are coded as favorable and “strongly disagree” or “disagree” are coded as unfavorable.



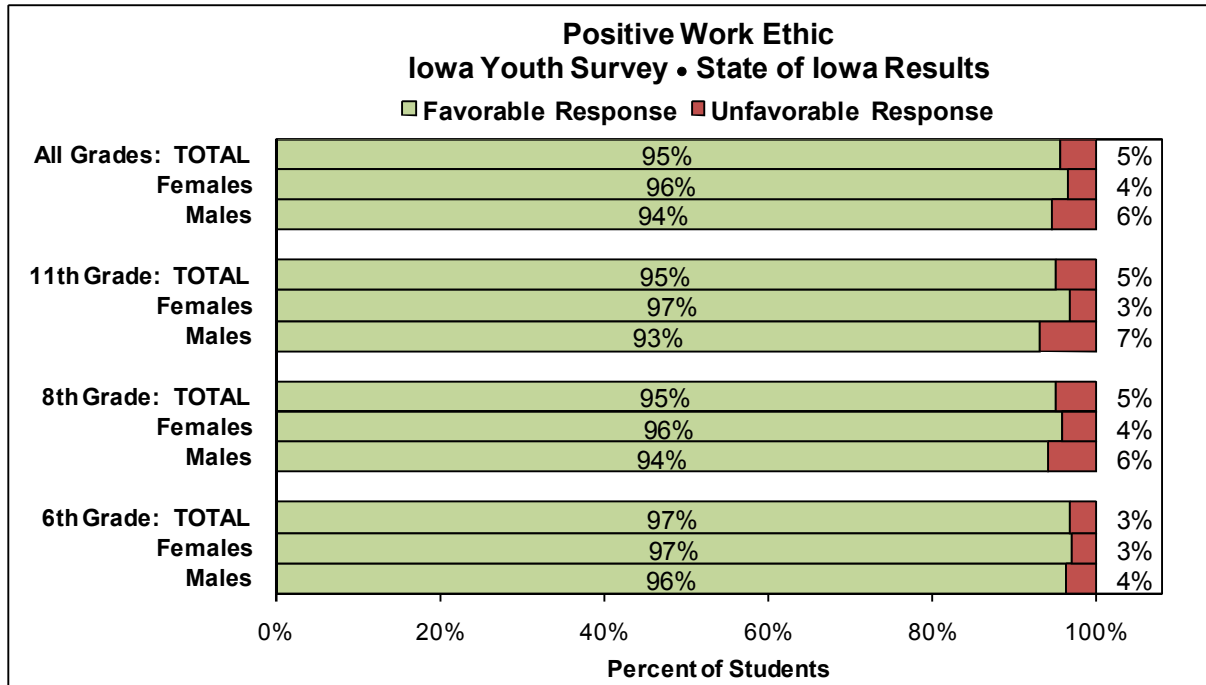
**2008 IYS Questions: C6.** How much do you agree or disagree that the following statements is true: I can say “no” when someone wants me to do things I know are wrong or dangerous? **Response:** “Strongly agree” or “agree” are coded as favorable and a “strongly disagree” or “disagree” are coded as unfavorable.

**YOUTH SUCCESSFUL IN SCHOOL**



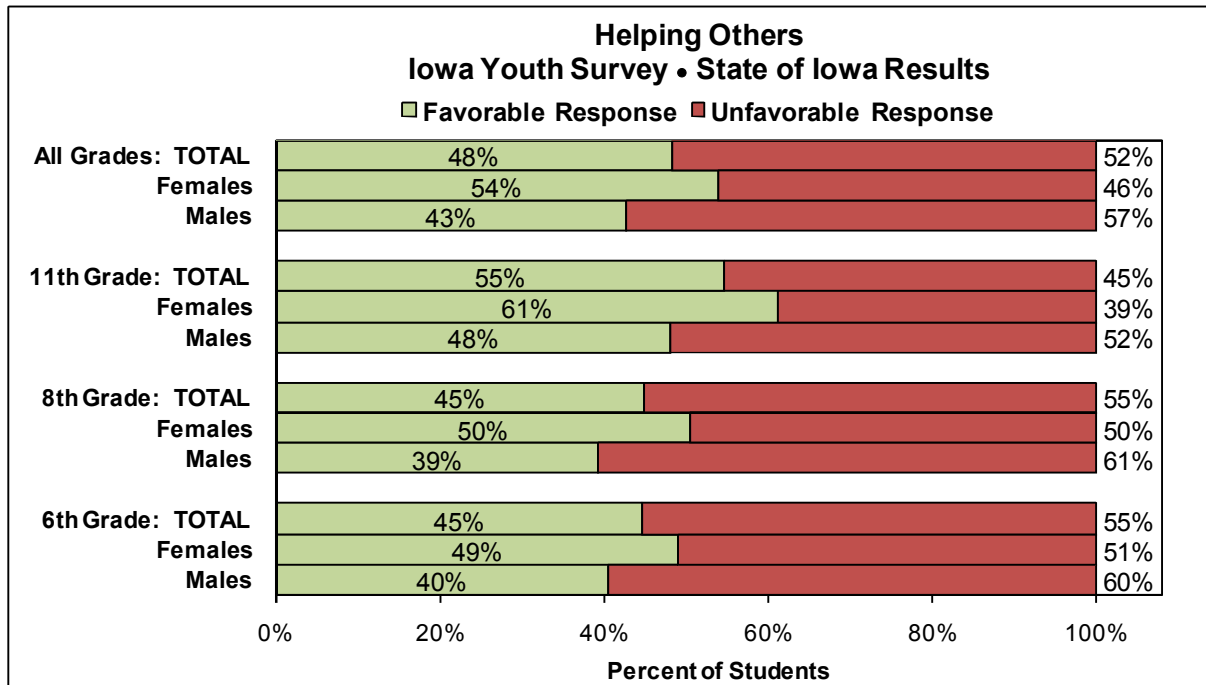
**2008 IYS Questions: E20; E21; E22; E26.** How much do you agree or disagree that each of the following statements is true: I care about my school; I try to do my best in school; I plan to finish high school; I do the homework that is assigned? **Response:** “Strongly agree” or “agree” are coded as favorable and “strongly disagree” or “disagree” are coded as unfavorable.

**YOUTH PREPARED FOR A PRODUCTIVE ADULTHOOD**



**2008 IYS Questions: C17.** How much do you agree or disagree that the following statement is true: I believe that working hard now will make my life successful in the future? **Response:** “Strongly agree” or “agree” are coded as favorable and “strongly disagree” or “disagree” are coded as unfavorable.

**YOUTH ENGAGED IN/CONTRIBUTE TO COMMUNITY**

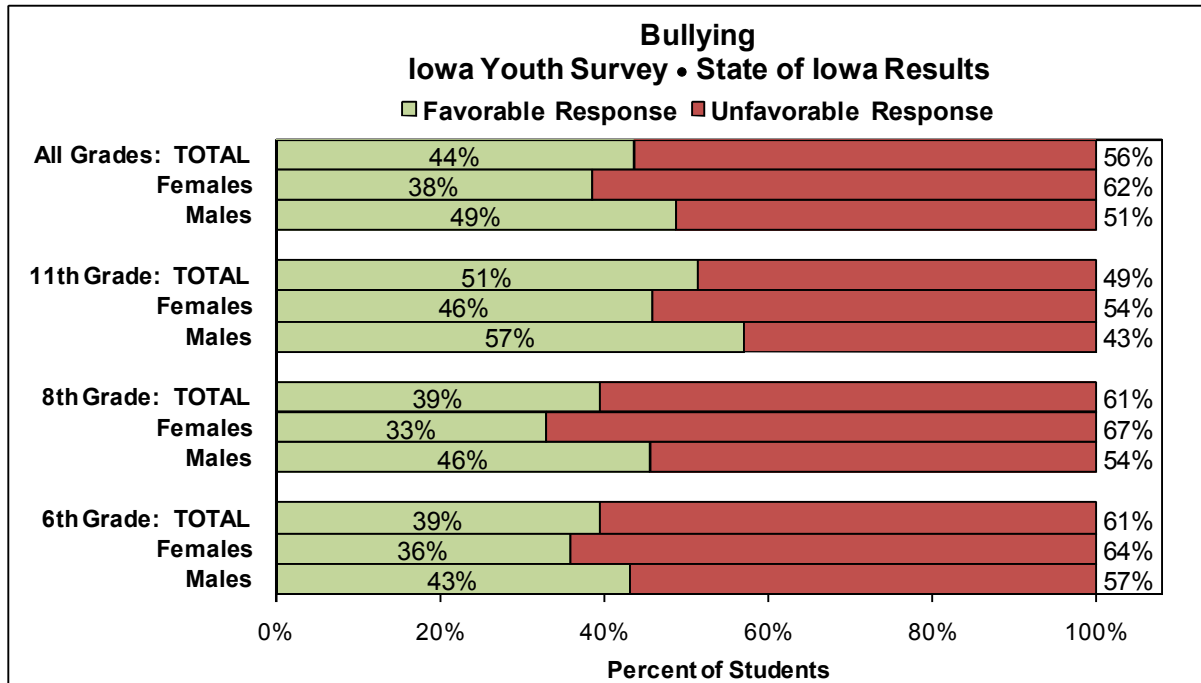


**2008 IYS Questions: B3.** On the average during the school year, how many hours per week do you spend: volunteering either by helping others or helping improve your school, neighborhood, or community? **Response:** “1-2 hours,” “3-5 hours,” “6-10 hours,” or “11 or more hours” are coded as favorable and “0 hours” is coded as unfavorable.

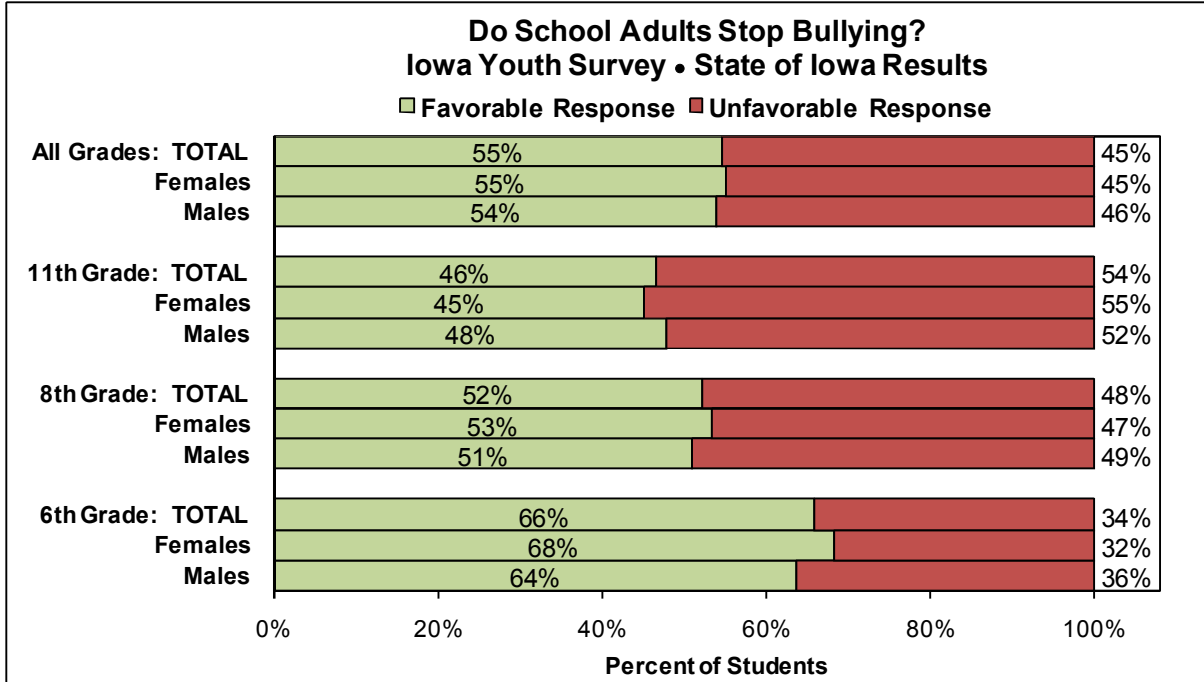
**Note:** The Helping Others construct changed considerably in 2008. Data for this construct should not be compared with previous IYS Helping Others constructs.



**BULLYING**



**2008 IYS Questions: B67; B68; B69; B70; B71; B72; B73; B74.** In the last 30 days, how many times have you been bullied at school in the ways listed: I was called names, was made fun of, or teased in a hurtful way; other students left me out of things on purpose, excluded me from their group of friends, or completely ignored me; I was hit, kicked, pushed, shoved around, or locked indoors; other students told lies, spread false rumors about me, and tried to make others dislike me; I was made fun of because of my race or color; I was made fun of because of my religion; other students made sexual jokes, comments, or gestures that hurt my feelings; I have received a threatening or hurtful message from another student in an email, on a website, on a cell phone, from pager text messaging, in an internet chat room, or in instant messaging. **Responses:** "0 times" is coded as favorable and any response indicating one or more times of being bullied is coded as unfavorable.



**2008 IYS Questions: E6.** When a student is being bullied at school, how often do the teachers or other adults at school try to put a stop to it? **Response:** “Almost always” or “often” are coded as favorable and “almost never,” “once in a while,” or “sometimes” are coded as unfavorable.