

2005

IOWA YOUTH SURVEY REPORT

Prepared For

State of Iowa

Prepared By:

**Research Institute for Studies in Education (RISE)
Iowa State University**

With Funds and/or Assistance Provided By:

Iowa Department of Public Health
Division of Behavioral Health and Professional Licensure
Office of Gambling Treatment and Prevention
Bureau of Disability and Violence Prevention
Division of Health Promotion and Chronic Disease
Bureau of Nutrition and Health Promotion
Iowa Department of Human Rights
Division of Criminal & Juvenile Justice Planning
Iowa Department of Human Services
Iowa Consortium for Substance Abuse Research
Iowa Governor's Office of Drug Control Policy
Iowa Department of Education

Revised December 2006

Table of Contents

	<u>Page</u>
I. Acknowledgments	1
II. Important Information About This Report	2
A. What Can You Do With These Data	2
B. Overview and Comparison to Previous Surveys	2
C. Data Editing/Cleaning	3
D. Profile of Level of Participation in the State	4
E. Specific Report Content	5
F. Some Cautions Regarding Interpretation	9
G. Other Available Reports	9
H. Where Do We Go From Here	10
I. If You Have Questions	10
III. Data Report	
A. Part I: Descriptive Profile of Participating Students	
1. Demographic Information	11
2. Number of Participating Students	13
B. Part II: Constructs	14
C. Part III: Data Reports	
1. Section B: Things I Have Tried or Done	32
2. Section C: My Beliefs and Attitudes	52
3. Section D: Peer Questions	59
4. Section E: School Questions	63
5. Section F: Family Questions	72
6. Section G: Community Questions	77
D. Part IV: Summary of Ever and Current Substance Use Prevalence Rates	85
E. Part V: Other	
1. Non-Participating Districts	87
2. Participating Non-Public Schools	87

Acknowledgments

The 2005 Iowa Youth Survey (IYS) would never have been completed without the assistance and support of several organizations and individuals. First, we would like to thank all the district superintendents, principals, teachers, counselors, facilitators, parents and students for an incredible effort. Survey participation increased from 85,426 in 1999 to almost 97,000 in 2002. In 2005, 98,246 students participated. The increases from 1999 to 2005 were due to the continued group effort in each district, which resulted in a high level of school participation.

We are especially grateful for the assistance provided by the Iowa Department of Human Rights, Division of Criminal and Juvenile Justice Planning (CJJP) and Statistical Analysis Center, the author of the 2002 Iowa Youth Survey reports. In an effort to make the data from the 1999, 2002, and 2005 Iowa Youth Surveys comparable to the maximum degree possible, we have drawn extensively on the prior work done by the CJJP and the Iowa Consortium for Substance Abuse Research, the author of the 1999 IYS reports, in terms of data management and analyses. Also, much of the narrative in this report borrows heavily from the Consortium's 1999 IYS reports. Hopefully, this report is viewed as carrying forward the quality of the CJJP and the Consortium's previous work. Any mistakes or other problems in the 2005 report, however, are due to its authors.

The other individuals and organizations that were involved in this collaborative effort are too numerous to mention in detail, but they included individuals from state and local government agencies, youth organizations, youth service providers, and private enterprise. Each and everyone who participated provided invaluable input into the product of those efforts, the 2005 IYS reports.

Thank you all for being a part of the 2005 collection and analyses of data on Iowa's youth.

Important Information About This Report

What Can You Do With These Data

The 2005 Iowa Youth Survey (IYS) State of Iowa report was designed to help state-level planners identify youth development-related needs, develop relevant programs, and assess the outcomes of those programs. These data can help you better understand our youth and their needs. They can also help you assess the strengths and weaknesses of our schools, families, and communities from the young person's perspective. In addition, the data in this report help the state obtain funds for a wide variety of programs. At every step of the process—from needs identification, to program development and implementation, to program assessment—the 2005 IYS data will prove to be a valuable resource.

The state report can also help Iowa's schools, area education agencies, and counties assess their relative strengths and weaknesses. The grades 6, 8, and 11, as well as male and female percentages reported in district-level, AEA-level, county-level, and other 2005 IYS reports can be compared with the respective state report percentages. The higher the proportion of students in each of these columns that completed usable IYS questionnaires, the more likely the comparisons with the state report percentages will be unbiased. Such comparisons should be considered exploratory, but for the most part are likely to be useful.

Overview and Comparison to Previous Surveys

Survey scope. The 2005 IYS is the 11th in a series of youth surveys that have been completed every three years since 1975. The 1999, 2002, and 2005, surveys differ from previous years in both the procedures used to implement the survey and the students that were asked to participate. Previous surveys were given to approximately one-third of Iowa's public school districts and a sample of their 6th, 8th, 10th, and 12th grades. Starting with the 1999 IYS, participation was sought from all public school districts and all students in grades 6, 8, and 11, as well as 14-18 year-old students in alternative programs. These changes make it possible to provide youth development-related data for each participating school, as well as for each county in which participating students reside. They also make it more feasible to use IYS results to assess the outcome of community and school youth development programs. The changes do, however, restrict direct comparisons with surveys prior to 1999 to grades 6 and 8 and to those schools that participated in those surveys.

Starting with the 2002 IYS, participation was also sought from all non-public schools in the state. It was believed that by including all Iowa students in the 6th, 8th, and 11th grades, the survey results would more accurately reflect the attitudes and perceptions of all Iowa students in those grades, not just those attending public schools. These non-public data have been included in this report.

At a minimum, at least some survey questionnaires were completed in 359 of Iowa's 365 public school districts (98.4%), and in 27 of the 194 non-public schools (13.9%), with some combination of students enrolled in the 6th, 8th and/or 11th grades. A total of 98,246 students across the state completed the IYS, with each county represented by at least 241 students, except Adams County (181 students) and Ringgold County (151 students). A total of 95,895 students in public school districts and 2,351 students in non-public school districts participated in the survey.

Survey content. The 2005 IYS questionnaire includes questions about the students' behaviors and attitudes/beliefs, as well as their perceptions of their peer, family, school and neighborhood/community environments. Prior research has shown that each of these environments plays a significant role in positive youth development. Selection of specific survey questions was based on a combination of: 1) analysis of data collected in previous Iowa Youth Surveys; 2) a literature review of the established youth development models, especially those that enjoy some acceptance in Iowa; and 3) discussion sessions with youth development professionals (community service providers, school district personnel and academics).

The general content of the questions included in the 2005 IYS is similar to that of previous surveys. Most of the items are relevant to the constructs on which previous IYS were based. Most of the questions and responses from the 2002 IYS were utilized without modification, and several new questions added. Among the new additions in 2005 are questions related to bullying; exercise, diet, and weight; and grades.

The appropriateness of any comparison between the 1999, 2002, and 2005 surveys, and surveys from previous years, must be considered on a question-by-question basis. Trend analyses for the most part should be considered exploratory at best. If comparisons are made, the 1999, 2002, and 2005 reports may make your district *appear* to be significantly different, for better or worse, from the reports generated by previous surveys. This appearance may be due to differences in question wording and the representativeness of the sample rather than to actual changes in Iowa's youth.

Data Editing/Cleaning

Validity checks. The 2005 IYS questionnaire, like its predecessors, is a self-administered questionnaire that relies on each student's ability to read (a few students may have had the questionnaire read to them) and honestly respond to each question. Such self-reported behaviors and attitudes/beliefs are always subject to falsification, either intentional (denial, boasting or just mischievousness) or unintentional (mistakenly filling in the wrong circle, misreading, etc.). Each questionnaire was reviewed for evidence that would support a claim that the respondent had little or no intention of making an honest effort to complete the 2005 IYS. This evidence consisted of such things as inconsistent responses (e.g., indicating use of substances on one question while denying ever using them on another), improbable responses (e.g., using every illegal drug every day), and patterned responses (e.g., answering a series of questions exactly the same way). There were a total of 26 such validity checks made. A total of 142 questionnaires failed four or more of the 26 validity checks, and these questionnaires were deleted from the data files used to generate the 2005 IYS reports. This left a usable total of 98,104 questionnaires.

Other cleaning. In addition to the validity checks described above, some individual questions in the 2005 IYS questionnaire were found to have responses that were improbable or erroneous. These questions included county of residence and age.

County of residence. When we compared county of residence to the county in which the student's school district was located, we found students from nearly every school district across the state reporting that they resided in Iowa County. It was evident that there were several students confusing their county of residence with their state of residence. There were similar problems involving county and city confusions (e.g., Des Moines). There were also several students who provided a response that could not be used to clearly identify a county of residence.

Because of these problems, the county of residence responses were modified in the following two ways: 1) The county in which the school district's administrative office was located served as the focal county for that district. Any response to the county of residence question that was not the focal county, or one of the counties that shared a geographic border with that county, was converted to the county where the majority of the students from that school district claimed as their county of residence. 2) If a student provided no useable response for county of residence, the county that the majority of students from that school district claimed as their county of residence was assigned to those students. While these modifications will still allow for some students being assigned to the wrong county of residence and even a few who might have been taken out of the correct county and put into an incorrect one, the modified version of county of residence is much more likely to contain fewer errors than the unedited county of residence responses.

Age. Some responses to the age question in the 2005 IYS were also modified. There were several instances where only one digit of the age response was reported. If the missing digit was the first digit, and the second digit was consistent with an age that was appropriate to the respondent's reported grade in school, the missing first digit was replaced with a "1". The same procedure was used to convert a "0" to a "1" if the age response was "08" or less. *For example*, if a student reported that he/she was in the 8th grade and reported an age of 03 (0 for the first digit and 3 for the second digit), the age response was changed to 13 (1 for the first digit and 3 for the second digit). After the above changes were made, any student who reported an age of less than 10, or more than 19, was converted to missing data for the age question response.

The responses to all other questions remain unchanged from those actually provided by the students. In every instance, it is important to remember that the responses recorded are each student's *perceptions*, not necessarily the actual state of the environment they are describing. Still, a case can be made that students almost surely behave *in response to their perception* of what is occurring, and thus it is their perception that is most important.

Profile of Level of Participation in the State

Table 1 below provides a profile of the extent to which students participated in the 2005 IYS. The first column is the number of students enrolled in grades 6, 8, and 11 in Iowa,

according to the Iowa Department of Education. The second column is the number of students who reported that they were in grades 6, 8, and 11 and completed a usable 2005 IYS questionnaire. The third column is the percentage of students completing a usable IYS questionnaire by each grade.

Table 1: Level of Participation in Iowa

<u>Grade</u>	<u>Number Enrolled</u>	<u>Number Completing IYS</u>	<u>Percentage Completing IYS</u>
6	38,467	31,814	82.7%
8	40,641	34,068	83.8%
11	40,403	31,673	78.4%

In general, the higher the percentage completing an IYS, the more likely the students in that grade are representative of all of the 6th, 8th, and 11th grade students residing in the state.

Specific Report Content

Constructs. The section with the constructs is new in 2005. The data are combined for selected questions and presented in easy-to-read charts. Thirty-four constructs, within nine framework domains, are included. Constructs from 1999 and 2002 IYS data are available in the IYS Trend Report—1999 and 2002, on line at <http://www.iowayouthsurvey.org>. A listing of the framework domains and constructs follows.

Questions Included in Each Construct

IOWA YOUTH DEVELOPMENT RESULTS FRAMEWORK DOMAINS AND CONSTRUCTS	Questions
SECURE AND SUPPORTIVE FAMILY	
Positive Family Relationships	f2, f4, f5, f6
Family Involvement and Support	f7, f8, f9, f10, f11, f12
Parental/Guardian Boundaries	e5, f1
Positive Parental/Guardian Norms	f13, f14, f15, f17, f19, f20
SAFE AND SUPPORTIVE SCHOOL CLIMATE	
School Expectations/Boundaries	e1, e2, e3, e4, e24
Safe (Nonviolent) School Environment	b49, b51
School Perceived to be Safe	e19
School Staff/Student Support	e15, e16, e17, e18, e23, e25
Positive Student Norms	e7, e8, e9, e11, e13, e14
Social Pressure to Use Substances Limited	d9, d10, d11, d12
SAFE AND SUPPORTIVE COMMUNITY	
Positive Community Adult Norms	g8, g9, g10, g12, g14, g15

Positive Community Peer Norms	d1, d2, d3, d5, d7, d8
Youth Access to Substances Limited	g1, g2, g3, g4, g5, g6
Safe Neighborhood	g16, g17
Supportive Neighborhood	g18, g19, g20, g22, g23, g24
Alcohol/Drug Free Places Available	g21
HEALTHY YOUTH – AVOIDANCE OF RISKY BEHAVIOR	
Suicide Risk Avoidance	b45, b46
No Current (past 30 days) Alcohol Use	b25, b29
No Current (past 30 days) Tobacco Use	b15, b27, b28, b37
No Current (past 30 days) Illegal Drug Use	b30, b31, b32, b33, b34, b35, b38, b39
Substance Use Risk Awareness	c18, c19, c20, c21, c22, c23, c24
Violent/Aggressive Behavior Avoidance	b47, b50, b54, b55, b56, b57, b58
Gambling Avoidance	b42, b43, b44
SOCIALLY COMPETENT YOUTH	
Empathy	c1, c2, c3
Self-Confidence	c12, c13, c14, c15
Self-Esteem	c7
Acceptance of Diversity	c4, c5
Positive Values	c8, c9, c10, c11
Peer Pressure Resistance	c6
YOUTH SUCCESSFUL IN SCHOOL	
Commitment to School/Learning	e20, e21, e22, e26
YOUTH PREPARED FOR A PRODUCTIVE ADULTHOOD	
Positive Work Ethic	c17
YOUTH ENGAGED IN/CONTRIBUTE TO COMMUNITY	
Helping Others	b3
BULLYING	
Bullying	b59, b60, b61, b62, b63, b64, b65, b66
Do school adults stop bullying?	e6

Data report. The data provided in the 2005 IYS state report include the responses to every question that appears in the 2005 questionnaire. There are 11 columns on each page of the report. The symbol “—” appearing in any column indicates data that are either not reportable or not applicable. Also, “0%” appearing in any column represents *anything less than 0.5* (including 0 or none).

The **first column** includes an abbreviated version of the question (followed in parentheses by its section and question number in the 2005 IYS questionnaire), a “response” row for each response, and the “% who answered question” row. This last row in each set of responses is the percent of students who responded to that question. A low percentage in this row would indicate that several students did not, for one reason or another, answer that question. In general, the higher this percentage, the more likely the responses in the remaining rows are representative of students in Iowa. All the percents in the “response” rows are based on the number of students who answered that question. Students who left the question blank or provided an unreadable response are not included.

The **next three columns**, titled “**6th Total, 8th Total, and 11th Total,**” are weighted percents based on all of the students in Iowa that answered the question and reported that they were in either grade 6, 8, or 11.

The **fifth column**, titled “**All grades,**” includes the percent of students who reported each of the responses. Note that the results in this column include all of the students in the previous three columns, as well as students who did not choose grade 6, 8, or 11 when asked to select their grade in school.

*To obtain an estimate of the total number of students in each grade that responded in a particular way to any question, you can change the percent reported for that response in the appropriate column to a decimal and multiply that decimal by the enrollment numbers provided in Table 1 on page 5. For example, if, in the “grade 11” column, 50% of the 11th grade students who completed the IYS reported they never gamble, you would multiply .50 times the total 11th grade enrollment number reported in Table 1. The resulting product of the multiplication would be an *estimate* of the total number of 11th graders in your school district who reported they never gamble.*

The **next six columns** show how each of the gender groups within each grade answered the question.

All column percentages are weighted. There were several schools that completed widely varying proportions of their 6th, 8th, and 11th grade students, and these differences present a significant potential for biases. Given that 11th graders are much more likely to be substance users than either 6th or 8th graders, any significant discrepancy between the proportion of 11th grade students and the other grades who took part in the 2005 IYS would produce a distorted total estimate for that school district (i.e., a larger proportion of 11th graders and a smaller proportion of 6th and 8th graders would produce an artificially high total substance use estimate in that school district).

In the school district reports, this source of bias is minimized by withholding certain data from those schools that did not submit surveys from 75% or more of their students from each grade. (Because of the increasing number of districts that participate in whole grade sharing, an exception to the 75% rule was made for these districts in the 2005 IYS with the 75% rule applied to only the grades for which the district had students.) In the Area Education Agency (AEA) reports, this is addressed by including in the report only those schools that submitted surveys from 75% or more of the students in each grade. For this state report, a statistical weighting procedure minimizes the potential biases and has the advantage of using all of the data that were collected.

Weighting. The proportion of students enrolled in each grade in the state was divided by the proportion actually completing an IYS. The resulting decimal was the weighting factor used in the report. Table 2 provides a descriptive profile of the weights used. The first column is the proportion of all the state’s students enrolled in the 6th, 8th, and 11th grade. The second column is the proportion of students who reported they were in each grade level in the IYS sample.

The third column is the weight used to make the IYS population match the enrollment population. Students in the IYS sample that did not report a grade were assigned a

weight of 1. The weighted percents for each “response” row are the best estimates that can be obtained from the 2005 IYS at this time.

Table 2: Profile of Weights Used in the 2005 State of Iowa Report

<u>Grade</u>	<u>Proportion Enrolled</u>	<u>Proportion in IYS</u>	<u>Weight</u>
6	32.19	32.61	0.987
8	34.01	34.92	0.974
11	33.81	32.47	1.041

Substance use prevalence rates. A summary of ever and current (30 days) alcohol, tobacco and other drug (ATOD) use prevalence rates can be found on page 84. The following provides definitions of substance use prevalence rates for tobacco, alcohol, and other drugs.

Tobacco. The “any tobacco use—current” prevalence rate includes all students who indicated that they had used a tobacco product in the past 30 days: cigarettes, cigars or smokeless. These students include those who reported that they smoked at least part of a cigarette, or on some days smoking cigarettes or cigars, or used smokeless tobacco in the last 30 days. The respective IYS section and question numbers are B-15, B27-B28 and B37. The “any tobacco use—ever” prevalence rate includes all those students who reported any of the following: that they smoked at least part of a cigarette in the last 30 days; that they had ever tried to quit smoking cigarettes; an age when they started smoking cigarettes; some days of smoking cigarettes or cigars in the last 30 days; or that they used smokeless tobacco (B15-B17, B27-B28 and B37).

The “cigarette use—current” prevalence rate includes those students who reported they smoked at least part of one cigarette in the last 30 days, or reported some days of smoking cigarettes in the last 30 days (B15 and B27). The “cigarette use—ever” prevalence rate includes those students who reported that they smoked at least part of one cigarette in the last 30 days, that they had ever tried to quit smoking cigarettes, reported an age when they started smoking cigarettes, or reported some days of smoking cigarettes in the last 30 days. The respective IYS section and question numbers are B15-B17 and B27. The “cigar use—current” prevalence rate includes those students who reported some days of smoking cigars in the last 30 days (B28). No “cigar use—ever” prevalence rate is available. The “smokeless tobacco use—current” prevalence rate includes those students who reported using smokeless tobacco in the last 30 days (B37), and the “ever” prevalence rate includes those who reported that they had never used smokeless tobacco (B37).

Alcohol. The “any alcohol use—current” prevalence rate includes those students who had reported taking at least one drink (beer, wine, or liquor) in the last 30 days, or reported having 5 or more drinks on at least one day in the last 30 days. The section and question numbers from the 2005 IYS questionnaire that are respectively associated

with these criteria are B29 and B25. The “any alcohol use—ever” prevalence rate includes those students who reported an age that they started drinking, or reported drinking 5 or more drinks on at least one day in the last 30 days, or had at least one drink in the last 30 days. The section and question numbers respectively associated with these criteria are B18, B25 and B29.

Drugs. The “any drug use—current” prevalence rate includes those students who reported some use of a drug (marijuana, inhalant, methamphetamine, cocaine, amphetamine other than meth, steroid, or other illegal drug) in the past 30 days. The section and question numbers associated with these criteria are B30-B35 and B38-B39. The “any drug use—ever” prevalence rate includes all those students who indicated that they had ever used any of these drugs. These students include those who reported either an age for first using any one of these drugs, some use of these drugs in the last 30 days, or some ever use of steroids or other illegal drugs (B19-B23, B30-B35 and B38-B39). The “current” prevalence rate for each type of drug includes those students who reported some use of that drug in the last 30 days (B30-B35 and B38-B39). The “ever” prevalence rate for each type of drug includes those students who reported either an age for first using that drug (B19-B23), use of that drug in the last 30 days (B30-B35), or some use ever of steroids or other illegal drugs (B38-B39).

Some Cautions Regarding Interpretation

Unless every school district collected data from every student, there is always the possibility that the students who completed the 2005 IYS are not representative of all students in Iowa. In general, the higher the proportion of students participating, the more likely the sample is representative and without bias. Still, only the school districts know exactly why some of the students did not participate, and only school district personnel can be fully aware of any biases that those non-participating students might introduce into the state report percentages.

The response percentages that are reported for any one question might total to slightly less or more than 100%. This is due to rounding, not an error in the reported percentages.

Other Available Reports

County and AEA. County- and AEA-level reports are available to the public. These reports are different in some respects from the state reports, but AEAs and counties will be able to use these reports to help integrate their data with state level aggregates. These reports can be accessed from the following website, <http://www.iowayouthsurvey.org>, as well the websites of other state agencies funding this study.

Planning regions. Additional reports are available that are based on other regional planning categories. These reports include the Iowa Department of Public Health’s substance abuse and prevention planning regions, Iowa Department of Human Services regions, DECAT regions and judicial districts. These reports can be accessed from this

website, <http://www.iowayouthsurvey.org>, as well as county and state reports. These reports are also accessible on the websites of other state agencies funding this study.

Other reports. The Departments of Public Health, Education, Workforce Development, CJJP, and RISE are working together to develop other reports that can help local and state planning efforts. Please go to the IYS website periodically to check on the availability of such other reports.

Where Do We Go From Here

Long term. Our goal is for the 2005 IYS to be replicated in three-year intervals with continuous improvements. At this time, a survey of selected items is being developed that you may want to use in the interim years before the next implementation of the full IYS in 2008. It is expected that the selected survey items will be available in July 2006. These could be used for comparison of selected items to the 1999, 2002, and 2005 IYS, as well as to collect required data for grants and to provide key data about the Connectedness to School Construct. We also are studying the feasibility of an on-line version of the IYS for 2008.

Conducting this year's survey has been a learning experience for all of us, and with the knowledge gained, we expect subsequent surveys to be even more successful. Your comments and suggestions have been, and will continue to be, invaluable planning and implementation resources.

Targeted improvements. The Iowa Youth Survey is a work in progress, and to further that progress, we hope to make the following improvements: (1) Persuade every public school district and every non-public school to participate in subsequent surveys. (2) Increase the percentage of students participating, with target percentages for designated grades reaching 85%, with the ideal being a full census (100%). Many of the reporting issues regarding potential biases and comparability will diminish as the number of participating students approaches a full census. (3) Develop a questionnaire that might be more appropriate to 4th, 5th, and 6th grade levels.

If You Have Questions

It was not possible to explain in detail every procedure used to compile these reports. If you need a more detailed description of procedures or have general questions, please contact CJJP at chr.cjpp@iowa.gov. While we have limited resources, we will make every effort to promptly respond to your request.

Do you live? (A9)	State Results				State Results					
	6 th	8 th	11 th	All grades	6 th		8 th		11 th	
	Total	Total	Total		Male	Female	Male	Female	Male	Female
On a farm	11%	12%	13%	12%	12%	11%	12%	11%	14%	12%
In the country, not on a farm	13%	13%	14%	13%	13%	13%	13%	13%	15%	14%
In a small city or town < 5,000	27%	27%	27%	27%	27%	27%	27%	27%	26%	27%
In a medium city 5,000-30,000	26%	27%	25%	26%	25%	26%	26%	27%	24%	27%
City over 30,000	23%	22%	20%	22%	23%	23%	22%	22%	21%	20%
% who answered question	99%	99%	99%	99%	99%	99%	99%	99%	99%	100%

How many times has your family moved to a different home or apartment in the last two years? (A10)	State Results				State Results					
	6 th	8 th	11 th	All grades	6 th		8 th		11 th	
	Total	Total	Total		Male	Female	Male	Female	Male	Female
None	64%	68%	76%	69%	64%	63%	69%	67%	77%	75%
Once	19%	18%	15%	17%	19%	19%	18%	18%	14%	15%
Twice	8%	6%	5%	6%	7%	8%	6%	6%	5%	5%
Three times	5%	4%	2%	4%	5%	5%	4%	4%	2%	3%
Four times or more	5%	4%	2%	4%	5%	5%	3%	4%	2%	2%
% who answered question	98%	97%	97%	97%	98%	98%	97%	98%	96%	97%

Where are you now living? (A11)	State Results				State Results					
	6 th	8 th	11 th	All grades	6 th		8 th		11 th	
	Total	Total	Total		Male	Female	Male	Female	Male	Female
With a parent/s	96%	97%	95%	96%	96%	96%	97%	96%	95%	95%
With grandparents or relatives	2%	2%	2%	2%	2%	3%	2%	2%	2%	3%
With foster parents	0%	0%	1%	0%	0%	0%	0%	0%	1%	1%
In shelter care	0%	0%	0%	0%	0%	0%	0%	0%	0%	0%
In residential group care	0%	0%	0%	0%	0%	0%	0%	0%	0%	0%
Independent living	0%	0%	1%	0%	0%	0%	0%	0%	1%	0%
Other	1%	0%	1%	1%	1%	1%	0%	1%	1%	1%
% who answered question	96%	94%	94%	95%	95%	96%	93%	95%	94%	95%

Number of participating students.	State Results				State Results					
	6 th	8 th	11 th	All grades	6 th		8 th		11 th	
	Total	Total	Total		Male	Female	Male	Female	Male	Female
	31814	34068	31673	98104	16003	15542	16802	16902	15808	15541

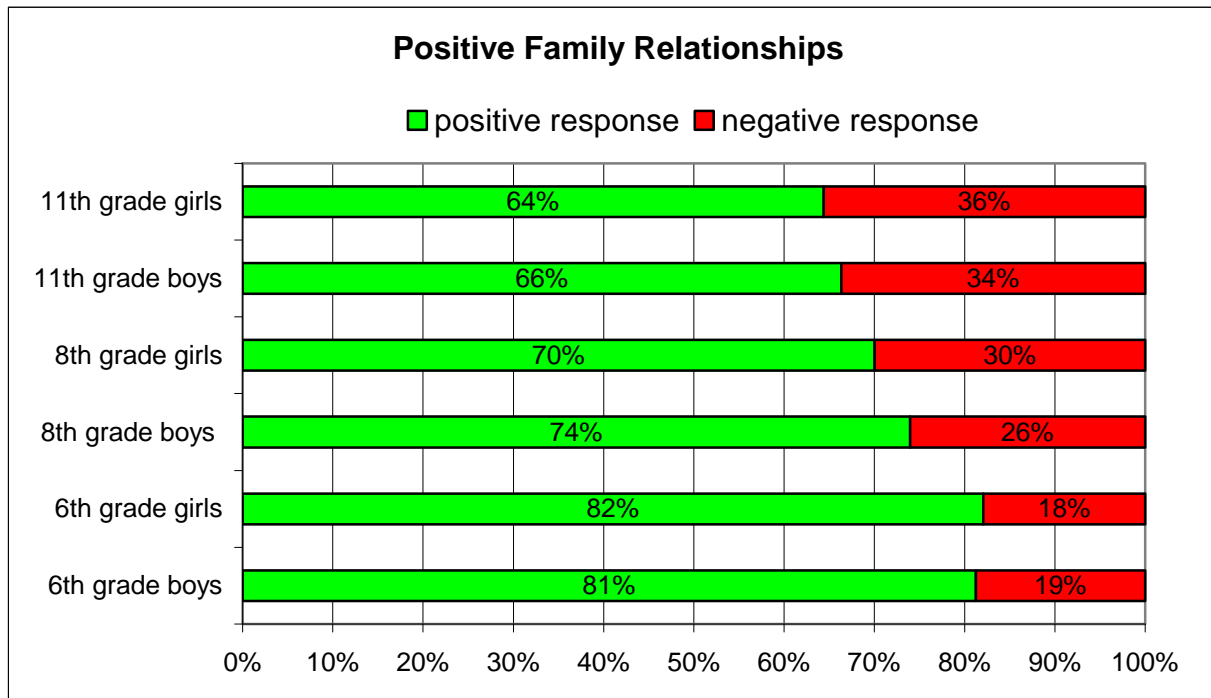
Part II: Constructs

These constructs are the product of an interactive process that began with a committee of State planners identifying hypothetical constructs and accompanying measures derived from the IYS. They were then subjected to additional theoretical consideration and empirical testing, with the results used to revise the constructs and measures, which were then reviewed and tested again and so on, until a consensus was reached on the content of each construct.

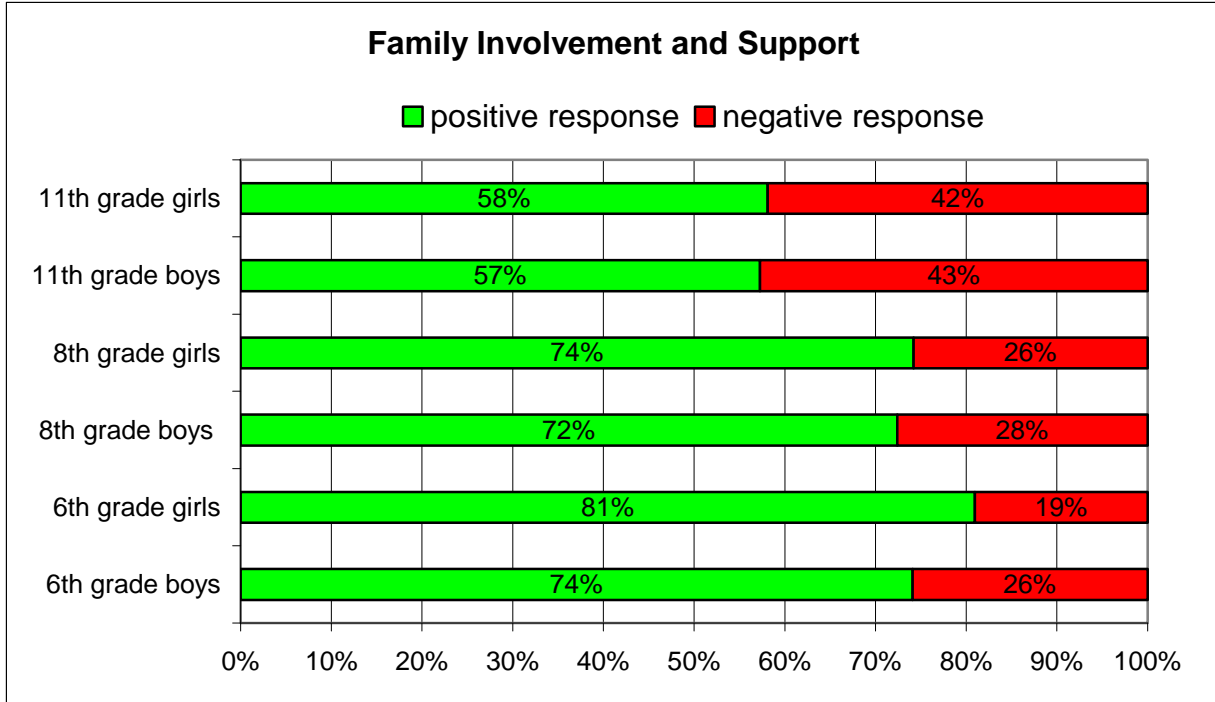
There are 34 core constructs organized into 9 groups. Each construct is measured by one or more questions relating to a specific topic area. If a student answered all of the questions for that area in a positive fashion (e.g., strongly agree, agree), then that student is included in the positive responses. **If a student answered at least one of the questions in a negative fashion (e.g., disagree, strongly disagree), then that student is included among the negative responses for that construct.**

In the report that follows, there is a graph that shows the percent of positive and negative responses for each gender within grade group. Below each graph is a list of the questions included in that construct. For further details on the constructs, refer to the State Trend Report on the 2005 IYS website, <http://www.iowayouthsurvey.org>.

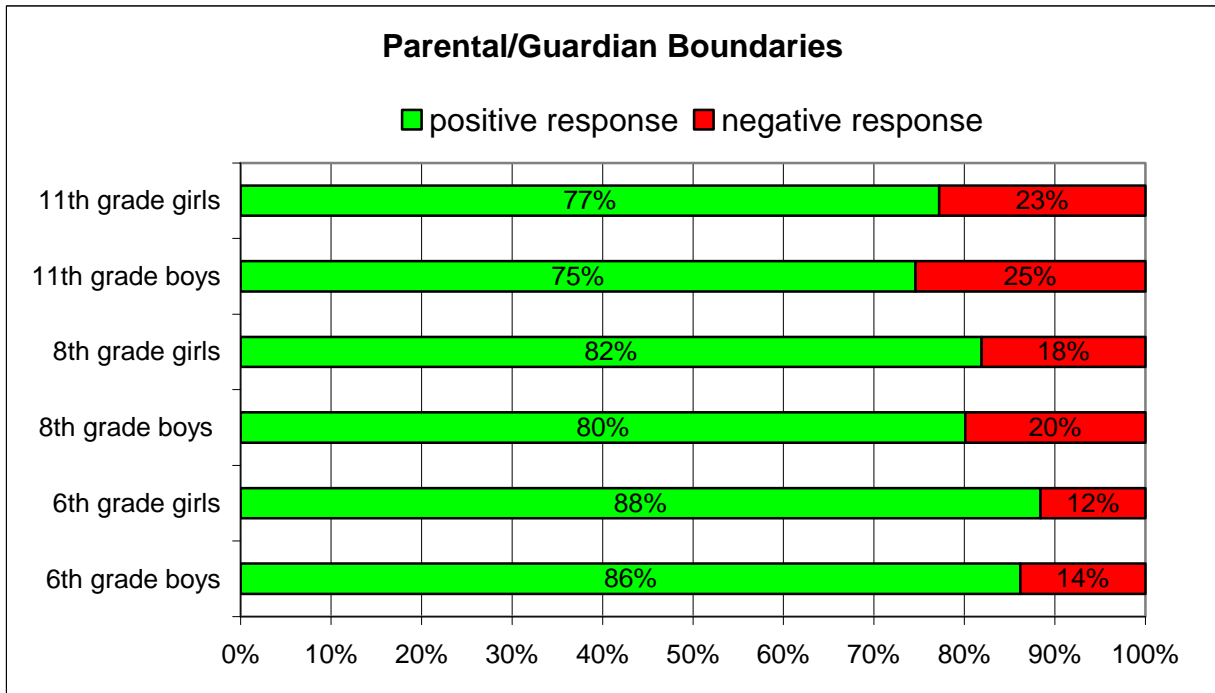
Secure and Supportive Family



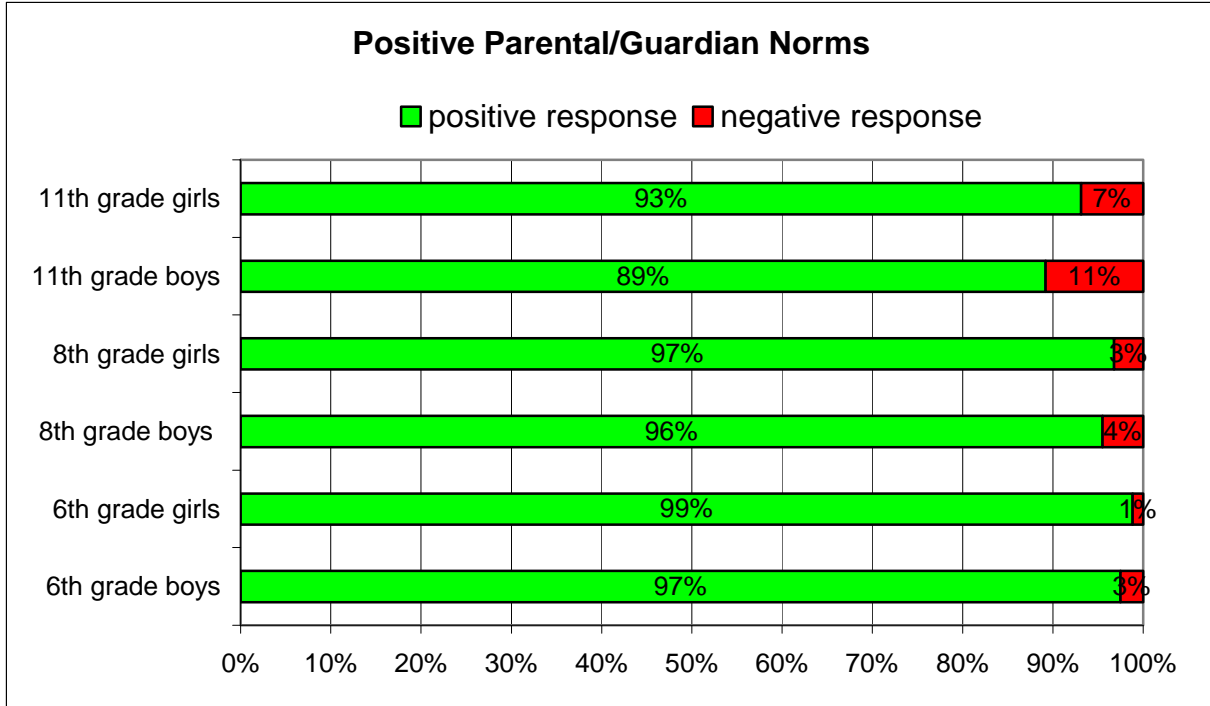
Questions f2, f4, f5, and f6.



Questions f7, f8, f9, f10, f11, and f12.

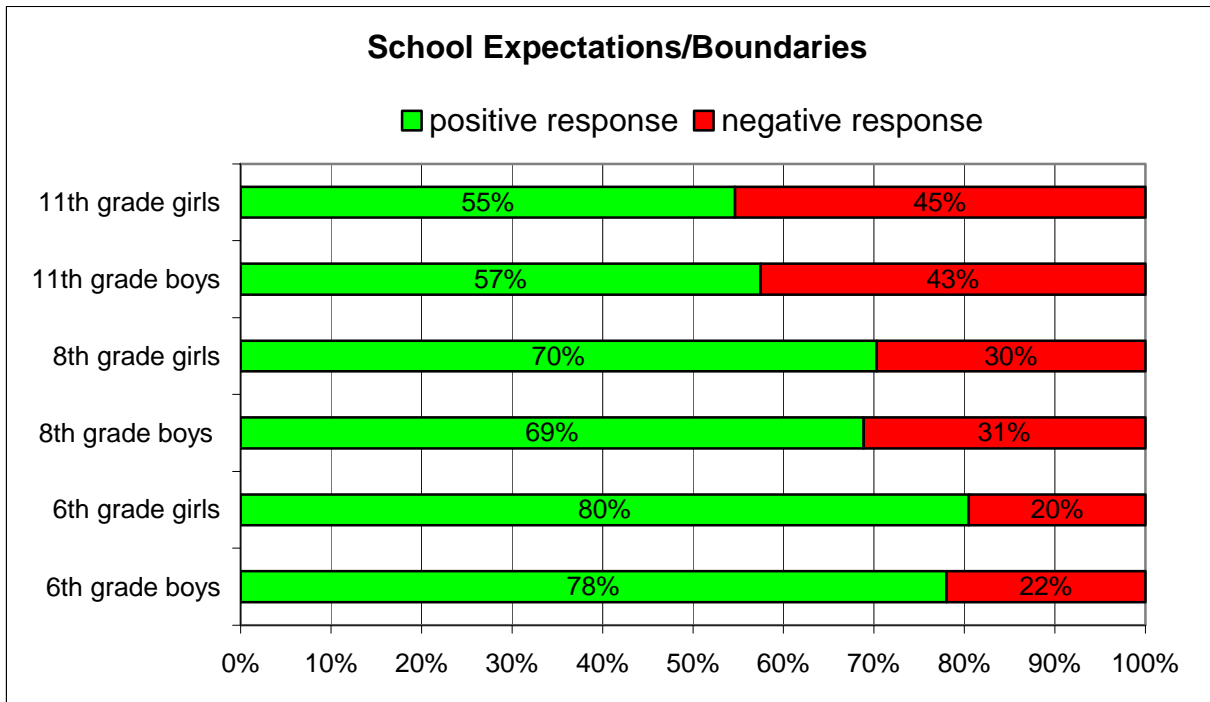


Questions e5 and f1.

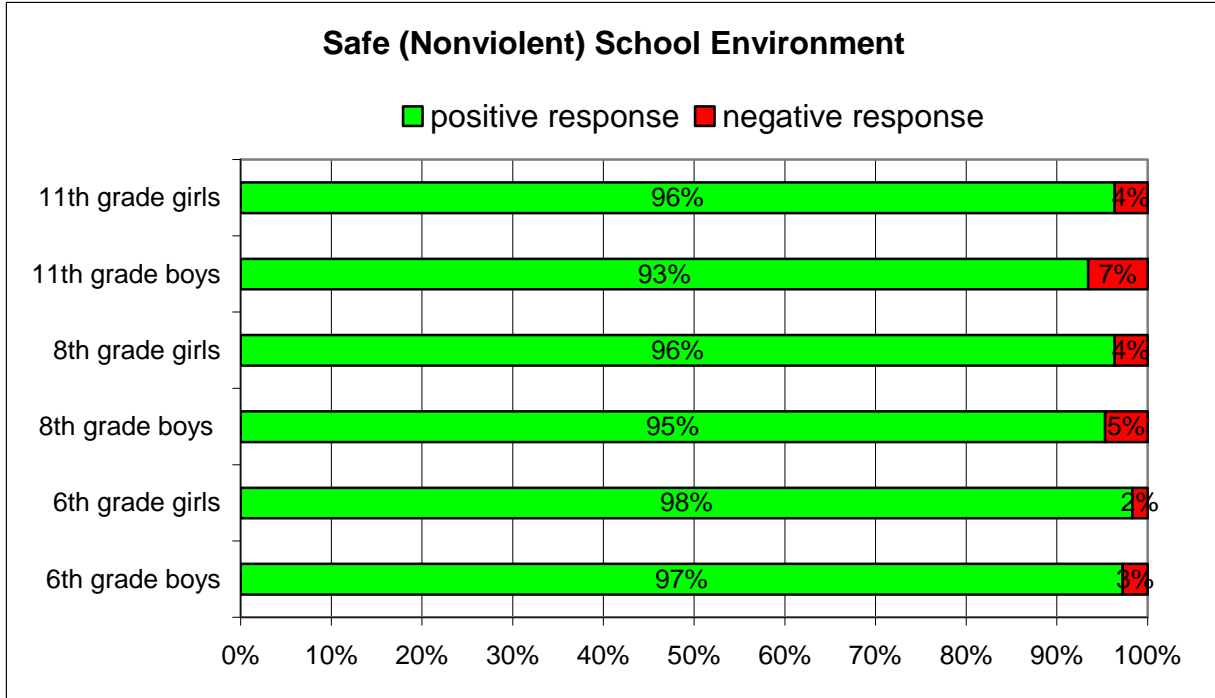


Questions f13, f14, f15, f17, f19, and f20.

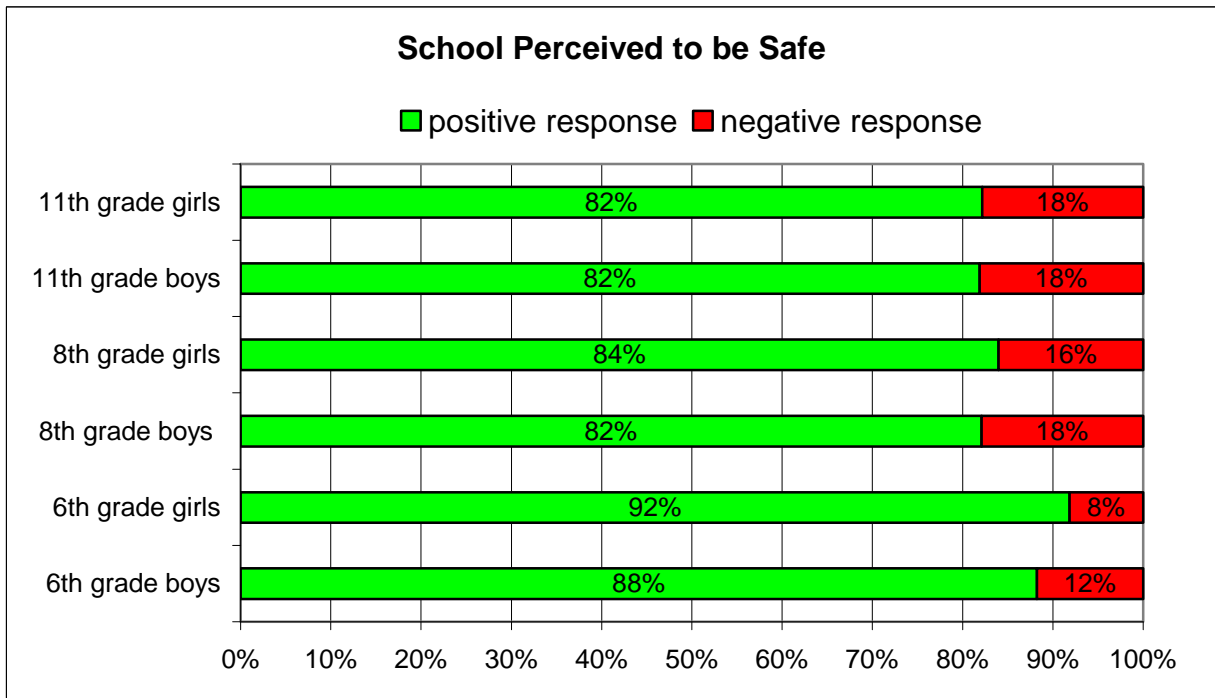
Safe and Supportive School Climate



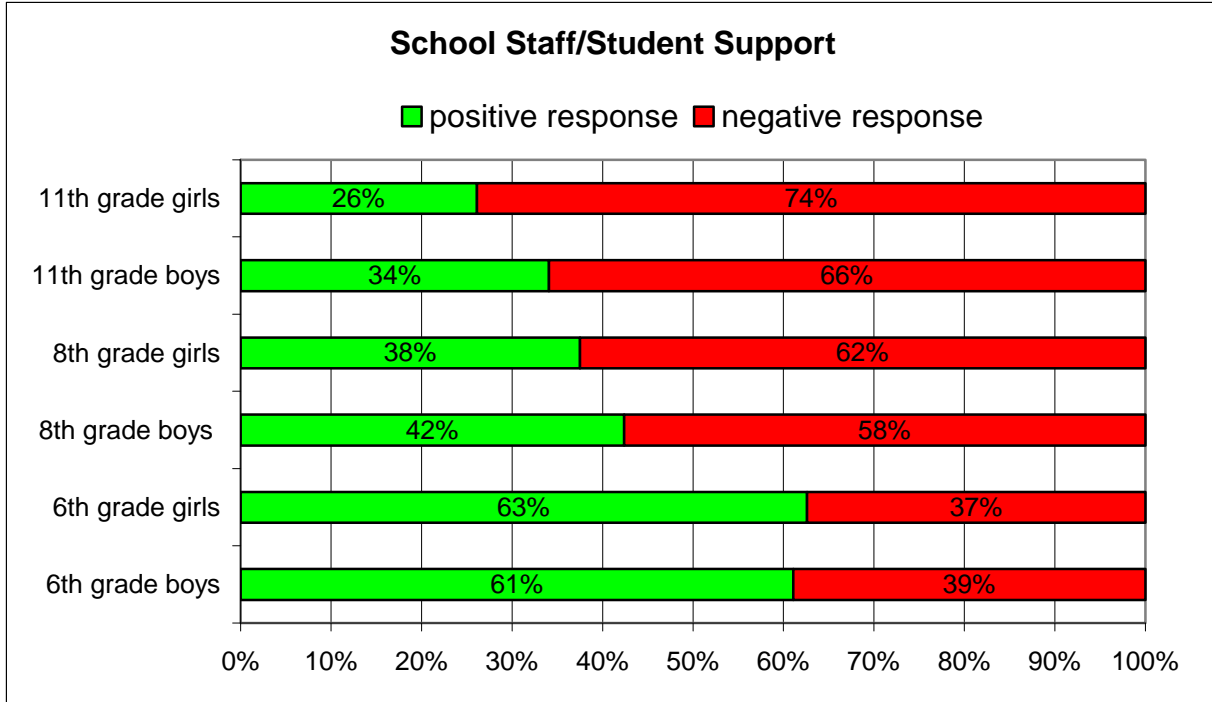
Questions e1, e2, e3, e4, and e24.



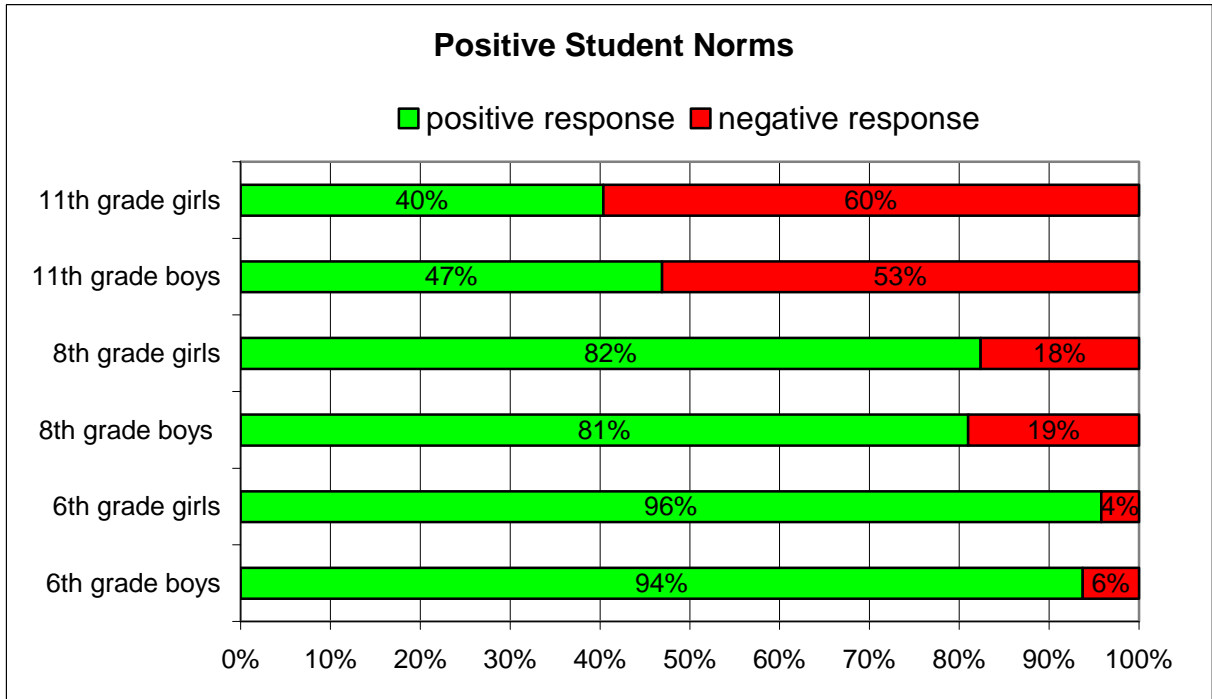
Questions b49 and b51.



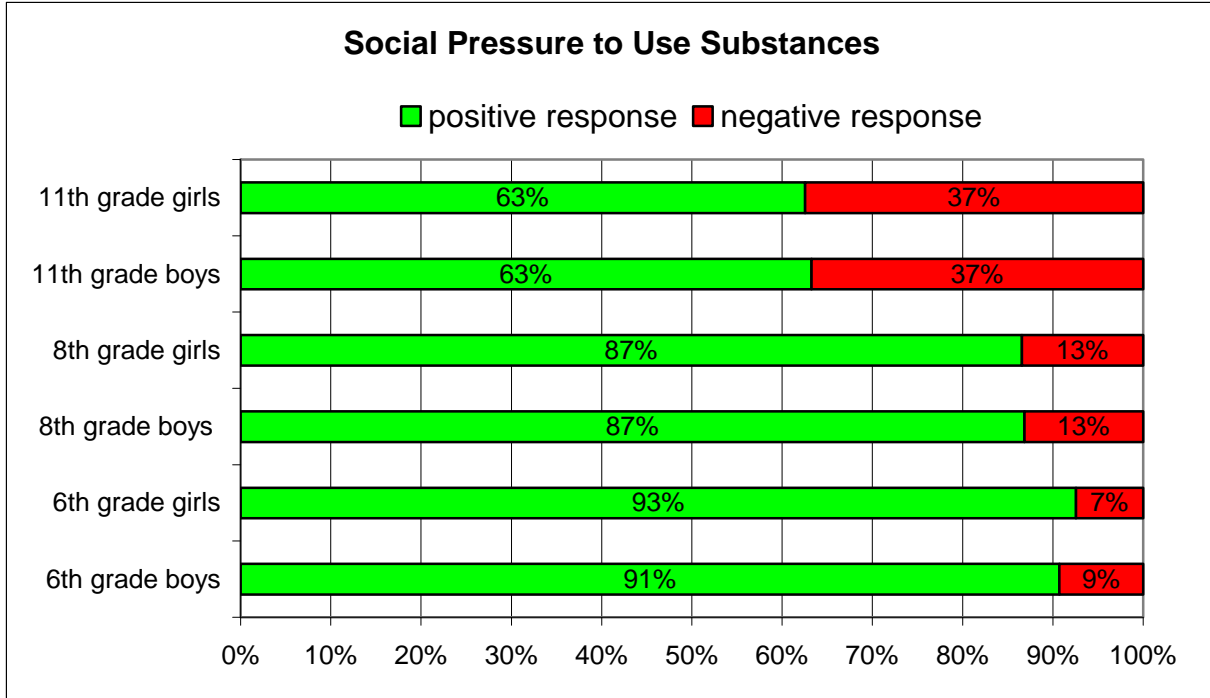
Question e19.



Questions e15, e16, e17, e18, e23, and e25.

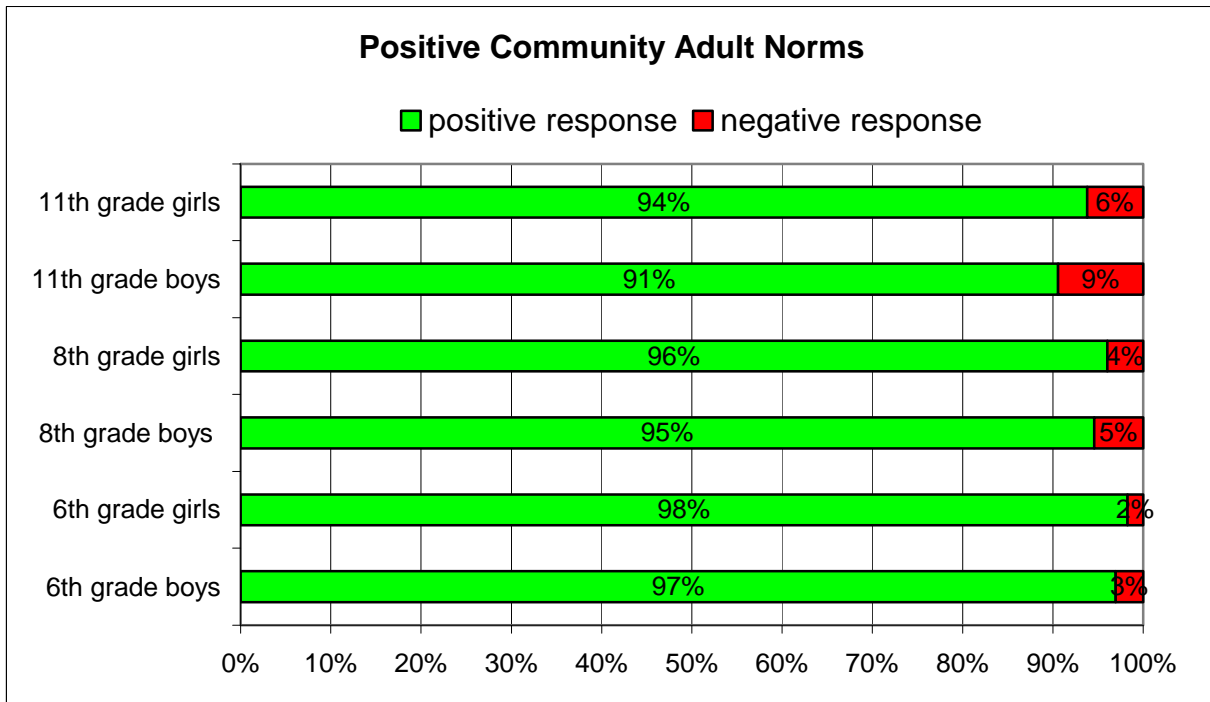


Questions e7, e8, e9, e11, e13, and e14.

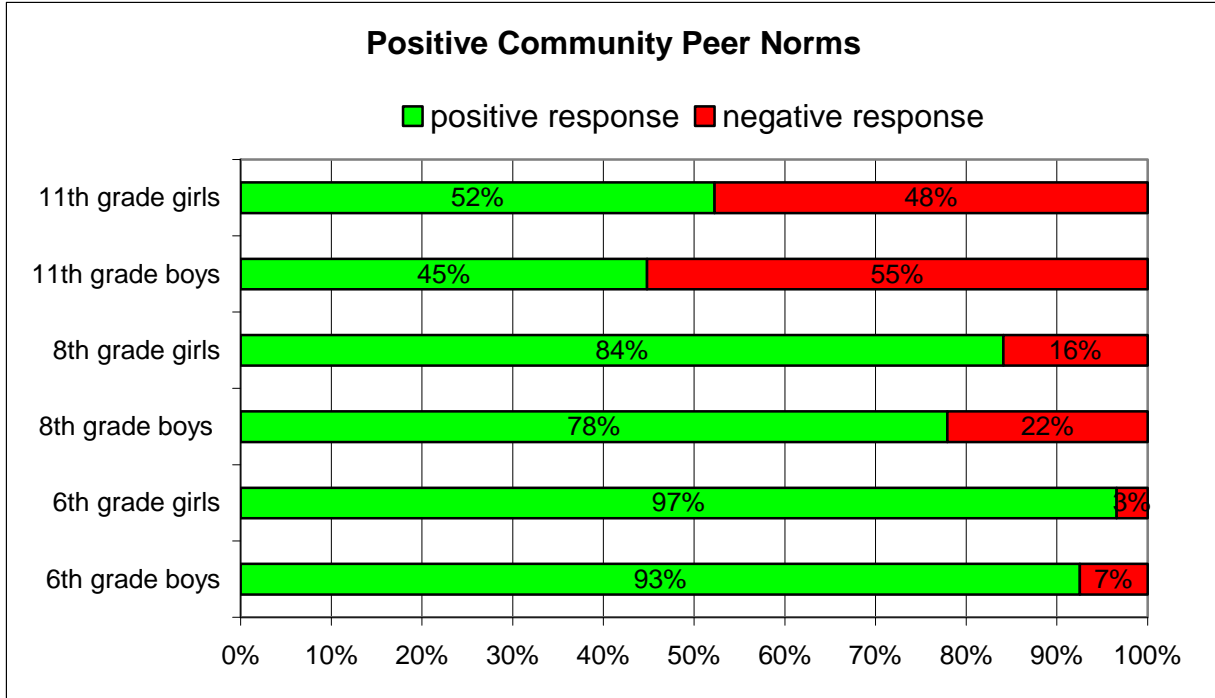


Questions d9, d10, d11, and d12.

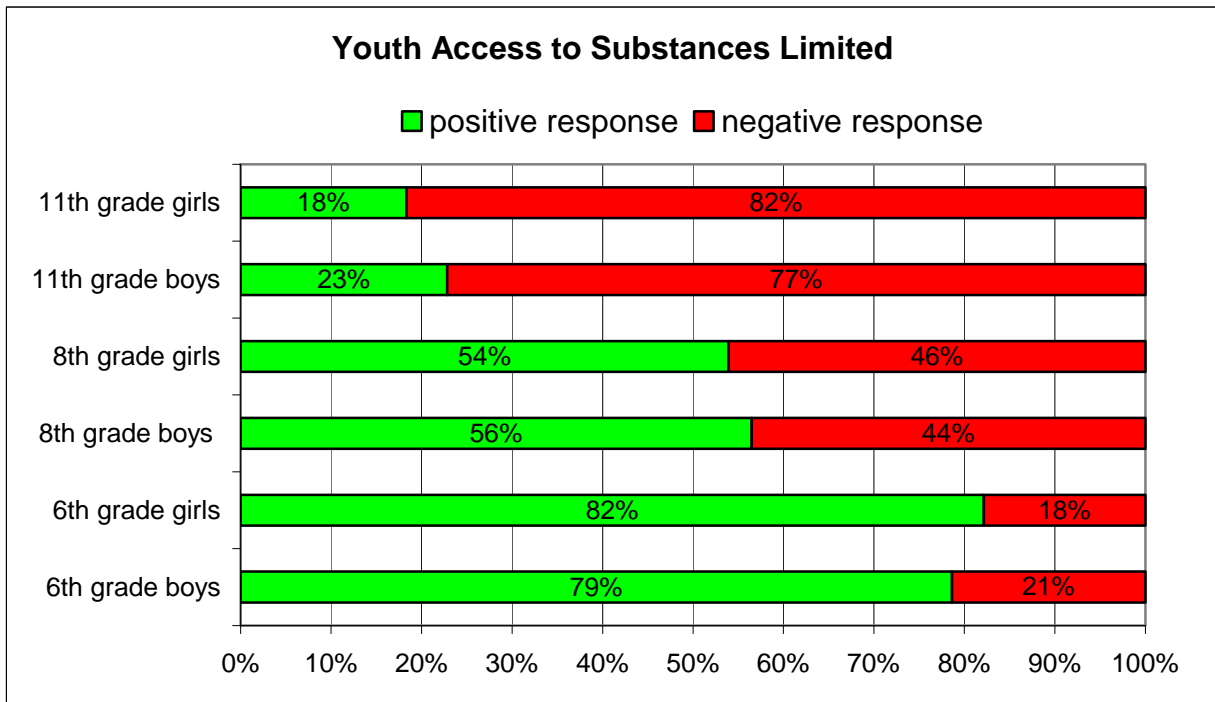
Safe and Supportive Community



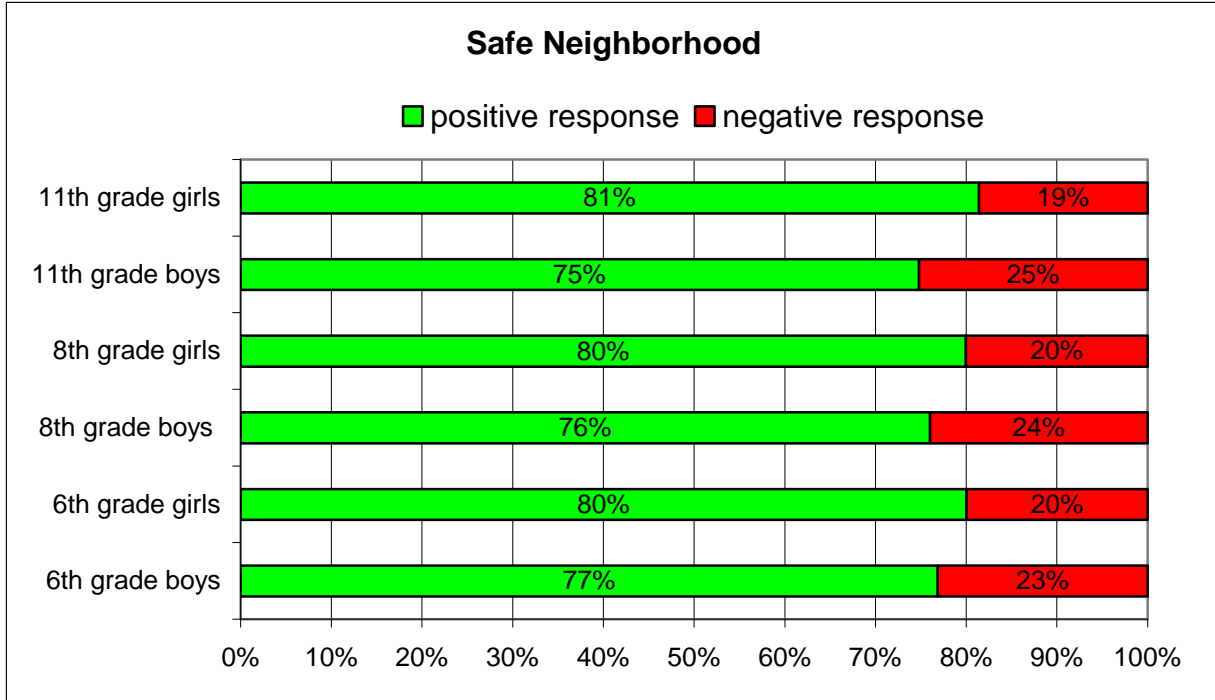
Questions g8, g9, g10, g12, g14, and g15.



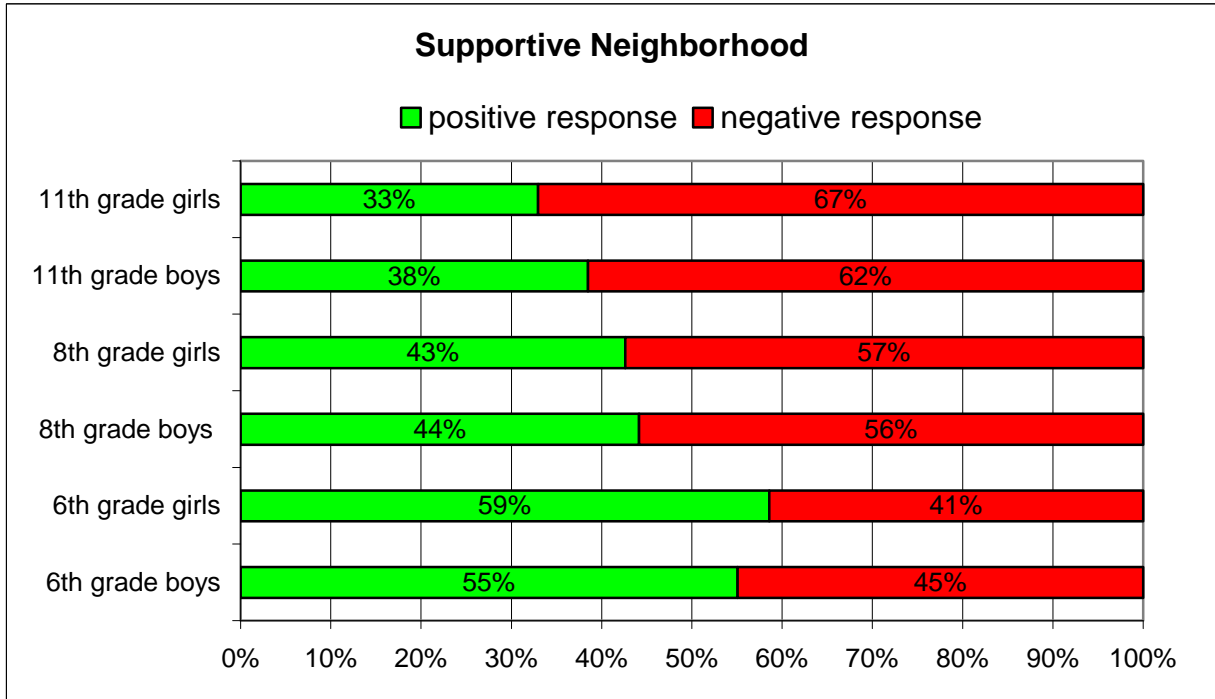
Questions d1, d2, d3, d5, d7, and d8.



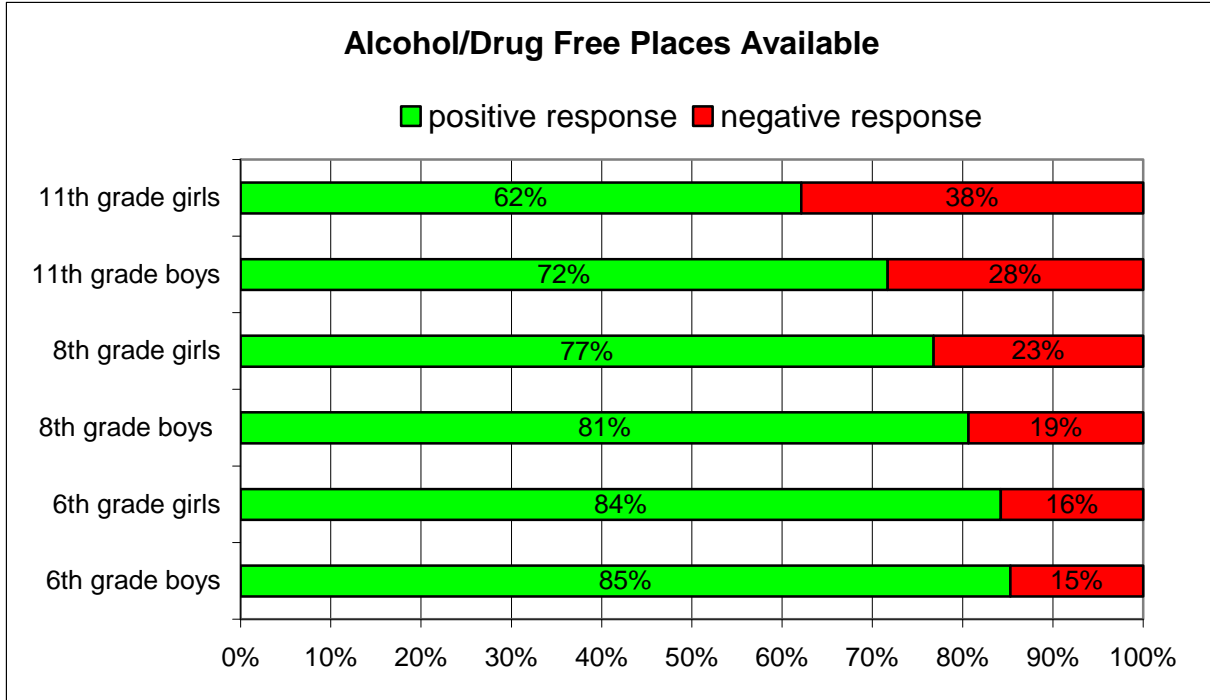
Questions g1, g2, g3, g4, g5, and g6.



Questions g16 and g17.

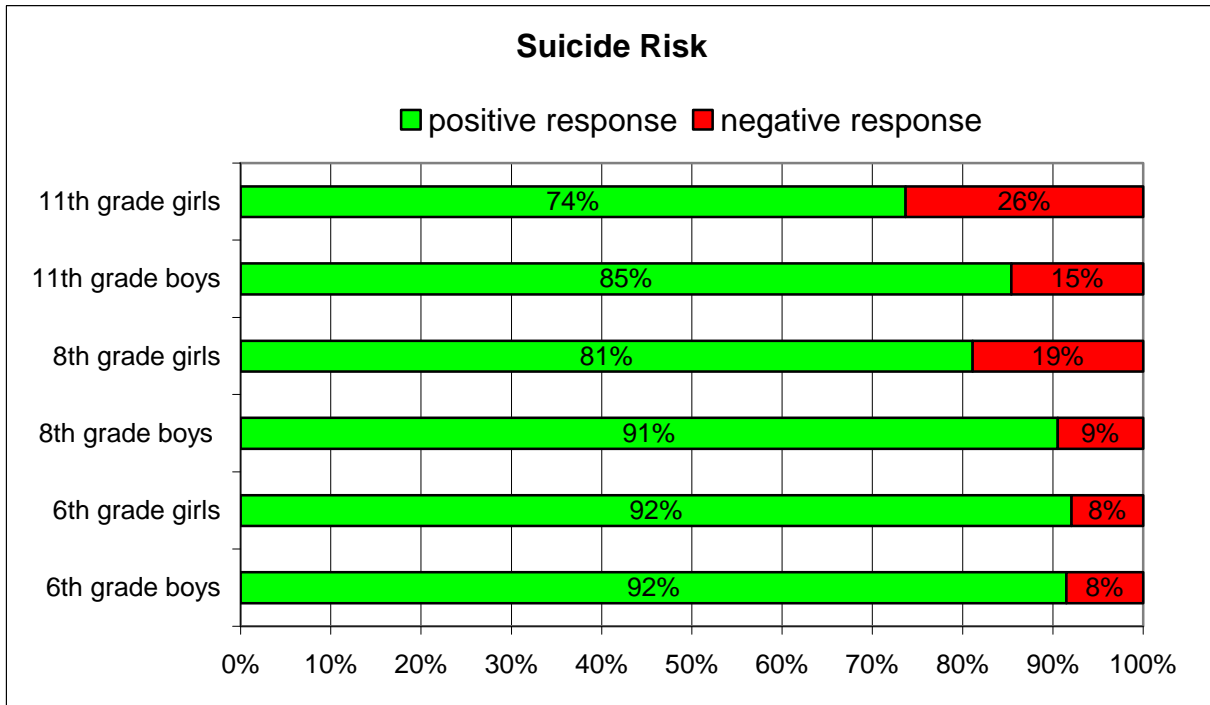


Questions g18, g19, g20, g22, g23, and g24.

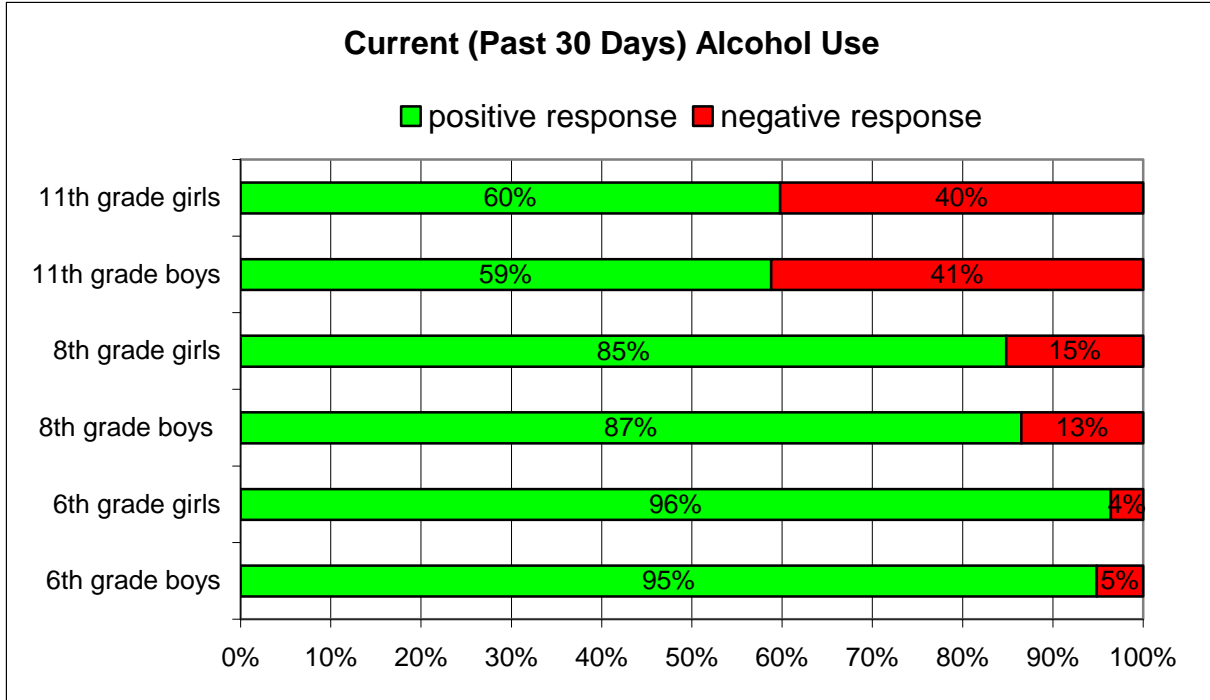


Question g21

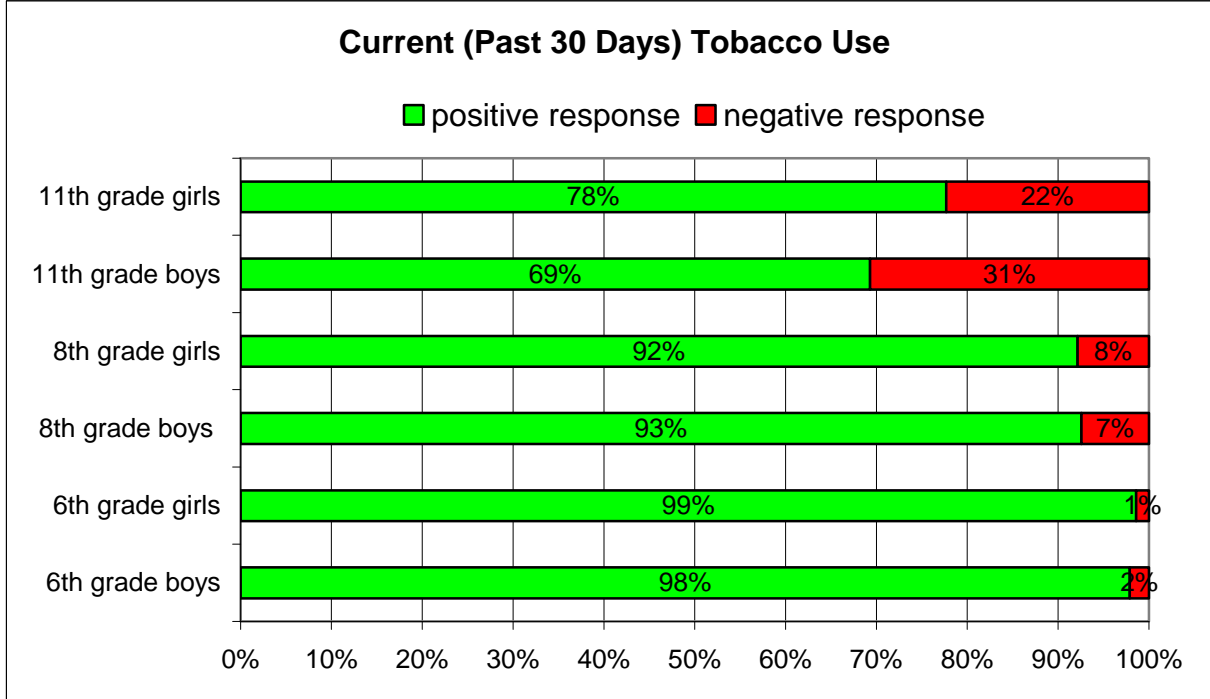
Healthy Youth – Avoidance of Risky Behavior



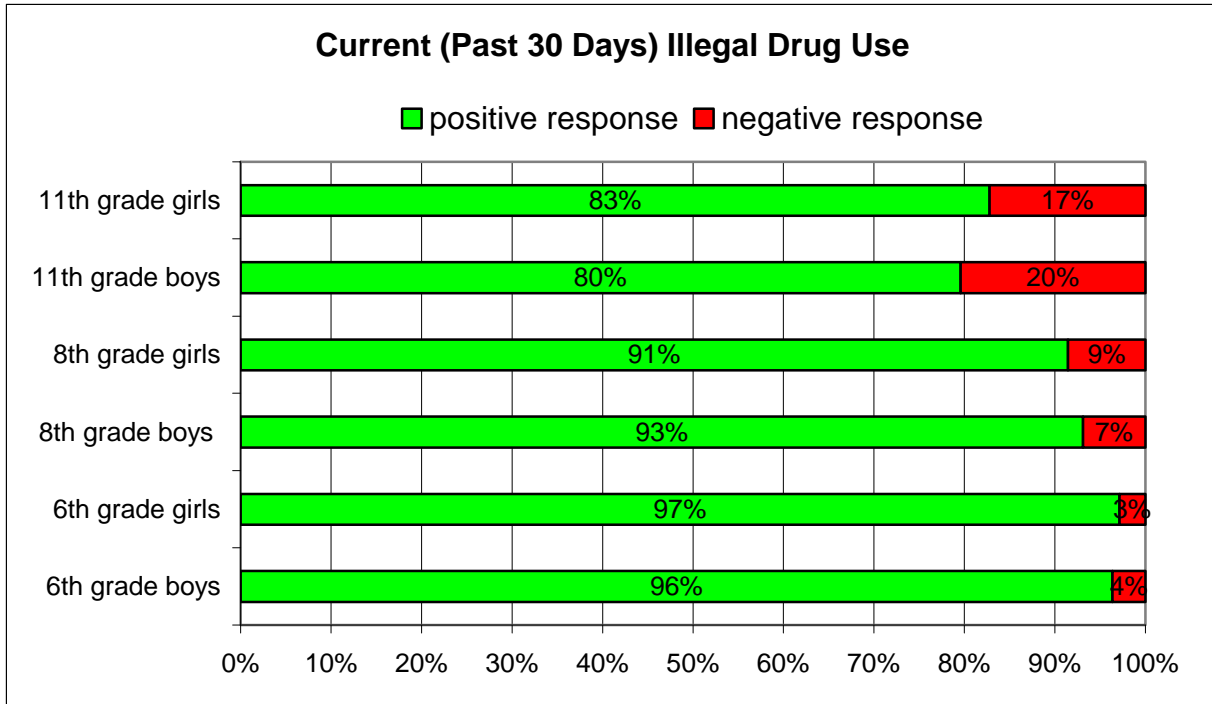
Questions b45 and b46.



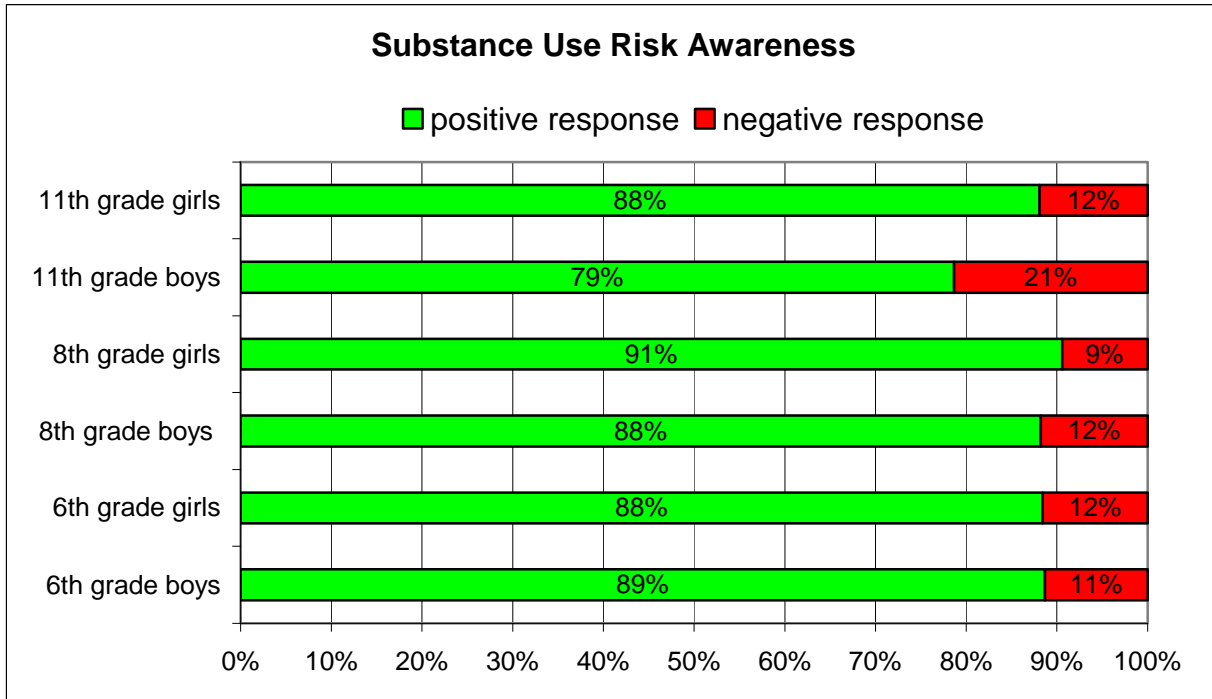
Questions b25 and b29.



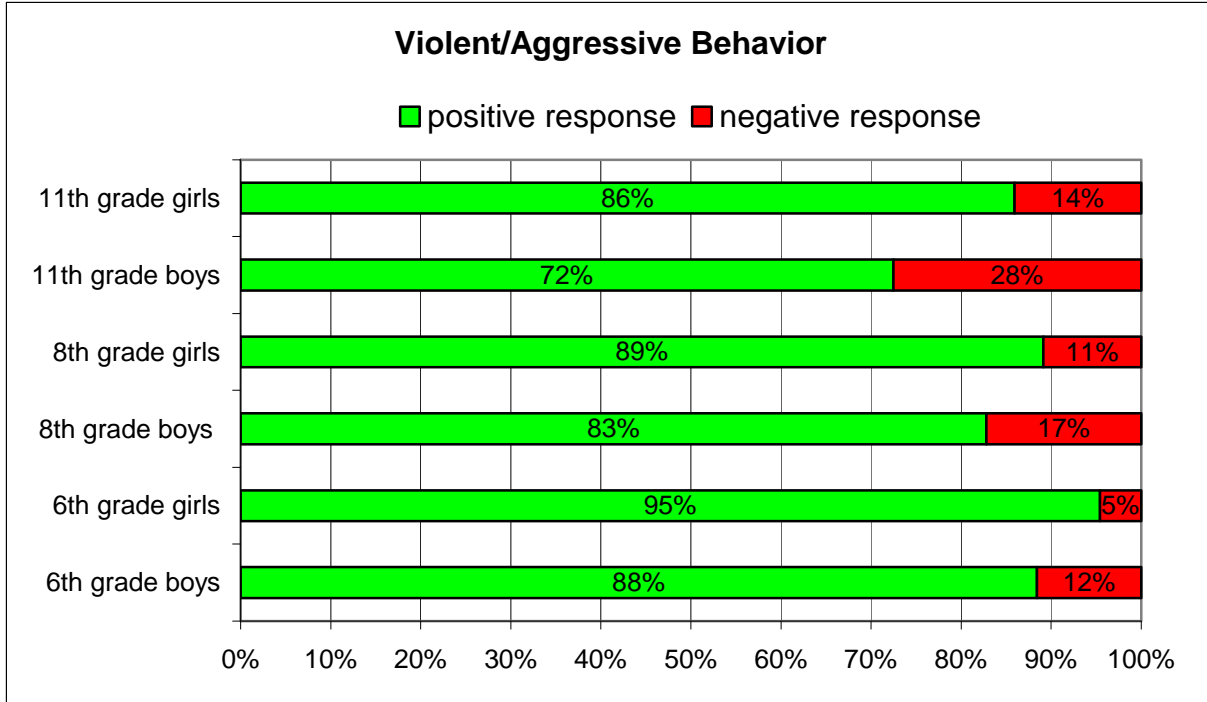
Questions b15, b27, b28, and b37.



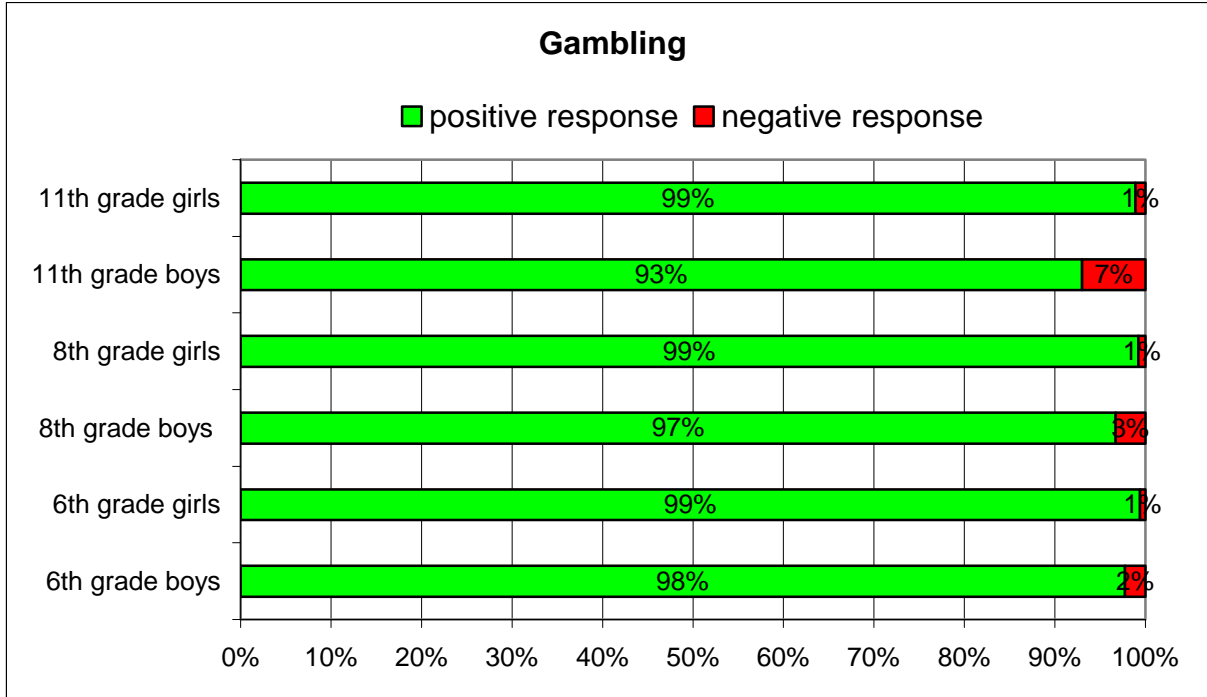
Questions b30, 31, 32, 33, 34, 35, 38, and 39.



Questions c18, c19, c20, c21, c22, c23, and c24.

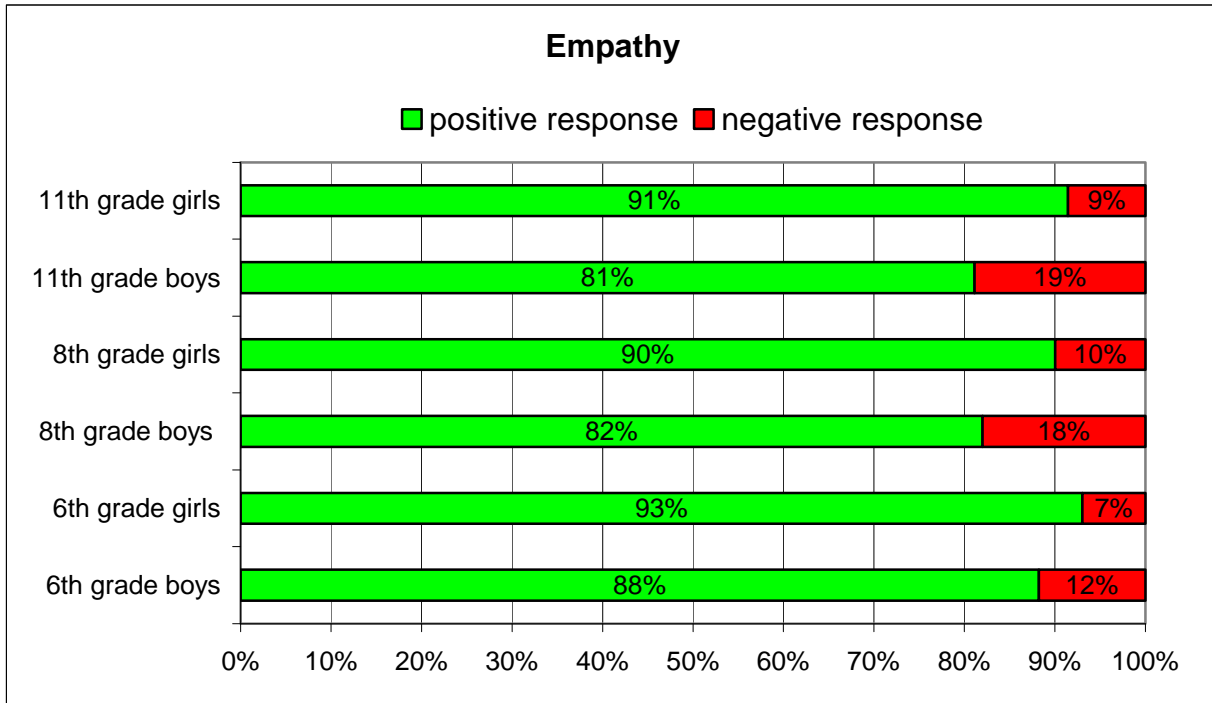


Questions b47, b50, b54, b55, b56, b57, and b58.

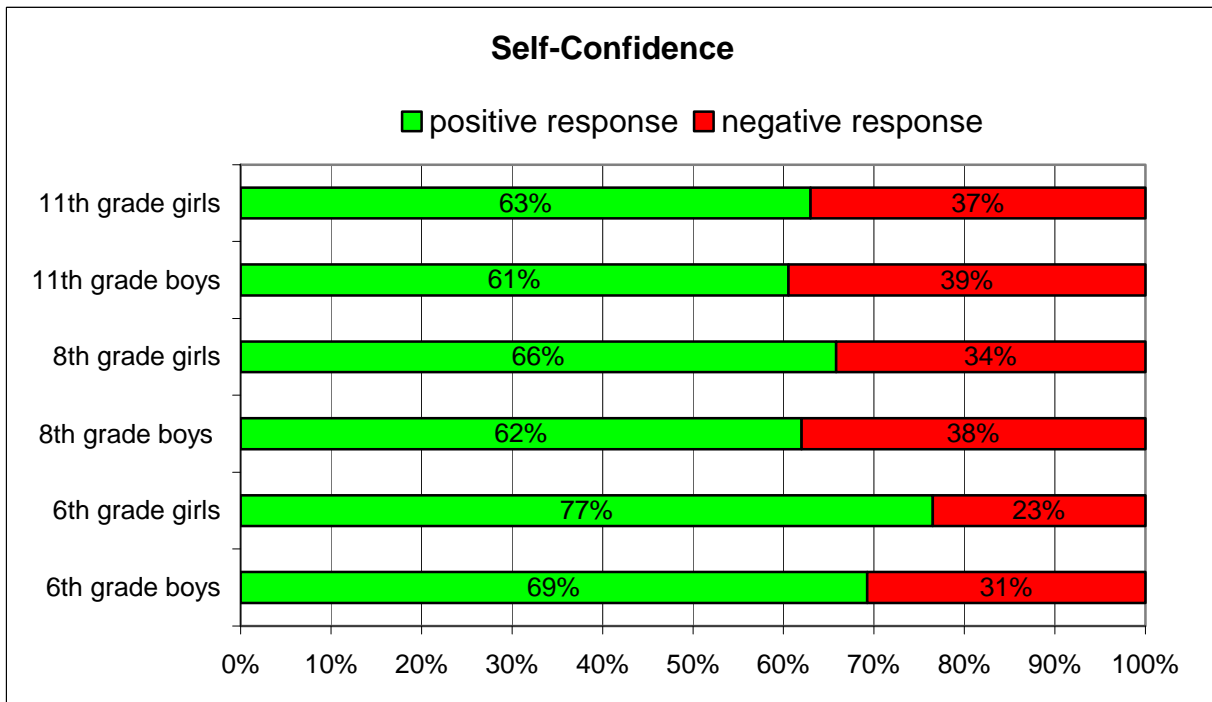


Questions b42, b43, and b44.


Socially Competent Youth



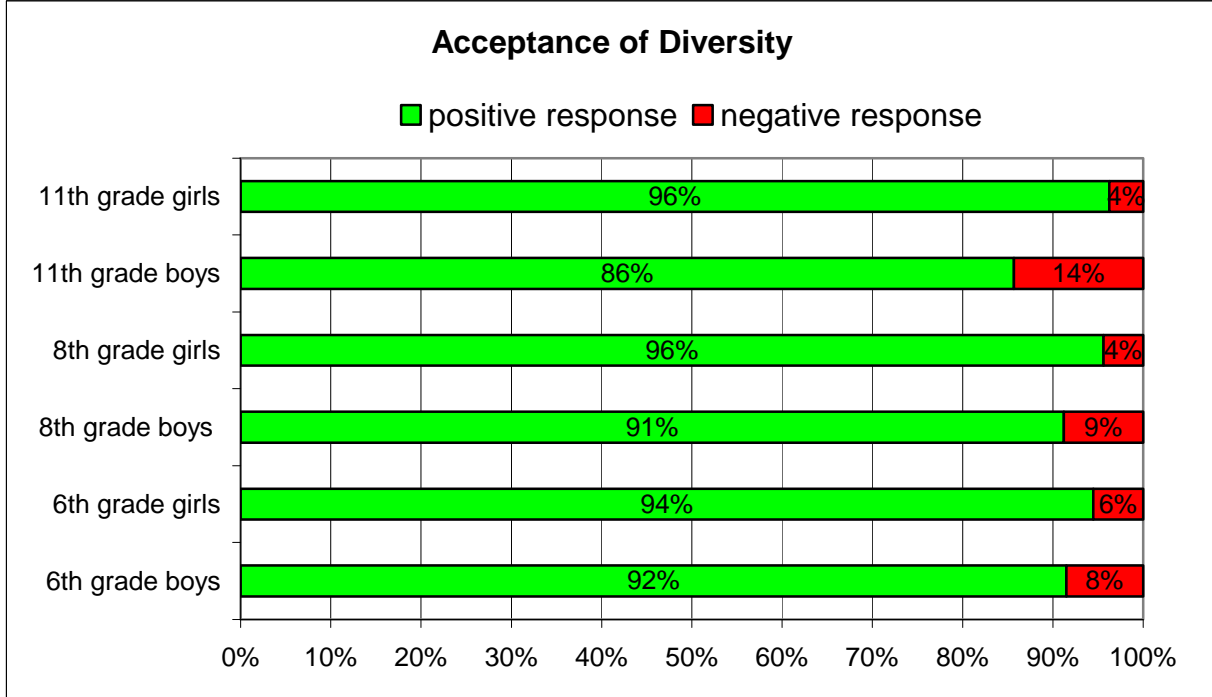
Questions c1, c2, and c3.



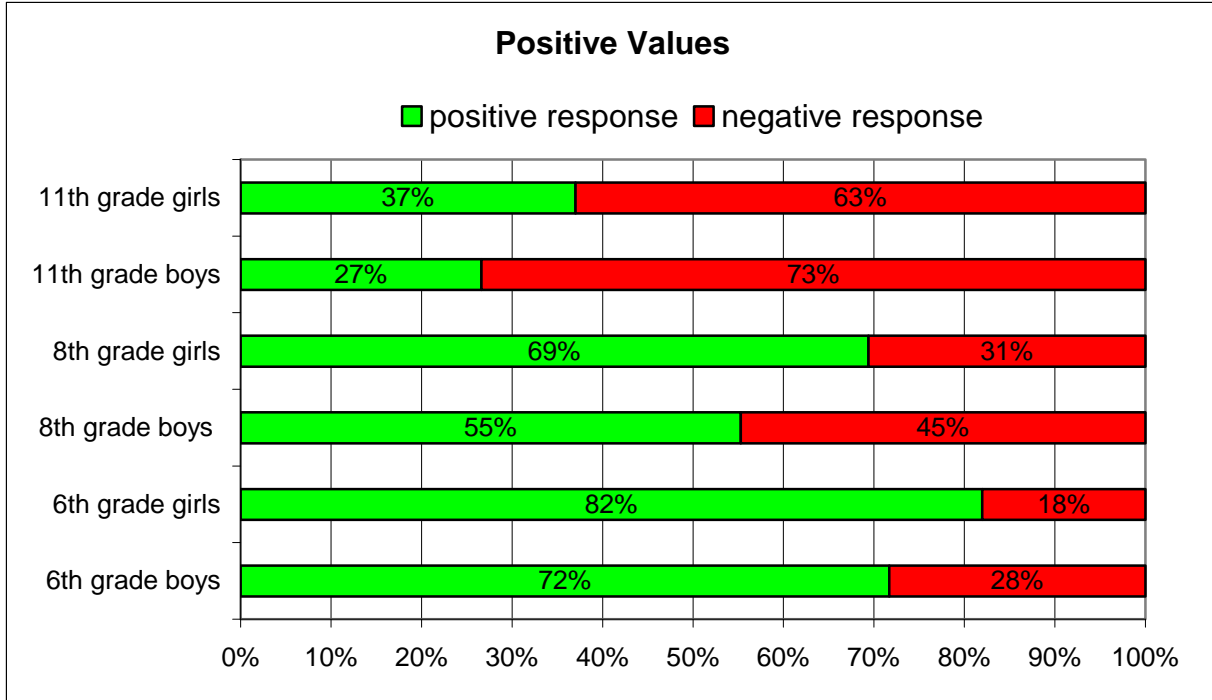
Questions c12, c13, c14, and c15.



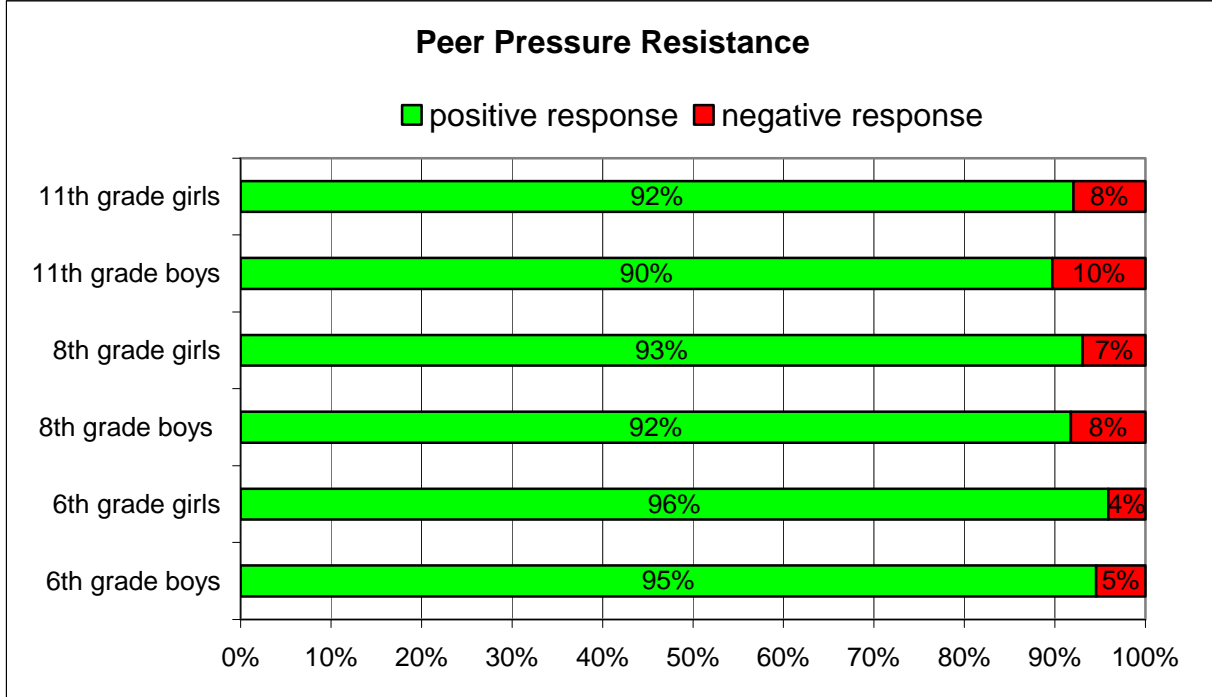
Question c7.



Questions c4 and c5.

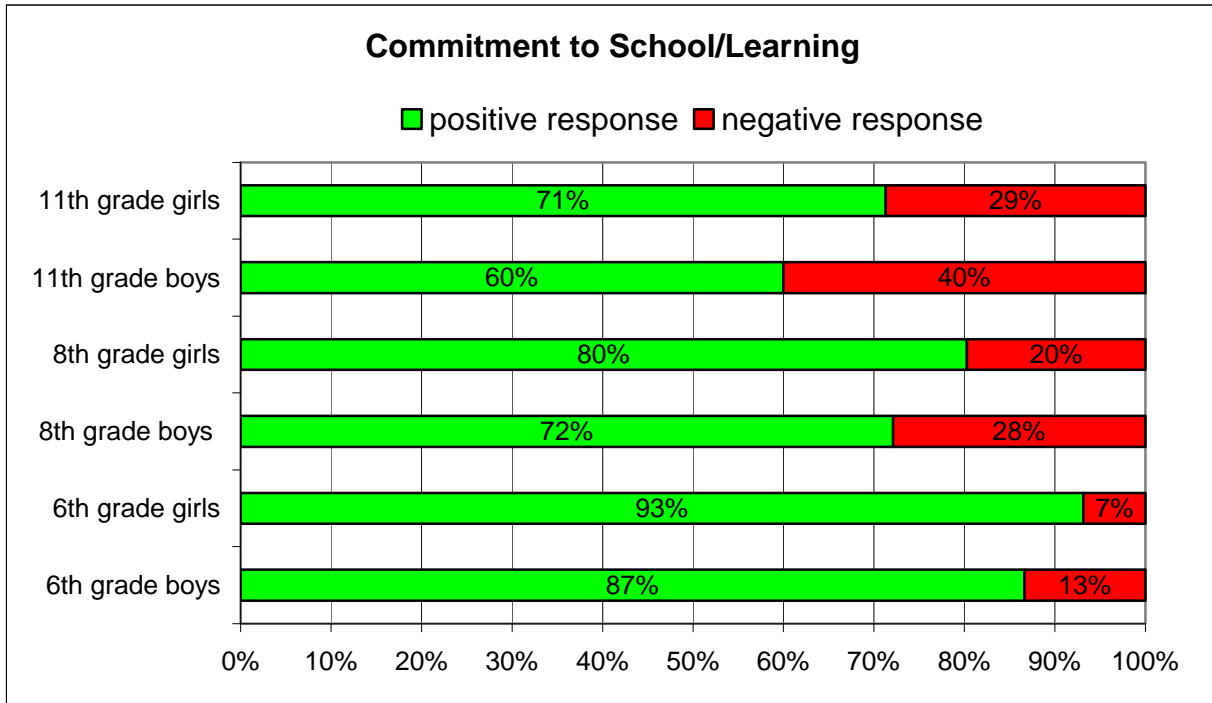


Questions c8, c9, c10, and c11.



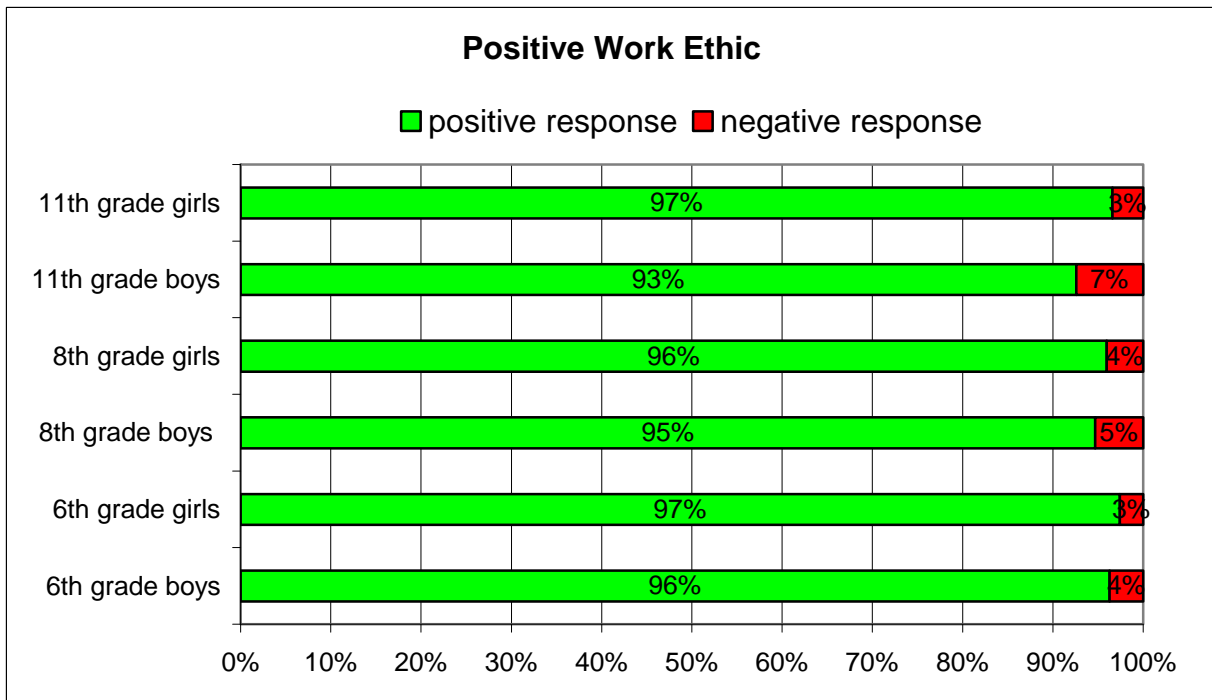
Question c6.

Youth Successful in School



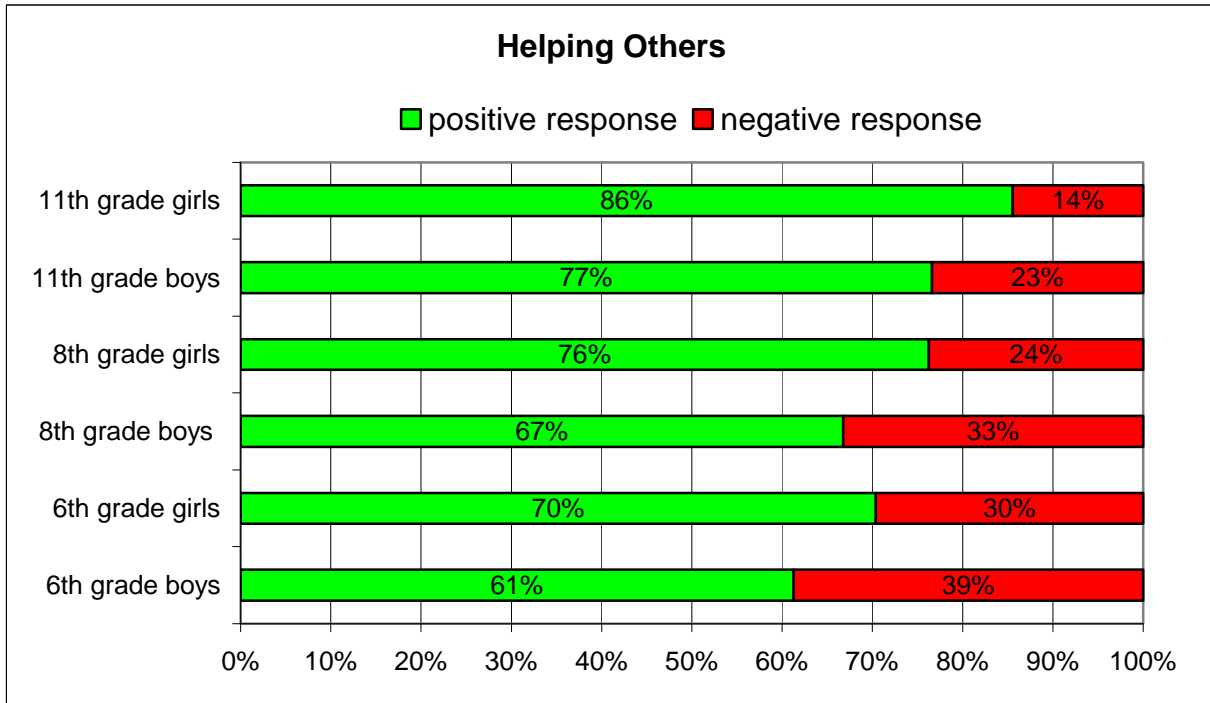
Questions e20, e21, e22, and e26.

Youth Prepared for a Productive Adulthood



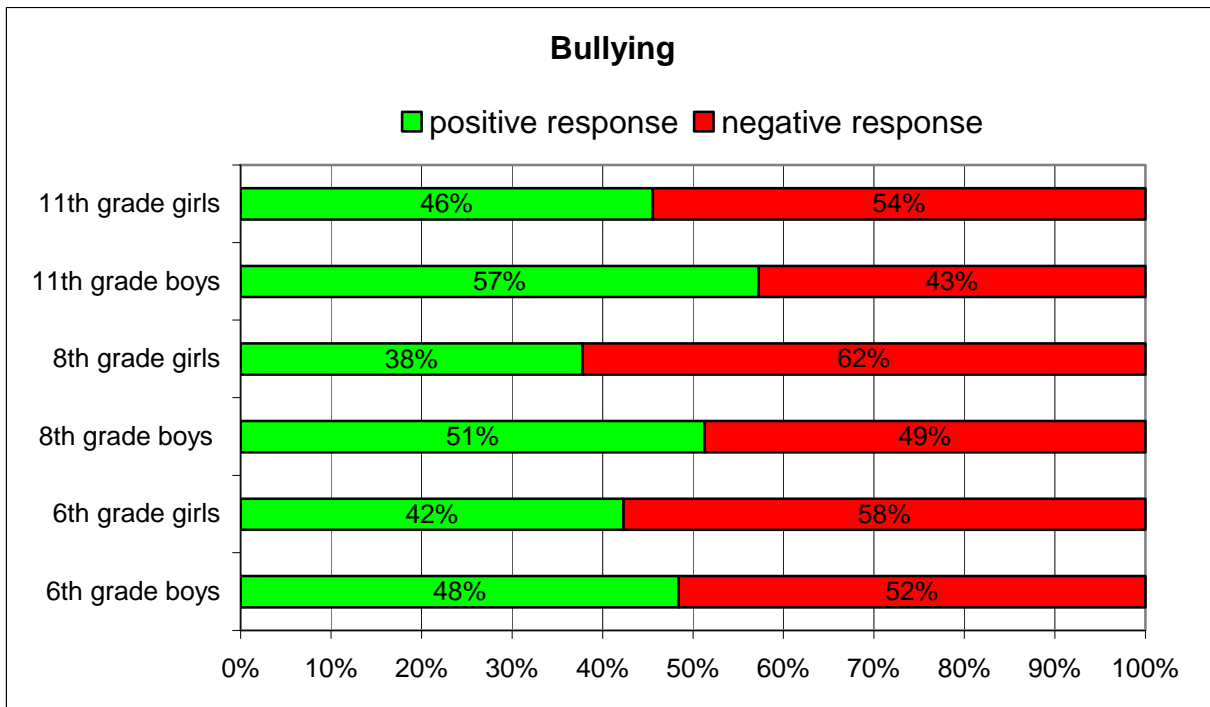
Question c17.

Youth Engaged In/Contribute to Community

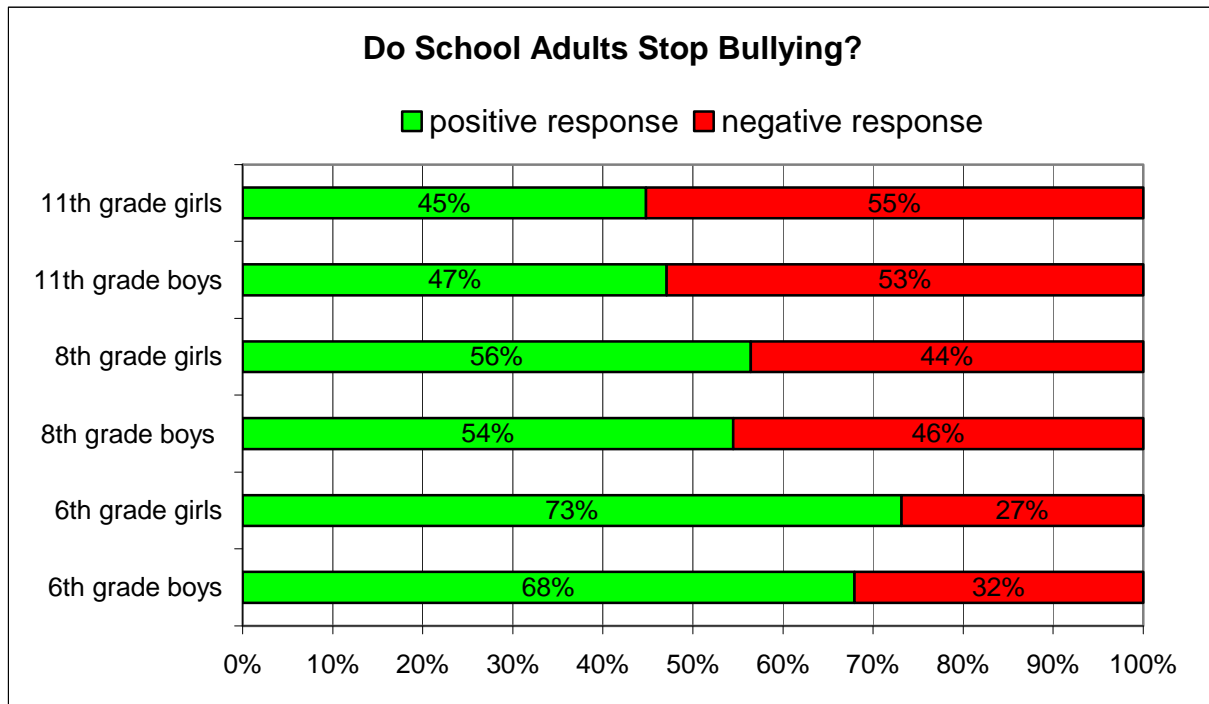


Question b3.

Bullying



Questions b59, b60, b61, b62, b63, b64, b65, and b66.



Question e6.

Part III: Data Reports

Section B: Things I Have Tried or Done

How many hours do you spend working in a paid job? (B1)	State Results				State Results					
	6 th	8 th	11 th	All grades	6 th		8 th		11 th	
	Total	Total	Total		Male	Female	Male	Female	Male	Female
0 hours	73%	71%	37%	60%	71%	75%	69%	74%	37%	36%
1-2 hours	15%	13%	6%	11%	16%	14%	15%	12%	7%	5%
3-5 hours	7%	9%	10%	9%	7%	8%	9%	9%	10%	10%
6-10 hours	3%	4%	16%	8%	3%	3%	4%	4%	14%	18%
11 or more hours	2%	2%	32%	12%	2%	1%	3%	2%	32%	31%
% who answered question	96%	97%	99%	97%	95%	96%	97%	98%	99%	99%

How many hours do you spend outside of school with no adult supervision? (B2)	State Results				State Results					
	6 th	8 th	11 th	All grades	6 th		8 th		11 th	
	Total	Total	Total		Male	Female	Male	Female	Male	Female
0 hours	32%	17%	4%	17%	31%	33%	17%	16%	5%	4%
1-2 hours	37%	35%	14%	28%	36%	39%	33%	36%	14%	15%
3-5 hours	18%	28%	28%	25%	19%	17%	27%	28%	27%	29%
6-10 hours	7%	12%	26%	15%	8%	7%	13%	12%	24%	27%
11 or more hours	5%	9%	28%	14%	6%	4%	10%	7%	31%	25%
% who answered question	95%	97%	98%	97%	95%	96%	96%	98%	98%	99%

How many hours do you spend helping friends, neighbors, or others? (B3)	State Results				State Results					
	6 th	8 th	11 th	All grades	6 th		8 th		11 th	
	Total	Total	Total		Male	Female	Male	Female	Male	Female
0 hours	34%	28%	19%	27%	39%	30%	33%	24%	23%	14%
1-2 hours	47%	50%	50%	49%	44%	50%	48%	53%	48%	51%
3-5 hours	14%	15%	23%	17%	12%	16%	13%	18%	20%	26%
6-10 hours	3%	4%	6%	4%	3%	3%	3%	4%	6%	6%
11 or more hours	2%	2%	3%	2%	2%	1%	2%	2%	3%	2%
% who answered question	95%	97%	98%	97%	95%	96%	96%	97%	98%	98%

How many hours do you spend participating in extra-curricular activities at school? (B4)	State Results				State Results					
	6 th	8 th	11 th	All	6 th		8 th		11 th	
	Total	Total	Total	grades	Male	Female	Male	Female	Male	Female
0 hours	40%	24%	29%	31%	44%	35%	27%	21%	32%	25%
1-2 hours	37%	27%	17%	27%	34%	41%	25%	29%	15%	18%
3-5 hours	16%	19%	16%	17%	15%	17%	17%	21%	15%	18%
6-10 hours	4%	19%	16%	13%	5%	4%	19%	20%	14%	18%
11 or more hours	2%	11%	22%	12%	3%	2%	12%	9%	24%	20%
% who answered question	95%	97%	98%	97%	94%	96%	96%	98%	98%	99%

How many hours do you spend participating in activities outside of school? (B5)	State Results				State Results					
	6 th	8 th	11 th	All	6 th		8 th		11 th	
	Total	Total	Total	grades	Male	Female	Male	Female	Male	Female
0 hours	28%	34%	37%	33%	29%	27%	37%	31%	39%	35%
1-2 hours	35%	31%	28%	31%	32%	38%	29%	33%	26%	31%
3-5 hours	23%	20%	18%	20%	22%	24%	19%	21%	17%	20%
6-10 hours	9%	9%	9%	9%	10%	8%	9%	10%	9%	9%
11 or more hours	5%	6%	7%	6%	6%	4%	7%	5%	8%	6%
% who answered question	93%	95%	97%	95%	93%	94%	95%	96%	97%	98%

How many hours do you spend reading just for fun? (B6)	State Results				State Results					
	6 th	8 th	11 th	All	6 th		8 th		11 th	
	Total	Total	Total	grades	Male	Female	Male	Female	Male	Female
0 hours	28%	39%	47%	38%	37%	19%	50%	28%	59%	34%
1-2 hours	49%	41%	35%	41%	45%	52%	35%	47%	28%	42%
3-5 hours	15%	12%	12%	13%	12%	18%	9%	16%	8%	15%
6-10 hours	5%	4%	4%	4%	4%	6%	3%	5%	3%	5%
11 or more hours	4%	3%	2%	3%	3%	4%	2%	4%	2%	3%
% who answered question	93%	95%	97%	95%	93%	94%	95%	95%	97%	96%

How many hours do you spend at church or synagogue worship services, programs, or activities? (B7)	State Results				State Results					
	6 th	8 th	11 th	All	6 th		8 th		11 th	
	Total	Total	Total	grades	Male	Female	Male	Female	Male	Female
0 hours	36%	37%	47%	40%	39%	32%	41%	34%	51%	43%
1-2 hours	44%	41%	37%	40%	43%	45%	40%	41%	35%	38%
3-5 hours	17%	18%	13%	16%	14%	19%	15%	21%	11%	15%
6-10 hours	3%	3%	3%	3%	2%	3%	2%	3%	2%	3%
11 or more hours	1%	1%	1%	1%	1%	1%	1%	1%	1%	1%
% who answered question	94%	96%	98%	96%	94%	95%	96%	97%	98%	98%

How many hours do you spend doing school assignments? (B8)	State Results				State Results					
	6 th	8 th	11 th	All	6 th		8 th		11 th	
	Total	Total	Total	grades	Male	Female	Male	Female	Male	Female
0 hours	7%	5%	7%	6%	8%	5%	7%	3%	11%	3%
1-2 hours	61%	55%	39%	51%	60%	61%	57%	53%	45%	34%
3-5 hours	22%	27%	33%	28%	20%	23%	24%	30%	29%	37%
6-10 hours	8%	9%	15%	11%	7%	8%	8%	10%	11%	19%
11 or more hours	3%	4%	6%	4%	4%	3%	4%	4%	4%	7%
% who answered question	96%	98%	99%	98%	96%	97%	97%	98%	98%	99%

On how many of the past 7 days did you exercise or do physical activity for at least 20 minutes? (B9)	State Results				State Results					
	6 th	8 th	11 th	All	6 th		8 th		11 th	
	Total	Total	Total	grades	Male	Female	Male	Female	Male	Female
0	3%	3%	7%	4%	4%	3%	3%	2%	7%	7%
1	6%	4%	7%	5%	5%	6%	3%	4%	5%	8%
2	9%	7%	10%	9%	7%	10%	6%	8%	8%	12%
3	14%	10%	14%	13%	12%	15%	8%	12%	11%	16%
4	14%	11%	10%	11%	12%	15%	9%	12%	9%	11%
5	13%	18%	16%	16%	12%	14%	17%	19%	16%	15%
6	9%	12%	12%	11%	8%	9%	11%	13%	12%	12%
7	34%	36%	25%	31%	40%	28%	44%	28%	31%	18%
% who answered question	97%	98%	99%	98%	96%	97%	98%	98%	99%	99%

During the past 7 days, how many times did you eat fruit and/or vegetables? (B10)	State Results				State Results					
	6 th	8 th	11 th	All	6 th		8 th		11 th	
	Total	Total	Total	grades	Male	Female	Male	Female	Male	Female
None	5%	4%	4%	4%	6%	3%	5%	3%	5%	2%
Less than 1 time per day	9%	11%	12%	11%	10%	7%	11%	10%	13%	12%
1 time per day	20%	22%	26%	23%	22%	19%	23%	22%	26%	26%
2 times per day	28%	30%	31%	30%	26%	30%	28%	32%	30%	33%
3 times per day	21%	20%	17%	19%	19%	23%	19%	21%	16%	18%
4 times per day	7%	6%	5%	6%	7%	8%	6%	7%	5%	5%
5 or more times per day	10%	7%	5%	7%	10%	10%	7%	6%	6%	4%
% who answered question	99%	99%	99%	99%	98%	99%	99%	99%	99%	100%

About how often in the last three weeks have your classroom teachers had to stop teaching to deal with disruption? (B14)	State Results				State Results					
	6 th	8 th	11 th	All	6 th		8 th		11 th	
	Total	Total	Total	grades	Male	Female	Male	Female	Male	Female
0 times	31%	25%	32%	29%	32%	30%	27%	23%	34%	31%
1 or 2 times	35%	38%	40%	38%	36%	35%	39%	38%	40%	41%
3-5 times	19%	20%	16%	18%	18%	20%	19%	22%	15%	17%
6-9 times	6%	7%	5%	6%	5%	7%	6%	8%	5%	5%
10 or more times	9%	10%	6%	8%	9%	9%	10%	10%	7%	5%
% who answered question	98%	99%	99%	99%	98%	99%	99%	99%	99%	100%

During the past 30 days, on the days you smoked, how many cigarettes did you smoke per day? (B15)	State Results				State Results					
	6 th	8 th	11 th	All	6 th		8 th		11 th	
	Total	Total	Total	grades	Male	Female	Male	Female	Male	Female
Never smoked cigarettes	95%	86%	63%	82%	94%	96%	87%	85%	63%	64%
None	4%	10%	19%	11%	4%	3%	9%	10%	19%	19%
Less than 1 cigarette per day	0%	2%	4%	2%	0%	0%	2%	2%	4%	4%
1 cigarette per day	0%	1%	2%	1%	0%	0%	1%	1%	2%	2%
2 to 5 per day	0%	1%	6%	2%	0%	0%	1%	2%	5%	6%
6 to 10 per day	0%	0%	3%	1%	0%	0%	0%	1%	3%	3%
11 to 20 per day	0%	0%	2%	1%	0%	0%	0%	0%	2%	2%
More than 20 per day	0%	0%	1%	1%	0%	0%	0%	0%	2%	1%
% who answered question	92%	87%	79%	86%	92%	93%	87%	86%	80%	78%

Have you ever tried to quit smoking cigarettes? (B16)	State Results				State Results					
	6 th	8 th	11 th	All	6 th		8 th		11 th	
	Total	Total	Total	grades	Male	Female	Male	Female	Male	Female
Never smoked cigarettes	96%	89%	71%	86%	95%	97%	90%	88%	71%	71%
No	2%	5%	15%	7%	2%	2%	5%	6%	16%	14%
Once	1%	4%	8%	4%	2%	1%	3%	4%	8%	9%
Twice	0%	1%	3%	1%	0%	0%	1%	1%	2%	3%
Three or more times	0%	1%	3%	1%	0%	0%	1%	1%	3%	3%
% who answered question	90%	85%	76%	84%	90%	91%	85%	84%	77%	76%

How old were you when you first smoked a whole cigarette for the first time? (B17)	State Results				State Results					
	6 th	8 th	11 th	All	6 th		8 th		11 th	
	Total	Total	Total	grades	Male	Female	Male	Female	Male	Female
Never	97%	86%	63%	82%	96%	97%	88%	85%	63%	64%
8 or younger	1%	2%	3%	2%	1%	1%	3%	2%	5%	2%
9 or 10	1%	3%	4%	3%	1%	1%	3%	3%	5%	4%
11 or 12	1%	5%	7%	4%	1%	1%	4%	6%	7%	6%
13 or 14	0%	3%	11%	5%	0%	0%	3%	4%	10%	11%
15 or 16	0%	0%	11%	4%	0%	0%	0%	0%	10%	12%
17 or older	0%	0%	1%	0%	0%	0%	0%	0%	1%	0%
% who answered question	99%	99%	99%	99%	98%	99%	99%	99%	99%	100%

How old were you when you first drank more than a few sips of alcohol? (B18)	State Results				State Results					
	6 th	8 th	11 th	All	6 th		8 th		11 th	
	Total	Total	Total	grades	Male	Female	Male	Female	Male	Female
Never	86%	70%	33%	62%	83%	89%	69%	70%	33%	33%
8 or younger	5%	4%	3%	4%	6%	4%	5%	3%	5%	2%
9 or 10	4%	5%	3%	4%	5%	3%	6%	4%	4%	2%
11 or 12	4%	11%	8%	8%	5%	3%	10%	11%	9%	7%
13 or 14	0%	11%	23%	12%	0%	0%	10%	11%	21%	25%
15 or 16	0%	0%	28%	9%	0%	0%	0%	0%	26%	30%
17 or older	0%	0%	1%	0%	0%	0%	0%	0%	2%	1%
% who answered question	98%	98%	99%	98%	98%	98%	98%	99%	99%	99%

How old were you when you first tried marijuana? (B19)	State Results				State Results					
	6 th	8 th	11 th	All	6 th		8 th		11 th	
	Total	Total	Total	grades	Male	Female	Male	Female	Male	Female
Never	99%	93%	70%	87%	99%	99%	92%	93%	68%	72%
8 or younger	0%	1%	1%	1%	0%	0%	1%	0%	2%	1%
9 or 10	0%	1%	1%	1%	0%	0%	1%	1%	2%	1%
11 or 12	0%	3%	4%	2%	1%	0%	3%	3%	5%	3%
13 or 14	0%	3%	10%	5%	0%	0%	3%	3%	11%	10%
15 or 16	0%	0%	13%	4%	0%	0%	0%	0%	12%	13%
17 or older	0%	0%	1%	0%	0%	0%	0%	0%	1%	0%
% who answered question	98%	98%	99%	98%	97%	98%	98%	99%	99%	99%

How old were you when you first tried sniffing glue, breathing the contents of aerosol spray cans, ...? (B20)	State Results				State Results					
	6 th	8 th	11 th	All grades	6 th		8 th		11 th	
	Total	Total	Total		Male	Female	Male	Female	Male	Female
Never	96%	93%	91%	94%	95%	97%	94%	93%	90%	93%
8 or younger	2%	1%	2%	2%	2%	1%	2%	1%	3%	1%
9 or 10	1%	1%	1%	1%	1%	1%	1%	1%	1%	1%
11 or 12	1%	2%	1%	2%	2%	1%	2%	3%	2%	1%
13 or 14	0%	2%	2%	1%	0%	0%	1%	2%	2%	3%
15 or 16	0%	0%	2%	1%	0%	0%	0%	0%	2%	2%
17 or older	0%	0%	0%	0%	0%	0%	0%	0%	0%	0%
% who answered question	98%	99%	99%	99%	98%	99%	99%	99%	99%	99%

How old were you when you first tried methamphetamines? (B21)	State Results				State Results					
	6 th	8 th	11 th	All grades	6 th		8 th		11 th	
	Total	Total	Total		Male	Female	Male	Female	Male	Female
Never	100%	99%	96%	98%	100%	100%	99%	99%	96%	97%
8 or younger	0%	0%	1%	0%	0%	0%	0%	0%	1%	0%
9 or 10	0%	0%	0%	0%	0%	0%	0%	0%	0%	0%
11 or 12	0%	0%	0%	0%	0%	0%	0%	0%	0%	0%
13 or 14	0%	0%	1%	0%	0%	0%	0%	0%	1%	1%
15 or 16	0%	0%	2%	1%	0%	0%	0%	0%	1%	2%
17 or older	0%	0%	0%	0%	0%	0%	0%	0%	0%	0%
% who answered question	98%	99%	99%	99%	98%	98%	98%	99%	99%	99%

How old were you when you first tried cocaine? (B22)	State Results				State Results					
	6 th	8 th	11 th	All grades	6 th		8 th		11 th	
	Total	Total	Total		Male	Female	Male	Female	Male	Female
Never	100%	99%	94%	97%	99%	100%	99%	99%	93%	96%
8 or younger	0%	0%	1%	0%	0%	0%	0%	0%	1%	0%
9 or 10	0%	0%	0%	0%	0%	0%	0%	0%	0%	0%
11 or 12	0%	0%	0%	0%	0%	0%	0%	0%	1%	0%
13 or 14	0%	0%	1%	1%	0%	0%	0%	0%	1%	1%
15 or 16	0%	0%	3%	1%	0%	0%	0%	0%	3%	3%
17 or older	0%	0%	0%	0%	0%	0%	0%	0%	0%	0%
% who answered question	97%	98%	99%	98%	97%	98%	98%	98%	98%	99%

In the last 30 days, how many times have you driven a motor vehicle after using any amount of alcohol or drugs? (B26)	State Results				State Results					
	6 th	8 th	11 th	All	6 th		8 th		11 th	
	Total	Total	Total	grades	Male	Female	Male	Female	Male	Female
I don't drive	80%	68%	13%	53%	75%	85%	62%	74%	14%	12%
0 days	19%	30%	73%	41%	23%	14%	35%	24%	71%	76%
1 to 2 days	1%	1%	8%	3%	1%	0%	2%	1%	8%	8%
3 to 5 days	0%	0%	2%	1%	0%	0%	0%	0%	3%	2%
6 or more days	0%	1%	3%	1%	1%	0%	1%	0%	4%	2%
% who answered question	96%	96%	97%	97%	96%	97%	96%	97%	96%	98%

In the past 30 days, on how many days have you smoked cigarettes? (B27)	State Results				State Results					
	6 th	8 th	11 th	All	6 th		8 th		11 th	
	Total	Total	Total	grades	Male	Female	Male	Female	Male	Female
0 days	99%	94%	80%	91%	99%	99%	95%	93%	80%	79%
1-2 days	1%	3%	5%	3%	1%	1%	2%	3%	5%	5%
3-5 days	0%	1%	2%	1%	0%	0%	1%	1%	2%	2%
6-9 days	0%	1%	1%	1%	0%	0%	0%	1%	1%	2%
10-19 days	0%	0%	2%	1%	0%	0%	0%	1%	2%	2%
20-29 days	0%	0%	2%	1%	0%	0%	0%	0%	2%	2%
30 days	0%	1%	8%	3%	0%	0%	1%	1%	8%	8%
% who answered question	99%	99%	100%	99%	98%	99%	99%	99%	99%	100%

In the past 30 days, on how many days have you smoked cigars? (B28)	State Results				State Results					
	6 th	8 th	11 th	All	6 th		8 th		11 th	
	Total	Total	Total	grades	Male	Female	Male	Female	Male	Female
0 days	99%	98%	89%	95%	99%	100%	97%	98%	83%	95%
1-2 days	0%	1%	6%	3%	1%	0%	2%	1%	9%	3%
3-5 days	0%	0%	2%	1%	0%	0%	1%	0%	3%	1%
6-9 days	0%	0%	1%	0%	0%	0%	0%	0%	1%	0%
10-19 days	0%	0%	1%	0%	0%	0%	0%	0%	1%	0%
20-29 days	0%	0%	0%	0%	0%	0%	0%	0%	0%	0%
30 days	0%	0%	1%	0%	0%	0%	0%	0%	1%	0%
% who answered question	98%	99%	99%	99%	98%	99%	99%	99%	99%	99%

In the past 30 days, on how many days have you had at least one drink of alcohol? (B29)	State Results				State Results					
	6 th	8 th	11 th	All grades	6 th		8 th		11 th	
	Total	Total	Total		Male	Female	Male	Female	Male	Female
0 days	96%	86%	60%	80%	95%	96%	87%	85%	60%	60%
1-2 days	3%	10%	20%	11%	4%	3%	9%	10%	18%	21%
3-5 days	0%	2%	9%	4%	0%	0%	2%	2%	9%	9%
6-9 days	0%	1%	6%	2%	0%	0%	1%	1%	6%	5%
10-19 days	0%	1%	4%	1%	0%	0%	1%	1%	4%	3%
20-29 days	0%	0%	1%	0%	0%	0%	0%	0%	1%	1%
30 days	0%	0%	1%	1%	0%	0%	1%	0%	2%	1%
% who answered question	98%	99%	99%	99%	98%	99%	99%	99%	99%	99%

In the past 30 days, on how many days have you used marijuana? (B30)	State Results				State Results					
	6 th	8 th	11 th	All grades	6 th		8 th		11 th	
	Total	Total	Total		Male	Female	Male	Female	Male	Female
0 days	100%	97%	86%	94%	99%	100%	96%	97%	85%	88%
1-2 days	0%	2%	5%	2%	0%	0%	2%	2%	5%	5%
3-5 days	0%	1%	2%	1%	0%	0%	1%	1%	2%	2%
6-9 days	0%	0%	1%	1%	0%	0%	0%	0%	2%	1%
10-19 days	0%	0%	2%	1%	0%	0%	0%	0%	2%	1%
20-29 days	0%	0%	1%	1%	0%	0%	0%	0%	2%	1%
30 days	0%	0%	2%	1%	0%	0%	0%	0%	3%	1%
% who answered question	97%	98%	99%	98%	97%	98%	98%	98%	98%	99%

In the past 30 days, on how many days have you sniffed glue or breathed the contents of gases or sprays to get high? (B31)	State Results				State Results					
	6 th	8 th	11 th	All grades	6 th		8 th		11 th	
	Total	Total	Total		Male	Female	Male	Female	Male	Female
0 days	98%	97%	98%	98%	98%	99%	98%	97%	97%	98%
1-2 days	1%	2%	1%	1%	1%	1%	1%	2%	1%	1%
3-5 days	0%	0%	0%	0%	0%	0%	0%	0%	0%	0%
6-9 days	0%	0%	0%	0%	0%	0%	0%	0%	0%	0%
10-19 days	0%	0%	0%	0%	0%	0%	0%	0%	0%	0%
20-29 days	0%	0%	0%	0%	0%	0%	0%	0%	0%	0%
30 days	0%	0%	1%	0%	0%	0%	0%	0%	1%	0%
% who answered question	98%	99%	99%	99%	98%	99%	99%	99%	99%	99%

In the past 30 days, on how many days have you used methamphetamines? (B32)	State Results				State Results					
	6 th	8 th	11 th	All grades	6 th		8 th		11 th	
	Total	Total	Total		Male	Female	Male	Female	Male	Female
0 days	100%	99%	98%	99%	100%	100%	99%	99%	98%	99%
1-2 days	0%	0%	1%	0%	0%	0%	0%	0%	1%	0%
3-5 days	0%	0%	0%	0%	0%	0%	0%	0%	0%	0%
6-9 days	0%	0%	0%	0%	0%	0%	0%	0%	0%	0%
10-19 days	0%	0%	0%	0%	0%	0%	0%	0%	0%	0%
20-29 days	0%	0%	0%	0%	0%	0%	0%	0%	0%	0%
30 days	0%	0%	1%	0%	0%	0%	0%	0%	1%	0%
% who answered question	98%	99%	99%	98%	97%	98%	98%	99%	99%	99%

In the past 30 days, on how many days have you used cocaine? (B33)	State Results				State Results					
	6 th	8 th	11 th	All grades	6 th		8 th		11 th	
	Total	Total	Total		Male	Female	Male	Female	Male	Female
0 days	100%	99%	98%	99%	100%	100%	99%	99%	97%	98%
1-2 days	0%	0%	1%	0%	0%	0%	0%	0%	1%	1%
3-5 days	0%	0%	0%	0%	0%	0%	0%	0%	0%	0%
6-9 days	0%	0%	0%	0%	0%	0%	0%	0%	0%	0%
10-19 days	0%	0%	0%	0%	0%	0%	0%	0%	0%	0%
20-29 days	0%	0%	0%	0%	0%	0%	0%	0%	0%	0%
30 days	0%	0%	1%	0%	0%	0%	0%	0%	1%	0%
% who answered question	97%	98%	99%	98%	97%	98%	98%	99%	99%	99%

In the past 30 days, on how many days have you used amphetamines, other than meth amphetamines? (B34)	State Results				State Results					
	6 th	8 th	11 th	All grades	6 th		8 th		11 th	
	Total	Total	Total		Male	Female	Male	Female	Male	Female
0 days	100%	99%	97%	99%	100%	100%	99%	99%	97%	98%
1-2 days	0%	0%	1%	1%	0%	0%	0%	0%	1%	1%
3-5 days	0%	0%	0%	0%	0%	0%	0%	0%	1%	0%
6-9 days	0%	0%	0%	0%	0%	0%	0%	0%	0%	0%
10-19 days	0%	0%	0%	0%	0%	0%	0%	0%	0%	0%
20-29 days	0%	0%	0%	0%	0%	0%	0%	0%	0%	0%
30 days	0%	0%	1%	0%	0%	0%	0%	0%	1%	0%
% who answered question	98%	98%	99%	98%	97%	98%	98%	99%	99%	99%

In the past 30 days, on how many days have you used prescription medications not prescribed for you? (B35)	State Results				State Results					
	6 th	8 th	11 th	All grades	6 th		8 th		11 th	
	Total	Total	Total		Male	Female	Male	Female	Male	Female
0 days	98%	97%	93%	96%	99%	98%	98%	96%	93%	93%
1-2 days	1%	2%	4%	2%	1%	1%	1%	3%	3%	4%
3-5 days	0%	1%	1%	1%	0%	0%	0%	1%	1%	1%
6-9 days	0%	0%	1%	0%	0%	0%	0%	0%	1%	1%
10-19 days	0%	0%	0%	0%	0%	0%	0%	0%	0%	0%
20-29 days	0%	0%	0%	0%	0%	0%	0%	0%	0%	0%
30 days	0%	0%	1%	0%	0%	0%	0%	0%	1%	0%
% who answered question	98%	99%	99%	98%	97%	98%	98%	99%	99%	99%

In the past 30 days, on how many days have you used over the counter medications different from the directions? (B36)	State Results				State Results					
	6 th	8 th	11 th	All grades	6 th		8 th		11 th	
	Total	Total	Total		Male	Female	Male	Female	Male	Female
0 days	99%	97%	93%	96%	99%	99%	98%	96%	93%	93%
1-2 days	1%	2%	3%	2%	1%	1%	1%	3%	3%	4%
3-5 days	0%	1%	1%	1%	0%	0%	0%	1%	1%	2%
6-9 days	0%	0%	1%	0%	0%	0%	0%	0%	1%	1%
10-19 days	0%	0%	1%	0%	0%	0%	0%	0%	0%	1%
20-29 days	0%	0%	0%	0%	0%	0%	0%	0%	0%	0%
30 days	0%	0%	1%	0%	0%	0%	0%	0%	1%	0%
% who answered question	98%	99%	99%	99%	97%	98%	98%	99%	99%	99%

On how many of the last 30 days have you used smokeless tobacco? (B37)	State Results				State Results					
	6 th	8 th	11 th	All grades	6 th		8 th		11 th	
	Total	Total	Total		Male	Female	Male	Female	Male	Female
Have never used	99%	95%	82%	92%	98%	99%	93%	97%	72%	92%
Used, but not last 30 days	1%	3%	10%	5%	2%	1%	5%	2%	14%	5%
1-2 days	0%	1%	3%	1%	0%	0%	1%	0%	4%	1%
3-5 days	0%	0%	1%	0%	0%	0%	0%	0%	2%	0%
6-9 days	0%	0%	1%	0%	0%	0%	0%	0%	1%	0%
10-19 days	0%	0%	1%	0%	0%	0%	0%	0%	1%	0%
20-29 days	0%	0%	1%	0%	0%	0%	0%	0%	1%	0%
30 days	0%	0%	2%	1%	0%	0%	0%	0%	4%	1%
% who answered question	99%	99%	99%	99%	98%	99%	99%	99%	99%	100%

On how many of the last 30 days have you taken steroid pills or shots without a doctor's prescription? (B38)	State Results				State Results					
	6 th	8 th	11 th	All	6 th		8 th		11 th	
	Total	Total	Total		grades	Male	Female	Male	Female	Male
Have never used	100%	99%	98%	99%	99%	100%	99%	99%	96%	99%
Used, but not last 30 days	0%	1%	1%	1%	0%	0%	0%	1%	2%	1%
1-2 days	0%	0%	0%	0%	0%	0%	0%	0%	0%	0%
3-5 days	0%	0%	0%	0%	0%	0%	0%	0%	0%	0%
6-9 days	0%	0%	0%	0%	0%	0%	0%	0%	0%	0%
10-19 days	0%	0%	0%	0%	0%	0%	0%	0%	0%	0%
20-29 days	0%	0%	0%	0%	0%	0%	0%	0%	0%	0%
30 days	0%	0%	1%	0%	0%	0%	0%	0%	1%	0%
% who answered question	98%	99%	99%	99%	98%	99%	98%	99%	99%	99%

On how many of the last 30 days have you taken any other illegal drug without a doctor's prescription? (B39)	State Results				State Results					
	6 th	8 th	11 th	All	6 th		8 th		11 th	
	Total	Total	Total		grades	Male	Female	Male	Female	Male
Have never used	100%	98%	94%	97%	100%	100%	98%	98%	93%	95%
Used, but not last 30 days	0%	1%	3%	2%	0%	0%	1%	1%	4%	3%
1-2 days	0%	0%	1%	0%	0%	0%	0%	0%	1%	1%
3-5 days	0%	0%	0%	0%	0%	0%	0%	0%	1%	0%
6-9 days	0%	0%	0%	0%	0%	0%	0%	0%	0%	0%
10-19 days	0%	0%	0%	0%	0%	0%	0%	0%	0%	0%
20-29 days	0%	0%	0%	0%	0%	0%	0%	0%	0%	0%
30 days	0%	0%	1%	0%	0%	0%	0%	0%	1%	0%
% who answered question	98%	99%	99%	99%	97%	99%	98%	99%	99%	99%

Do you feel you are currently dependent on alcohol? (B40)	State Results				State Results					
	6 th	8 th	11 th	All	6 th		8 th		11 th	
	Total	Total	Total		grades	Male	Female	Male	Female	Male
Never used alcohol	87%	69%	33%	62%	84%	90%	69%	69%	33%	32%
No	13%	30%	64%	36%	15%	10%	30%	29%	63%	65%
Yes	1%	1%	4%	2%	1%	0%	1%	2%	4%	3%
% who answered question	98%	99%	99%	99%	98%	99%	99%	99%	99%	100%

Do you feel you are currently dependent on any illegal drug that you use without a doctor's prescription? (B41)	State Results				State Results					
	6 th	8 th	11 th	All	6 th		8 th		11 th	
	Total	Total	Total	grades	Male	Female	Male	Female	Male	Female
Never used any illegal drug	97%	90%	64%	83%	96%	97%	90%	90%	62%	67%
No	3%	9%	33%	15%	4%	3%	9%	9%	34%	31%
Yes	0%	1%	3%	1%	0%	0%	1%	1%	3%	2%
% who answered question	98%	99%	99%	99%	98%	99%	99%	99%	99%	99%

If you have gambled in the past 12 months, how much money did you usually bet? (B42)	State Results				State Results					
	6 th	8 th	11 th	All	6 th		8 th		11 th	
	Total	Total	Total	grades	Male	Female	Male	Female	Male	Female
I never gamble	82%	69%	63%	71%	73%	90%	57%	81%	45%	81%
Less than 5 dollars	12%	18%	17%	16%	16%	7%	23%	13%	21%	13%
5 to 10 dollars	4%	8%	12%	8%	7%	2%	12%	4%	20%	4%
11 to 25 dollars	1%	2%	4%	2%	2%	0%	4%	1%	6%	1%
26 to 50 dollars	0%	1%	1%	1%	1%	0%	1%	0%	2%	0%
More than 50 dollars	1%	1%	3%	2%	1%	0%	2%	0%	5%	1%
% who answered question	99%	99%	100%	99%	99%	99%	99%	99%	100%	100%

Has the money you spent gambling led to financial problems? (B43)	State Results				State Results					
	6 th	8 th	11 th	All	6 th		8 th		11 th	
	Total	Total	Total	grades	Male	Female	Male	Female	Male	Female
I never gamble	83%	70%	62%	71%	75%	91%	59%	82%	45%	80%
No	17%	29%	37%	28%	24%	9%	40%	18%	53%	20%
Yes	1%	1%	1%	1%	1%	0%	1%	0%	2%	1%
% who answered question	99%	99%	99%	99%	98%	99%	99%	99%	99%	100%

Has the time you spent gambling led to problems in your family, work, school, or personal life? (B44)	State Results				State Results					
	6 th	8 th	11 th	All	6 th		8 th		11 th	
	Total	Total	Total	grades	Male	Female	Male	Female	Male	Female
I never gamble	83%	70%	62%	71%	75%	91%	58%	82%	45%	80%
No	17%	29%	36%	28%	24%	9%	41%	18%	53%	19%
Yes	1%	1%	1%	1%	1%	0%	1%	0%	2%	1%
% who answered question	98%	99%	99%	99%	98%	99%	99%	99%	99%	100%

In the last 12 months, did you make a plan about how you would attempt suicide? (B45)	State Results				State Results					
	6 th	8 th	11 th	All grades	6 th		8 th		11 th	
	Total	Total	Total		Male	Female	Male	Female	Male	Female
No	96%	90%	86%	90%	95%	96%	94%	86%	90%	82%
Yes	4%	10%	14%	10%	5%	4%	6%	14%	10%	18%
% who answered question	91%	90%	92%	91%	90%	92%	89%	91%	91%	94%

Have you ever tried to kill yourself? (B46)	State Results				State Results					
	6 th	8 th	11 th	All grades	6 th		8 th		11 th	
	Total	Total	Total		Male	Female	Male	Female	Male	Female
No	94%	90%	85%	90%	94%	94%	94%	86%	90%	80%
Yes, once	4%	6%	8%	6%	4%	4%	4%	8%	5%	10%
Yes, twice	1%	2%	3%	2%	1%	1%	1%	2%	2%	4%
Yes, 3 or more times	1%	2%	4%	3%	1%	1%	1%	3%	3%	5%
% who answered question	91%	90%	92%	91%	90%	93%	89%	91%	91%	93%

In the past 12 months, how often have you carried a gun, knife, club or other weapon to school? (B47)	State Results				State Results					
	6 th	8 th	11 th	All grades	6 th		8 th		11 th	
	Total	Total	Total		Male	Female	Male	Female	Male	Female
Never	98%	96%	92%	95%	97%	99%	94%	98%	88%	97%
1 or 2 times	1%	3%	3%	2%	2%	0%	4%	1%	5%	1%
3-5 times	0%	0%	1%	1%	0%	0%	1%	0%	2%	0%
6 or more times	0%	1%	3%	2%	0%	0%	1%	0%	6%	1%
% who answered question	98%	99%	99%	99%	98%	99%	99%	99%	99%	100%

In the past 12 months, how often have you used alcohol or other illegal drugs on school property? (B48)	State Results				State Results					
	6 th	8 th	11 th	All grades	6 th		8 th		11 th	
	Total	Total	Total		Male	Female	Male	Female	Male	Female
Never	100%	98%	89%	95%	99%	100%	98%	98%	87%	90%
1 or 2 times	0%	2%	6%	3%	0%	0%	1%	2%	6%	6%
3-5 times	0%	0%	2%	1%	0%	0%	0%	0%	2%	2%
6 or more times	0%	0%	3%	1%	0%	0%	0%	0%	4%	2%
% who answered question	98%	98%	99%	98%	97%	98%	98%	99%	99%	99%

In the past 12 months, how often have you had your things stolen or deliberately damaged on school property? (B49)	State Results				State Results					
	6 th	8 th	11 th	All	6 th		8 th		11 th	
	Total	Total	Total	grades	Male	Female	Male	Female	Male	Female
Never	88%	80%	75%	81%	86%	89%	79%	80%	74%	77%
1 or 2 times	10%	17%	20%	16%	11%	9%	17%	17%	21%	20%
3-5 times	1%	2%	3%	2%	1%	1%	2%	2%	3%	3%
6 or more times	1%	1%	1%	1%	1%	1%	1%	1%	2%	1%
% who answered question	98%	98%	99%	98%	97%	98%	98%	99%	99%	99%

In the past 12 months, how often have you been disciplined at school for fighting, theft or damaging property? (B50)	State Results				State Results					
	6 th	8 th	11 th	All	6 th		8 th		11 th	
	Total	Total	Total	grades	Male	Female	Male	Female	Male	Female
Never	93%	90%	92%	92%	90%	97%	86%	93%	90%	95%
1 or 2 times	5%	8%	5%	6%	8%	3%	11%	5%	7%	4%
3-5 times	1%	1%	1%	1%	1%	0%	2%	1%	1%	1%
6 or more times	1%	1%	1%	1%	1%	0%	1%	1%	2%	0%
% who answered question	97%	98%	99%	98%	96%	98%	97%	98%	99%	99%

In the past 12 months, how often have you been threatened or injured by someone with a weapon on school property? (B51)	State Results				State Results					
	6 th	8 th	11 th	All	6 th		8 th		11 th	
	Total	Total	Total	grades	Male	Female	Male	Female	Male	Female
Never	97%	95%	95%	96%	96%	97%	95%	96%	94%	97%
1 or 2 times	3%	3%	3%	3%	3%	2%	4%	3%	4%	2%
3-5 times	0%	1%	1%	1%	0%	0%	1%	1%	1%	0%
6 or more times	0%	0%	1%	1%	0%	0%	1%	0%	1%	0%
% who answered question	97%	98%	99%	98%	97%	98%	98%	99%	99%	99%

In the past 12 months, how often have you been involved in a physical fight on school property? (B52)	State Results				State Results					
	6 th	8 th	11 th	All	6 th		8 th		11 th	
	Total	Total	Total	grades	Male	Female	Male	Female	Male	Female
Never	89%	85%	90%	88%	82%	95%	79%	91%	86%	94%
1 or 2 times	9%	11%	8%	9%	14%	4%	16%	7%	10%	5%
3-5 times	1%	2%	1%	2%	2%	1%	3%	1%	2%	1%
6 or more times	1%	1%	1%	1%	1%	0%	2%	1%	2%	0%
% who answered question	97%	98%	99%	98%	96%	98%	98%	98%	99%	99%

In the past 12 months, how often have you been offered, sold, or given illegal drugs on school property? (B53)	State Results				State Results					
	6 th	8 th	11 th	All grades	6 th		8 th		11 th	
	Total	Total	Total		Male	Female	Male	Female	Male	Female
Never	99%	96%	88%	94%	99%	99%	96%	96%	85%	90%
1 or 2 times	1%	3%	7%	4%	1%	1%	3%	3%	8%	7%
3-5 times	0%	1%	2%	1%	0%	0%	1%	1%	3%	2%
6 or more times	0%	1%	3%	1%	0%	0%	1%	0%	4%	2%
% who answered question	97%	98%	98%	98%	96%	97%	98%	98%	98%	99%

In the past 12 months, how often have you damaged property just for fun? (B54)	State Results				State Results					
	6 th	8 th	11 th	All grades	6 th		8 th		11 th	
	Total	Total	Total		Male	Female	Male	Female	Male	Female
Never	97%	93%	91%	93%	96%	98%	91%	94%	87%	94%
1 or 2 times	2%	5%	6%	5%	3%	1%	6%	4%	8%	4%
3-5 times	0%	1%	2%	1%	1%	0%	2%	1%	2%	1%
6 or more times	0%	1%	2%	1%	1%	0%	1%	1%	3%	1%
% who answered question	97%	98%	99%	98%	96%	98%	98%	98%	99%	99%

In the past 12 months, how often have you beaten up on or fought someone because they made you angry? (B55)	State Results				State Results					
	6 th	8 th	11 th	All grades	6 th		8 th		11 th	
	Total	Total	Total		Male	Female	Male	Female	Male	Female
Never	86%	83%	87%	85%	79%	92%	79%	88%	84%	91%
1 or 2 times	10%	12%	9%	11%	15%	6%	16%	9%	11%	6%
3-5 times	2%	2%	2%	2%	3%	1%	3%	2%	2%	1%
6 or more times	2%	2%	2%	2%	3%	1%	3%	1%	3%	1%
% who answered question	97%	98%	99%	98%	96%	97%	98%	98%	98%	99%

In the past 12 months how often have you used a weapon, force, or threats to get money or things from someone? (B56)	State Results				State Results					
	6 th	8 th	11 th	All grades	6 th		8 th		11 th	
	Total	Total	Total		Male	Female	Male	Female	Male	Female
Never	99%	98%	97%	98%	99%	100%	98%	99%	95%	99%
1 or 2 times	1%	1%	1%	1%	1%	0%	2%	1%	2%	1%
3-5 times	0%	0%	1%	0%	0%	0%	0%	0%	1%	0%
6 or more times	0%	0%	1%	0%	0%	0%	0%	0%	1%	0%
% who answered question	97%	98%	98%	98%	96%	98%	98%	98%	98%	99%

In the past 12 months, how often have you verbally threatened to physically harm someone? (B57)	State Results				State Results					
	6 th	8 th	11 th	All	6 th		8 th		11 th	
	Total	Total	Total	grades	Male	Female	Male	Female	Male	Female
Never	94%	84%	75%	84%	93%	96%	83%	86%	71%	80%
1 or 2 times	4%	11%	14%	10%	5%	3%	12%	10%	16%	12%
3-5 times	1%	2%	5%	3%	1%	0%	2%	2%	5%	4%
6 or more times	1%	3%	6%	3%	1%	0%	3%	2%	8%	4%
% who answered question	97%	98%	99%	98%	96%	97%	97%	98%	98%	99%

In the past 12 months, how often have you stolen something? (B58)	State Results				State Results					
	6 th	8 th	11 th	All	6 th		8 th		11 th	
	Total	Total	Total	grades	Male	Female	Male	Female	Male	Female
Never	91%	84%	81%	85%	89%	92%	83%	86%	79%	84%
1 or 2 times	7%	11%	11%	10%	8%	6%	12%	10%	12%	10%
3-5 times	1%	2%	3%	2%	1%	1%	2%	2%	4%	3%
6 or more times	1%	3%	4%	3%	1%	1%	3%	2%	5%	3%
% who answered question	97%	98%	99%	98%	96%	97%	97%	98%	98%	99%

In the last 30 days, how many times have you been called names, made fun of, or teased in a hurtful way? (B59)	State Results				State Results					
	6 th	8 th	11 th	All	6 th		8 th		11 th	
	Total	Total	Total	grades	Male	Female	Male	Female	Male	Female
0	64%	63%	71%	66%	65%	62%	65%	60%	72%	70%
1	16%	15%	11%	14%	14%	17%	13%	16%	10%	12%
2	7%	7%	6%	7%	6%	8%	6%	9%	5%	7%
3-5	6%	7%	5%	6%	6%	7%	7%	7%	5%	6%
6-10	2%	3%	2%	2%	2%	2%	2%	3%	2%	2%
11+	5%	6%	5%	5%	6%	4%	7%	5%	6%	3%
% who answered question	98%	99%	99%	99%	97%	98%	99%	99%	99%	100%

In the last 30 days, how many times have other students left you out of things on purpose? (B60)	State Results				State Results					
	6 th	8 th	11 th	All grades	6 th		8 th		11 th	
	Total	Total	Total		Male	Female	Male	Female	Male	Female
0	73%	74%	79%	75%	79%	68%	81%	67%	83%	76%
1	13%	12%	9%	11%	11%	16%	8%	15%	7%	11%
2	6%	6%	4%	5%	4%	7%	4%	7%	3%	5%
3-5	4%	4%	4%	4%	3%	5%	3%	6%	3%	5%
6-10	1%	2%	1%	1%	1%	2%	1%	2%	1%	2%
11+	2%	3%	3%	3%	2%	2%	3%	3%	3%	2%
% who answered question	98%	99%	99%	99%	97%	98%	99%	99%	99%	99%

In the last 30 days, how many times have you been hit, kicked, pushed, shoved around, or locked indoors? (B61)	State Results				State Results					
	6 th	8 th	11 th	All grades	6 th		8 th		11 th	
	Total	Total	Total		Male	Female	Male	Female	Male	Female
0	83%	84%	90%	86%	80%	86%	81%	87%	87%	93%
1	8%	7%	4%	6%	10%	7%	8%	6%	5%	3%
2	4%	3%	2%	3%	4%	3%	4%	3%	3%	1%
3-5	3%	3%	2%	2%	3%	2%	3%	2%	2%	1%
6-10	1%	1%	1%	1%	1%	1%	1%	1%	1%	0%
11+	2%	2%	2%	2%	2%	1%	3%	1%	3%	1%
% who answered question	97%	98%	99%	98%	97%	98%	98%	98%	99%	99%

In the last 30 days, how many times have students told lies, spread rumors about, or tried to make others dislike you? (B62)	State Results				State Results					
	6 th	8 th	11 th	All grades	6 th		8 th		11 th	
	Total	Total	Total		Male	Female	Male	Female	Male	Female
0	71%	68%	72%	70%	74%	68%	75%	61%	78%	66%
1	15%	15%	12%	14%	13%	17%	12%	18%	9%	15%
2	6%	6%	6%	6%	5%	7%	5%	8%	4%	8%
3-5	4%	5%	5%	5%	4%	5%	4%	6%	4%	6%
6-10	1%	2%	2%	2%	1%	2%	1%	3%	1%	2%
11+	3%	4%	3%	3%	3%	2%	3%	4%	3%	4%
% who answered question	97%	98%	99%	98%	97%	98%	98%	98%	98%	99%

In the last 30 days, how many times have you been made fun of because of your race or color? (B63)	State Results				State Results					
	6 th	8 th	11 th	All	6 th		8 th		11 th	
	Total	Total	Total	grades	Male	Female	Male	Female	Male	Female
0	95%	94%	94%	94%	95%	95%	94%	95%	91%	96%
1	3%	3%	2%	3%	3%	3%	3%	3%	3%	2%
2	1%	1%	1%	1%	1%	1%	1%	1%	1%	1%
3-5	1%	1%	1%	1%	1%	1%	1%	1%	1%	1%
6-10	0%	0%	0%	0%	0%	0%	0%	0%	1%	0%
11+	1%	1%	2%	1%	1%	0%	1%	1%	3%	1%
% who answered question	97%	98%	99%	98%	97%	98%	98%	98%	98%	99%

In the last 30 days, how many times have you been made fun of because of your religion? (B64)	State Results				State Results					
	6 th	8 th	11 th	All	6 th		8 th		11 th	
	Total	Total	Total	grades	Male	Female	Male	Female	Male	Female
0	96%	95%	93%	95%	96%	96%	96%	95%	93%	94%
1	2%	2%	3%	2%	2%	3%	2%	3%	2%	3%
2	1%	1%	1%	1%	1%	1%	1%	1%	1%	1%
3-5	0%	1%	1%	1%	0%	0%	1%	1%	1%	1%
6-10	0%	0%	0%	0%	0%	0%	0%	0%	0%	0%
11+	0%	1%	1%	1%	1%	0%	1%	1%	2%	1%
% who answered question	96%	97%	98%	97%	96%	97%	97%	98%	98%	99%

In the last 30 days, how often have students made sexual jokes, comments or gestures that hurt your feelings? (B65)	State Results				State Results					
	6 th	8 th	11 th	All	6 th		8 th		11 th	
	Total	Total	Total	grades	Male	Female	Male	Female	Male	Female
0	87%	85%	86%	86%	87%	86%	87%	82%	89%	82%
1	7%	7%	6%	7%	6%	8%	5%	9%	4%	8%
2	3%	3%	3%	3%	2%	3%	2%	4%	2%	4%
3-5	2%	2%	2%	2%	2%	2%	2%	3%	2%	3%
6-10	1%	1%	1%	1%	1%	1%	1%	1%	1%	1%
11+	1%	2%	2%	2%	2%	1%	2%	2%	3%	2%
% who answered question	97%	98%	99%	98%	96%	97%	97%	98%	98%	99%

In the last 30 days, how many times have you received a threatening or hurtful message from another student? (B66)	State Results				State Results					
	6 th	8 th	11 th	All	6 th		8 th		11 th	
	Total	Total	Total	grades	Male	Female	Male	Female	Male	Female
0	94%	92%	92%	93%	96%	93%	95%	89%	94%	91%
1	3%	4%	3%	3%	2%	4%	2%	6%	2%	4%
2	1%	2%	2%	2%	1%	1%	1%	3%	1%	2%
3-5	1%	1%	1%	1%	0%	1%	1%	2%	1%	2%
6-10	0%	0%	0%	0%	0%	0%	0%	1%	0%	0%
11+	1%	1%	1%	1%	1%	1%	1%	1%	2%	1%
% who answered question	97%	98%	99%	98%	96%	98%	98%	98%	99%	99%

Section C: My Beliefs and Attitudes

It is important to help other people. (C1)	State Results				State Results					
	6 th	8 th	11 th	All	6 th		8 th		11 th	
	Total	Total	Total	grades	Male	Female	Male	Female	Male	Female
Strongly agree	67%	53%	52%	57%	63%	71%	47%	59%	43%	61%
Agree	32%	44%	45%	41%	35%	28%	49%	40%	52%	38%
Disagree	1%	2%	2%	1%	1%	1%	2%	1%	3%	1%
Strongly disagree	0%	1%	1%	1%	1%	0%	1%	0%	2%	0%
% who answered question	98%	99%	99%	99%	98%	98%	99%	99%	99%	100%

I care about other people's feelings. (C2)	State Results				State Results					
	6 th	8 th	11 th	All	6 th		8 th		11 th	
	Total	Total	Total	grades	Male	Female	Male	Female	Male	Female
Strongly agree	53%	41%	44%	46%	46%	60%	32%	51%	33%	55%
Agree	43%	54%	51%	49%	49%	38%	61%	47%	59%	43%
Disagree	3%	4%	4%	3%	4%	2%	6%	2%	6%	2%
Strongly disagree	1%	1%	1%	1%	1%	0%	2%	0%	2%	0%
% who answered question	98%	98%	99%	98%	97%	98%	98%	99%	99%	99%

I feel sorry for people who have things stolen or damaged. (C3)	State Results				State Results					
	6 th	8 th	11 th	All	6 th		8 th		11 th	
	Total	Total	Total	grades	Male	Female	Male	Female	Male	Female
Strongly agree	57%	38%	34%	43%	53%	61%	33%	43%	27%	40%
Agree	36%	50%	55%	47%	38%	33%	52%	48%	57%	53%
Disagree	5%	9%	9%	8%	6%	4%	12%	7%	12%	6%
Strongly disagree	2%	2%	2%	2%	3%	1%	3%	1%	3%	1%
% who answered question	97%	98%	99%	98%	96%	98%	98%	98%	98%	99%

I am accepting of those different than myself (racially, culturally, socio-economically). (C4)	State Results				State Results					
	6 th	8 th	11 th	All	6 th		8 th		11 th	
	Total	Total	Total	grades	Male	Female	Male	Female	Male	Female
Strongly agree	64%	58%	52%	58%	60%	67%	52%	64%	41%	63%
Agree	31%	37%	42%	37%	34%	29%	42%	33%	49%	34%
Disagree	4%	3%	4%	4%	4%	3%	5%	2%	7%	2%
Strongly disagree	1%	1%	2%	2%	2%	1%	2%	1%	4%	1%
% who answered question	95%	98%	99%	97%	95%	96%	97%	98%	98%	99%

It is wrong to discriminate against someone because of her/his race, appearance, culture, religion, etc. (C5)	State Results				State Results					
	6 th	8 th	11 th	All	6 th		8 th		11 th	
	Total	Total	Total	grades	Male	Female	Male	Female	Male	Female
Strongly agree	79%	73%	63%	71%	75%	82%	65%	80%	50%	77%
Agree	18%	24%	30%	24%	21%	15%	30%	18%	39%	21%
Disagree	2%	2%	4%	3%	2%	1%	3%	1%	7%	2%
Strongly disagree	2%	1%	2%	2%	2%	1%	2%	1%	4%	1%
% who answered question	97%	98%	99%	98%	96%	97%	98%	98%	98%	99%

I can say "no" when someone wants me to do things I know are wrong or dangerous. (C6)	State Results				State Results					
	6 th	8 th	11 th	All	6 th		8 th		11 th	
	Total	Total	Total	grades	Male	Female	Male	Female	Male	Female
Strongly agree	76%	61%	50%	62%	73%	79%	58%	64%	45%	54%
Agree	19%	31%	41%	31%	22%	16%	34%	29%	44%	38%
Disagree	3%	5%	7%	5%	3%	2%	6%	5%	7%	6%
Strongly disagree	2%	2%	2%	2%	2%	2%	3%	2%	3%	1%
% who answered question	96%	97%	98%	97%	96%	96%	97%	97%	98%	98%

I feel I do not have much to be proud of. (C7)	State Results				State Results					
	6 th	8 th	11 th	All	6 th		8 th		11 th	
	Total	Total	Total	grades	Male	Female	Male	Female	Male	Female
Strongly agree	16%	12%	9%	12%	17%	14%	12%	11%	9%	8%
Agree	16%	18%	19%	18%	18%	15%	18%	19%	20%	19%
Disagree	29%	35%	39%	35%	28%	30%	34%	36%	38%	40%
Strongly disagree	39%	35%	33%	35%	37%	41%	36%	34%	33%	33%
% who answered question	94%	96%	98%	96%	94%	95%	96%	97%	98%	98%

Violence is the worst way to solve problems. (C8)	State Results				State Results					
	6 th	8 th	11 th	All	6 th		8 th		11 th	
	Total	Total	Total	grades	Male	Female	Male	Female	Male	Female
Strongly agree	63%	42%	32%	45%	55%	71%	31%	52%	20%	44%
Agree	25%	38%	41%	35%	31%	20%	42%	34%	42%	40%
Disagree	7%	15%	21%	14%	9%	4%	20%	10%	29%	12%
Strongly disagree	5%	5%	6%	5%	5%	4%	6%	4%	8%	4%
% who answered question	95%	97%	98%	97%	95%	96%	97%	97%	98%	98%

It is against my values to have sex as a teenager. (C9)	State Results				State Results					
	6 th	8 th	11 th	All	6 th		8 th		11 th	
	Total	Total	Total	grades	Male	Female	Male	Female	Male	Female
Strongly agree	68%	46%	21%	44%	61%	75%	36%	56%	15%	27%
Agree	19%	29%	22%	23%	23%	14%	34%	25%	23%	22%
Disagree	7%	16%	35%	20%	9%	5%	19%	13%	34%	35%
Strongly disagree	6%	8%	22%	13%	8%	5%	11%	6%	28%	16%
% who answered question	94%	97%	98%	96%	94%	95%	96%	97%	97%	98%

It is important to tell the truth. (C10)	State Results				State Results					
	6 th	8 th	11 th	All	6 th		8 th		11 th	
	Total	Total	Total	grades	Male	Female	Male	Female	Male	Female
Strongly agree	67%	45%	36%	49%	64%	70%	41%	50%	30%	42%
Agree	30%	48%	55%	44%	32%	27%	51%	45%	59%	51%
Disagree	2%	6%	7%	5%	3%	2%	6%	5%	9%	5%
Strongly disagree	1%	2%	2%	2%	1%	1%	2%	1%	3%	1%
% who answered question	96%	97%	98%	97%	95%	97%	97%	98%	98%	98%

It is against my values to use alcohol and drugs as a teenager. (C11)	State Results				State Results					
	6 th	8 th	11 th	All	6 th		8 th		11 th	
	Total	Total	Total	grades	Male	Female	Male	Female	Male	Female
Strongly agree	79%	59%	28%	55%	76%	82%	57%	61%	27%	29%
Agree	15%	27%	27%	23%	17%	12%	29%	24%	28%	26%
Disagree	3%	11%	32%	15%	4%	3%	10%	11%	30%	34%
Strongly disagree	3%	4%	13%	7%	3%	3%	4%	4%	15%	11%
% who answered question	95%	97%	97%	96%	94%	95%	97%	97%	97%	97%

I accept responsibility for my actions when I make a mistake or get into trouble. (C12)	State Results				State Results					
	6 th	8 th	11 th	All	6 th		8 th		11 th	
	Total	Total	Total	grades	Male	Female	Male	Female	Male	Female
Strongly agree	56%	41%	37%	44%	54%	58%	39%	43%	34%	39%
Agree	39%	52%	57%	50%	40%	38%	53%	51%	57%	56%
Disagree	4%	6%	5%	5%	4%	3%	7%	5%	6%	4%
Strongly disagree	1%	1%	1%	1%	2%	1%	2%	1%	2%	1%
% who answered question	96%	98%	99%	98%	95%	97%	98%	98%	98%	99%

I am good at making friends. (C13)	State Results				State Results					
	6 th	8 th	11 th	All	6 th		8 th		11 th	
	Total	Total	Total	grades	Male	Female	Male	Female	Male	Female
Strongly agree	48%	40%	33%	40%	46%	50%	37%	42%	31%	35%
Agree	42%	50%	56%	49%	43%	42%	52%	48%	57%	54%
Disagree	7%	8%	9%	8%	8%	7%	8%	8%	9%	9%
Strongly disagree	3%	2%	2%	2%	3%	2%	3%	2%	3%	2%
% who answered question	96%	97%	98%	97%	95%	96%	97%	98%	98%	99%

When I have problems, I am good at finding a way to fix them. (C14)	State Results				State Results					
	6 th	8 th	11 th	All	6 th		8 th		11 th	
	Total	Total	Total	grades	Male	Female	Male	Female	Male	Female
Strongly agree	39%	30%	25%	31%	38%	40%	30%	29%	27%	24%
Agree	48%	55%	60%	55%	47%	49%	54%	55%	60%	61%
Disagree	10%	13%	12%	12%	11%	9%	13%	13%	10%	14%
Strongly disagree	2%	2%	2%	2%	3%	2%	2%	2%	2%	2%
% who answered question	96%	97%	98%	97%	95%	97%	97%	98%	98%	99%

I think things through carefully before I make a decision. (C15)	State Results				State Results					
	6 th	8 th	11 th	All	6 th		8 th		11 th	
	Total	Total	Total	grades	Male	Female	Male	Female	Male	Female
Strongly agree	38%	23%	19%	26%	36%	40%	23%	23%	19%	18%
Agree	48%	53%	55%	52%	48%	49%	52%	55%	53%	57%
Disagree	11%	20%	23%	18%	13%	9%	21%	19%	23%	23%
Strongly disagree	3%	3%	3%	3%	3%	2%	4%	3%	4%	2%
% who answered question	95%	97%	98%	96%	94%	95%	96%	97%	98%	98%

Even if it is dangerous, I like to do exciting things. (C16)	State Results				State Results					
	6 th	8 th	11 th	All	6 th		8 th		11 th	
	Total	Total	Total	grades	Male	Female	Male	Female	Male	Female
Strongly agree	22%	23%	23%	23%	29%	15%	29%	17%	30%	16%
Agree	27%	39%	47%	38%	31%	22%	42%	35%	50%	44%
Disagree	30%	28%	25%	28%	26%	35%	22%	35%	16%	33%
Strongly disagree	21%	10%	5%	12%	15%	28%	6%	13%	4%	7%
% who answered question	94%	96%	97%	96%	94%	94%	96%	96%	98%	97%

I believe that working hard now will make my life successful in the future. (C17)	State Results				State Results					
	6 th	8 th	11 th	All	6 th		8 th		11 th	
	Total	Total	Total	grades	Male	Female	Male	Female	Male	Female
Strongly agree	76%	63%	55%	65%	75%	77%	61%	65%	51%	60%
Agree	21%	32%	39%	31%	22%	20%	33%	31%	42%	36%
Disagree	2%	3%	4%	3%	2%	2%	4%	3%	5%	3%
Strongly disagree	1%	1%	2%	1%	1%	1%	2%	1%	2%	1%
% who answered question	96%	98%	99%	98%	96%	97%	97%	98%	98%	99%

How much do you think you risk harming yourself if you drink 3 or more drinks of alcohol nearly every day? (C18)	State Results				State Results					
	6 th	8 th	11 th	All	6 th		8 th		11 th	
	Total	Total	Total	grades	Male	Female	Male	Female	Male	Female
Great risk	66%	59%	46%	57%	65%	67%	57%	61%	38%	54%
Moderate risk	12%	20%	27%	20%	13%	12%	20%	20%	27%	27%
Slight risk	4%	9%	16%	10%	5%	3%	9%	8%	19%	12%
No risk	9%	7%	8%	8%	9%	9%	8%	6%	11%	5%
Don't know	9%	6%	4%	6%	9%	9%	6%	5%	5%	2%
% who answered question	96%	98%	99%	98%	95%	97%	97%	98%	99%	99%

How much do you think you risk harming yourself if you smoke cigarettes every day? (C19)	State Results				State Results					
	6 th	8 th	11 th	All grades	6 th		8 th		11 th	
	Total	Total	Total		Male	Female	Male	Female	Male	Female
Great risk	74%	72%	67%	71%	74%	73%	72%	73%	62%	72%
Moderate risk	9%	13%	18%	13%	9%	9%	13%	13%	20%	16%
Slight risk	2%	4%	7%	5%	2%	2%	4%	4%	8%	6%
No risk	9%	6%	5%	7%	9%	10%	6%	6%	6%	4%
Don't know	6%	5%	3%	5%	6%	6%	5%	4%	5%	2%
% who answered question	96%	98%	99%	97%	95%	97%	97%	98%	98%	99%

How much do you think you risk harming yourself if you smoke marijuana once a week? (C20)	State Results				State Results					
	6 th	8 th	11 th	All grades	6 th		8 th		11 th	
	Total	Total	Total		Male	Female	Male	Female	Male	Female
Great risk	66%	64%	49%	59%	67%	65%	63%	66%	43%	54%
Moderate risk	14%	16%	21%	17%	13%	14%	16%	16%	20%	22%
Slight risk	3%	6%	14%	8%	4%	3%	7%	6%	16%	13%
No risk	9%	8%	12%	10%	9%	10%	8%	7%	15%	9%
Don't know	8%	6%	4%	6%	8%	8%	6%	5%	6%	3%
% who answered question	95%	97%	98%	97%	95%	96%	97%	98%	98%	99%

How much do you think you risk harming yourself if you take methamphetamines once a week? (C21)	State Results				State Results					
	6 th	8 th	11 th	All grades	6 th		8 th		11 th	
	Total	Total	Total		Male	Female	Male	Female	Male	Female
Great risk	68%	74%	79%	74%	69%	67%	74%	74%	76%	82%
Moderate risk	11%	12%	10%	11%	11%	11%	11%	12%	11%	10%
Slight risk	2%	2%	2%	2%	2%	2%	2%	2%	2%	2%
No risk	9%	6%	4%	6%	9%	9%	6%	5%	5%	3%
Don't know	10%	7%	5%	7%	10%	11%	7%	7%	7%	4%
% who answered question	95%	97%	98%	97%	94%	96%	97%	98%	98%	99%

How much do you think you risk harming yourself if you take cocaine once a week? (C22)	State Results				State Results					
	6 th	8 th	11 th	All	6 th		8 th		11 th	
	Total	Total	Total	grades	Male	Female	Male	Female	Male	Female
Great risk	67%	73%	77%	73%	69%	66%	73%	73%	74%	81%
Moderate risk	12%	13%	11%	12%	12%	13%	13%	13%	11%	11%
Slight risk	2%	2%	2%	2%	3%	2%	2%	2%	3%	2%
No risk	9%	6%	4%	6%	9%	10%	6%	5%	5%	3%
Don't know	9%	6%	5%	7%	8%	9%	6%	6%	7%	4%
% who answered question	95%	97%	98%	97%	94%	95%	96%	97%	98%	99%

How much do you think you risk harming yourself if you take amphetamines once a week? (C23)	State Results				State Results					
	6 th	8 th	11 th	All	6 th		8 th		11 th	
	Total	Total	Total	grades	Male	Female	Male	Female	Male	Female
Great risk	67%	71%	76%	71%	67%	67%	71%	72%	72%	79%
Moderate risk	11%	13%	12%	12%	12%	10%	13%	13%	13%	11%
Slight risk	2%	3%	3%	3%	2%	2%	3%	3%	3%	2%
No risk	9%	6%	4%	6%	9%	9%	6%	5%	5%	3%
Don't know	11%	7%	6%	8%	10%	11%	7%	7%	7%	4%
% who answered question	95%	97%	98%	97%	94%	96%	97%	98%	98%	99%

How much do you think you risk harming yourself if you use any other illegal drug once a week? (C24)	State Results				State Results					
	6 th	8 th	11 th	All	6 th		8 th		11 th	
	Total	Total	Total	grades	Male	Female	Male	Female	Male	Female
Great risk	68%	70%	69%	69%	69%	67%	69%	70%	65%	74%
Moderate risk	12%	15%	16%	15%	12%	12%	14%	15%	17%	16%
Slight risk	2%	3%	4%	3%	3%	2%	3%	3%	5%	3%
No risk	9%	6%	4%	6%	8%	9%	6%	5%	5%	3%
Don't know	9%	7%	6%	7%	8%	9%	7%	6%	8%	4%
% who answered question	95%	97%	98%	97%	94%	96%	96%	97%	98%	99%

Section D: Peer Questions

How wrong would your best friends feel it would be for you to drink beer, wine or hard liquor? (D1)	State Results				State Results					
	6 th	8 th	11 th	All grades	6 th		8 th		11 th	
	Total	Total	Total		Male	Female	Male	Female	Male	Female
Very wrong	79%	52%	18%	49%	74%	83%	49%	55%	16%	20%
Wrong	13%	21%	16%	17%	15%	10%	23%	20%	15%	17%
A little wrong	4%	14%	23%	14%	5%	3%	14%	15%	21%	25%
Not wrong at all	1%	8%	39%	17%	2%	1%	9%	7%	42%	36%
Don't know	3%	4%	4%	4%	4%	2%	6%	3%	5%	2%
% who answered question	96%	98%	99%	98%	96%	97%	97%	99%	98%	99%

How wrong would your best friends feel it would be for you to smoke cigarettes? (D2)	State Results				State Results					
	6 th	8 th	11 th	All grades	6 th		8 th		11 th	
	Total	Total	Total		Male	Female	Male	Female	Male	Female
Very wrong	83%	65%	35%	61%	81%	86%	63%	67%	32%	39%
Wrong	11%	19%	25%	18%	12%	9%	21%	18%	25%	24%
A little wrong	2%	7%	18%	9%	2%	2%	7%	8%	18%	18%
Not wrong at all	1%	5%	18%	8%	1%	1%	5%	5%	20%	17%
Don't know	3%	3%	4%	3%	4%	2%	5%	2%	5%	2%
% who answered question	96%	98%	98%	97%	95%	97%	97%	98%	98%	99%

How wrong would your best friends feel it would be for you to smoke marijuana? (D3)	State Results				State Results					
	6 th	8 th	11 th	All grades	6 th		8 th		11 th	
	Total	Total	Total		Male	Female	Male	Female	Male	Female
Very wrong	91%	77%	50%	72%	89%	93%	74%	81%	43%	57%
Wrong	5%	11%	18%	12%	6%	4%	13%	10%	20%	17%
A little wrong	1%	4%	13%	6%	1%	0%	4%	4%	14%	12%
Not wrong at all	1%	4%	15%	7%	1%	0%	5%	4%	17%	13%
Don't know	3%	3%	4%	3%	3%	2%	4%	2%	5%	2%
% who answered question	96%	97%	98%	97%	95%	96%	97%	98%	98%	99%

How wrong would your friends feel it would be for you to use illegal drugs other than alcohol, cigarettes or marijuana? (D4)	State Results				State Results					
	6 th	8 th	11 th	All	6 th		8 th		11 th	
	Total	Total	Total	grades	Male	Female	Male	Female	Male	Female
Very wrong	90%	79%	65%	78%	88%	92%	76%	83%	58%	72%
Wrong	6%	11%	18%	12%	6%	5%	13%	9%	20%	16%
A little wrong	1%	3%	7%	4%	1%	1%	4%	3%	8%	6%
Not wrong at all	1%	2%	6%	3%	1%	0%	3%	2%	7%	4%
Don't know	3%	3%	4%	4%	4%	2%	5%	2%	6%	2%
% who answered question	95%	97%	98%	97%	95%	96%	97%	98%	98%	99%

How wrong would your best friends feel it would be for you to start a physical fight with someone? (D5)	State Results				State Results					
	6 th	8 th	11 th	All	6 th		8 th		11 th	
	Total	Total	Total	grades	Male	Female	Male	Female	Male	Female
Very wrong	59%	36%	22%	39%	52%	66%	31%	42%	16%	28%
Wrong	24%	27%	25%	25%	25%	23%	25%	29%	20%	31%
A little wrong	9%	20%	26%	18%	12%	6%	22%	17%	28%	24%
Not wrong at all	4%	13%	22%	13%	6%	2%	17%	10%	30%	14%
Don't know	4%	4%	5%	4%	5%	3%	6%	3%	6%	3%
% who answered question	95%	97%	98%	97%	94%	96%	96%	98%	97%	98%

How wrong would your best friends feel it would be for you to carry a gun, knife, club or other weapon to school? (D6)	State Results				State Results					
	6 th	8 th	11 th	All	6 th		8 th		11 th	
	Total	Total	Total	grades	Male	Female	Male	Female	Male	Female
Very wrong	88%	76%	64%	76%	85%	92%	71%	81%	53%	75%
Wrong	7%	13%	19%	13%	9%	5%	15%	11%	22%	16%
A little wrong	1%	4%	8%	5%	2%	1%	5%	3%	11%	4%
Not wrong at all	1%	3%	5%	3%	1%	0%	3%	2%	9%	2%
Don't know	3%	4%	4%	4%	3%	2%	5%	2%	6%	3%
% who answered question	95%	97%	98%	97%	94%	96%	96%	98%	98%	98%

How wrong would your best friends feel it would be for you to go to a party where kids under 21 were using alcohol? (D7)	State Results				State Results					
	6 th	8 th	11 th	All	6 th		8 th		11 th	
	Total	Total	Total	grades	Male	Female	Male	Female	Male	Female
Very wrong	80%	52%	18%	49%	77%	83%	51%	54%	17%	19%
Wrong	12%	22%	16%	17%	13%	10%	22%	21%	15%	17%
A little wrong	3%	12%	21%	12%	4%	3%	12%	13%	19%	23%
Not wrong at all	2%	9%	41%	18%	2%	1%	10%	9%	43%	39%
Don't know	3%	4%	4%	4%	4%	3%	6%	3%	6%	2%
% who answered question	95%	97%	98%	97%	94%	96%	96%	98%	98%	98%

How wrong would your best friends feel it would be for you to go to a party where kids were using drugs? (D8)	State Results				State Results					
	6 th	8 th	11 th	All	6 th		8 th		11 th	
	Total	Total	Total	grades	Male	Female	Male	Female	Male	Female
Very wrong	88%	72%	42%	66%	86%	90%	70%	73%	38%	45%
Wrong	7%	15%	23%	15%	8%	6%	16%	14%	23%	23%
A little wrong	1%	6%	17%	8%	1%	1%	5%	6%	16%	17%
Not wrong at all	1%	4%	15%	7%	1%	1%	4%	4%	17%	13%
Don't know	3%	4%	4%	4%	3%	2%	5%	3%	6%	3%
% who answered question	95%	97%	98%	97%	94%	96%	97%	98%	98%	99%

Would you be more or less likely to be popular in your school if you smoked cigarettes? (D9)	State Results				State Results					
	6 th	8 th	11 th	All	6 th		8 th		11 th	
	Total	Total	Total	grades	Male	Female	Male	Female	Male	Female
A lot more popular	3%	2%	3%	3%	4%	3%	3%	2%	4%	2%
More popular	3%	5%	7%	5%	3%	3%	4%	5%	6%	8%
Less popular	14%	22%	27%	21%	15%	14%	22%	22%	27%	26%
A lot less popular	59%	47%	19%	41%	57%	60%	47%	47%	20%	19%
Wouldn't change my popularity	21%	24%	44%	30%	22%	20%	24%	24%	42%	46%
% who answered question	95%	97%	98%	96%	94%	95%	96%	97%	97%	99%

Would you be more or less likely to be popular in your school if you drank alcoholic beverages? (D10)	State Results				State Results					
	6 th	8 th	11 th	All grades	6 th		8 th		11 th	
	Total	Total	Total		Male	Female	Male	Female	Male	Female
A lot more popular	3%	3%	8%	5%	4%	3%	3%	3%	9%	8%
More popular	4%	8%	27%	13%	4%	3%	7%	9%	26%	28%
Less popular	16%	22%	10%	16%	16%	15%	22%	22%	11%	10%
A lot less popular	56%	38%	7%	33%	54%	58%	38%	37%	7%	6%
Wouldn't change my popularity	22%	29%	48%	33%	23%	21%	29%	29%	47%	48%
% who answered question	94%	96%	98%	96%	93%	95%	96%	97%	97%	98%

Would you be more or less likely to be popular in your school if you smoked marijuana? (D11)	State Results				State Results					
	6 th	8 th	11 th	All grades	6 th		8 th		11 th	
	Total	Total	Total		Male	Female	Male	Female	Male	Female
A lot more popular	3%	3%	4%	3%	4%	2%	3%	2%	5%	3%
More popular	2%	4%	9%	5%	2%	2%	4%	4%	9%	9%
Less popular	11%	16%	22%	17%	11%	11%	16%	16%	22%	22%
A lot less popular	64%	55%	28%	49%	63%	65%	54%	56%	27%	30%
Wouldn't change my popularity	20%	22%	36%	26%	21%	19%	22%	22%	37%	36%
% who answered question	94%	96%	98%	96%	93%	95%	96%	97%	97%	98%

Would you be more or less likely to be popular in your school if you used any other illegal drug? (D12)	State Results				State Results					
	6 th	8 th	11 th	All grades	6 th		8 th		11 th	
	Total	Total	Total		Male	Female	Male	Female	Male	Female
A lot more popular	3%	2%	3%	3%	4%	3%	3%	2%	4%	2%
More popular	2%	3%	5%	3%	2%	2%	3%	3%	4%	5%
Less popular	11%	16%	22%	17%	11%	11%	16%	16%	22%	23%
A lot less popular	64%	57%	39%	53%	63%	65%	56%	58%	39%	40%
Wouldn't change my popularity	20%	21%	31%	24%	21%	20%	22%	21%	31%	30%
% who answered question	94%	96%	98%	96%	93%	95%	95%	97%	97%	98%

Section E: School Questions

There are clear rules about what students can and cannot do. (E1)	State Results				State Results					
	6 th	8 th	11 th	All grades	6 th		8 th		11 th	
	Total	Total	Total		Male	Female	Male	Female	Male	Female
Strongly agree	64%	43%	30%	45%	64%	65%	44%	42%	30%	29%
Agree	31%	47%	56%	45%	31%	31%	45%	48%	55%	57%
Disagree	3%	8%	12%	8%	4%	3%	8%	8%	11%	12%
Strongly disagree	1%	2%	3%	2%	2%	1%	3%	2%	4%	2%
% who answered question	95%	97%	98%	97%	95%	96%	97%	98%	98%	99%

The school principal and teachers consistently enforce school rules. (E2)	State Results				State Results					
	6 th	8 th	11 th	All grades	6 th		8 th		11 th	
	Total	Total	Total		Male	Female	Male	Female	Male	Female
Strongly agree	57%	39%	22%	39%	58%	57%	41%	38%	24%	21%
Agree	34%	46%	51%	44%	33%	34%	45%	47%	52%	50%
Disagree	7%	12%	21%	14%	7%	7%	11%	13%	18%	24%
Strongly disagree	2%	3%	5%	4%	2%	2%	3%	2%	6%	5%
% who answered question	94%	97%	98%	97%	94%	95%	96%	98%	98%	99%

If I skipped school at least one of my parents/guardians would be notified. (E3)	State Results				State Results					
	6 th	8 th	11 th	All grades	6 th		8 th		11 th	
	Total	Total	Total		Male	Female	Male	Female	Male	Female
Strongly agree	69%	53%	37%	52%	68%	70%	51%	54%	36%	39%
Agree	23%	37%	49%	37%	24%	23%	38%	37%	50%	48%
Disagree	5%	8%	11%	8%	5%	4%	8%	7%	11%	11%
Strongly disagree	3%	3%	3%	3%	4%	3%	4%	2%	4%	2%
% who answered question	94%	96%	98%	96%	93%	95%	96%	97%	97%	98%

Students caught drinking, smoking, or using illegal drugs are not allowed to participate in extra-curricular activities. (E4)	State Results				State Results					
	6 th	8 th	11 th	All grades	6 th		8 th		11 th	
	Total	Total	Total		Male	Female	Male	Female	Male	Female
Strongly agree	81%	67%	47%	65%	81%	82%	67%	68%	46%	48%
Agree	14%	25%	40%	27%	14%	14%	25%	25%	41%	40%
Disagree	2%	5%	9%	5%	2%	2%	5%	5%	9%	9%
Strongly disagree	2%	3%	4%	3%	3%	2%	3%	2%	5%	3%
% who answered question	94%	97%	98%	96%	93%	95%	96%	97%	97%	99%

If I got in trouble at school for breaking a rule at least one of my parents would support the school's disciplinary action. (E5)	State Results				State Results					
	6 th	8 th	11 th	All	6 th		8 th		11 th	
	Total	Total	Total	grades	Male	Female	Male	Female	Male	Female
Strongly agree	61%	48%	35%	48%	59%	63%	45%	50%	33%	38%
Agree	30%	39%	49%	40%	31%	29%	40%	38%	50%	49%
Disagree	6%	10%	12%	9%	7%	5%	10%	9%	13%	11%
Strongly disagree	3%	3%	4%	3%	4%	3%	4%	3%	5%	2%
% who answered question	94%	97%	98%	96%	93%	95%	96%	97%	97%	99%

When a student is being bullied at school, how often do the teachers or other adults at school try to put a stop to it? (E6)	State Results				State Results					
	6 th	8 th	11 th	All	6 th		8 th		11 th	
	Total	Total	Total	grades	Male	Female	Male	Female	Male	Female
Almost never	7%	10%	11%	10%	8%	5%	12%	8%	13%	9%
Once in a while	9%	15%	20%	15%	10%	8%	16%	15%	20%	21%
Sometimes	13%	19%	23%	18%	13%	13%	18%	20%	20%	25%
Often	19%	23%	24%	22%	20%	18%	24%	23%	24%	23%
Almost always	52%	32%	22%	35%	48%	55%	31%	34%	23%	22%
% who answered question	91%	94%	96%	94%	89%	92%	93%	96%	95%	98%

How wrong would most of the students in your school feel it would be for you to drink beer, wine or hard liquor? (E7)	State Results				State Results					
	6 th	8 th	11 th	All	6 th		8 th		11 th	
	Total	Total	Total	grades	Male	Female	Male	Female	Male	Female
Very wrong	75%	44%	9%	42%	75%	76%	46%	42%	10%	8%
Wrong	16%	27%	12%	18%	15%	16%	26%	28%	13%	11%
A little wrong	4%	16%	27%	16%	4%	4%	14%	18%	26%	27%
Not wrong at all	1%	6%	44%	18%	1%	1%	6%	7%	41%	47%
Don't know	4%	7%	9%	7%	5%	4%	8%	6%	10%	7%
% who answered question	95%	97%	98%	97%	94%	96%	97%	98%	98%	99%

How wrong would most of the students in your school feel it would be for you to smoke cigarettes? (E8)	State Results				State Results					
	6 th	8 th	11 th	All grades	6 th		8 th		11 th	
	Total	Total	Total		Male	Female	Male	Female	Male	Female
Very wrong	77%	52%	15%	47%	78%	77%	55%	49%	18%	13%
Wrong	15%	27%	23%	22%	14%	16%	26%	28%	24%	21%
A little wrong	3%	11%	29%	15%	2%	3%	9%	13%	27%	32%
Not wrong at all	1%	4%	23%	10%	1%	1%	4%	4%	21%	26%
Don't know	4%	6%	10%	7%	4%	3%	7%	6%	11%	8%
% who answered question	94%	97%	98%	96%	93%	95%	96%	97%	97%	98%

How wrong would most of the students in your school feel it would be for you to smoke marijuana? (E9)	State Results				State Results					
	6 th	8 th	11 th	All grades	6 th		8 th		11 th	
	Total	Total	Total		Male	Female	Male	Female	Male	Female
Very wrong	85%	64%	26%	57%	84%	85%	64%	64%	27%	25%
Wrong	9%	20%	25%	18%	9%	10%	20%	21%	25%	25%
A little wrong	1%	6%	22%	10%	1%	1%	6%	7%	21%	24%
Not wrong at all	1%	3%	17%	7%	1%	0%	3%	3%	16%	17%
Don't know	4%	6%	10%	7%	4%	3%	7%	5%	11%	8%
% who answered question	94%	96%	97%	96%	93%	95%	96%	97%	97%	98%

How wrong would the students in your school feel it would be for you to use any other illegal drugs? (E10)	State Results				State Results					
	6 th	8 th	11 th	All grades	6 th		8 th		11 th	
	Total	Total	Total		Male	Female	Male	Female	Male	Female
Very wrong	84%	65%	38%	62%	84%	84%	65%	65%	39%	37%
Wrong	10%	20%	28%	19%	9%	10%	19%	20%	26%	29%
A little wrong	2%	6%	15%	8%	2%	2%	5%	6%	14%	17%
Not wrong at all	1%	3%	8%	4%	1%	1%	3%	3%	9%	8%
Don't know	4%	6%	11%	7%	4%	4%	7%	6%	12%	9%
% who answered question	94%	96%	98%	96%	93%	95%	96%	97%	97%	98%

How wrong would most of the students in your school feel it would be for you to start a physical fight with someone? (E11)	State Results				State Results					
	6 th	8 th	11 th	All grades	6 th		8 th		11 th	
	Total	Total	Total		Male	Female	Male	Female	Male	Female
Very wrong	59%	35%	15%	36%	57%	62%	34%	36%	14%	15%
Wrong	22%	24%	22%	23%	22%	23%	22%	26%	20%	25%
A little wrong	10%	21%	30%	20%	11%	8%	21%	21%	28%	31%
Not wrong at all	4%	13%	24%	14%	5%	3%	15%	12%	26%	21%
Don't know	5%	7%	10%	7%	5%	4%	8%	6%	11%	9%
% who answered question	94%	96%	97%	95%	93%	94%	95%	96%	97%	98%

How wrong would the students in your school feel it would be for you to carry a gun, knife or other weapon to school? (E12)	State Results				State Results					
	6 th	8 th	11 th	All grades	6 th		8 th		11 th	
	Total	Total	Total		Male	Female	Male	Female	Male	Female
Very wrong	84%	66%	47%	65%	83%	84%	65%	66%	44%	50%
Wrong	10%	20%	26%	19%	10%	10%	19%	20%	25%	27%
A little wrong	2%	6%	11%	6%	2%	2%	6%	6%	12%	10%
Not wrong at all	1%	3%	7%	4%	1%	1%	3%	2%	8%	5%
Don't know	4%	6%	10%	7%	4%	3%	7%	5%	11%	8%
% who answered question	93%	96%	97%	95%	92%	94%	95%	96%	97%	98%

How wrong would the students in your school feel it would be for you to go to a party where kids were using alcohol? (E13)	State Results				State Results					
	6 th	8 th	11 th	All grades	6 th		8 th		11 th	
	Total	Total	Total		Male	Female	Male	Female	Male	Female
Very wrong	76%	45%	11%	43%	76%	76%	48%	43%	13%	9%
Wrong	14%	24%	12%	16%	14%	14%	23%	24%	13%	10%
A little wrong	4%	15%	22%	14%	3%	4%	13%	17%	22%	23%
Not wrong at all	2%	9%	46%	20%	2%	2%	9%	10%	42%	51%
Don't know	5%	7%	9%	7%	5%	4%	8%	7%	11%	7%
% who answered question	93%	96%	97%	95%	92%	94%	95%	96%	97%	98%

How wrong would the students in your school feel it would be for you to go to a party where kids were using drugs? (E14)	State Results				State Results					
	6 th	8 th	11 th	All	6 th		8 th		11 th	
	Total	Total	Total	grades	Male	Female	Male	Female	Male	Female
Very wrong	82%	59%	24%	54%	82%	82%	61%	57%	27%	22%
Wrong	11%	21%	23%	18%	10%	11%	19%	22%	24%	22%
A little wrong	2%	8%	22%	11%	2%	2%	7%	9%	20%	25%
Not wrong at all	1%	5%	20%	9%	1%	1%	4%	5%	18%	21%
Don't know	4%	7%	11%	8%	5%	4%	8%	6%	12%	9%
% who answered question	93%	96%	98%	96%	92%	95%	95%	97%	97%	98%

My teachers care about me. (E15)	State Results				State Results					
	6 th	8 th	11 th	All	6 th		8 th		11 th	
	Total	Total	Total	grades	Male	Female	Male	Female	Male	Female
Strongly agree	56%	28%	16%	33%	52%	59%	27%	29%	17%	15%
Agree	38%	56%	63%	53%	40%	36%	55%	57%	60%	65%
Disagree	4%	12%	16%	11%	5%	3%	12%	11%	17%	16%
Strongly disagree	2%	5%	5%	4%	3%	1%	6%	3%	6%	3%
% who answered question	95%	97%	98%	96%	94%	95%	96%	97%	97%	99%

My teachers are available to talk with students one-on-one. (E16)	State Results				State Results					
	6 th	8 th	11 th	All	6 th		8 th		11 th	
	Total	Total	Total	grades	Male	Female	Male	Female	Male	Female
Strongly agree	59%	34%	19%	37%	58%	60%	34%	35%	20%	18%
Agree	34%	50%	61%	49%	35%	34%	51%	50%	61%	61%
Disagree	5%	12%	16%	11%	5%	5%	11%	12%	14%	17%
Strongly disagree	2%	3%	4%	3%	2%	1%	4%	3%	5%	3%
% who answered question	94%	96%	98%	96%	93%	95%	96%	97%	97%	99%

My teachers notice when I am doing a good job and let me know about it. (E17)	State Results				State Results					
	6 th	8 th	11 th	All	6 th		8 th		11 th	
	Total	Total	Total	grades	Male	Female	Male	Female	Male	Female
Strongly agree	55%	32%	16%	34%	54%	56%	32%	32%	17%	15%
Agree	36%	48%	54%	46%	36%	36%	48%	49%	55%	54%
Disagree	7%	16%	24%	16%	7%	7%	15%	17%	22%	27%
Strongly disagree	2%	4%	5%	4%	3%	1%	5%	3%	6%	4%
% who answered question	94%	96%	98%	96%	93%	94%	96%	97%	97%	98%

Students in my school treat each other with respect. (E18)	State Results				State Results					
	6 th	8 th	11 th	All	6 th		8 th		11 th	
	Total	Total	Total	grades	Male	Female	Male	Female	Male	Female
Strongly agree	28%	13%	7%	16%	30%	26%	15%	11%	9%	5%
Agree	43%	40%	40%	41%	42%	45%	41%	39%	43%	37%
Disagree	22%	35%	39%	32%	21%	23%	32%	37%	35%	43%
Strongly disagree	6%	13%	13%	11%	7%	6%	12%	13%	12%	15%
% who answered question	93%	96%	97%	95%	92%	94%	95%	96%	97%	98%

I feel safe at school. (E19)	State Results				State Results					
	6 th	8 th	11 th	All	6 th		8 th		11 th	
	Total	Total	Total	grades	Male	Female	Male	Female	Male	Female
Strongly agree	54%	31%	18%	34%	51%	56%	31%	31%	20%	17%
Agree	36%	52%	64%	51%	37%	36%	52%	53%	62%	65%
Disagree	7%	12%	13%	11%	8%	6%	13%	12%	13%	14%
Strongly disagree	3%	5%	5%	4%	4%	2%	5%	4%	5%	4%
% who answered question	93%	96%	97%	96%	93%	94%	95%	96%	97%	98%

I care about my school. (E20)	State Results				State Results					
	6 th	8 th	11 th	All	6 th		8 th		11 th	
	Total	Total	Total	grades	Male	Female	Male	Female	Male	Female
Strongly agree	59%	31%	18%	35%	54%	63%	29%	34%	17%	18%
Agree	34%	50%	56%	47%	36%	32%	48%	51%	53%	60%
Disagree	5%	13%	18%	12%	6%	3%	15%	11%	20%	17%
Strongly disagree	3%	6%	7%	6%	4%	1%	8%	4%	10%	5%
% who answered question	93%	96%	97%	95%	92%	94%	95%	96%	96%	98%

I try to do my best in school. (E21)	State Results				State Results					
	6 th	8 th	11 th	All	6 th		8 th		11 th	
	Total	Total	Total	grades	Male	Female	Male	Female	Male	Female
Strongly agree	76%	52%	34%	53%	73%	79%	48%	56%	28%	40%
Agree	22%	41%	52%	39%	24%	20%	44%	39%	53%	51%
Disagree	1%	5%	11%	6%	2%	1%	6%	4%	15%	7%
Strongly disagree	1%	2%	3%	2%	1%	0%	2%	1%	4%	1%
% who answered question	94%	96%	97%	96%	93%	94%	95%	97%	97%	98%

I plan to finish high school. (E22)	State Results				State Results					
	6 th	8 th	11 th	All	6 th		8 th		11 th	
	Total	Total	Total	grades	Male	Female	Male	Female	Male	Female
Strongly agree	84%	75%	70%	76%	82%	87%	71%	80%	64%	76%
Agree	14%	22%	26%	21%	16%	12%	25%	18%	31%	21%
Disagree	1%	2%	2%	2%	1%	1%	2%	1%	3%	1%
Strongly disagree	1%	1%	2%	1%	1%	0%	2%	1%	2%	1%
% who answered question	93%	96%	97%	95%	92%	94%	95%	96%	97%	98%

My school lets a parent/guardian know if I'm doing a good job. (E23)	State Results				State Results					
	6 th	8 th	11 th	All	6 th		8 th		11 th	
	Total	Total	Total	grades	Male	Female	Male	Female	Male	Female
Strongly agree	55%	31%	18%	34%	55%	55%	32%	30%	19%	18%
Agree	34%	42%	43%	40%	33%	35%	42%	42%	44%	41%
Disagree	9%	21%	31%	20%	9%	8%	19%	22%	27%	34%
Strongly disagree	3%	6%	9%	6%	4%	2%	7%	5%	10%	7%
% who answered question	93%	96%	97%	95%	92%	94%	95%	96%	96%	98%

My school lets a parent/guardian know if I've done something wrong. (E24)	State Results				State Results					
	6 th	8 th	11 th	All	6 th		8 th		11 th	
	Total	Total	Total	grades	Male	Female	Male	Female	Male	Female
Strongly agree	67%	46%	32%	48%	66%	68%	45%	47%	31%	33%
Agree	29%	46%	57%	45%	29%	29%	47%	46%	56%	58%
Disagree	2%	6%	8%	5%	3%	2%	6%	5%	8%	8%
Strongly disagree	1%	2%	3%	2%	1%	1%	3%	2%	4%	2%
% who answered question	92%	95%	97%	95%	92%	93%	95%	96%	96%	97%

There is a least one adult at school that I could go to for help with a problem. (E25)	State Results				State Results					
	6 th	8 th	11 th	All	6 th		8 th		11 th	
	Total	Total	Total	grades	Male	Female	Male	Female	Male	Female
Strongly agree	71%	50%	37%	52%	69%	73%	47%	54%	33%	40%
Agree	24%	39%	50%	38%	25%	22%	42%	37%	52%	47%
Disagree	3%	7%	10%	7%	3%	3%	7%	6%	10%	10%
Strongly disagree	2%	4%	4%	3%	3%	2%	5%	3%	5%	3%
% who answered question	93%	96%	97%	95%	92%	94%	95%	96%	97%	98%

I do the homework that is assigned. (E26)	State Results				State Results					
	6 th	8 th	11 th	All	6 th		8 th		11 th	
	Total	Total	Total	grades	Male	Female	Male	Female	Male	Female
Strongly agree	70%	51%	32%	50%	66%	74%	46%	55%	26%	38%
Agree	27%	43%	56%	43%	30%	24%	47%	39%	58%	54%
Disagree	2%	5%	10%	6%	3%	2%	6%	4%	12%	7%
Strongly disagree	1%	2%	2%	2%	1%	0%	2%	1%	4%	1%
% who answered question	93%	96%	97%	95%	92%	94%	95%	96%	96%	98%

My school provides me with the skills to get a job. (E27)	State Results				State Results					
	6 th	8 th	11 th	All	6 th		8 th		11 th	
	Total	Total	Total	grades	Male	Female	Male	Female	Male	Female
Strongly agree	62%	41%	23%	41%	62%	63%	40%	41%	22%	23%
Agree	31%	47%	59%	46%	30%	31%	47%	47%	58%	59%
Disagree	5%	9%	15%	10%	5%	5%	9%	9%	14%	15%
Strongly disagree	2%	3%	4%	3%	2%	1%	4%	2%	5%	3%
% who answered question	92%	95%	96%	94%	91%	92%	94%	95%	96%	97%

My school provides opportunities to learn about many different careers. (E28)	State Results				State Results					
	6 th	8 th	11 th	All	6 th		8 th		11 th	
	Total	Total	Total	grades	Male	Female	Male	Female	Male	Female
Strongly agree	56%	36%	23%	37%	57%	55%	37%	35%	23%	22%
Agree	33%	45%	56%	45%	32%	34%	46%	45%	57%	55%
Disagree	9%	15%	17%	14%	9%	9%	13%	16%	15%	20%
Strongly disagree	3%	4%	4%	4%	3%	2%	4%	3%	5%	3%
% who answered question	91%	94%	96%	94%	90%	92%	94%	95%	96%	97%

The training I get in my school gives me confidence that I will be able to get the kind of job I want. (E29)	State Results				State Results					
	6 th	8 th	11 th	All	6 th		8 th		11 th	
	Total	Total	Total	grades	Male	Female	Male	Female	Male	Female
Strongly agree	59%	37%	20%	38%	59%	59%	37%	36%	21%	19%
Agree	30%	44%	53%	43%	29%	30%	44%	44%	54%	53%
Disagree	8%	15%	22%	15%	8%	9%	14%	16%	19%	24%
Strongly disagree	3%	5%	5%	4%	4%	2%	5%	4%	6%	4%
% who answered question	92%	95%	97%	95%	91%	93%	94%	96%	96%	98%

My school has taught me how to apply for a job. (E30)	State Results				State Results					
	6 th	8 th	11 th	All	6 th		8 th		11 th	
	Total	Total	Total	grades	Male	Female	Male	Female	Male	Female
Strongly agree	29%	19%	15%	21%	31%	26%	22%	17%	16%	13%
Agree	25%	30%	42%	33%	25%	24%	32%	29%	45%	40%
Disagree	34%	39%	35%	36%	30%	37%	34%	44%	30%	40%
Strongly disagree	13%	12%	8%	11%	13%	12%	12%	11%	9%	7%
% who answered question	91%	95%	97%	94%	90%	92%	94%	95%	96%	98%

My school has taught me appropriate job interview skills. (E31)	State Results				State Results					
	6 th	8 th	11 th	All	6 th		8 th		11 th	
	Total	Total	Total	grades	Male	Female	Male	Female	Male	Female
Strongly agree	31%	20%	16%	22%	33%	29%	22%	18%	17%	14%
Agree	25%	32%	43%	34%	25%	25%	33%	31%	45%	41%
Disagree	31%	36%	33%	33%	28%	34%	31%	40%	28%	37%
Strongly disagree	13%	12%	9%	11%	14%	12%	13%	11%	10%	8%
% who answered question	91%	95%	97%	94%	90%	92%	94%	95%	96%	98%

At school, my grades are mostly ... (E32)	State Results				State Results					
	6 th	8 th	11 th	All	6 th		8 th		11 th	
	Total	Total	Total	grades	Male	Female	Male	Female	Male	Female
Excellent	31%	24%	18%	24%	28%	34%	22%	26%	16%	20%
Above average	34%	37%	39%	36%	34%	33%	37%	37%	37%	40%
Average	31%	34%	37%	34%	33%	30%	35%	33%	39%	36%
Below average	3%	4%	4%	4%	4%	2%	5%	3%	6%	3%
Failing	1%	1%	1%	1%	1%	1%	1%	1%	2%	1%
% who answered question	89%	92%	95%	92%	87%	91%	90%	94%	93%	96%

Section F: Family Questions

In my home there are clear rules about what I can and cannot do. (F1)	State Results				State Results					
	6 th	8 th	11 th	All grades	6 th		8 th		11 th	
	Total	Total	Total		Male	Female	Male	Female	Male	Female
Strongly agree	67%	51%	38%	51%	66%	68%	51%	51%	36%	39%
Agree	29%	41%	49%	40%	29%	28%	41%	40%	51%	47%
Disagree	4%	7%	11%	7%	4%	4%	6%	8%	10%	12%
Strongly disagree	1%	2%	2%	2%	1%	1%	2%	1%	3%	2%
% who answered question	92%	95%	97%	95%	91%	93%	94%	96%	96%	98%

I have a happy home. (F2)	State Results				State Results					
	6 th	8 th	11 th	All grades	6 th		8 th		11 th	
	Total	Total	Total		Male	Female	Male	Female	Male	Female
Strongly agree	63%	47%	36%	48%	63%	63%	49%	46%	36%	37%
Agree	29%	39%	47%	39%	29%	30%	40%	38%	49%	45%
Disagree	6%	10%	12%	9%	6%	6%	8%	11%	11%	14%
Strongly disagree	2%	4%	4%	4%	2%	2%	3%	4%	4%	5%
% who answered question	91%	94%	96%	94%	91%	92%	93%	95%	95%	98%

There are people living in my home who have a serious alcohol or drug problem. (F3)	State Results				State Results					
	6 th	8 th	11 th	All grades	6 th		8 th		11 th	
	Total	Total	Total		Male	Female	Male	Female	Male	Female
Strongly agree	10%	8%	6%	8%	12%	9%	9%	7%	7%	6%
Agree	7%	8%	10%	9%	8%	6%	9%	8%	12%	9%
Disagree	17%	22%	25%	22%	18%	16%	22%	21%	27%	24%
Strongly disagree	65%	62%	58%	62%	62%	69%	59%	65%	54%	62%
% who answered question	91%	94%	97%	94%	90%	92%	93%	95%	96%	97%

I feel very close to at least one of my parents/guardians. (F4)	State Results				State Results					
	6 th	8 th	11 th	All grades	6 th		8 th		11 th	
	Total	Total	Total		Male	Female	Male	Female	Male	Female
Strongly agree	79%	60%	43%	60%	78%	79%	60%	59%	42%	45%
Agree	17%	30%	40%	29%	18%	16%	31%	28%	43%	36%
Disagree	3%	7%	13%	8%	2%	3%	6%	9%	11%	14%
Strongly disagree	2%	3%	4%	3%	2%	2%	2%	4%	4%	5%
% who answered question	91%	94%	96%	94%	90%	92%	93%	95%	95%	97%

I can talk about the things that bother me or I don't understand with someone in my home. (F5)	State Results				State Results					
	6 th	8 th	11 th	All	6 th		8 th		11 th	
	Total	Total	Total	grades	Male	Female	Male	Female	Male	Female
Strongly agree	64%	46%	34%	48%	64%	65%	45%	46%	31%	38%
Agree	25%	35%	41%	34%	25%	24%	37%	33%	45%	38%
Disagree	7%	13%	18%	13%	7%	7%	13%	14%	18%	17%
Strongly disagree	4%	6%	7%	6%	4%	4%	5%	7%	7%	7%
% who answered question	91%	94%	97%	94%	90%	92%	93%	95%	96%	98%

I can get help and support when I need it from someone in my home. (F6)	State Results				State Results					
	6 th	8 th	11 th	All	6 th		8 th		11 th	
	Total	Total	Total	grades	Male	Female	Male	Female	Male	Female
Strongly agree	72%	54%	41%	55%	71%	73%	54%	55%	38%	44%
Agree	23%	35%	44%	34%	23%	22%	37%	33%	48%	41%
Disagree	3%	7%	10%	7%	3%	3%	6%	8%	10%	11%
Strongly disagree	2%	4%	5%	4%	2%	2%	3%	4%	4%	5%
% who answered question	91%	94%	97%	94%	90%	93%	93%	95%	96%	98%

How often does a parent/guardian know where I am and who I am with, especially in the evening and on weekends? (F7)	State Results				State Results					
	6 th	8 th	11 th	All	6 th		8 th		11 th	
	Total	Total	Total	grades	Male	Female	Male	Female	Male	Female
Never	4%	3%	4%	4%	5%	3%	4%	2%	6%	3%
Sometimes	8%	13%	21%	14%	9%	6%	15%	12%	24%	18%
Often	17%	25%	33%	25%	21%	13%	29%	20%	36%	30%
Always	71%	59%	42%	57%	64%	78%	52%	66%	34%	49%
% who answered question	91%	94%	97%	94%	90%	92%	93%	95%	96%	98%

How often does a parent/guardian check to make sure I have done the things I am supposed to do? (F8)	State Results				State Results					
	6 th	8 th	11 th	All	6 th		8 th		11 th	
	Total	Total	Total	grades	Male	Female	Male	Female	Male	Female
Never	5%	5%	9%	6%	6%	4%	5%	5%	10%	8%
Sometimes	9%	18%	30%	20%	10%	8%	18%	18%	31%	29%
Often	20%	28%	34%	27%	21%	18%	30%	26%	35%	32%
Always	67%	49%	27%	47%	63%	70%	47%	51%	24%	30%
% who answered question	91%	94%	97%	94%	89%	92%	93%	95%	96%	98%

How often does a parent/guardian generally find out if I have done something wrong, and then punishes me? (F9)	State Results				State Results					
	6 th	8 th	11 th	All	6 th		8 th		11 th	
	Total	Total	Total	grades	Male	Female	Male	Female	Male	Female
Never	6%	6%	10%	7%	7%	5%	6%	6%	10%	9%
Sometimes	17%	24%	35%	26%	17%	17%	23%	24%	35%	35%
Often	27%	32%	31%	30%	28%	26%	33%	30%	33%	30%
Always	50%	39%	24%	37%	48%	52%	37%	40%	21%	26%
% who answered question	90%	94%	96%	93%	89%	91%	93%	95%	95%	98%

When I am doing a good job, how often does someone in my home let me know about it? (F10)	State Results				State Results					
	6 th	8 th	11 th	All	6 th		8 th		11 th	
	Total	Total	Total	grades	Male	Female	Male	Female	Male	Female
Never	7%	9%	11%	9%	9%	6%	9%	8%	12%	10%
Sometimes	15%	24%	33%	25%	16%	14%	24%	24%	33%	33%
Often	23%	29%	31%	28%	25%	22%	30%	27%	33%	29%
Always	54%	38%	25%	38%	50%	58%	37%	40%	22%	27%
% who answered question	90%	93%	96%	93%	89%	91%	92%	94%	95%	97%

How often does someone in my home help me with my schoolwork? (F11)	State Results				State Results					
	6 th	8 th	11 th	All	6 th		8 th		11 th	
	Total	Total	Total	grades	Male	Female	Male	Female	Male	Female
Never	7%	13%	30%	17%	9%	6%	13%	12%	31%	30%
Sometimes	22%	31%	40%	32%	23%	21%	30%	32%	39%	41%
Often	23%	25%	17%	22%	24%	22%	26%	24%	18%	16%
Always	47%	31%	12%	29%	44%	51%	30%	32%	12%	12%
% who answered question	89%	93%	96%	93%	88%	90%	92%	94%	95%	97%

How often does at least one of my parents/guardians go to school activities that I am involved with? (F12)	State Results				State Results					
	6 th	8 th	11 th	All	6 th		8 th		11 th	
	Total	Total	Total	grades	Male	Female	Male	Female	Male	Female
Never	14%	15%	17%	15%	17%	12%	16%	13%	18%	16%
Sometimes	18%	17%	19%	18%	19%	17%	16%	17%	19%	19%
Often	20%	23%	24%	22%	20%	19%	23%	22%	25%	24%
Always	48%	46%	39%	44%	44%	52%	45%	48%	38%	41%
% who answered question	90%	93%	96%	93%	88%	91%	92%	94%	95%	97%

How wrong would your parents feel it would be for you to drink beer, wine or hard liquor without their permission? (F13)	State Results				State Results					
	6 th	8 th	11 th	All	6 th		8 th		11 th	
	Total	Total	Total	grades	Male	Female	Male	Female	Male	Female
Very wrong	93%	82%	55%	76%	92%	94%	81%	84%	52%	59%
Wrong	4%	11%	24%	13%	5%	4%	11%	10%	24%	23%
A little wrong	1%	4%	15%	7%	1%	1%	4%	4%	16%	14%
Not wrong at all	0%	1%	4%	2%	1%	0%	2%	1%	5%	3%
Don't know	1%	2%	2%	2%	1%	1%	2%	1%	3%	1%
% who answered question	91%	94%	97%	94%	90%	92%	93%	95%	96%	98%

How wrong would your parents/guardians feel it would be for you to smoke cigarettes? (F14)	State Results				State Results					
	6 th	8 th	11 th	All	6 th		8 th		11 th	
	Total	Total	Total	grades	Male	Female	Male	Female	Male	Female
Very wrong	94%	89%	72%	84%	94%	95%	88%	89%	69%	75%
Wrong	4%	7%	17%	10%	4%	4%	8%	7%	18%	16%
A little wrong	1%	2%	6%	3%	1%	1%	1%	2%	6%	5%
Not wrong at all	0%	1%	3%	2%	1%	0%	1%	1%	4%	3%
Don't know	1%	1%	2%	1%	1%	1%	2%	1%	3%	1%
% who answered question	90%	94%	96%	94%	90%	92%	93%	95%	95%	98%

How wrong would your parents/guardians feel it would be for you to smoke marijuana? (F15)	State Results				State Results					
	6 th	8 th	11 th	All	6 th		8 th		11 th	
	Total	Total	Total	grades	Male	Female	Male	Female	Male	Female
Very wrong	96%	92%	83%	90%	96%	97%	91%	94%	79%	87%
Wrong	2%	4%	10%	6%	2%	2%	5%	4%	11%	8%
A little wrong	0%	1%	3%	2%	0%	0%	1%	1%	4%	3%
Not wrong at all	0%	1%	2%	1%	0%	0%	1%	1%	3%	1%
Don't know	1%	1%	2%	1%	1%	1%	2%	1%	3%	1%
% who answered question	90%	94%	96%	93%	89%	91%	93%	95%	95%	98%

How wrong would your parents feel it would be for you to use other illegal drugs? (F16)	State Results				State Results					
	6 th	8 th	11 th	All	6 th		8 th		11 th	
	Total	Total	Total	grades	Male	Female	Male	Female	Male	Female
Very wrong	96%	94%	89%	93%	96%	97%	92%	95%	85%	92%
Wrong	2%	4%	7%	4%	2%	2%	5%	3%	8%	5%
A little wrong	0%	1%	1%	1%	0%	0%	1%	1%	2%	1%
Not wrong at all	0%	1%	1%	1%	0%	0%	1%	0%	2%	1%
Don't know	1%	1%	2%	1%	1%	1%	2%	1%	3%	1%
% who answered question	90%	94%	96%	93%	89%	91%	93%	95%	95%	98%

How wrong would your parents/guardians feel it would be for you to start a physical fight with someone? (F17)	State Results				State Results					
	6 th	8 th	11 th	All	6 th		8 th		11 th	
	Total	Total	Total	grades	Male	Female	Male	Female	Male	Female
Very wrong	81%	69%	59%	69%	78%	85%	65%	73%	52%	67%
Wrong	13%	19%	23%	18%	15%	10%	20%	17%	25%	21%
A little wrong	3%	8%	12%	8%	5%	2%	10%	7%	15%	9%
Not wrong at all	1%	2%	3%	2%	2%	1%	3%	2%	5%	2%
Don't know	1%	2%	2%	2%	2%	1%	2%	1%	3%	1%
% who answered question	90%	93%	96%	93%	89%	91%	92%	95%	95%	97%

How wrong would your parents/guardians feel it would be for you to carry a gun, knife, club or other weapon to school? (F18)	State Results				State Results					
	6 th	8 th	11 th	All	6 th		8 th		11 th	
	Total	Total	Total	grades	Male	Female	Male	Female	Male	Female
Very wrong	96%	92%	85%	91%	95%	97%	90%	94%	80%	91%
Wrong	2%	5%	9%	6%	3%	2%	6%	4%	12%	6%
A little wrong	0%	1%	2%	1%	0%	0%	1%	1%	3%	1%
Not wrong at all	0%	1%	2%	1%	0%	0%	1%	0%	3%	1%
Don't know	1%	1%	2%	1%	1%	1%	2%	1%	3%	1%
% who answered question	90%	93%	96%	93%	89%	91%	92%	94%	95%	97%

How wrong would your parents/guardians feel it would be for you to go to a party where kids under 21 were using alcohol? (F19)	State Results				State Results					
	6 th	8 th	11 th	All	6 th		8 th		11 th	
	Total	Total	Total	grades	Male	Female	Male	Female	Male	Female
Very wrong	94%	86%	63%	80%	93%	94%	85%	88%	60%	66%
Wrong	4%	9%	20%	11%	4%	4%	9%	8%	20%	19%
A little wrong	1%	2%	11%	5%	1%	1%	2%	2%	11%	10%
Not wrong at all	1%	1%	4%	2%	1%	0%	2%	1%	5%	3%
Don't know	1%	2%	2%	2%	1%	1%	2%	1%	3%	1%
% who answered question	90%	93%	96%	93%	89%	91%	92%	94%	95%	97%

How wrong would your parents/guardians feel it would be for you to go to a party where kids were using drugs? (F20)	State Results				State Results					
	6 th	8 th	11 th	All	6 th		8 th		11 th	
	Total	Total	Total	grades	Male	Female	Male	Female	Male	Female
Very wrong	96%	92%	81%	89%	95%	96%	91%	93%	78%	85%
Wrong	3%	5%	11%	6%	3%	2%	6%	5%	12%	10%
A little wrong	0%	1%	3%	2%	0%	0%	1%	1%	4%	3%
Not wrong at all	0%	1%	2%	1%	0%	0%	1%	1%	3%	1%
Don't know	1%	1%	2%	1%	1%	1%	2%	1%	3%	1%
% who answered question	90%	93%	96%	93%	89%	91%	92%	94%	95%	97%

Section G: Community Questions

In your neighborhood or community, how difficult do you think it would be for a kid your age to get cigarettes? (G1)	State Results				State Results					
	6 th	8 th	11 th	All	6 th		8 th		11 th	
	Total	Total	Total	grades	Male	Female	Male	Female	Male	Female
Very hard	55%	30%	9%	30%	55%	54%	31%	28%	10%	8%
Hard	20%	28%	14%	21%	19%	21%	27%	28%	15%	14%
Easy	8%	22%	38%	24%	9%	8%	21%	24%	37%	40%
Very easy	4%	9%	31%	15%	4%	3%	9%	9%	31%	32%
Don't know	13%	11%	7%	11%	13%	14%	12%	11%	8%	7%
% who answered question	90%	94%	97%	94%	89%	91%	93%	95%	96%	98%

In your neighborhood or community, how difficult do you think it would be for a kid your age to get alcoholic beverages? (G2)	State Results				State Results					
	6 th	8 th	11 th	All	6 th		8 th		11 th	
	Total	Total	Total	grades	Male	Female	Male	Female	Male	Female
Very hard	53%	26%	7%	28%	52%	53%	27%	24%	8%	6%
Hard	20%	26%	13%	20%	20%	21%	25%	26%	14%	11%
Easy	11%	27%	40%	26%	11%	10%	26%	28%	39%	41%
Very easy	4%	11%	34%	17%	5%	4%	11%	12%	31%	36%
Don't know	12%	10%	6%	10%	12%	13%	11%	10%	7%	5%
% who answered question	90%	93%	96%	93%	89%	91%	93%	94%	96%	97%

In your neighborhood or community, how difficult do you think it would be for a kid your age to get marijuana? (G3)	State Results				State Results					
	6 th	8 th	11 th	All	6 th		8 th		11 th	
	Total	Total	Total	grades	Male	Female	Male	Female	Male	Female
Very hard	71%	48%	15%	44%	71%	70%	49%	47%	17%	14%
Hard	11%	21%	19%	17%	10%	12%	20%	22%	20%	18%
Easy	3%	11%	31%	16%	4%	3%	11%	12%	29%	33%
Very easy	2%	6%	20%	10%	2%	2%	6%	5%	21%	19%
Don't know	13%	14%	14%	14%	12%	13%	14%	14%	13%	15%
% who answered question	90%	93%	96%	93%	89%	91%	92%	94%	95%	97%

In your neighborhood or community, how difficult do you think it would be for a kid your age to get methamphetamines? (G4)	State Results				State Results					
	6 th	8 th	11 th	All	6 th		8 th		11 th	
	Total	Total	Total	grades	Male	Female	Male	Female	Male	Female
Very hard	72%	54%	25%	49%	72%	71%	55%	53%	27%	23%
Hard	10%	20%	28%	20%	10%	11%	20%	21%	29%	28%
Easy	3%	7%	16%	9%	3%	2%	6%	7%	14%	17%
Very easy	2%	3%	8%	5%	2%	1%	4%	3%	9%	7%
Don't know	14%	16%	23%	18%	14%	14%	15%	16%	21%	25%
% who answered question	89%	93%	96%	93%	88%	90%	92%	94%	95%	97%

In your neighborhood or community, how difficult do you think it would be for a kid your age to get amphetamines? (G5)	State Results				State Results					
	6 th	8 th	11 th	All	6 th		8 th		11 th	
	Total	Total	Total	grades	Male	Female	Male	Female	Male	Female
Very hard	72%	54%	26%	50%	72%	71%	55%	53%	29%	24%
Hard	10%	20%	27%	20%	10%	11%	19%	21%	28%	27%
Easy	2%	7%	15%	8%	3%	2%	6%	7%	13%	17%
Very easy	2%	3%	8%	4%	2%	1%	4%	3%	9%	7%
Don't know	14%	16%	24%	18%	14%	14%	16%	17%	21%	26%
% who answered question	89%	93%	96%	93%	88%	90%	92%	94%	95%	97%

In your neighborhood or community, how difficult do you think it would be for a kid your age to get other illegal drugs? (G6)	State Results				State Results					
	6 th	8 th	11 th	All	6 th		8 th		11 th	
	Total	Total	Total	grades	Male	Female	Male	Female	Male	Female
Very hard	72%	54%	27%	50%	73%	71%	55%	52%	30%	24%
Hard	11%	20%	26%	19%	10%	12%	19%	21%	26%	26%
Easy	3%	8%	16%	9%	3%	3%	7%	8%	14%	18%
Very easy	2%	4%	8%	5%	2%	2%	4%	3%	9%	7%
Don't know	13%	15%	23%	17%	13%	13%	15%	16%	21%	25%
% who answered question	89%	93%	96%	93%	88%	90%	92%	94%	95%	97%

In your neighborhood or community, how difficult do you think it would be for a kid your age to get a handgun? (G7)	State Results				State Results					
	6 th	8 th	11 th	All	6 th		8 th		11 th	
	Total	Total	Total	grades	Male	Female	Male	Female	Male	Female
Very hard	60%	43%	25%	42%	59%	62%	44%	43%	27%	24%
Hard	16%	25%	27%	23%	16%	16%	24%	26%	27%	27%
Easy	6%	11%	17%	12%	7%	5%	12%	11%	17%	17%
Very easy	4%	5%	8%	6%	5%	3%	6%	4%	10%	6%
Don't know	14%	15%	23%	17%	13%	14%	14%	16%	19%	26%
% who answered question	89%	93%	96%	93%	88%	90%	92%	94%	95%	97%

How wrong would most adults in your neighborhood and/or community feel it would be for you to drink alcohol? (G8)	State Results				State Results					
	6 th	8 th	11 th	All	6 th		8 th		11 th	
	Total	Total	Total	grades	Male	Female	Male	Female	Male	Female
Very wrong	82%	66%	38%	61%	81%	83%	66%	66%	35%	42%
Wrong	11%	21%	35%	23%	11%	10%	21%	21%	35%	35%
A little wrong	2%	5%	15%	7%	2%	2%	5%	5%	16%	13%
Not wrong at all	1%	2%	4%	2%	1%	0%	2%	1%	5%	3%
Don't know	5%	6%	8%	7%	5%	5%	7%	6%	9%	7%
% who answered question	90%	93%	96%	93%	89%	91%	92%	94%	95%	97%

How wrong would most adults in your neighborhood and/or community feel it would be for you to smoke cigarettes? (G9)	State Results				State Results					
	6 th	8 th	11 th	All	6 th		8 th		11 th	
	Total	Total	Total	grades	Male	Female	Male	Female	Male	Female
Very wrong	83%	70%	44%	65%	82%	83%	71%	70%	41%	47%
Wrong	10%	18%	33%	21%	10%	11%	18%	19%	33%	32%
A little wrong	2%	4%	11%	6%	2%	2%	3%	4%	11%	10%
Not wrong at all	1%	2%	4%	2%	1%	1%	2%	1%	5%	3%
Don't know	5%	6%	8%	6%	5%	4%	6%	6%	10%	7%
% who answered question	89%	93%	96%	93%	88%	91%	92%	94%	95%	97%

How wrong would most adults in your neighborhood and/or community feel it would be for you to smoke marijuana? (G10)	State Results				State Results					
	6 th	8 th	11 th	All	6 th		8 th		11 th	
	Total	Total	Total	grades	Male	Female	Male	Female	Male	Female
Very wrong	88%	79%	60%	75%	88%	89%	78%	80%	56%	65%
Wrong	6%	12%	24%	14%	6%	6%	13%	12%	26%	22%
A little wrong	1%	2%	5%	3%	1%	1%	2%	2%	6%	4%
Not wrong at all	0%	1%	2%	1%	1%	0%	1%	1%	3%	2%
Don't know	4%	6%	8%	6%	5%	4%	6%	6%	10%	7%
% who answered question	89%	93%	96%	92%	88%	90%	92%	94%	95%	97%

How wrong would most adults in your community feel it would be for you to use any other illegal drugs? (G11)	State Results				State Results					
	6 th	8 th	11 th	All grades	6 th		8 th		11 th	
	Total	Total	Total		Male	Female	Male	Female	Male	Female
Very wrong	88%	80%	67%	78%	88%	89%	78%	81%	62%	71%
Wrong	6%	12%	20%	13%	6%	6%	12%	11%	22%	18%
A little wrong	1%	2%	3%	2%	1%	1%	2%	2%	4%	3%
Not wrong at all	0%	1%	2%	1%	1%	0%	1%	1%	3%	1%
Don't know	5%	6%	9%	6%	5%	4%	6%	6%	10%	8%
% who answered question	89%	93%	96%	93%	88%	90%	92%	94%	95%	97%

How wrong would most adults in your community feel it would be for you to start a physical fight with someone? (G12)	State Results				State Results					
	6 th	8 th	11 th	All grades	6 th		8 th		11 th	
	Total	Total	Total		Male	Female	Male	Female	Male	Female
Very wrong	72%	60%	47%	59%	69%	75%	57%	62%	42%	52%
Wrong	16%	22%	29%	22%	17%	15%	22%	21%	30%	29%
A little wrong	5%	9%	11%	8%	6%	4%	10%	8%	13%	8%
Not wrong at all	2%	3%	4%	3%	2%	1%	4%	3%	5%	3%
Don't know	5%	7%	9%	7%	5%	5%	7%	6%	10%	8%
% who answered question	89%	92%	96%	92%	88%	90%	92%	93%	95%	97%

How wrong would most adults in your community feel it would be for you to carry a gun, knife or other weapon to school? (G13)	State Results				State Results					
	6 th	8 th	11 th	All grades	6 th		8 th		11 th	
	Total	Total	Total		Male	Female	Male	Female	Male	Female
Very wrong	88%	79%	66%	77%	87%	88%	78%	80%	61%	72%
Wrong	6%	12%	20%	13%	6%	6%	13%	12%	22%	17%
A little wrong	1%	2%	3%	2%	1%	1%	2%	2%	4%	2%
Not wrong at all	1%	1%	2%	1%	1%	0%	1%	1%	3%	1%
Don't know	4%	6%	9%	6%	5%	4%	6%	6%	10%	7%
% who answered question	89%	92%	96%	92%	88%	90%	92%	93%	95%	97%

How wrong would most adults in your community feel it would be for you to go to a party where kids were using alcohol? (G14)	State Results				State Results					
	6 th	8 th	11 th	All	6 th		8 th		11 th	
	Total	Total	Total	grades	Male	Female	Male	Female	Male	Female
Very wrong	84%	72%	48%	67%	84%	85%	72%	72%	45%	50%
Wrong	8%	16%	28%	18%	8%	8%	16%	16%	28%	27%
A little wrong	2%	4%	11%	6%	2%	2%	4%	4%	11%	11%
Not wrong at all	1%	2%	4%	2%	1%	1%	2%	2%	5%	3%
Don't know	5%	7%	9%	7%	5%	5%	7%	6%	10%	8%
% who answered question	89%	92%	96%	92%	87%	90%	91%	93%	95%	97%

How wrong would most adults in your community feel it would be for you to go to a party where kids were using drugs? (G15)	State Results				State Results					
	6 th	8 th	11 th	All	6 th		8 th		11 th	
	Total	Total	Total	grades	Male	Female	Male	Female	Male	Female
Very wrong	87%	77%	60%	74%	87%	87%	77%	78%	57%	64%
Wrong	7%	13%	23%	14%	7%	7%	13%	12%	25%	21%
A little wrong	1%	2%	5%	3%	1%	1%	2%	2%	5%	5%
Not wrong at all	1%	1%	3%	2%	1%	1%	2%	1%	3%	2%
Don't know	5%	6%	9%	7%	5%	5%	6%	6%	10%	8%
% who answered question	89%	92%	96%	92%	87%	90%	91%	93%	95%	97%

My neighborhood is a safe place to live. (G16)	State Results				State Results					
	6 th	8 th	11 th	All	6 th		8 th		11 th	
	Total	Total	Total	grades	Male	Female	Male	Female	Male	Female
Strongly agree	59%	48%	41%	49%	60%	58%	50%	47%	43%	40%
Agree	33%	42%	50%	42%	31%	34%	41%	43%	49%	51%
Disagree	6%	7%	6%	7%	6%	6%	7%	8%	6%	7%
Strongly disagree	2%	2%	2%	2%	3%	2%	3%	2%	3%	1%
% who answered question	89%	93%	96%	93%	88%	90%	92%	94%	95%	97%

In my neighborhood there are lots of fights, crime, or illegal drugs. (G17)	State Results				State Results					
	6 th	8 th	11 th	All	6 th		8 th		11 th	
	Total	Total	Total	grades	Male	Female	Male	Female	Male	Female
Strongly agree	9%	7%	5%	7%	10%	8%	8%	5%	7%	4%
Agree	8%	11%	13%	11%	9%	8%	11%	10%	14%	11%
Disagree	23%	30%	35%	30%	23%	24%	30%	30%	35%	34%
Strongly disagree	59%	52%	47%	53%	58%	61%	51%	54%	44%	50%
% who answered question	89%	92%	96%	92%	88%	90%	91%	93%	95%	97%

If someone in my community saw me do something wrong, they would tell one of my parents. (G18)	State Results				State Results					
	6 th	8 th	11 th	All	6 th		8 th		11 th	
	Total	Total	Total	grades	Male	Female	Male	Female	Male	Female
Strongly agree	62%	41%	24%	41%	61%	63%	40%	42%	23%	25%
Agree	29%	42%	51%	41%	29%	29%	43%	42%	52%	50%
Disagree	6%	13%	20%	13%	7%	6%	12%	13%	20%	21%
Strongly disagree	3%	4%	5%	4%	4%	3%	4%	3%	5%	4%
% who answered question	89%	92%	96%	92%	88%	90%	92%	93%	95%	97%

Adults in my community care about people my age. (G19)	State Results				State Results					
	6 th	8 th	11 th	All	6 th		8 th		11 th	
	Total	Total	Total	grades	Male	Female	Male	Female	Male	Female
Strongly agree	60%	37%	17%	37%	59%	60%	37%	36%	18%	16%
Agree	32%	46%	54%	44%	32%	32%	45%	46%	54%	54%
Disagree	6%	14%	23%	15%	6%	6%	13%	14%	22%	25%
Strongly disagree	3%	4%	5%	4%	3%	2%	4%	3%	6%	5%
% who answered question	88%	92%	95%	92%	87%	89%	91%	93%	94%	96%

My neighbors get along well with each other. (G20)	State Results				State Results					
	6 th	8 th	11 th	All	6 th		8 th		11 th	
	Total	Total	Total	grades	Male	Female	Male	Female	Male	Female
Strongly agree	58%	41%	25%	40%	59%	57%	42%	40%	25%	24%
Agree	31%	44%	58%	45%	30%	32%	44%	45%	58%	59%
Disagree	7%	11%	13%	11%	7%	8%	10%	11%	12%	14%
Strongly disagree	3%	4%	4%	4%	4%	3%	4%	4%	4%	3%
% who answered question	88%	92%	95%	91%	87%	89%	91%	92%	94%	96%

There are enough places for kids my age to go that are alcohol and drug free. (G21)	State Results				State Results					
	6 th	8 th	11 th	All	6 th		8 th		11 th	
	Total	Total	Total	grades	Male	Female	Male	Female	Male	Female
Strongly agree	63%	43%	20%	41%	64%	62%	44%	41%	22%	18%
Agree	21%	36%	47%	35%	21%	22%	36%	36%	49%	45%
Disagree	7%	13%	23%	15%	6%	7%	11%	15%	19%	27%
Strongly disagree	9%	8%	10%	9%	8%	9%	8%	8%	9%	11%
% who answered question	88%	92%	95%	92%	87%	89%	91%	93%	95%	96%

Adults in my neighborhood or community let me know they are proud of me when I do something well. (G22)	State Results				State Results					
	6 th	8 th	11 th	All	6 th		8 th		11 th	
	Total	Total	Total	grades	Male	Female	Male	Female	Male	Female
Strongly agree	47%	27%	14%	29%	48%	46%	29%	25%	16%	13%
Agree	33%	38%	42%	38%	32%	34%	38%	38%	45%	40%
Disagree	14%	25%	31%	24%	13%	14%	23%	27%	28%	34%
Strongly disagree	6%	10%	12%	10%	7%	5%	10%	10%	11%	13%
% who answered question	88%	92%	95%	92%	87%	89%	91%	93%	94%	97%

Adults in my neighborhood or community help me when I need help. (G23)	State Results				State Results					
	6 th	8 th	11 th	All	6 th		8 th		11 th	
	Total	Total	Total	grades	Male	Female	Male	Female	Male	Female
Strongly agree	49%	28%	14%	29%	48%	49%	29%	27%	15%	13%
Agree	34%	43%	49%	42%	34%	35%	42%	44%	49%	48%
Disagree	12%	21%	28%	21%	12%	12%	20%	21%	26%	29%
Strongly disagree	5%	8%	10%	8%	6%	4%	8%	8%	9%	10%
% who answered question	87%	91%	95%	91%	87%	88%	91%	92%	94%	96%

Adults in my neighborhood or community spend time talking with me. (G24)	State Results				State Results					
	6 th	8 th	11 th	All	6 th		8 th		11 th	
	Total	Total	Total	grades	Male	Female	Male	Female	Male	Female
Strongly agree	38%	23%	13%	24%	37%	38%	24%	22%	14%	12%
Agree	33%	37%	44%	38%	32%	35%	36%	38%	44%	43%
Disagree	21%	29%	32%	28%	22%	20%	29%	29%	30%	34%
Strongly disagree	8%	11%	11%	10%	9%	7%	12%	11%	12%	11%
% who answered question	87%	91%	95%	91%	86%	88%	90%	92%	94%	96%

There is a workforce center in or near my community that I would use to help me find a job. (G25)	State Results				State Results					
	6 th	8 th	11 th	All	6 th		8 th		11 th	
	Total	Total	Total	grades	Male	Female	Male	Female	Male	Female
Strongly agree	26%	16%	10%	17%	28%	24%	18%	14%	12%	8%
Agree	25%	30%	33%	29%	24%	26%	30%	29%	35%	31%
Disagree	29%	36%	40%	35%	28%	31%	33%	39%	36%	43%
Strongly disagree	20%	18%	17%	18%	20%	19%	18%	18%	17%	18%
% who answered question	85%	91%	95%	90%	85%	86%	90%	92%	94%	96%

Part IV: Summary of Ever and Current Substance Use Prevalence Rates

Tobacco Use	State Results				State Results					
	6 th	8 th	11 th	All	6 th		8 th		11 th	
Any Tobacco	Total	Total	Total	grades	Male	Female	Male	Female	Male	Female
Current	2%	8%	27%	12%	2%	1%	7%	8%	31%	22%
Ever	5%	16%	42%	21%	6%	4%	16%	16%	46%	38%
Cigarettes										
Current	2%	7%	21%	10%	2%	1%	6%	7%	21%	21%
Ever	4%	14%	37%	19%	5%	3%	13%	15%	37%	36%
Cigars										
Current	1%	2%	11%	5%	1%	0%	3%	2%	17%	5%
Smokeless Tobacco										
Current	0%	1%	8%	3%	0%	0%	2%	1%	14%	2%
Ever	1%	5%	18%	8%	2%	1%	7%	3%	28%	8%

Alcohol Use	State Results				State Results					
	6 th	8 th	11 th	All	6 th		8 th		11 th	
Any Alcohol	Total	Total	Total	grades	Male	Female	Male	Female	Male	Female
Current	4%	14%	41%	20%	5%	4%	13%	15%	41%	40%
Ever	15%	32%	67%	38%	18%	11%	32%	31%	67%	67%

Drug Use	State Results				State Results					
	6 th	8 th	11 th	All	6 th		8 th		11 th	
Any Drug Use	Total	Total	Total	grades	Male	Female	Male	Female	Male	Female
Current	3%	8%	19%	10%	4%	3%	7%	9%	20%	17%
Ever	6%	14%	34%	18%	7%	5%	13%	14%	36%	32%
Amphetamines										
Current	0%	1%	3%	1%	0%	0%	1%	1%	3%	2%
Ever	0%	1%	6%	3%	1%	0%	1%	1%	7%	6%
Cocaine										
Current	0%	1%	2%	1%	0%	0%	1%	1%	3%	2%
Ever	0%	1%	6%	3%	1%	0%	1%	1%	7%	5%
Inhalants										
Current	2%	3%	2%	2%	2%	1%	2%	3%	3%	2%
Ever	4%	7%	9%	7%	5%	3%	6%	7%	10%	7%
Marijuana										
Current	0%	3%	13%	6%	1%	0%	3%	3%	15%	11%
Ever	1%	7%	30%	13%	2%	1%	8%	7%	32%	28%
Methamphetamines										
Current	0%	1%	2%	1%	0%	0%	1%	1%	2%	1%
Ever	0%	1%	4%	2%	1%	0%	1%	1%	5%	3%
Steroids										
Current	0%	0%	1%	1%	0%	0%	1%	0%	2%	1%
Ever	0%	1%	2%	1%	1%	0%	1%	1%	4%	1%
Any other illegal drug use										
Current	0%	1%	3%	1%	0%	0%	1%	1%	4%	2%
Ever	0%	2%	6%	3%	0%	0%	2%	2%	7%	5%

Part V: Other

Non-Participating Districts

A majority of Iowa public school districts (98.4%) participated in the 2005 Iowa Youth Survey. The following districts elected not to participate.

<u>District</u>	<u>County #</u>
AGWSR Community School District	42
Albert City-Truesdale Community School District	11
Eldora-New Providence Community School District	42
Nashua-Plainfield Community School District	19
North Tama County Community School District	86
Waukee Community School District	25

Participating Non-Public Schools

A majority of the Iowa private schools elected not to participate in the 2005 Iowa Youth Survey. The following schools **did** participate.

<u>School</u>	<u>County #</u>
Aquin	31
Beckman High School	31
Burlington Notre Dame	53
Calmar Festina	96
Catholic Schools of Sioux City/IA Center	97
Don Bosco High School	7
Emmetsburg Catholic School	74
Gehlen Catholic School	75
Hennessy	31
Holy Family Catholic	31
Immanuel Lutheran	7
Iowa Mennonite School	92
LaSalle Middle School	57
Marquette Bellevue	49
Newman Catholic	17
Regis Middle School	57
Seton Catholic	31
Shelby County Catholic Schools	83
St. Benedict School	96
St. Edmond's Catholic	94
St. Francis	31
St. Joseph	31
St. Patrick	3
St. Paul	31
St. Peter and Paul School	74
Unity Christian High School	84
Xavier High School	57