

1979 IOWA AFDC CHARACTERISTICS

Research and Statistics Unit  
Bureau of Management Information  
Administrative Services Division  
Iowa Department of Social Services  
Report Number 1031  
July, 1980

STATE LIBRARY COMMISSION OF IOWA  
Historical Building  
DES MOINES, IOWA 50310





## ACKNOWLEDGEMENTS

The completion of the 1979 ADC Characteristics Study involved the time of patience of many people. A special thank you goes to the workers in all 99 counties who filled out the income maintenance study schedules and to the Systems and Programming Section of the Bureau of Management Information without whose assistance the information could not have been collected.

Martha S. Shafman  
Statistical Research Analyst








TABLE OF CONTENTS

	Page
Introduction	i
<u>SECTIONS</u>	
I The AFDC Case . . . . .	1
II The Adult AFDC Recipients . . . . .	.11
III The Child AFDC Recipients . . . . .	.17
IV Medical Services for AFDC Recipients. . . . .	.23
V Appendix . . . . .	.27

TABLES AND FIGURES

Figure 1	Percent Distribution of AFDC Caseload by Race 1971 - 1979.	1
Figure 2	Time Active Since Most Recent Opening of the AFDC Case - 1979 . . . . .	2
Table 1.01	Length of Time on AFDC Since Most Recent Opening . . . . .	4
Table 1.02	Race of AFDC Payee . . . . .	4
Table 1.03	AFDC Payee's Origin or Descent . . . . .	4
Table 1.04	Residence Areas of the AFDC Group . . . . .	5
Table 1.05	Shelter Arrangement of AFDC Group . . . . .	5
Table 1.06	Food Stamp Benefits by Household Size . . . . .	5
Table 1.07	Assistance Received by Persons in Household Outside the AFDC Assistance Group . . . . .	6
Table 1.08	Action Taken for Assignment of Support Rights in AFDC Cases . . . . .	6
Table 1.09	Number of Absent Parents in AFDC Cases . . . . .	6
Table 1.10	Absent Parents of AFDC Cases with Legally Ordered Support Obligations . . . . .	6



	Page
Table 1.11 Amount of Monthly Ordered or Established Support Payments for AFDC Cases . . . . .	7
Table 1.12 Support Actually Paid During March 1979 for AFDC Cases .	7
Table 1.13 Amount of Support Obligation Still Owed to the IV-D Agency for AFDC Cases . . . . .	7
Table 1.14 Agency or Person Support Payments are Made to for AFDC Cases . . . . .	8
Table 1.15 Total Monthly Non-Assistance Income Considered in Budget For AFDC Cases . . . . .	8
Table 1.16 Monthly Non-Assistance Income Disregarded in AFDC Recipient Budget . . . . .	8
Table 1.17 Number of Adult AFDC Recipients Per Case . . . . .	9
Table 1.18 Number of Child AFDC Recipients Per Case . . . . .	9
Table 1.19 AFDC Grant Payment by Number of Recipients . . . . .	9
Table 1.20 General Information Concerning AFDC Case . . . . .	10
Table 2.00 Age of AFDC Recipient Parents . . . . .	12
Table 2.01 Education Level of Adult AFDC Recipients . . . . .	13
Table 2.02 Usual Kind of Employment of Adult AFDC Recipients . . .	14
Table 2.03 Current Employment Status of Adult AFDC Recipients . . .	15
Table 2.04 WIN Status of Adult Recipients in the AFDC Household . .	16
Table 3.00 AFDC Recipient Children by Age. . . . .	18
Table 3.01 Sex of AFDC Child Recipients . . . . .	19
Table 3.02 AFDC Child Recipient Currently Enrolled in School . . .	19
Table 3.03 Employment Status of AFDC Child Recipients . . . . .	19
Table 3.04 Reason AFDC Child Recipient is Eligible . . . . .	20
Table 3.05 Residence of AFDC Child's Mother . . . . .	20
Table 3.06 Residence of AFDC Child's Father . . . . .	21



	Page
Table 3.07 Court or Other Ordered Support for AFDC Children . . .	21
Table 3.08 Actions Taken to Establish Paternity for AFDC Child Recipients . . . . .	21
Table 3.09 Action Has Been Taken to Locate the Absent Parent of the AFDC Child Recipient . . . . .	22
Table 3.10 Action Has Been Taken to Enforce Support Obligations for AFDC Child Recipient . . . . .	22
Table 4.00 AFDC Recipients that Received Medical Services . . .	24
Table 4.01 Amount of Medical Claims for AFDC Recipients for January - June 1979 . . . . .	24
Table 4.02 Number of Doctors Visits Billed for AFDC Recipients . .	24
Table 4.03 Number of Prescriptions Billed for AFDC Recipients . .	25
Table 4.04 Number of Outpatient Visits Billed for AFDC Recipients .	25
Table 4.05 Number of Dental Visits Billed for AFDC Recipients . .	25
Table 4.06 Number of Other Services for AFDC Recipients . . . .	26
Table 4.07 AFDC Recipients that Received EPSDT from July 1978 - June 1979 . . . . .	26
Table 4.08 Problems Found at Last EPSDT Screening for AFDC Recipients . . . . .	26
Table 4.09 Diagnosis and Treatment for all Referrable Conditions for AFDC Recipients Covered by the State Screening Package .	26





## I N T R O

Every two years, the odd numbered ones, the U.S. Department of Health Education, and Welfare requests that each state conduct a survey of their Aid to Families with Dependent Children (AFDC) and Aid to Families with Dependent Children Unemployed Father (AFDC-UF) recipients. This report summarizes the results of two parts of that survey done early in 1979. The first part is the income maintenance section and the second is the Medicaid payment section.

A representative sample of 433 cases, 1.3 percent of all active cases was chosen from the 32,939\* families that received AFDC or AFDC-UF during March 1979. The sample data was then weighted with each sample case representing seventy-six cases in the total population so that the data presented appears to be for all cases.

Copies of the survey instruments used may be found in the Appendix.

---

\* Totals on tables are slightly lower due to the weighting procedure.





## I The AFDC Case

The total number of AFDC cases have increased at a slower rate during the last two years than in the previous two years with increases of 1,752 and 3,545, respectively.

	<u>Cases</u>	<u>Percent Change</u>
March 1975	27,642	-
March 1977	31,187	12.8
March 1979	32,939	5.6

Coupled with the slower rate of increase is a decrease in the average number of children per case, with 2.0 in 1975, 2.3 in 1977 and 1.8 in 1979. The number of children per case in 1979 ranged from one to eight.

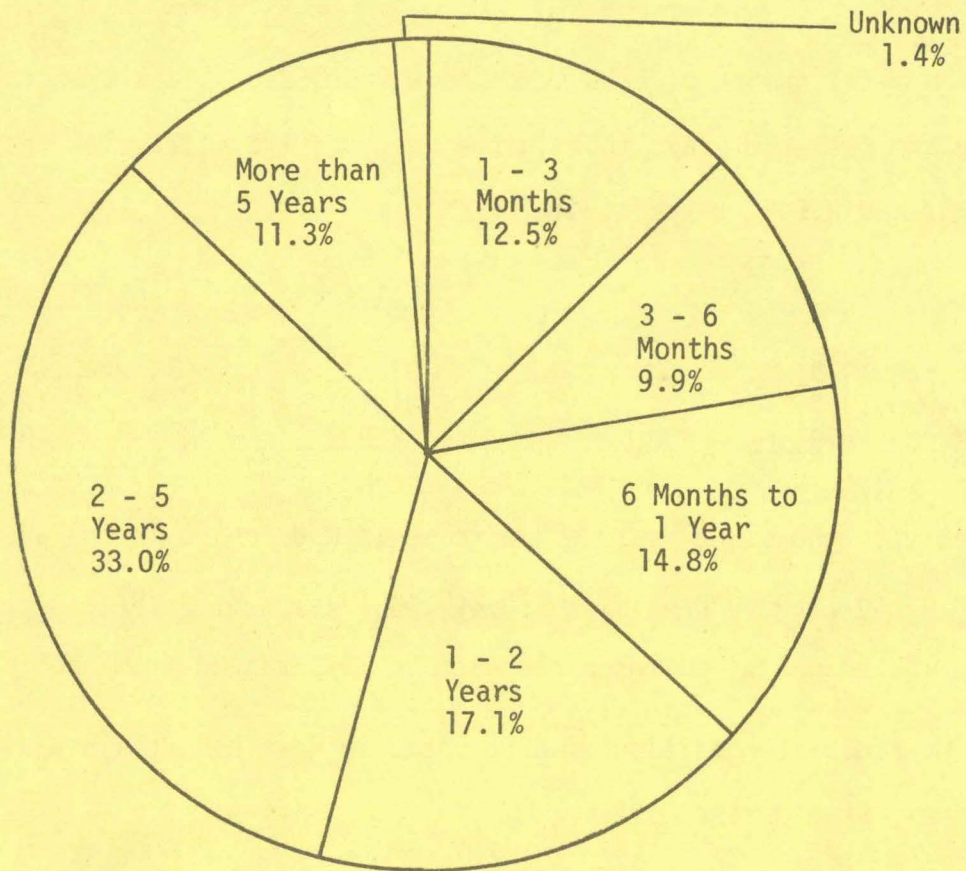
The racial composition of AFDC cases in Iowa has remained relatively stable since 1971.

FIGURE 1 Percent Distribution of AFDC Caseload  
By Race

	<u>1971</u>	<u>1973</u>	<u>1975</u>	<u>1977</u>	<u>1979</u>
White	88.0	87.6	84.8	88.3	88.7
Black	10.6	11.0	11.4	9.2	9.2
Other	1.4	1.4	1.8	1.2	2.1
Unknown	-	-	2.0	1.2	-
TOTAL	100.0	100.0	100.0	100.0	100.0

FIGURE 2

Time Active Since Most Recent Opening of the AFDC Case - 1979



The notion that families stay on AFDC indefinitely is somewhat refuted by looking at the length of time cases have been active since their most recent opening. While less than 11.3% have been active more than five years, more than half the cases 54.3 percent have been active for less than two years. (See Figure 2) However, it is not known how many times the cases have been active prior to their most recent opening, nor how long they will be active in the future.



As was stated earlier, the number of children per household has decreased this year over previous years. The average number of recipients per case has also declined with 1979 showing 2.8 people per case compared with 3.1 in 1977 and 3.4 in 1975. This evidence supports findings in previous years that AFDC parents do not have more children just to get more money.

The cases sampled for March 1979 showed 31.9 percent of the cases did not receive Food Stamp benefits, while the average Food Stamp Benefit was \$80 per household, only 7,524 cases had some income other than public assistance. Of these, 91.9 percent had mothers with earned income and 7.1 percent had fathers with earned income while 15.2 percent received OASDI or Railroad retirement. It is also interesting to note that most households with AFDC recipients, 92.8 percent, did not have household members outside of the AFDC assistance group receiving any kind of public assistance payments.

The majority of AFDC cases have at least one absent parent. Approximately half of these cases have court-ordered support obligations. Nearly one-fourth had an absent parent that paid child support during March, while almost sixty-three percent of the cases still owed some child support during March.



TABLE 1.01 Length of Time on AFDC Since Most Recent Opening (E-1)\*

<u>Length of Time</u>	<u>Frequency</u>	<u>Percent</u>
3 Months or Less	4,104	12.5
4 to 6 Months	3,268	9.9
7 to 12 Months	4,864	14.8
1 to 2 Years	5,624	17.1
2 to 3 Years	4,864	14.8
3 to 4 Years	3,040	9.2
4 to 5 Years	2,964	9.0
More than 5 Years	3,724	11.3
Unknown	<u>456</u>	<u>1.4</u>
TOTAL	32,908	100.0

TABLE 1.02 Race of AFDC Payee (E-4)

<u>Race</u>	<u>Frequency</u>	<u>Percent</u>
White	29,184	88.7
Black	3,040	9.2
American Indian	456	1.4
Asian	<u>228</u>	<u>0.7</u>
TOTAL	32,908	100.0

TABLE 1.03 AFDC Payee's Origin or Descent (E-5)

<u>Descent</u>	<u>Frequency</u>	<u>Percent</u>
Mexican	228	0.7
Puerto Rican	76	0.2
Hispanic	228	0.7
Not Hispanic	32,224	97.9
Not Stated	<u>152</u>	<u>0.5</u>
TOTAL	32,908	100.0

---

\* This number, E-1 refers to the question number on the questionnaire that is located in the Appendix.



TABLE 1.04 Residence Areas of the AFDC Group (E-6)

Area	Frequency	Percent
In a SMSA County:		
Within Central City of:		
100,000 - 250,000	6,536	19.9
Less Than 100,000	8,512	25.9
Outside Central City; area is:		2.1
Urban	684	3.0
Rural	988	
Not in SMSA County; area is:		
Urban	9,120	27.7
Rural	6,764	20.6
Not in this State	304	0.9
TOTAL	32,908	100.0

TABLE 1.05 Shelter Arrangement of AFDC Group (E-7)

	Frequency	Percent
Owns or is buying quarters	6,384	19.4
Rents		
Public Housing	15,504	47.1
Private Housing		
receives HUD rent subsidy	1,900	5.8
receives other rent subsidy	304	0.9
receives no rent subsidy	6,612	20.1
Rent free quarters	988	3.0
Group quarters	836	2.5
Unknown	380	1.2
TOTAL	32,908	100.0

TABLE 1.06 Food Stamp Benefits by Household Size (E-9 By E-12)

Food Stamp Benefits	Household Size							TOTAL
	2	3	4	5	6	7 or More	Unknown or Group Quarters	
None	2,660	2,888	1,900	1,292	456	1,064	228	10,488
Less than \$50	2,736	1,368	532	304	152	76	76	5,244
\$50 - \$74	3,116	1,748	684	228	76	76	-	5,928
\$75 - \$99	760	1,748	1,672	228	304	-	-	4,712
\$100 - \$124	532	1,292	1,140	456	76	152	-	3,648
\$125 - \$149	-	-	608	380	304	76	-	1,368
\$150 or More	-	228	304	304	380	304	-	1,520
TOTAL	9,804	9,272	6,840	3,192	1,748	1,748	304	32,908



TABLE 1.07 Assistance Received by Persons in Household Outside the AFDC Assistance Group (E-10)

	<u>Frequency</u>	<u>Percent</u>
None	30,552	92.8
Less than \$200	1,216	3.7
\$200 - \$299	684	2.1
\$300 - or More	456	1.4
TOTAL	32,908	100.0

TABLE 1.08 Action Taken for Assignment of Support Rights in AFDC Cases (E-13)

	<u>Frequency</u>	<u>Percent</u>
Not Applicable	2,584	7.9
No	4,864	14.8
Yes, Assigned to IV-D Agency	24,092	73.2
Yes, Not Assigned to IV-D Agency	1,368	4.2
TOTAL	32,908	100.0

TABLE 1.09 Number of Absent Parents in AFDC Cases (E-15)

Number of Parents	<u>Frequency</u>	<u>Percent</u>
Not Applicable	2,584	7.9
1	23,484	71.4
2	6,156	18.7
3 or More	684	2.1
TOTAL	32,908	100.0

TABLE 1.10 Absent Parents of AFDC Cases With Legally Ordered Support Obligation (E-16)

<u>Number</u>	<u>Court Ordered</u>	<u>Percent</u>	<u>Other</u>	<u>Percent</u>
Not Applicable	2,584	7.9	2,584	7.9
0	14,972	45.5	28,576	86.8
1	13,908	42.3	1,596	4.8
2	1,292	3.9	152	0.5
3	152	0.5	-	-
TOTAL	32,908	100.0	32,908	100.0



TABLE 1.11 Amount of Monthly Ordered or Established Support Payment for AFDC Cases (E-17)

	<u>Court Ordered</u>	<u>Percent</u>	<u>Other</u>	<u>Percent</u>
Not Applicable	2,584	7.9	2,584	7.9
None	15,808	48.0	29,184	88.7
\$1 to \$49	1,292	3.9	456	1.4
\$50 to \$99	4,408	13.4	152	0.5
\$100 to \$149	4,484	13.6	-	-
\$150 to \$199	2,280	6.9	304	0.9
\$200 or More	1,748	5.3	76	0.2
Unknown	304	0.9	152	0.5
TOTAL	32,908	100.0	32,908	100.0

TABLE 1.12 Support Actually Paid During March 1979 for AFDC Cases (E-18)

Not Applicable	2,584	7.9	2,584	7.9
None	22,648	68.8	24,244	73.7
1 to 49	1,292	3.9	684	2.1
50 to 99	1,596	4.8	456	1.4
100 to 149	1,520	4.6	608	1.8
150 or More	1,140	3.5	2,052	6.2
Unknown	2,128	6.5	2,280	6.9
TOTAL	32,908	100.0	32,908	100.0

TABLE 1.13 Amount of Support Obligation Still Owed to the IV-D Agency for AFDC Cases (E-19)

	<u>Frequency</u>	<u>Percent</u>
Not Applicable	2,584	7.9
None	11,248	34.2
\$1 to \$499	2,964	9.0
\$500 to \$999	912	2.8
\$1,000 to \$2,499	1,140	3.5
\$2,500 or More	3,344	10.2
Unknown	10,716	32.6
TOTAL	32,908	100.0



TABLE 1.14 Agency or Person Support Payments are Made to for AFDC (E-20)

	<u>N.A.</u>	<u>Yes</u>	<u>No</u>
IV-D Agency	2,584	22,496	7,828
Law Enforcement Official with Cooperative Agreement	2,584	3,192	27,132
Law Enforcement Official without Cooperative Agreement	2,584	532	29,792

TABLE 1.15 Total Monthly Non-Assistance Income Considered in Budget for AFDC Cases (E-28)

	<u>Number of Cases</u>	<u>Average Amount</u>	<u>Minimum</u>	<u>Maximum</u>
None	25,384	\$ -	\$ -	\$ -
Earned Income				
Mother	6,916	392	33	921
Father	532	423	103	725
Children 14 & Over	-	-	-	-
Other Adults	76	327	327	327
Earnings From Public Service Employment	-	-	-	-
OASDI/Railroad Retirement	1,140	141	37	428
Veterans Benefits	228	187	40	448
Other Pensions & Benefits	228	115	35	163
Unemployment Compensation	228	243	146	365
Workers Compensation	-	-	-	-
Step-Parent Contributions	-	-	-	-
Other Contributions	-	-	-	-
Other Cash Income	532	68	1	129
Other Income in Kind	-	-	-	-

TABLE 1.16 Monthly Non Assistance Income Disregarded in AFDC Recipient Budget (E-29)

<u>Category</u>	<u>Number of Cases</u>	<u>Average Amount</u>	<u>Minimum Amount</u>	<u>Maximum Amount</u>
None	25,384	\$ -	\$ -	\$ -
Disregard of \$30 + 1/3	7,524	158	31	327
Employment Expense				
Child Care	4,180	98	5	280
Employment Expense	5,776	85	1	362
Total Allowed Employment Expense *	1,976	88	4	309
Support to Dependents				
Outside this AFDC Group	76	200	200	200
Additional Disregard	532	113	1	394

\* Applicable only for cases that do not have employment expenses computed separately.

TABLE 1.17 Number of Adult AFDC Recipients Per Case

<u>Adults</u>	<u>Number of Cases</u>	<u>Percent</u>
None	3,876	11.8
1	26,676	81.1
2	2,356	7.2
TOTAL	32,908	100.0

TABLE 1.18 Number of Child AFDC Recipients Per Case

<u>Children</u>	<u>Number of Cases</u>	<u>Percent</u>
1	16,644	50.6
2	9,500	28.9
3	4,180	12.7
4	1,672	5.1
5 or More	912	2.8
TOTAL	32,908	100.0

TABLE 1.19 AFDC Grant Payment by Number of Recipients

<u>Grant</u>	<u>1</u>	<u>2</u>	<u>3</u>	<u>4</u>	<u>5</u>	<u>6</u>	<u>7 or More</u>	<u>TOTAL</u>
\$145 or Less	2,280	1,292	380	228	-	-	76	4,256
\$146 - \$275	76	12,996	1,140	456	152	76	76	14,972
\$276 - \$340	-	608	6,232	456	228	-	-	7,524
\$341 - \$395	-	-	76	3,724	228	-	-	4,028
\$396 - \$438	-	-	76	-	1,216	-	-	1,292
\$439 - \$487	-	-	-	-	-	608	-	608
\$488 - \$583	-	-	-	-	-	-	228	228
TOTAL	2,356	14,896	7,904	4,864	1,824	684	380	32,908



TABLE 1.20 General Information Concerning the AFDC Case

Question	Yes	No	Not Applicable or Unknown	TOTAL
Case received AFDC in Iowa before (E-3)	11,400	19,076	2,432	32,908
Household certified for Food Stamps (E-8)	22,420	10,488	-	32,908
Protective Payment Case (E-23)	228	32,376	304	32,908
AFDC Assistance Group needs & or/income of person receiving general assistance only (E-24)	228	32,300	380	32,908
Income other than Public Assistance (E-27)	7,524	25,384	-	32,908
Emergency Assistance (E-31)	76	31,844	988	32,908
Received AFDC in 1978 (E-33)	30,856	2,052	-	32,908
Case has been referred to IV-D Agency since most recent opening (E-14)	25,840	4,484	2,584	32,908

## II The Adult AFDC Recipients

A total of 11.8 percent of the cases have no adult recipients in the home. Of the adult recipients, 90.1 percent are mothers, 8.2 percent fathers and the remaining 1.7 percent are other adults.

AFDC recipient mothers had a median age of 26.6 years in 1979. The education level of these mothers is fairly high with 46.7 percent having attained a high school education or more and an additional 19.3 percent having at least some high school. Almost one-fourth of the AFDC recipient mothers are employed at least part-time while 41.4 percent are needed in the home as a homemaker.

AFDC recipient fathers were older than the mothers with 41.2 percent being over forty years of age. They were educated about the same with 44.1 percent being at least high school graduates. Over one-third of the fathers work at least part-time while only 5.9 percent are needed in the home as a homemaker.



TABLE 2.00 Age of AFDC Recipient Parents

	Mother		Father	
	Number	Percent	Number	Percent
17 & Under	152	0.5	-	-
18	912	3.2	-	-
19	1,368	4.8	-	-
20	1,596	5.6	76	2.9
21	2,736	9.7	76	2.9
22	1,064	3.8	152	5.9
23	1,672	5.9	152	5.9
24	1,216	4.3	152	5.9
25	1,596	5.6	152	5.9
26 - 30	6,460	22.8	304	11.8
31 - 35	4,028	14.2	228	8.8
36 - 40	2,204	7.8	152	5.9
Over 40	2,964	10.5	1,064	41.2
Unknown	304	1.1	76	2.9
TOTAL	28,272	100.0	2,584	100.0

TABLE 2.01 Education Level of Adult AFDC Recipients

	Mother		Father		Other Adults		TOTAL	
	Number	Percent	Number	Percent	Number	Percent	Number	Percent
Less Than High School	3,952	14.0	380	14.7	152	28.6	4,484	14.3
Some High School	5,472	19.3	304	11.8	-	-	5,776	18.4
High School Graduate	11,628	41.1	1,064	41.2	152	28.6	12,844	40.9
Post Secondary	1,596	5.6	76	2.9	-	-	1,672	5.3
Unknown	5,624	19.9	760	29.4	228	42.9	6,612	21.1
TOTAL	28,272	100.0	2,584	100.0	532	100.0	31,388	100.0



TABLE 2.02 Usual Kind of Employment of Adult AFDC Recipients

	Mother		Father		Other Adults		TOTAL	
	Number	Percent	Number	Percent	Number	Percent	Number	Percent
WHITE COLLAR WORKERS								
Professional-Technical	608	2.2	152	5.9	-	-	760	2.4
Manager & Administrators	152	0.5	-	-	-	-	152	0.5
Sales Workers	988	3.5	76	2.9	-	-	1,064	3.4
Clerical & Kindred Workers	4,104	14.5	-	-	-	-	4,104	13.1
BLUE COLLAR WORKERS								
Craft & Kindred Workers	608	2.2	76	2.9	-	-	684	2.2
Operatives	684	2.4	-	-	-	-	684	2.2
Transport Equipment Operatives	-	-	304	11.8	-	-	304	1.0
Laborers-Non Farm	1,672	5.9	1,064	41.2	228	42.8	2,964	9.4
FARM WORKERS								
Farmers & Farm Managers	-	-	-	-	-	-	-	-
Farm Laborers & Farm Foreman	76	0.3	152	5.9	-	-	228	0.7
SERVICE WORKERS								
Service Worker	6,156	21.8	228	8.8	152	28.6	6,536	20.8
Private Household Workers	532	1.9	-	-	-	-	532	1.7
Usual Kind of Work Unknown	2,812	9.9	380	14.7	76	14.3	3,268	10.4
Unknown Whether ever Employed	5,092	18.0	76	2.9	76	14.3	5,244	16.7
Never Employed	4,788	16.9	76	2.9	-	-	4,864	15.5
TOTAL	28,272	100.0	2,584	100.0	532	100.0	31,388	100.0



TABLE 2.03

## Current Employment Status of Adult AFDC Recipients

Status	Mother		Father		Other Adults		TOTAL	
	Number	Percent	Number	Percent	Number	Percent	Number	Percent
Employed Full Time	4,028	14.2	684	26.5	-	-	4,712	15.0
Employed Part Time	2,888	10.2	228	8.8	-	-	3,116	9.9
Not Employed:								
Physically or Mentally In- Capacitated	456	1.6	760	29.4	228	42.8	1,444	4.6
Needed as Homemaker	11,704	41.4	152	5.9	152	28.6	12,008	38.3
Attending School	684	2.4	-	-	-	-	684	2.2
Awaiting Recall from Layoff	76	0.3	-	-	-	-	76	0.2
Seeking Work	1,824	6.4	532	20.6	-	-	2,356	7.5
Not Seeking Work	6,156	21.8	152	5.9	-	-	6,460	20.6
Unknown	456	1.6	76	2.9	152	28.6	532	1.7
TOTAL	28,272	100.0	2,584	100.0	532	100.0	31,388	100.0



TABLE 2.04

## WIN Status of Adult Recipients in the AFDC Household

Status	Number	Percent
Registered - Mandatory	5,168	16.5
Registered - Voluntary	4,028	12.8
Currently Exempted Because:		
Ill	380	1.2
Incapacitated	1,064	3.4
Advanced Age	228	0.7
WIN Too Far Away	836	2.7
Needed to Care for Family Member	76	0.2
Cares for Child Under 6	11,780	37.5
Female Caretaker with Non-Exempt Adult Male	76	0.2
Other Exemption	836	2.7
WIN Status Pending	152	0.5
No WIN Project in Area	6,536	20.8
Unknown	228	0.7
<b>TOTAL</b>	<b>31,388</b>	<b>100.0</b>

### III The AFDC Child Recipients

The child recipients in 1979 were in general younger than they have been in previous years and only 1.5 percent of the child recipients were eighteen or older.

<u>Year</u>	<u>Percent Under 14</u>
1971	81.5
1973	81.0
1975	78.6
1977	Not Available
1979	84.4

The reasons for a child being eligible vary, but the majority of children are eligible because they are deprived of their father's support. Most of this support deprivation occurs because the father is absent from the home, 39.9 percent are divorced, 16.5 percent are separated, 25.1 percent are not married to the mother and 3.7 percent are absent for some other reason for a total of 85.2 percent of the children receiving AFDC.

Few children live in a home without their mother, 8.2 percent while 88.3 percent live without their father.



TABLE 3.00 AFDC Recipient Children By Age

	<u>Number</u>	<u>Percent</u>
Less Than One	3,952	6.6
One	4,256	7.1
Two	3,648	6.1
Three	4,788	8.0
Four	4,256	7.1
Five	4,484	7.5
Six	4,130	7.0
Seven	3,268	5.4
Eight	3,724	6.2
Nine	2,736	4.6
Ten	2,964	4.9
Eleven	3,344	5.6
Twelve	2,888	4.8
Thirteen	2,128	3.6
Fourteen	2,204	3.7
Fifteen	2,128	3.6
Sixteen	2,432	4.1
Seventeen	1,672	2.8
Eighteen	608	1.0
Over Eighteen	304	0.5
TOTAL	59,964	100.0

TABLE 3.01 Sex of AFDC Child Recipients (E-22C)

	<u>Number</u>	<u>Percent</u>
Male	31,464	52.5
Female	28,500	47.5
TOTAL	59,964	100.0

TABLE 3.02 AFDC Child Recipients Currently Enrolled in School (E-22G)

	<u>Number</u>	<u>Percent</u>
No	22,952	38.3
Yes	37,012	61.7
TOTAL	59,964	100.0

TABLE 3.03 Employment Status of AFDC Child Recipients (E-22H)

	<u>Number</u>	<u>Percent</u>
Employed Full Time	228	0.4
Employed Part Time	684	1.1
Not Employed	58,900	98.2
Unknown	152	0.3
TOTAL	59,964	100.0



TABLE 3.04 Reason AFDC Child Recipient is Eligible (E-22J)

	<u>Number</u>	<u>Percent</u>
Father Deceased	988	1.6
Father Physically or Mentally Incapacitated	3,572	6.0
Father Unemployed	2,356	3.9
Father in Armed Forces	380	0.6
Father is Divorced	23,940	39.9
Father is Legally Separated	1,140	1.9
Father is Not Legally Separated	8,740	14.6
Father is Not Married to Mother	15,048	25.1
Father is Absent for Other Reason	2,204	3.7
Deprived of Mother But Not Father's Support or Care	1,216	2.0
Unknown	380	0.6
TOTAL	59,964	100.0

TABLE 3.05 Residence of AFDC Child's Mother (E-22K)

	<u>Number</u>	<u>Percent</u>
Not Applicable Mother Deceased	1,368	2.3
In the Home	55,024	91.8
In an Institution Other than Correctional	456	-
Not in Home or Institution, But In:		
Same Country	912	1.5
Different Country, same State	304	0.5
Different State in the United States	380	0.6
Whereabouts Unknown	1,520	2.5
TOTAL	59,964	100.0



TABLE 3.06 Residence of AFDC Child's Father (E-22L)

	<u>Number</u>	<u>Percent</u>
Not Applicable Father Deceased	1,444	2.4
In the Home	6,992	11.7
In a Correctional Institution	1,140	1.9
In an Other Institution	304	0.5
Not in Home or Institution		
But In:		
Same Country	17,404	29.0
Different Country, same State	7,904	13.2
Different State in the United States	8,588	14.3
Foreign Country	380	0.6
Whereabouts Unknown	15,808	25.8
<hr/>		
TOTAL	59,964	100.0

TABLE 3.07 Court or Other Ordered Support For AFDC Children (E-22N)

	<u>Number</u>	<u>Percent</u>
Not Applicable-Father Not Absent or Father Deceased	8,436	14.1
No	22,572	37.6
Yes-Court Ordered	26,676	44.5
Yes-Other Support	1,976	3.9
Unknown	304	0.5
<hr/>		
TOTAL	59,964	100.0

TABLE 3.08 Actions Taken to Establish Paternity for AFDC Child Recipients (E-220)

	<u>Number</u>	<u>Percent</u>
Not Applicable-Father Not Absent or Deceased	8,436	14.1
No	18,696	31.2
Yes-Paternity Established	28,196	47.0
Yes-Paternity Not Established	3,496	5.8
Unknown	1,140	1.9
<hr/>		
TOTAL	59,964	100.0



TABLE 3.09      Action Has Been Taken to Locate the Absent Parent of  
The AFDC Child Recipient      (E-22P)

	<u>Number</u>	<u>Percent</u>
Not Applicable-Father in Home or Father Deceased	8,436	14.1
No	13,984	23.3
Yes-Absent Parent Located	27,056	45.1
Yes-Absent Parent Not Located	9,804	16.3
Unknown	684	1.1
<hr/>		
TOTAL	59,964	100.0
<hr/>		

TABLE 3.10      Action Has Been Taken to Enforce Support Obligations  
for AFDC Child Recipient      (E-22Q)

	<u>Number</u>	<u>Percent</u>
Not Applicable-Father in Home or Deceased	4,436	14.1
No	24,244	40.4
Yes-Obligation was Enforced	15,504	25.9
Yes-Obligation was Not Enforced	10,792	18.0
Unknown	988	1.6
<hr/>		
TOTAL	59,964	100.0
<hr/>		

#### IV Medical Services for AFDC Recipients

Most AFDC recipients, 90.8 percent, received some medical service during January - June 1979.

Some of these, 4,332 or 4.7% of the AFDC recipients received only Early and Periodic Screening, Diagnostic and Treatment services (EPSDT).



TABLE 4.00 AFDC Recipients That Received Medical Services

	<u>Frequency</u>	<u>Percent</u>
No	8,436	9.2
Yes	82,916	90.8
<hr/>		
TOTAL	91,352	100.0

TABLE 4.01 Amount of Medical Claims for AFDC Recipients for January - June 1979

	<u>Frequency</u>	<u>Percent</u>
Not Applicable	8,436	9.2
\$25 or Less	15,960	17.5
\$26 - \$50	14,820	16.3
\$51 - \$100	16,492	18.1
\$101 - \$200	14,212	15.6
\$201 - \$300	5,624	6.2
Over \$300	14,806	16.2
Unknown	1,002	1.1
<hr/>		
TOTAL	91,352	100.0

TABLE 4.02 Number of Doctors Visits Billed for AFDC Recipients

	<u>Frequency</u>	<u>Percent</u>
Not Applicable	8,436	9.2
No Doctor Visits	18,620	20.4
1	12,920	14.2
2	8,968	9.9
3 or 4	14,288	15.7
5 - 10	17,176	18.8
10 or More	10,944	12.0
<hr/>		
TOTAL	91,352	100.0





TABLE 4.06 Number of Other Services Billed for AFDC Recipients

	<u>Frequency</u>	<u>Percent</u>
Not Applicable	8,436	9.2
1	64,448	70.6
2	18,468	20.3
TOTAL	91,352	100.0

TABLE 4.07 AFCD Recipients that Received EPSDT from July 1978 - June 1979

	<u>Frequency</u>	<u>Percent</u>
No	78,584	86.1
Yes	12,768	14.0
TOTAL	91,352	100.0

TABLE 4.08 Problems Found at Last EPSDT Screening for AFDC Recipients

	No	Yes	Not Applicable	Total
Visual	12,616	152	78,584	91,352
Hearing	12,768	-	78,584	91,352
Dental	12,312	456	78,584	91,352
Lead Poisoning	12,768	-	78,584	91,352
Other	11,248	1,520	78,584	91,352

TABLE 4.09 Diagnosis &amp; Treatment for All Referrable Conditions for AFDC Recipients Covered by the State Screening Package

	<u>Frequency</u>	<u>Percent</u>
No	10,716	11.8
Yes	2,052	2.3
Unknown	-	-
Not Applicable	78,584	86.1
TOTAL	91,352	100.0

V Appendix





**1979 RECIPIENT CHARACTERISTICS STUDY**  
**Case Record Schedule for Income Maintenance**  
**Schedule E**

This data is being collected pursuant to CFR 220.46. Failure to complete this schedule can result in no further monies being paid under this program.

Name of Payee: \_\_\_\_\_

AFDC ID number: \_\_\_\_\_

Social Security number:

--	--	--

County: \_\_\_\_\_

Income maintenance  
worker filling in schedule:

Name: \_\_\_\_\_

Telephone no.: \_\_\_\_\_

State Code:

Study Code:

Card number:

CODE	FIELD
	1- 2
	3- 6
1000	7-10

**READ BEFORE YOU START:**

Purpose of the study

The information that caseworkers provide will be totaled and used by the State and Federal governments in evaluating the AFDC program and in planning for improvements by legislative and policy changes. The information will not be used to evaluate any single AFDC case. All information relating to individual cases will be held confidential.

Instructions

Answer the items from current information in the case record. If gaps exist in the case record, or if information is not current, update the case record before filling in this schedule. Do not answer "unknown" to any item unless there is no possibility of obtaining the information. Answer each item unless the instructions indicate otherwise.

1. Use a soft lead pencil. You may need to erase.
2. The instruction following each item on the schedule tells you how to answer. Most items require circling code numbers or entering numbers. Information in the Instructions for Income Maintenance Schedule will give you additional help in answering.
3. If both month and year are required and you know only the year, enter the year and "unknown" for the month.
4. For numbers, the coding column is marked to show how many digits are required. For example,  means a 1-digit number,  a 2-digit number, and  a 3-digit number. Use "lead" zeros if necessary, e.g., a "2" answer would be entered , , or  as required.
5. For all money amounts, enter dollars only. Round cents to the nearest dollar, e.g., \$112.49 should be entered \$112, and \$112.50 should be entered \$113.

**STATE LIBRARY COMMISSION OF IOWA**  
Historical Building  
DES MOINES, IOWA 50319





FIELD	CODE		
11-14		E-1 WHEN WAS THE MOST RECENT OPENING OF THIS AFDC CASE? (Enter month and year for which first money payment was made under the opening. Ignore payment lapse of 3 months or less.)	Codes for items E-1 and E-2 MONTH: January . . . . .01      August . . . . .08 February . . . . .02      September . . . . .09 March . . . . .03      October . . . . .10 April . . . . .04      November . . . . .11 May . . . . .05      December . . . . .12 June . . . . .06      Unknown . . . . .99 July . . . . .07 YEAR: Enter last two digits, or Unknown=80
		E-2 WHEN WAS THE MOST RECENT REDETERMINATION OF ELIGIBILITY FOR THIS AFDC CASE? (Enter month and year. If no redetermination since most recent opening in E-1, enter 9999.)	
15-18			
19		E-3 HAS THIS CASE EVER RECEIVED AFDC IN THIS STATE BEFORE THE MOST RECENT OPENING IN E-1? (Circle one code number)	
	1	..... No	
	2	..... Yes	
	9	..... Unknown	
20		E-4 WHAT IS THE RACE OF PAYEE? (Circle one code number)	
	1	..... American Indian or Alaskan Native	
	2	..... Asian or Pacific Islander	
	3	..... Black	
	4	..... White	
21		E-5 IS PAYEE'S ORIGIN OR DESCENT - (Circle one code number)	
	1	..... Mexican	
	2	..... Puerto Rican	
	3	..... Cuban	
	4	..... Other Hispanic Origin (Specify) _____	
	5	..... Not of Hispanic Origin	
22-23		E-6 WHERE DOES THE AFDC ASSISTANCE GROUP CURRENTLY LIVE? (Circle one code number, using list furnished by State office)	
		In this State:	
		In SMSA* county:	
		Within central city of:	
	01	..... 1,000,000 or more	
	02	..... 500,000 to 1,000,000	
	03	..... 250,000 to 500,000	
	04	..... 100,000 to 250,000	
	05	..... Less than 100,000	
		Outside central city; area is:	
06	..... Urban (place of 2,500 or more)		
07	..... Rural (less than 2,500, including farm)		
	Not in SMSA* county; area is:		
08	..... Urban (place of 2,500 or more)		
09	..... Rural (less than 2,500, including farm)		
	10	..... Not in this State	
		*Standard Metropolitan Statistical Area.	
24		E-7 WHAT IS THE SHELTER ARRANGEMENT OF THE AFDC ASSISTANCE GROUP FOR THEIR CURRENT LIVING QUARTERS? (Circle one code number. Quarters may be in a house, apartment, trailer, boat, hogan, etc. See instructions for child only cases.)	
		Member of the AFDC assistance group:	
	1	..... Owns or is buying quarters	
		Rents quarters in:	
	2	..... Public housing	
		Private housing	
	3	..... Receives HUD rent subsidy	
	4	..... Receives other rent subsidy (Specify _____)	
5	..... Does not receive rent subsidy		
	6	..... Group occupies quarters rent-free	
	7	..... Family in group quarters	
	8	..... Unknown	



FIELD	CODE	
25	1	..... Yes
	2	..... No
	9	..... Unknown
26-28		E-9 WHAT IS THE MONTHLY FOOD STAMP BENEFIT DURING THE STUDY MONTH FOR THE HOUSEHOLD? (If none, enter 000; if unknown, enter 999.)
29-31	\$	E-10 WHAT IS THE TOTAL MONTHLY AMOUNT OF MONEY PAYMENTS RECEIVED BY PERSONS IN THE HOUSEHOLD NOT IN THIS AFDC ASSISTANCE GROUP FOR: AFDC IN ANOTHER ASSISTANCE GROUP, SSI, GENERAL ASSISTANCE, AND/OR SSI STATE SUPPLEMENT? (If none, enter 000; if unknown, enter 999.)
	\$	E-11 WHAT IS THE TOTAL AMOUNT OF WIN AND CETA INCENTIVE PAYMENTS RECEIVED BY MEMBERS OF THE AFDC ASSISTANCE GROUP DURING THE STUDY MONTH? (If none, enter 000)
35-36		E-12 HOW MANY PERSONS ARE IN THE HOUSEHOLD? (Include persons whose needs and resources are included in AFDC budget and all other persons in household. If family resides in group quarters, enter 88; if unknown, enter 99.)

CHILD SUPPORT ENFORCEMENT

37	1	..... Inapplicable, no absent parent associated with case —————> If circled, skip to E-21
	2	..... No
	3	..... Yes:
	4	..... Support rights have been assigned to IV-D agency
38	1	E-14 HAS THIS AFDC CASE BEEN REFERRED TO THE IV-D AGENCY SINCE THE MOST RECENT OPENING OF THIS CASE? (Circle one code number.)
	2	..... No
39		E-15 HOW MANY DIFFERENT PARENTS OF CHILDREN IN THE AFDC ASSISTANCE GROUP ARE ABSENT FROM THEIR CHILDREN? (Enter the number of parents. If none, enter 0.)
40		E-16 HOW MANY ABSENT PARENTS HAVE A COURT ORDER OR OTHER OBLIGATION FOR SUPPORT (ESTABLISHED BY LEGAL PROCESS) OF CHILDREN IN THE AFDC ASSISTANCE GROUP? (Enter the number of parents. If none, enter 0.)
		..... (a) Court-ordered support
41		..... (b) Other obligation for support (established by legal process)
42-44	\$	E-17 WHAT IS THE TOTAL MONTHLY AMOUNT ORDERED OR ESTABLISHED FOR SUCH SUPPORT PAYMENTS? (If none, enter 000.)
	\$	..... (a) Court-ordered support
45-47	\$	..... (b) Other obligation for support (established by legal process)
	\$	E-18 WHAT WAS THE TOTAL AMOUNT OF CHILD SUPPORT ACTUALLY PAID DURING THE STUDY MONTH TO THE IV-D AGENCY OR ITS AGENT BY THE ABSENT PARENT ON BEHALF OF CHILDREN IN THE AFDC ASSISTANCE GROUP? (Include court order and other obligation for support. If none, enter 000; if unknown, enter 999.)
48-50	\$	..... (a) For March 1979 obligation
51-55	\$	..... (b) For obligation prior to March 1979
54 - 57	\$	E-19 WHAT WAS THE TOTAL AMOUNT OF CHILD SUPPORT STILL OWED TO THE IV-D AGENCY BY ABSENT PARENT(S) ON BEHALF OF CHILDREN IN THE AFDC ASSISTANCE GROUP FOR MARCH 1979 AND PRIOR OBLIGATIONS? (Enter amount. If none, enter 0000; if unknown, enter 9999.)
58	Yes	E-20 TO WHOM ARE SUPPORT PAYMENTS TO BE MADE FOR CHILDREN IN THE AFDC ASSISTANCE GROUP? (Include court order and other obligation for support. Circle applicable code number for each line.)
	No	..... IV-D Agency
59	1	..... Law enforcement official:
60	1	..... Pursuant to cooperative agreement
	2	..... NOT pursuant to cooperative agreement



ADULTS IN HOUSEHOLD  
all adults in the household.

		A	B	C	D	E	F	G	H	I	J	K	L	M	N		
			11	12	13	14	15-16	17-20	21-22	23-24	25	26-29	30-33	34-37	38-39		
		Complete these items for all adults							Complete these items for each ADULT RECIPIENT and PARENT or STEPPARENT in the home.							Complete this item for each ADULT RECIPIENT in this AFDC group	
id	eat	Adults name	Head of household (Enter code 1 for head, leave others blank)	Relation-ship to youngest child in this AFDC group (Enter code)	Sex (Circle Code) Male-M Female-F	Money payment status (Enter code)	Cite-zenship status: (Enter code)	Month and Year Status assigned if not U.S. born. (U.S. born = 0000)	Highest grade of school completed (Enter grade, if unknown, enter 99)	Usual kind of work (Enter code)	Current employ-ment status (Enter code)	If current job, month and year job began		If current job, month and year left last job			Month and year of birth
												mo.	yr.	mo.	yr.	mo.	
1																	
2																	
3																	
4																	
5																	
6																	
7																	
8																	
9																	
0																	

- for item C  
RELATIONSHIP TO YOUNGEST  
ADULT IN THIS AFDC GROUP:
- 1 Full or adoptive
  - 2 Mother
  - 3 Father
  - 4 Spouse
  - 5 Other (nonadoptive)
  - 6 Parent
  - 7 Relative
  - 8 Other
  - 9 Unknown

- Codes for item E  
MONEY PAYMENT STATUS:
- 1 AFDC in this assistance group
  - 2 AFDC in other assistance group
  - 3 SSI
  - 4 SSI State supplement only
  - 5 General assistance only
  - 6 Does not receive a money payment
  - 9 Unknown

- Codes for item J  
CURRENT EMPLOYMENT STATUS:
- Employed and usually works:
- 1 Full time (35 hours or more per week)
  - 2 Part time (less than 35 hours per week)
- Not employed:
- 3 Physically or mentally incapacitated for employment
  - 4 Needed in the home full time as homemaker
  - 5 Attending school or receiving training
- Other status:
- 6 Awaiting recall from layoff
  - 7 Actively seeking work
  - 8 Not actively seeking work

- Codes for items G,K,L,M  
MONTH:
- 01 January
  - 02 February
  - 03 March
  - 04 April
  - 05 May
  - 06 June
  - 07 July
  - 08 August
  - 09 September
  - 10 October
  - 11 November
  - 12 December
  - 99 Unknown
- Enter last two digits, or Unknown = 80

- Codes for item F
- 01 Born in this state
  - 02 Born in U.S., but not in this state or state unknown
  - 03 Naturalized citizen
  - 04 Immigrant accorded permanent resident status ("green card")
  - 05 Alien accorded refugee status (INS form I-94)
  - 06 Alien granted political asylum
  - 07 Non-immigrant admitted for a specific period (student or tourist visa, for example)
  - 08 Alien granted a stay of deportation by INS
  - 09 Mexican citizen with "border card"
  - 10 Undocumented alien (visa expired, entered illegally)
  - 11 Not a U.S. citizen, but exact alien/immigrant status unknown
  - 99 Citizenship status unknown

- Codes for item I  
USUAL KIND OF WORK (see instructions)
- WHITE COLLAR WORKERS:
- 01 Professional, technical, and kindred workers
  - 02 Managers and administrators, except farm
  - 03 Sales workers
  - 04 Clerical and kindred workers
- BLUE COLLAR WORKERS:
- 05 Craft and kindred workers
  - 06 Operatives, except transport
  - 07 Transport equipment operatives
  - 08 Laborers, except farm
- FARM WORKERS:
- 09 Farmers and farm managers
  - 10 Farm laborers and farm foremen
- SERVICE WORKERS:
- 11 Service workers, except private household
  - 12 Private household workers
  - 97 Usual kind of work unknown
  - 98 Unknown whether ever employed
  - 99 Never employed

- Codes for item N  
WIN STATUS:
- 01 Registered - mandatory
  - 02 Registered - voluntary
- Currently exempted because:
- 03 III
  - 04 Incapacitated: referred for voc. rehab. Yes - referred
  - 05 No - not referred
  - 06 Unknown if referred
  - 07 Exempted because of advanced age
  - 08 WIN projects too far away
  - 09 Needed in home to care for another household member who is ill or physically or mentally incapacitated
  - 10 Mother or other relative cares for child under 6
  - 11 Mother or other female caretaker of a child if an adult male is in the home and not exempt
  - 12 Other exemption
  - 13 WIN status pending
  - 14 No WIN project in area



E-22 CHILDREN IN HOUSEHOLD:

Enter all children in the household with oldest child first, then second oldest, etc. Enter last an unborn child recipient in this AFDC group. For unborn, complete items A, B, D, and J through M.

Field	A	B 11-14	C 15	D 16	E 17-18	F 19	G 20	H 21	I 22-23
	Complete these items for all children				Complete these items for each child NOT in this AFDC group		Complete these items for each child in this AFDC group		
Field 1-6 repeat 1999 Field 7-9 card no.	Child's name Unborn = "unborn"	Month and year of birth mo. yr.	Sex (Circle code) Male=M Female=F	Is child a recipient in this AFDC group? (Circle code) No = N Yes = Y	Reason not in this AFDC group (Enter code)	Relationship to youngest child in this AFDC group (Enter code)	Currently enrolled in school? (Circle code) No = N Yes = Y	Currently employed? (Circle code) Yes: Full time=Y-FT Part time=Y-PT Not employed=N	WIN status (Enter code)
1201			M F 1 2	N Y 1 2			N Y 1 2	Y-FT Y-PT N 1 2 3	
1202			M F 1 2	N Y 1 2			N Y 1 2	Y-FT Y-PT N 1 2 3	
1203			M F 1 2	N Y 1 2			N Y 1 2	Y-FT Y-PT N 1 2 3	
1204			M F 1 2	N Y 1 2			N Y 1 2	Y-FT Y-PT N 1 2 3	
1205			M F 1 2	N Y 1 2			N Y 1 2	Y-FT Y-PT N 1 2 3	
1206			M F 1 2	N Y 1 2			N Y 1 2	Y-FT Y-PT N 1 2 3	
1207			M F 1 2	N Y 1 2			N Y 1 2	Y-FT Y-PT N 1 2 3	
1208			M F 1 2	N Y 1 2			N Y 1 2	Y-FT Y-PT N 1 2 3	
1209			M F 1 2	N Y 1 2			N Y 1 2	Y-FT Y-PT N 1 2 3	
1210			M F 1 2	N Y 1 2			N Y 1 2	Y-FT Y-PT N 1 2 3	
1211			M F 1 2	N Y 1 2			N Y 1 2	Y-FT Y-PT N 1 2 3	
1212			M F 1 2	N Y 1 2			N Y 1 2	Y-FT Y-PT N 1 2 3	
1213			M F 1 2	N Y 1 2			N Y 1 2	Y-FT Y-PT N 1 2 3	
1214			M F 1 2	N Y 1 2			N Y 1 2	Y-FT Y-PT N 1 2 3	
1215			M F 1 2	N Y 1 2			N Y 1 2	Y-FT Y-PT N 1 2 3	

Codes for item B -  
MONTH:  
January .....01  
February .....02  
March .....03  
April .....04  
May .....05  
June .....06  
July .....07  
August .....08  
September .....09  
October .....10  
November .....11  
December .....12  
"Unborn" .....98  
Unknown .....99  
YEAR:  
Enter last two digits, or  
unknown= 80

Codes for item E  
REASON NOT IN THIS AFDC GROUP:  
Member of another assistance group:  
AFDC .....01  
SSI .....02  
SSI State supplement only .....03  
General assistance only .....04  
Not deprived of parental support or care .....05  
Over State age limit for AFDC .....06  
Age 18-20 and not attending school at  
least half time .....07  
Application for child in  
process by agency .....08  
Payee did not apply for AFDC  
for the child .....09  
Other reason .....10  
Unknown .....99

Codes for item I  
WIN STATUS:  
Registered - mandatory .....01  
Registered - voluntary .....02  
Currently exempted because:  
Under age 16 .....03  
Age 16 and over and:  
Attending school full time .....04  
Ill .....05  
Incapacitated; referred for voc. rehab.?  
Yes - referred .....06  
No - Not referred .....07  
Unknown if referred .....08  
WIN projects too far away .....09  
Other exemption .....10  
WIN status pending .....11  
No WIN project in area .....12

Codes for item F  
RELATIONSHIP TO YOUNGEST  
CHILD IN THIS AFDC GROUP:  
Brother or sister  
(including half-or step-) ..... 1  
Other relative ..... 2  
Nonrelative ..... 3  
Unknown ..... 9



J 24-25		K 26		L 27		M 28-31			N 32			O 33			P 34			Q 35		
Complete these items for each child in this AFDC group																				
Complete these items for each child in this AFDC group whose father is ABSENT from the home.																				
Reason for eligibility (Enter code)	Current residence of child's Mother (Enter code)	Current residence of child's Father (Enter code)	Month and year father last left home Never in home = 0000		Is there a court order or other obligation for support of child? (Circle code) No = N Yes: Court order=Y-CO Other support=Y-OS			Have actions specified below ever been taken to obtain support or establish paternity for child?												
			mo.	yr.	N	Y-CO	Y-OS	Establish paternity (Circle code) No = N Yes; paternity was: Established = Y-E Not established = Y-NE		Locate absent parent (Circle code) No = N Yes; absent parent was: Located = Y-I Not located = Y-NL		Enforce support obligation (Circle code) No=N Yes=obligation was: Enforced=Y-F Not enforced=Y-NE								
					N	Y-CO	Y-OS	N	Y-E	Y-NE	N	Y-L	Y-NL	N	Y-F	Y-NE				
					1	2	3	1	2	3	1	2	3	1	2	3				
					N	Y-CO	Y-OS	N	Y-E	Y-NE	N	Y-L	Y-NL	N	Y-F	Y-NE				
					1	2	3	1	2	3	1	2	3	1	2	3				
					N	Y-CO	Y-OS	N	Y-E	Y-NE	N	Y-L	Y-NL	N	Y-F	Y-NE				
					1	2	3	1	2	3	1	2	3	1	2	3				
					N	Y-CO	Y-OS	N	Y-E	Y-NE	N	Y-L	Y-NL	N	Y-F	Y-NE				
					1	2	3	1	2	3	1	2	3	1	2	3				
					N	Y-CO	Y-OS	N	Y-E	Y-NE	N	Y-L	Y-NL	N	Y-F	Y-NE				
					1	2	3	1	2	3	1	2	3	1	2	3				
					N	Y-CO	Y-OS	N	Y-E	Y-NE	N	Y-L	Y-NL	N	Y-F	Y-NE				
					1	2	3	1	2	3	1	2	3	1	2	3				
					N	Y-CO	Y-OS	N	Y-E	Y-NE	N	Y-L	Y-NL	N	Y-F	Y-NE				
					1	2	3	1	2	3	1	2	3	1	2	3				
					N	Y-CO	Y-OS	N	Y-E	Y-NE	N	Y-L	Y-NL	N	Y-F	Y-NE				
					1	2	3	1	2	3	1	2	3	1	2	3				
					N	Y-CO	Y-OS	N	Y-E	Y-NE	N	Y-L	Y-NL	N	Y-F	Y-NE				
					1	2	3	1	2	3	1	2	3	1	2	3				
					N	Y-CO	Y-OS	N	Y-E	Y-NE	N	Y-L	Y-NL	N	Y-F	Y-NE				
					1	2	3	1	2	3	1	2	3	1	2	3				
					N	Y-CO	Y-OS	N	Y-E	Y-NE	N	Y-L	Y-NL	N	Y-F	Y-NE				
					1	2	3	1	2	3	1	2	3	1	2	3				

Codes for item J  
**REASON FOR ELIGIBILITY - Deprived of support or care of natural or adoptive parent or legally responsible stepparent:**  
**FATHER, Who is:**  
 Deceased .....01  
 Physically or mentally incapacitated .....02  
 Unemployed .....03  
**Absent from the home:**  
 In Armed Forces .....04  
 Divorced .....05  
 Legally separated .....06  
 Non-legally separated (includes desertion)07  
 Not married to mother .....08  
 Absent for another reason .....09  
**MOTHER'S, but not father's support or care ...10**

Codes for items K and L  
**CURRENT RESIDENCE OF NATURAL OR ADOPTIVE PARENT OR LEGALLY RESPONSIBLE STEPPARENT:**  
 Inapplicable; deceased .....1  
 In the home .....2  
 In an institution:  
 Correctional (prison, jail, etc.) .....3  
 Other (including mental and medical) .....4  
 Neither in the home nor in an institution, but in:  
 Same county (or independent city) .....5  
 Different county, same State .....6  
 Different State in the United States .....7  
 A foreign country .....8  
 Whereabouts unknown .....9

Codes for item M  
**MONTH:**  
 January .....01  
 February .....02  
 March .....03  
 April .....04  
 May .....05  
 June .....06  
 July .....07  
 August .....08  
 September .....09  
 October .....10  
 November .....11  
 December .....12  
 Unknown .....99  
**YEAR:**  
 Enter last two digits, or  
 Unknown=80



FIELD	CODE	
1-6	Repeat 1000	E-23 IS THIS A PROTECTIVE PAYMENT CASE? (Circle one code number.)
7-10	1300	..... No
	1	Yes: Protective payment; because:
	2	..... Inadequate management of assistance payment
	3	..... Refused participation in WIN without good cause
11	4	..... Refused to assign support rights to IV-D agency
	5	..... Refused to cooperate with IV-D agency to determine paternity or secure support without good cause
	6	..... Other (Specify) _____
	7	..... Vendor payment
	8	..... Two party payment
AFDC ASSISTANCE BUDGET		
12		E-24 IN DETERMINING THE AMOUNT OF THE AFDC PAYMENT, ARE THE NEEDS AND/OR INCOME OF THE AFDC ASSISTANCE GROUP COMBINED WITH THE NEEDS AND/OR INCOME OF ANY OTHER PERSON WHO RECEIVES GENERAL ASSISTANCE ONLY? (Circle one code number)
	1	..... Yes —————> See State office instructions for dividing budget items before completing E-25 through E-33.
	2	..... No
13-16	\$	E-25 MONTHLY FULL STANDARD OF NEED (BASIC, SPECIAL, AND/OR SHELTER) FOR THE AFDC ASSISTANCE GROUP: (Enter full standard of need without regard to any imposed maximum or percentage reduction which is applied in determining the amount of the payment. Do not include needs to be met through emergency assistance.)
	_____	
17-20	\$	E-26 MONTHLY PAYMENT STANDARD (BASIC, SPECIAL, AND/OR SHELTER) FOR THE AFDC ASSISTANCE GROUP (Enter the standard of need reduced by imposed maximum or percentage which is used in determining the amount of the payment. If the standard of need is not reduced, enter the amount from item E--25.)
	_____	
21		E-27 DOES THIS AFDC ASSISTANCE GROUP HAVE ANY INCOME OTHER THAN PUBLIC ASSISTANCE? (Circle one code number)
	1	..... Yes
	2	..... No —————> IF CIRCLED, SKIP TO E-30
22-25	\$	E-28 TOTAL MONTHLY NONASSISTANCE INCOME CONSIDERED IN BUDGET: (Enter amounts where applicable in A through K)
	_____	(A) Earned income (cash and in kind) of persons in the AFDC assistance group:
	_____	..... (a) Mother
26-29	\$	..... (b) Father
	_____	
30-33	\$	..... (c) Children age 14 and over (except full-time students or part-time students not employed full time)
	_____	
34-37	\$	..... (d) Other adults
	_____	
38-41	\$	..... (B) Earnings from public service employment (WIN)
	_____	
42-45	\$	..... (C) OASDI and/or Railroad Retirement benefits
	_____	
46-49	\$	..... (D) Veterans' benefits
	_____	
50-53	\$	..... (E) Other pensions or benefits
	_____	
54-57	\$	..... (F) Unemployment compensation
	_____	
58-61	\$	..... (G) Workmen's compensation
	_____	
62-65	\$	..... (H) Contributions from stepparent in the household
	_____	
66-69	\$	..... (I) Contributions from other persons in the household
	_____	
70-73	\$	..... (J) Other cash income (Specify) _____
	_____	
74-77	\$	..... (K) Other income in kind to which a money value is given (Specify) _____
	_____	



FIELD	CODE	
1-6 7-10	Repeat 1000 1400	E-29 MONTHLY NONASSISTANCE INCOME DISREGARDED IN BUDGET: (Enter amounts where applicable in A through E)
11-13	\$	(A) Optional disregard of not more than \$5 per individual of income from all sources
14-16	\$	(B) Disregard of first \$30 + 1/3 of remaining earned income
		(C) Allowed employment expense; if <u>computed separately</u> , enter amounts in (a) and (b):
17-19	\$	(a) Child care
20-22	\$	(b) Other employment expenses or deductions (taxes, transportation, etc.)
		OR, if <u>not computed separately</u> , enter amount in (c):
23-25	\$	(c) Total allowed employment expense
26-28	\$	(D) Allocated to support of dependents outside the AFDC assistance group
29-31	\$	(E) Additional disregard income
		E-30 MONTHLY ASSISTANCE INCOME: (Enter amount in (A) and, if applicable, in (B))
32-35	\$	(A) AFDC payment (Federal/State funds)
36-39	\$	(B) General assistance (State and local not matched by federal funds)
		E-31 WAS EMERGENCY ASSISTANCE (AFDC) PROVIDED DURING THE STUDY MONTH? (Circle one code number)
40	1	No
	2	Yes, because:
	3	Natural disaster (hurrucane, flood, ect.)
	4	Other large disaster (large fire, explosion, civil unrest, ect.)
	5	Personal disaster (home fire, furnace breakdown, ect.) illness or death of husband, child, or other relative
	6	Change in circumstances (divorce, abandonment, destitution, ect.)
	7	Other (Specify _____)
	8	Unknown
		E-32 EMERGENCY ASSISTANCE (AFDC) PAID DURING STUDY MONTH (Enter amount; if none enter 000, if unknown, enter 999.)
	\$	
		E-33 DID THIS CASE RECEIVE AFDC DURING 1978? (Circle one code number.)
	1	No → If no, skip to E - 36.
	2	Yes
45-46		E-34 WHAT IS THE TOTAL NUMBER OF MONTHS THAT THE AFDC ASSISTANCE GROUP RECEIVED AN AFDC PAYMENT DURING 1978? (Enter the number of months.)
		E-35 WHAT TOTAL AMOUNT WAS BUDGETED FOR EACH OF THE FOLLOWING CATEGORIES FOR THE COMBINED MONTHS DURING 1976? (Enter the amount.)
47-51	\$	Full standard of need (Comparable to E-25)
52-56	\$	Earned income considered in budget (Comparable to E-28A)
57-61	\$	Other income considered in budget (Comparable to E-28 B-K)
62-66	\$	Income disregarded in budget (Comparable to E-29)
67-71	\$	AFDC payment (Comparable to E-30A)



FIELD	CODE	PREGNANCIES AND BIRTHS																	
1-6	Repeat	E-36 HOW MANY PREGNANCIES WERE KNOWN TO OCCUR IN THIS ASSISTANCE GROUP DURING THE PERIOD JANUARY 1978 THROUGH MARCH 1979? (Enter number, if none, enter 0.)																	
7-10	1000 1500																		
11		E-37 WHAT IS THE OUTCOME OF EACH OF THESE PREGNANCIES? (Enter number. The total must equal each entry in E-36. See instructions for example.)																	
12		.....Still pregnant in March 1979																	
13		.....Fetal death (miscarriage, abortion)																	
14		.....Stillbirth																	
15		.....Live-born child																	
16		.....Unknown																	
		E38 FOR EACH LIVE-BORN CHILD, COMPLETE ONE LINE																	
FIELD		<table border="1" style="width:100%; border-collapse: collapse;"> <thead> <tr> <th style="width:10%;">Sex M=1 F=2  (a)</th> <th style="width:15%;">Date of birth (month and year) (b)</th> <th style="width:15%;">Date of death (NA=0000) (c)</th> <th style="width:15%;">Line number of child's mother from E-21 + E-22 (d)</th> </tr> </thead> <tbody> <tr> <td style="text-align:center;">17</td> <td style="text-align:center;">18-21</td> <td style="text-align:center;">22-25</td> <td style="text-align:center;">26-29</td> </tr> <tr> <td style="text-align:center;">30</td> <td style="text-align:center;">31-34</td> <td style="text-align:center;">35-38</td> <td style="text-align:center;">39-42</td> </tr> <tr> <td style="text-align:center;">43</td> <td style="text-align:center;">44-47</td> <td style="text-align:center;">48-51</td> <td style="text-align:center;">52-55</td> </tr> </tbody> </table>	Sex M=1 F=2  (a)	Date of birth (month and year) (b)	Date of death (NA=0000) (c)	Line number of child's mother from E-21 + E-22 (d)	17	18-21	22-25	26-29	30	31-34	35-38	39-42	43	44-47	48-51	52-55	<p>Codes for columns b and c:</p> <p>MONTH:</p> <p>January ..... 01            February ..... 02            March ..... 03            April ..... 04            May ..... 05            June ..... 06            July ..... 07            August ..... 08            September ..... 09            October ..... 10            November ..... 11            December ..... 12            Unknown ..... 99</p> <p>YEAR:</p> <p>1978 ..... 78            1979 ..... 79            Unknown ..... 80</p>
Sex M=1 F=2  (a)	Date of birth (month and year) (b)	Date of death (NA=0000) (c)	Line number of child's mother from E-21 + E-22 (d)																
17	18-21	22-25	26-29																
30	31-34	35-38	39-42																
43	44-47	48-51	52-55																
FIELD																			
FIELD																			
FIELD																			



This data is being collected pursuant to CFR 205.60. Failure to complete this schedule can result in no further monies being paid under this program.

State code 1-2  
Study code 3-6

Name of AFDC payee \_\_\_\_\_  
AFDC Case number \_\_\_\_\_  
Social Security number \_\_\_\_\_

7	A 8-10	B	C	D 11	E 12-15	F 16-18	G 19-20	H 21-22	I 23-24	J 25-26	K 27	L 28-32	M 33-37	N 38-41	O 42-45	P 46	Q 47	R 48	S 49	T 50	U 51	V 52	W 53	
																								Enter last three digits of line number from IM
					What amount of Medicaid was billed between Jan. - June 1979? (Enter amount)	What services were billed for? (Enter number of units of service or circle code.)					ICDA codes for:			Received EPSDT during JULY 1978- June 1979? No = N Yes = Y (Circle Code)	Why was EPSDT not provided? (Enter code)	Problems found at last screening (Circle code):					Was diagnosis and treatment initiated for all referable conditions covered by State screening package? No = N YES = Y			
						Hospital services (Number of days)	Physicians services (Number of visits)	Prescription drugs (Number of prescriptions)	Outpatient hospital and clinic services (Number of visits)	Dental services (Number of visits)	Other services No = N Yes = Y (Circle Code)	Primary diagnosis	Secondary diagnosis	The two most expensive procedures		Visual (Circle Code)	Hearing (Circle Code)	Dental (Circle Code)	Lead poisoning (Circle Code)	Other (Circle Code)				
																					(i)	(2)	No = N Yes = Y (Circle Code)	No = N Yes = Y (Circle Code)
1				N Y							N Y					N Y		N Y	N Y	N Y	N Y	N Y	N Y	UK
2				N Y							N Y					N Y		N Y	N Y	N Y	N Y	N Y	N Y	UK
3				N Y							N Y					N Y		N Y	N Y	N Y	N Y	N Y	N Y	UK
4				N Y							N Y					N Y		N Y	N Y	N Y	N Y	N Y	N Y	UK
5				N Y							N Y					N Y		N Y	N Y	N Y	N Y	N Y	N Y	UK
6				N Y							N Y					N Y		N Y	N Y	N Y	N Y	N Y	N Y	UK
7				N Y							N Y					N Y		N Y	N Y	N Y	N Y	N Y	N Y	UK
8				N Y							N Y					N Y		N Y	N Y	N Y	N Y	N Y	N Y	UK
9				N Y							N Y					N Y		N Y	N Y	N Y	N Y	N Y	N Y	UK
10				N Y							N Y					N Y		N Y	N Y	N Y	N Y	N Y	N Y	UK
11				N Y							N Y					N Y		N Y	N Y	N Y	N Y	N Y	N Y	UK
12				N Y							N Y					N Y		N Y	N Y	N Y	N Y	N Y	N Y	UK
13				N Y							N Y					N Y		N Y	N Y	N Y	N Y	N Y	N Y	UK
14				N Y							N Y					N Y		N Y	N Y	N Y	N Y	N Y	N Y	UK
15				N Y							N Y					N Y		N Y	N Y	N Y	N Y	N Y	N Y	UK
16				N Y							N Y					N Y		N Y	N Y	N Y	N Y	N Y	N Y	UK
17				N Y							N Y					N Y		N Y	N Y	N Y	N Y	N Y	N Y	UK
18				N Y							N Y					N Y		N Y	N Y	N Y	N Y	N Y	N Y	UK
19				N Y							N Y					N Y		N Y	N Y	N Y	N Y	N Y	N Y	UK
20				N Y							N Y					N Y		N Y	N Y	N Y	N Y	N Y	N Y	UK
21				N Y							N Y					N Y		N Y	N Y	N Y	N Y	N Y	N Y	UK
22				N Y							N Y					N Y		N Y	N Y	N Y	N Y	N Y	N Y	UK
23				N Y							N Y					N Y		N Y	N Y	N Y	N Y	N Y	N Y	UK
24				N Y							N Y					N Y		N Y	N Y	N Y	N Y	N Y	N Y	UK
25				N Y							N Y					N Y		N Y	N Y	N Y	N Y	N Y	N Y	UK
26				N Y							N Y					N Y		N Y	N Y	N Y	N Y	N Y	N Y	UK
27				N Y							N Y					N Y		N Y	N Y	N Y	N Y	N Y	N Y	UK
28				N Y							N Y					N Y		N Y	N Y	N Y	N Y	N Y	N Y	UK
29				N Y							N Y					N Y		N Y	N Y	N Y	N Y	N Y	N Y	UK
30				N Y							N Y					N Y		N Y	N Y	N Y	N Y	N Y	N Y	UK
31				N Y							N Y					N Y		N Y	N Y	N Y	N Y	N Y	N Y	UK
32				N Y							N Y					N Y		N Y	N Y	N Y	N Y	N Y	N Y	UK
33				N Y							N Y					N Y		N Y	N Y	N Y	N Y	N Y	N Y	UK
34				N Y							N Y					N Y		N Y	N Y	N Y	N Y	N Y	N Y	UK
35				N Y							N Y					N Y		N Y	N Y	N Y	N Y	N Y	N Y	UK
36				N Y							N Y					N Y		N Y	N Y	N Y	N Y	N Y	N Y	UK
37				N Y							N Y					N Y		N Y	N Y	N Y	N Y	N Y	N Y	UK
38				N Y							N Y					N Y		N Y	N Y	N Y	N Y	N Y	N Y	UK
39				N Y							N Y					N Y		N Y	N Y	N Y	N Y	N Y	N Y	UK
40				N Y							N Y					N Y		N Y	N Y	N Y	N Y	N Y	N Y	UK
41				N Y							N Y					N Y		N Y	N Y	N Y	N Y	N Y	N Y	UK
42				N Y							N Y					N Y		N Y	N Y	N Y	N Y	N Y	N Y	UK
43				N Y							N Y					N Y		N Y	N Y	N Y	N Y	N Y	N Y	UK
44				N Y							N Y					N Y		N Y	N Y	N Y	N Y	N Y	N Y	UK
45				N Y							N Y					N Y		N Y	N Y	N Y	N Y	N Y	N Y	UK
46				N Y							N Y					N Y		N Y	N Y	N Y	N Y	N Y	N Y	UK
47				N Y							N Y					N Y		N Y	N Y	N Y	N Y	N Y	N Y	UK
48				N Y							N Y					N Y		N Y	N Y	N Y	N Y	N Y	N Y	UK
49				N Y							N Y					N Y		N Y	N Y	N Y	N Y	N Y	N Y	UK
50				N Y							N Y					N Y		N Y	N Y	N Y	N Y	N Y	N Y	UK
51				N Y							N Y					N Y		N Y	N Y	N Y	N Y	N Y	N Y	UK
52				N Y							N Y					N Y		N Y	N Y	N Y	N Y	N Y	N Y	UK
53				N Y							N Y					N Y		N Y	N Y	N Y	N Y	N Y	N Y	UK


**READ BEFORE YOU START:**

**Purpose of the study**  
The information provided will be totaled and used by the State and Federal Governments in evaluation the Medicaid program and in planning for improvements by legislative and policy changes. The information will not be used to evaluate any single case. All information relating to individual cases will be held confidential.

- Instructions**  
Answer the items from current information in agency records. If necessary, update information which may not be current. Answer each item unless the instructions indicate otherwise.
- Use a soft lead pencil. You may need to erase.
  - The instruction following each item on the schedule tells you how to answer. Most items require circling code numbers or entering numbers or entering numbers. Information in the Instructions for Medicaid Schedule will give you additional help in answering.
  - For numbers, the coding column is marked to show how many digits are required. For example,  means a 1-digit number,  a 2-digit number, and  a 3-digit number. Use "lead" zeros if necessary, e.g. a "2" answer would be entered ,  or  as required.
  - For all money amounts, enter dollars only. Round cents to the nearest dollar, e.g., \$112.49 should be entered \$112, and \$122.50 should be entered \$123.

Codes for item Q	} For each line, complete items R-W.
REASON EPSDT NOT PROVIDED:	
Inapplicable, EPSDT PROVIDED .....	1
Currently in active treatment plan .....	2
Did not report for screening appointment .....	3
Refused to participate in program .....	4
State periodicity schedule did not require the offer of screening services to individuals during past year .....	5
Did not request screening services .....	6
Other (enter code and specify reason(s) below) .....	7
	} For each line, do not complete items R-W.









Barcode Inside