

**Iowa School Fire Safety
Education Program!**



student's name

parent's name

Cooperative Extension Service
ES Iowa State University
Ames, Iowa 50011

Pm-1253 | May 1986




Indoors

Check electrical outlets for overloading.



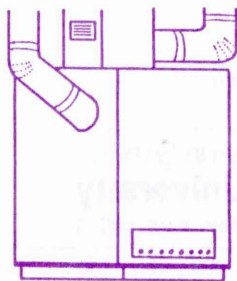
When a fuse blows, find the cause. Replace bad fuses with ones that are the correct size.



Place portable heaters away from people and combustibles.



Before going to bed check for burning cigarettes.

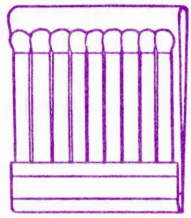


Have furnace or other heating systems checked yearly.

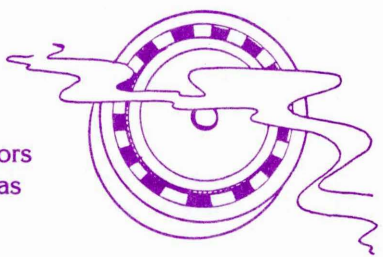
Keep things that burn away from furnace or heater.




Keep lighters and matches where young children cannot find them.




Install smoke detectors outside sleeping areas and test regularly.



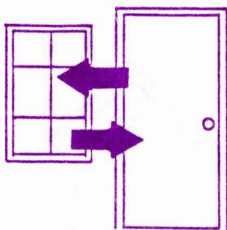
Use a metal screen in front of the fireplace.




Keep a fire extinguisher in the kitchen.



Plan two escape routes from each room in case of fire.

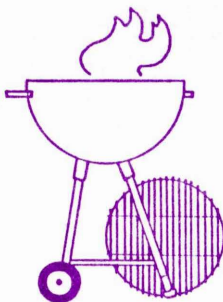


Post fire department and other emergency numbers on phone.




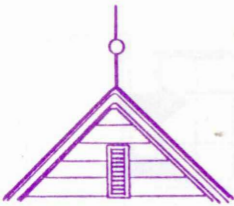
Outdoors

Never use gasoline on a grill fire. Once the fire has started, do not use lighter fluid to keep fire going.

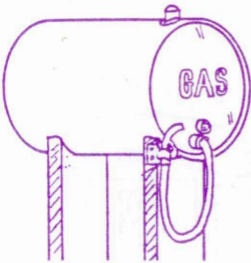


Store gasoline and other flammables in tight red metal containers. These containers should be stored out of the house.

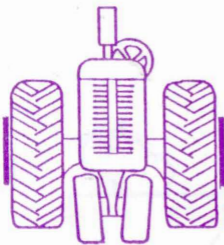




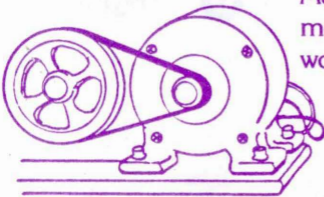
All buildings should have lightning rod protection.



Storage tanks with flammable liquids should be stored at least 40 feet away from buildings.



Store tractors and motorized equipment in separate sheds, never in a barn with livestock or hay storage.



Maintain all electric motors in proper working condition.

File: Safety 2

Cooperative Extension Service, Iowa State University of Science and Technology and the United States Department of Agriculture cooperating. Robert L. Crom, director, Ames, Iowa. Distributed in furtherance of the Acts of Congress of May 8 and June 30, 1914.

My Fire Safety Activity List

Please check each activity that you participated in.

- 1. Participated in state poster contest (or drew own poster).
- 2. Participated in state inspection contest (or inspected my home).
- 3. Planned two ways out of room in case of fire.
- 4. Practiced stop, drop, roll.
- 5. Practiced crawl low in smoke.
- 6. Tested smoke detectors in my home. (Replaced batteries if needed.)
- 7. Participated in a school fire drill.
- 8. I know how to notify the fire department in case of fire.
- 9. Taught a younger friend stop, drop, roll, and crawl low in smoke.
- 10. Participated in fire prevention skit in my classroom.
- 11. Visited my fire department and/or talked to a fire fighter.
- 12. Practiced Operation EDITH.

and justice for all

The Iowa Cooperative Extension Service's programs and policies are consistent with pertinent federal and state laws and regulations on nondiscrimination regarding race, color, national origin, religion, sex, age, and handicap.