





HE  
336  
.T64  
W45  
1952

**LOCAL AFFAIRS SERIES**




# A SURVEY OF MUNICIPAL WATER AND SEWER RATES IN IOWA CITIES

February 1979


STATE  
OF  
IOWA

**DIVISION OF  
MUNICIPAL AFFAIRS**  
OFFICE FOR PLANNING  
AND PROGRAMMING









STATE OF IOWA

## Office for Planning and Programming

523 East 12th Street, Des Moines, Iowa 50319 Telephone 515/281-3711

ROBERT D. RAY  
Governor

ROBERT F. TYSON  
Director

February 15, 1979

Dear City Official:

We are pleased to transmit to you A Survey of Municipal Water and Sewer Rates in Iowa Cities. The intent of this Survey is to provide city officials with easy access to selected water and sewer rates and practices in other Iowa communities.

The survey was conducted by Diane Foss of the State Office for Planning and Programming. Aid and expertise were contributed by the following individuals: Ed Allen, League of Iowa Municipalities; Gary Meyer, Rajesh Jain, Donna Moore, and Jennifer Lock, all of OPP; Harris Seidel, City of Ames; Don Schreur, City of Orange City; Lee Coppock, City of Cedar Rapids.

Even though great care was taken to ensure the accuracy of the information presented, we regret any errors that may still exist in the survey. We encourage you to help us correct inaccuracies so that the information may be as accurate as possible.

We invite any questions or comments you may have, and hope that the Survey will be a useful tool for your municipality.

Sincerely,

Robert Harpster, Exec. Director  
LEAGUE OF IOWA MUNICIPALITIES

David Discher, Director  
DIVISION OF MUNICIPAL AFFAIRS  
OFFICE FOR PLANNING AND PROGRAMMING

RH/DD/df/djm





## FOREWORD

A Survey of Municipal Water and Sewer Rates in Iowa Cities is based upon the responses to a questionnaire mailed to 502 cities in July, 1978. Completed questionnaires were returned from 298 cities giving a response rate of 59.4%.

The information in this survey is presented in a series of tables. Generally, Tables A, B, and C deal with selected characteristics and rate practices for water systems, while Table D covers wastewater systems. Preceding the Tables is a summary of the information contained in them.

A complete tabulation of water rates of the responding cities is provided in Appendix A. A copy of the original questionnaire is included in Appendix B.

The preparation of this report was financed through a Comprehensive Planning Grant from the Department of Housing and Urban Development.







# SUMMARY

## TABLE A

### Administration of Waterworks

--238 cities indicated that the City Council administers the waterworks in their communities.

--55 cities indicated that their waterworks utility is administered by a Board of Trustees.

--3 cities indicated that their waterworks utility is administered by a private concern.

### Billing Period

--146 cities bill quarterly.

--122 cities bill monthly.

--9 cities bill monthly and quarterly.

--15 cities bill bi-monthly.

### Method by Which Billing is Done

--202 cities bill manually.

--79 cities have a computerized system.

--11 cities use some other type of system.

--3 cities gave no information.

--1 city used a combination of manual and computerized billing.

### Rate Increases

--69 cities are anticipating rate increases within the next year.

--12 cities may possibly increase rates.

--203 cities are not planning an increase in the next year.

--No information was available for 12 of the cities.



Per Hydrant Fees

- 271 cities do not charge a per hydrant fee.
- 24 cities charge a per hydrant fee.
- No information was available for 1 city.

Sprinkler Service Charges

- 242 cities do not charge for fire sprinkler service.
- 51 cities do charge for sprinkler service.
- No information was available for 3 cities.

Charge to Other City Departments

- 244 cities do not charge other city departments for water service.
- 50 cities do charge other city departments for water service.
- No information was available for 2 cities.

SUMMARY

TABLE B

Primary Sources of Water Supply

- 261 cities use wells as their primary source of water.
- 18 cities use impounded water as their primary source of supply.
- 11 cities use rivers as their primary source of water.
- 2 cities use both wells and rivers as primary sources.
- No information was available for 4 cities.

Secondary Source of Water Supply

- 170 cities do not have a secondary source of supply.
- 55 cities have wells as a secondary source of water.
- 8 cities participate in the Rural Water System as a secondary source of supply.
- 4 cities have rivers as a secondary source of water supply.
- 3 cities use impounded water as a secondary source.
- 2 cities have several sources as secondary supplies.
- No information was available for 54 cities.

Type(s) of Water Treatment Utilized

- 221 cities use chlorination.
- 118 cities use filtration.
- 117 cities use aeration.
- 114 cities use fluoridation.
- 110 cities use iron and manganese removal.
- 58 cities use softening.
- 11 cities use iron removal.



- 1 city uses manganese removal.
- 16 cities use some other type of treatment.
- No information was available for 7 cities.

SUMMARY

TABLE C

Existence of Written Policy on Extension of Water Service

--246 cities do have some type of written policy on the extension of water service.

--38 cities do not have some type of written policy on the extension of water service.

--No information was available for 12 cities.

Body Which Sets Policy on Extension of Water Service

--205 cities have a policy which was established by the city council.

--43 cities have a policy which was established by a board of trustees.

--2 cities have a policy which was established by a private concern.

--The question was not applicable to 33 cities.

--No information was available for 13 cities.

Availability of Water Service Outside City Limits

--165 cities do provide water service to accounts outside the city limits.

--119 cities do not provide water service to accounts outside the city limits.

--No information was available for 11 cities.

Existence of Special Conditions Which Must be Met Before Water Service is Extended Outside City Limits

--164 cities indicated that there were special conditions which must be met.

--41 cities indicated that no special conditions must be met.



--The question was not applicable to 63 cities.

--No information was available for 28 cities.

#### Tapping and/or Connection Fees

--110 cities charge a flat rate, or fee, per tap.

--63 cities charge a fee according to the size of the tap.

--41 cities do not charge a tapping or connection fee.

--10 cities charge for the labor plus the cost of material for every tap.

--8 cities charge a fee per frontage foot.

--9 cities charge a fee which is a combination of a fee per frontage foot and by the tap size.

--12 cities charge some other type of fee per tap or connection.

--No information was available for 43 cities.

#### Ownership of Water Lines from Main to Property Line

--167 cities indicated that the customer owns the line from the main to the property line.

--122 cities indicated that the city owns the line from the main to the property line.

--1 city indicated that the Waterworks owns the line from the main to the property line.

--No information was available for 6 cities.

#### Ownership of Water Lines from Property Line to Building

--283 cities indicated that the customer owns the water service line from the property line to the building.

--7 cities indicated that the city owns the water service line from the property line to the building.

--No information was available for 6 cities.

### Ownership of Water Meters

--215 cities indicated that the city owns the water meters.

--63 cities indicated that the customer owns the water meters.

--3 cities indicated that the city and customer jointly own the meters.

--1 city indicated that a Board of Trustees owns the meters.

--1 city indicated that a private concern owns the meters.

--2 cities indicated that the Waterworks owns the meters.

--The question was not applicable to 5 cities as they do not have meters.

--No information was available from 6 cities.

### Maintenance of Water Meters

--248 cities indicated that the city maintains the meters.

--26 cities indicated that the customer maintains the meters.

--9 cities indicated that maintenance of the meters is done jointly by the city and the customer.

--2 cities indicated that a private concern maintains the meters.

--2 cities indicated that the Waterworks maintains the meters.

--1 city indicated that a Board of Trustees maintains the meters.

--The question was not applicable to 5 cities as they do not have meters.

--No information was available from 4 cities.



Availability of Remote Reading Heads

--238 cities indicated that remote reading heads were available.

--46 cities indicated that remote reading heads were not available.

--The question was not applicable to 5 cities as they do not have meters.

--No information was available for 7 cities.

SUMMARY

TABLE D

Existence of Written Policy on the Extension of Sewer Service Lines

--217 cities indicated that they do have a written policy on sewer line extension.

--38 cities indicated that they do not have such a policy.

--The question was not applicable to 6 cities.

--No information was available for 37 cities.

Body Which Sets Policy on Extension of Sewer Service

--205 cities indicated that the city council sets the policy.

--2 cities indicated that a Board of Trustees sets the policy.

--The question was not applicable to 48 cities.

--No information was available from 43 cities.

Availability of Sewer Service Outside the City Limits

--223 cities do not provide sewer service outside the city limits.

--55 cities allow extension of sewer lines outside the city limits.

--The question was not applicable to 7 cities.

--No information was available from 13 cities.

Cost of Sewer Service Availability Outside the City Limits

--48 cities which provide sewer service extension outside city limits charge the customer the cost of this extension.

--2 cities charge the developer for the cost of this extension.

--2 cities indicated that this cost is negotiated by the city and the party requesting the extension.

--Information was not available for 3 cities.

--243 cities do not allow for this extension so the question was not applicable.

Maintenance of Sewer Service Lines from Main to Property Line

--213 cities indicated that the customer was responsible for maintaining the line from the main to the property line.

--66 cities indicated that the city was responsible for the maintenance of the line from the main to the property line.

--The question was not applicable to 7 cities.

--No information was available for 12 cities.

Maintenance of Sewer Service Lines from Property Line to the Building

--279 cities indicated that the customer was responsible for maintaining the line from the property line to the building.

--The question was not applicable to 7 cities.

--No information was available for 12 cities.

Financing of Operation and Maintenance of Municipal Wastewater Treatment System

--240 cities indicated that property taxation was not used to finance the system.

--54 cities use property taxation partially to finance the system.

--4 cities use property taxation wholly to finance the system.

--55 cities charged a flat rate service charge for residential service.

--12 cities charged a flat rate service charge for commercial service.

--18 cities provide contract rates for industrial users.

--146 cities bill residential users a % of water bill for sewer rental.



--4 cities bill commercial users a % of the water bill for sewer rental.

--79 cities charge for sewer rental by billing from a separate rate schedule.



# Table A-1 MUNICIPAL WATER SYSTEMS

| CITY           | POPULATION | <sup>1</sup> ADMIN. OF UTILITY | <sup>2</sup> BILLING PERIOD | <sup>3</sup> MINIMUM CHARGE PER UNIT PER BILLING PERIOD | <sup>4</sup> PENALTY FOR DELINQUENT BILL | <sup>5</sup> HOW BILLING ACCOMPLISHED | DATE OF LAST RATE ADJUSTMENT | ANTICIPATE AN INCREASE DATE AND PERCENT | <sup>6</sup> PER HYDRANT FEE | <sup>7</sup> SPRINKLER CHARGE | OTHER CITY DEPTS. CHARGED FOR WATER |
|----------------|------------|--------------------------------|-----------------------------|---|--|---------------------------------------|------------------------------|---|------------------------------|-------------------------------|-------------------------------------|
| ACKLEY         | 1,794      | CC                             | Q                           | \$6.75/6,000G   | no                                       | Comp                                  | 6-1-77                       | no                                      | no                           | no                            | no                                  |
| ADAIR          | 750        | CC                             | M                           | \$6.25/1,000G   | 10%                                      | Man                                   | 2-78                         | no                                      | no                           | no                            | no                                  |
| ADEL           | 2,771      | CC                             | M                           | \$3.00/1,667G   | 10%                                      | Man                                   | 12-74                        | 12-78 20%                               | no                           | no                            | no                                  |
| AGENCY         | 610        | CC                             | Q                           | \$9.30/4,500G   | 10%                                      | Man                                   | 1975                         | no                                      | no                           | no                            | no                                  |
| AKRON          | 1,326      | CC                             | M                           | \$2.00/1,000G   | 5%                                       | Man                                   | 1-1-78                       | no                                      | no                           | no                            | no                                  |
| ALBERT CITY    | 765        | CC                             | Q                           | \$6.00/3,000G   | no                                       | Man                                   | 1-1-75                       | 1-1-78 30%                              | no                           | no                            | no                                  |
| ALBIA          | 4,151      | BD                             | Bi                          | \$8.00/3,800G   | 10%                                      | Man                                   | 11-1-77                      | no                                      | no                           | no                            | no                                  |
| ALBION         | 772        | CC                             | Q                           | \$14.38/Q   | Shut-off only                            | Man                                   | NA                           | no                                      | no                           | no                            | no                                  |
| ALBURNETT      | 418        | CC                             | Q                           | \$2.75/18,000G  | 10%                                      | Man                                   | NA                           | no                                      | no                           | no                            | yes                                 |
| ALEXANDER      | 249        | CC                             | Q                           | \$6.00/500CF  | no                                       | Man                                   | 1975                         | yes %NA                                 | no                           | no                            | no                                  |
| ALGONA         | 6,032      | BD                             | Bi                          | By meter size   | no                                       | Comp                                  | 5-77                         | no                                      | \$42                         | yes                           | yes                                 |
| ALLERTON       | 643        | CC                             | M                           | \$2.75/4,500G   | no                                       | Man                                   | 4-73                         | no                                      | no                           | no                            | no                                  |
| ALLISON        | 1,086      | CC                             | Q                           | \$12.00/750CF   | \$2.00                                   | Man                                   | 7-1-78                       | 1-1-79 50%                              | no                           | no                            | no                                  |
| ALTON          | 1,018      | CC                             | Q                           | \$5.00/600CF  | no                                       | Comp                                  | 1-78                         | yes %NA                                 | no                           | no                            | no                                  |
| ALTOONA        | 4,151      | CC                             | Q                           | \$6.75/6,000G   | 10%                                      | Comp                                  | 10-76                        | no                                      | no                           | no                            | no                                  |
| AMES           | 43,561     | CC                             | M                           | By meter size   | NA                                       | Comp                                  | 6-25-78                      | no                                      | no                           | no                            | yes                                 |
| ANTHON         | 711        | CC                             | M                           | \$3.00/M  | no                                       | Man                                   | -                            | yes %NA                                 | no                           | no                            | no                                  |
| ARCADIA        | 420        | CC                             | M                           | \$2.50/1,000G   | 10%                                      | Man                                   | 9-1-77                       | no                                      | no                           | no                            | no                                  |
| *ASBURY        | 1,098      |                                |                             |   |  |                                       |                              |   |                              |                               |                                     |
| AURELIA        | 1,065      | CC                             | Q                           | \$1.60/500CF  | 5%                                       | Comp                                  | 3-17-78                      | yes %NA                                 | no                           | no                            | no                                  |
| AVOCA          | 1,535      | BD                             | Q                           | \$3.94/1,000G   | 10%                                      | Man                                   | 2-1-78                       | 11-1-78 6%                              | no                           | no                            | yes                                 |
| AYRSHIRE       | 243        | CC                             | M                           | no  | no                                       | Man                                   | 7-1-78                       | no                                      | no                           | no                            | no                                  |
| BANCROFT       | 1,103      | CC                             | Q                           | \$10.50/6,000G  | 5%                                       | Comp                                  | 1975                         | no                                      | no                           | no                            | no                                  |
| BATAVIA        | 525        | CC                             | Q                           | \$9.00/9,000G   | 10%                                      | Man                                   | 2-7-77                       | no                                      | no                           | no                            | no                                  |
| BEDFORD        | 1,733      | BD                             | M                           | \$3.50/1,200G   | 5%                                       | Man                                   | 6-1-75                       | yes %NA                                 | no                           | no                            | no                                  |
| BELLEVUE       | 2,336      | BD                             | M                           | \$1.98/200CF  | no                                       | Comp                                  | 9-77                         | no                                      | no                           | no                            | no                                  |
| BELMONT        | 2,421      | CC                             | Q                           | \$6.35/M  | no                                       | Man                                   | 3-1-78                       | no                                      | no                           | no                            | no                                  |
| **BETTENDORF   | 24,290     | PC                             | M&Q                         | NA  | NA                                       | NA                                    | NA                           | -                                       | \$35/yr                      | NA                            | yes                                 |
| BONAPARTE      | 547        | CC                             | Q                           | \$4.50/2,000G   | 10%                                      | Man                                   | 4-77                         | no                                      | no                           | no                            | no                                  |
| BONDURANT      | 1,255      | CC                             | M                           | \$4.50/3,000G   | -  | Comp                                  | 10-3-77                      | no                                      | no                           | no                            | no                                  |
| BOONE          | 12,645     | CC                             | Q                           | By meter size   | \$1.00                                   | Man                                   | 8-77                         | no                                      | \$75/Q                       | no                            | no                                  |
| BRIDGEWATER    | 242        | CC                             | M                           | \$4.50/3,000G   | 10%                                      | Man                                   | 12-4-75                      | no                                      | no                           | no                            | no                                  |
| BRITT          | 2,069      | CC                             | Q                           | \$1.38/1,000G   | 5%                                       | Man                                   | NA                           | NA                                      | no                           | no                            | no                                  |
| BROOKLYN       | 1,423      | CC                             | Q                           | \$4.50/3,000G   | 10%                                      | Man                                   | 5-21-75                      | no                                      | no                           | no                            | no                                  |
| BUFFALO        | 1,513      | CC                             | M                           | \$4.00/4,000G   | 5%                                       | Man                                   | 1960                         | no                                      | no                           | no                            | no                                  |
| BUFFALO CENTER | 1,118      | CC                             | Q                           | NA  | 10%                                      | Man                                   | 1975                         | 8-78 10%                                | no                           | no                            | no                                  |
| BURLINGTON     | 32,366     | BD                             | M&Q                         | By meter size   | no                                       | Comp                                  | 8-76                         | yes %NA                                 | no                           | \$84/yr                       | yes                                 |
| CALAMUS        | 391        | CC                             | Q                           | \$6.70/2,000G/M   | no                                       | Man                                   | 1966                         | no                                      | no                           | no                            | no                                  |
| CALMAR         | 1,008      | CC                             | Q                           | \$6.00/4,000G   | no                                       | Man                                   | 1972                         | no                                      | no                           | no                            | no                                  |
| CAMANCHE       | 4,367      | CC                             | Q                           | \$4.50/6,000G   | 5%                                       | Man                                   | 1961                         | yes %NA                                 | \$7.50                       | no                            | yes                                 |
| CAMBRIDGE      | 676        | CC                             | M                           | \$4.00/1,500G   | 5%                                       | Man                                   | 6-1-78                       | no                                      | no                           | no                            | no                                  |
| CARROLL        | 9,218      | CC                             | M                           | \$2.10/200CF  | 10%                                      | Comp                                  | 4-76                         | no                                      | no                           | no                            | no                                  |
| CASEY          | 561        | CC                             | M                           | \$3.50/1,000G   | no                                       | Man                                   | 12-77                        | NA                                      | no                           | no                            | no                                  |
| CEDAR FALLS    | 33,154     | BD                             | M                           | \$2.00/M  | 5%                                       | Comp                                  | 5-76                         | 1-1-78 10%                              | no                           | no                            | yes                                 |
| CEDAR RAPIDS   | 116,000    | BD                             | Bi                          | By meter size   | 10%                                      | Comp                                  | 12-72                        | no                                      | no                           | no                            | no                                  |
| CENTER POINT   | 1,472      | CC                             | Q                           | \$4.50/500CF  | 10%                                      | Man                                   | 1-1-76                       | 1-79 90%                                | no                           | no                            | no                                  |
| CENTERVILLE    | 6,531      | BD                             | M                           | \$2.50/1,800G   | Shut-off only                            | Comp                                  | 4-75                         | no                                      | \$35.00                      | \$35.00                       | yes                                 |
| CENTRAL CITY   | 1,116      | CC                             | Q                           | \$5.25/2,500G   | 10%                                      | Man                                   | 1-1-78                       | no                                      | no                           | no                            | no                                  |
| CHARITON       | 5,009      | BD                             | Q                           | \$7.90/6,000G   | 10%                                      | Man                                   | 1-78                         | 1-79 5%                                 | no                           | no                            | yes                                 |
| CHARLES CITY   | 9,268      | CC                             | M                           | \$1.50/1,500G   | no                                       | Comp                                  | 5-1-77                       | no                                      | no                           | no                            | no                                  |
| CHEROKEE       | 7,272      | CC                             | Bi                          | \$5.40/Bi   | no                                       | Comp                                  | 9-76                         | no                                      | no                           | no                            | no                                  |
| CLARENCE       | 915        | CC                             | Q                           | \$4.00/Q  | \$1.00                                   | Man                                   | 6-77                         | no                                      | no                           | no                            | yes                                 |
| CLARINDA       | 5,420      | CC                             | M                           | NA  | 10%                                      | Comp                                  | 1-76                         | no                                      | no                           | no                            | yes                                 |
| CLARKSVILLE    | 1,380      | CC                             | Q                           | \$3.86/5,500G   | no                                       | Man                                   | 7-77                         | no                                      | no                           | no                            | yes                                 |
| CLEAR LAKE     | 6,876      | CC                             | M                           | \$4.00/Q  | 10%                                      | Comp                                  | 7-1-77                       | 1979 15-20%                             | no                           | no                            | no                                  |
| **CLIVE        | 4,347      | CC                             | Q                           | NA  | 10%                                      | Man                                   | -                            | yes %NA                                 | no                           | no                            | yes                                 |
| COGGON         | 656        | CC                             | Q                           | \$2.50/4,000G   | no                                       | Man                                   | -                            | -                                       | no                           | no                            | yes                                 |
| COLESBURG      | 379        | CC                             | Q                           | \$9.00/4,000G   | Shut-off only                            | Man                                   | 4-77                         | 1978 %NA                                | no                           | no                            | no                                  |
| COLO           | 606        | CC                             | M                           | \$1.50/2,500G   | 10%                                      | Comp                                  | NA                           | no                                      | no                           | no                            | no                                  |
| COLUMBUS JCT.  | 1,205      | CC                             | M                           | \$5.60/2,000G   | 10%                                      | Man                                   | 3-78                         | no                                      | no                           | no                            | no                                  |

<sup>1</sup>CC = City Council  
BD = Board of Trustees  
PC = Private Concern

<sup>2</sup>M = Monthly  
Bi = Bi-Monthly  
Q = Quarterly

<sup>3</sup>G = Gallons  
CF = Cubic Feet  
M = Monthly  
Bi = Bi-monthly  
Q = Quarterly  
Bldg = Building

<sup>4</sup>R = Reconnect  
<sup>5</sup>Man = Manually  
Comp = Computerized  
Oth = Other

<sup>6</sup>yr = year  
FR = Flat Rate  
I = Industrial  
FL = Fire Levy  
Amt = Amount  
TS = Tap Size

<sup>7</sup>TS = Tap Size  
Min = Minimum  
yr = year  
M = Month  
NA = Information Not Available

\*City of Asbury has no water system.

\*\*Bettendorf purchases water from City of Davenport.  
Clive purchases water from City of Des Moines.



# Table A-2 MUNICIPAL WATER SYSTEMS

| CITY           | POPULATION | <sup>1</sup> ADMIN. OF UTILITY | <sup>2</sup> BILLING PERIOD | <sup>3</sup> MINIMUM CHARGE PER UNIT PER BILLING PERIOD | <sup>4</sup> PENALTY FOR DELINQUENT BILL | <sup>5</sup> HOW BILLING ACCOMPLISHED | DATE OF LAST RATE ADJUSTMENT | ANTICIPATE AN INCREASE DATE AND PERCENT | <sup>6</sup> PER HYDRANT FEE | <sup>7</sup> SPRINKLER CHARGE | OTHER CITY DEPTS. CHARGED FOR WATER |
|----------------|------------|--------------------------------|-----------------------------|---|--|---------------------------------------|------------------------------|---|------------------------------|-------------------------------|-------------------------------------|
| COON RAPIDS    | 1,381      | BD                             | M                           | \$3.20/4,000G   | 5%                                       | Comp                                  | 1-77                         | 1-79 %NA                                | \$1,000FR                    | no                            | yes                                 |
| CORNING        | 2,028      | BD                             | M                           | \$4.00/181.8CF  | 5%                                       | Comp                                  | 5-78                         | no                                      | no                           | no                            | yes                                 |
| COUNCIL BLUFFS | 60,348     | BD                             | Bi                          | By meter size   | no                                       | Comp                                  | 2-1-76                       | 9-78 15%                                | no                           | no                            | no                                  |
| CRESO          | 3,927      | CC                             | Q                           | \$7.00/5,000G   | 5%                                       | Comp                                  | -                            | no                                      | no                           | no                            | yes                                 |
| CRESTON        | 8,234      | BD                             | M                           | \$3.87/320CF  | 5%                                       | Man                                   | 7-1-77                       | yes %NA                                 | yes                          | no                            | NA                                  |
| DAKOTA CITY    | 867        | CC                             | M                           | \$12.50/3,000G  | 10%                                      | Man                                   | 3-78                         | no                                      | no                           | no                            | no                                  |
| DALLAS CENTER  | 1,128      | CC                             | Q                           | \$12.00/12,000G   | 10%                                      | Man                                   | 1976                         | yes %NA                                 | no                           | no                            | no                                  |
| DANBURY        | 527        | CC                             | Q                           | \$5.50/5,000G   | no                                       | Man                                   | 9-73                         | yes %NA                                 | no                           | no                            | no                                  |
| DAVENPORT      | 99,836     | PC                             | Q                           | By meter size   | no                                       | Comp                                  | 3-8-76                       | yes %NA                                 | \$42.60/yr                   | yes                           | yes                                 |
| DAYTON         | 928        | CC                             | Q                           | \$4.50 user fee   | 5%                                       | Oth                                   | 8-77                         | no                                      | no                           | no                            | yes                                 |
| DECORAH        | 7,703      | CC                             | Q                           | \$6.70/500CF  | no                                       | Man                                   | 7-1-78                       | no                                      | no                           | no                            | no                                  |
| DENISON        | 6,218      | BD                             | M                           | \$2.50/2,000G   | 5%                                       | Comp                                  | -                            | no                                      | no                           | no                            | no                                  |
| DENVER         | 1,358      | CC                             | M                           | none  | 5%                                       | Comp                                  | 8-15-78                      | no                                      | no                           | no                            | no                                  |
| DES MOINES     | 201,404    | BD                             | M&Q                         | By meter size   | no                                       | Comp                                  | 3-75                         | 1-79 %NA                                | Token Amt                    | TS                            | no                                  |
| DE WITT        | 3,647      | CC                             | Q                           | \$7.65/5,000G   | no                                       | Man                                   | 9-1-76                       | no                                      | no                           | no                            | no                                  |
| DONNELSON      | 798        | CC                             | M                           | \$5.10/2,000G   | 10%                                      | Man                                   | 1973                         | yes %NA                                 | \$100                        | no                            | no                                  |
| DOW CITY       | 600        | CC                             | Q                           | \$6.00/4,000G   | no                                       | Man                                   | no                           | no                                      | no                           | no                            | no                                  |
| DOWS           | 777        | CC                             | Q                           | \$8.63/7,500G   | no                                       | Man                                   | 12-26-74                     | no                                      | no                           | no                            | no                                  |
| DUBUQUE        | 62,309     | CC                             | Bi                          | By meter size   | 5%                                       | Comp                                  | 7-76                         | 1980 %NA                                | no                           | yes                           | no                                  |
| DUMONT         | 724        | CC                             | Q                           | \$2.25/3,000G   | no                                       | Man                                   | 12-75                        | no                                      | no                           | no                            | no                                  |
| DURANT         | 1,459      | CC                             | Q                           | \$5.00/700CF  | \$2.00                                   | Man                                   | 7-1-76                       | 1-79 66%                                | no                           | no                            | no                                  |
| DYERSVILLE     | 3,714      | CC                             | Q                           | \$6.00/4,000G   | 5%                                       | Comp                                  | 3-23-74                      | no                                      | no                           | no                            | no                                  |
| DYSART         | 1,251      | CC                             | M                           | \$1.50/Bldg.  | no                                       | Oth                                   | 10-74                        | no                                      | no                           | no                            | no                                  |
| EARLHAM        | 1,069      | CC                             | M                           | \$3.60/1,500G   | \$4.00R                                  | Man                                   | 11-77                        | no                                      | \$1,500/yr                   | no                            | no                                  |
| EARLING        | 573        | CC                             | M                           | \$4.25/2,000G   | 10%                                      | Man                                   | 10-15-76                     | no                                      | no                           | no                            | no                                  |
| EARLVILLE      | 751        | CC                             | M                           | \$3.00/2,000G   | 5%                                       | Man                                   | 6-76                         | no                                      | no                           | no                            | no                                  |
| EDGEWOOD       | 786        | CC                             | Q                           | \$6.00/6,000G   | 5%                                       | Man                                   | 1-1-77                       | no                                      | no                           | no                            | no                                  |
| ELDON          | 1,319      | CC                             | M                           | \$3.00/1,250G   | no                                       | Man                                   | 1-78                         | yes %NA                                 | no                           | no                            | no                                  |
| ELDORA         | 3,223      | CC                             | Bi                          | \$3.60/2,000G   | 5%                                       | Man                                   | 5-1-78                       | no                                      | no                           | no                            | no                                  |
| ELDRIDGE       | 2,624      | BD                             | Q                           | \$6.00/3,000G   | no                                       | Comp                                  | 1978                         | no                                      | \$100/yr                     | \$400/yr                      | yes                                 |
| ELKADER        | 1,592      | CC                             | Q                           | \$5.40/546CF  | 5%                                       | Oth                                   | 7-77                         | 7-79 10%                                | no                           | no                            | no                                  |
| ELKHART        | 269        | CC                             | Q                           | \$10.35/12,000G   | 10%                                      | Man                                   | 7-1-76                       | no                                      | no                           | no                            | no                                  |
| EMMETSBURG     | 4,150      | BD                             | M                           | \$4.00/1,500G   | 5%                                       | Man                                   | 3-78                         | no                                      | no                           | no                            | yes                                 |
| ESSEX          | 770        | CC                             | M                           | \$2.00/1,500G   | \$1.00/mo                                | Man                                   | 1975                         | no                                      | no                           | no                            | no                                  |
| FAIRBANK       | 810        | CC                             | Q                           | \$5.00/7,000G   | 5%                                       | Man                                   | 1960                         | yes %NA                                 | no                           | no                            | no                                  |
| FAIRFAX        | 635        | CC                             | Bi                          | \$4.00/5,000G/M   | 25¢                                      | Man                                   | NA                           | 8-78 10%                                | no                           | no                            | no                                  |
| FARMINGTON     | 800        | CC                             | Q                           | \$6.00/5,000G   | 5%                                       | Man                                   | 11-11-74                     | possible                                | no                           | no                            | no                                  |
| FAYETTE        | 1,947      | CC                             | Q                           | \$6.00/500CF  | no                                       | Man                                   | 7-1-77                       | 9-78 50%                                | no                           | no                            | no                                  |
| FENTON         | 403        | CC                             | Q                           | \$12.00/4,000G  | no                                       | Man                                   | 7-1-77                       | no                                      | no                           | no                            | no                                  |
| FONTANELLE     | 752        | CC                             | M                           | \$4.55/700G   | 5%                                       | Comp                                  | 5-1-76                       | no                                      | no                           | no                            | no                                  |
| FOREST CITY    | 4,506      | CC                             | Q                           | \$5.00/5,800G   | 5%                                       | Comp                                  | 1-21-74                      | 9-78 25%                                | no                           | no                            | no                                  |
| FORT DODGE     | 30,173     | CC                             | Q                           | \$5.65/5,000G   | no                                       | Comp                                  | 7-1-74                       | yes %NA                                 | no                           | no                            | no                                  |
| FORT MADISON   | 13,996     | BD                             | M                           | By meter size   | no                                       | Comp                                  | 7-1-75                       | 1978 10%                                | \$70/yr                      | 5¢/head/yr                    | yes                                 |
| GARNER         | 2,257      | CC                             | Q                           | \$6.40/4,000G   | 5%                                       | Comp                                  | 1-1-73                       | possible                                | no                           | no                            | no                                  |
| GARWIN         | 563        | CC                             | Q                           | \$4.25/3,000G   | .015%                                    | Man                                   | 1-10-77                      | no                                      | no                           | no                            | no                                  |
| GEORGE         | 1,192      | CC                             | Q                           | \$10.00/5,000G  | 5%                                       | Man                                   | 6-30-78                      | no                                      | no                           | no                            | no                                  |
| GILBERT        | 715        | CC                             | M                           | \$8.80/3,000G   | 9%                                       | Man                                   | 1977                         | no                                      | \$40                         | no                            | yes                                 |
| GILBERTVILLE   | 673        | CC                             | M                           | \$2.00/1,000G   | no                                       | Man                                   | 6-77                         | no                                      | no                           | no                            | no                                  |
| GILMORE CITY   | 766        | CC                             | Q                           | \$5.00/400CF  | 5%                                       | Man                                   | 1-77                         | no                                      | no                           | no                            | no                                  |
| GLADBROOK      | 961        | -                              | Q                           | \$10.00/5,000G  | 5%                                       | Man                                   | -                            | NA                                      | no                           | no                            | no                                  |
| GLENWOOD       | 5,002      | BD                             | M                           | \$5.00/2,000G   | 5%                                       | Comp                                  | 4-1-78                       | no                                      | no                           | \$50/yr                       | -                                   |
| GLIDDEN        | 964        | CC                             | M                           | \$5.76/2,000G   | 5%                                       | Man                                   | 11-77                        | no                                      | no                           | no                            | no                                  |
| GOWRIE         | 1,225      | BD                             | Q                           | \$6.00/3,000G   | 5%                                       | Man                                   | 1959                         | no                                      | no                           | no                            | no                                  |
| GRAETTINGER    | 907        | CC                             | Q                           | \$2.00/2,000G/M   | 5%                                       | Man                                   | 1976                         | no                                      | no                           | no                            | no                                  |
| GRAND JUNCTION | 969        | BD                             | Q                           | \$6.00/500CF  | 5%                                       | Man                                   | 2-1-76                       | no                                      | no                           | no                            | yes                                 |
| GRANGER        | 661        | CC                             | Q                           | \$9.60/6,000G   | no                                       | Man                                   | 7-75                         | no                                      | no                           | no                            | no                                  |
| GREENFIELD     | 2,212      | BD                             | M                           | \$3.60/1,500G   | no                                       | Man                                   | 3-20-78                      | no                                      | no                           | no                            | no                                  |
| GRINNELL       | 8,685      | CC                             | Q                           | \$5.75/500CF  | 10%                                      | Comp                                  | 6-30-78                      | 6-30-79 5%                              | no                           | no                            | no                                  |
| GRUNDY CENTER  | 2,712      | CC                             | M                           | \$5.50/500CF/Q  | 5%                                       | Comp                                  | 3-1-78                       | no                                      | no                           | no                            | no                                  |
| HAMBURG        | 1,649      | CC                             | Q                           | \$7.50/4,000G   | 18%                                      | Man                                   | 1-76                         | no                                      | no                           | no                            | no                                  |

<sup>1</sup>CC = City Council  
BD = Board of Trustees  
PC = Private Concern

<sup>2</sup>M = Monthly  
Bi = Bi-Monthly  
Q = Quarterly

<sup>3</sup>G = Gallons  
CF = Cubic Feet  
M = Monthly  
Bi = Bi-monthly  
Q = Quarterly  
Bldg = Building

<sup>4</sup>R = Reconnect  
<sup>5</sup>Man = Manually  
Comp = Computerized  
Oth = Other

<sup>6</sup>yr = year  
FR = Flat Rate  
I = Industrial  
FL = Fire Levy  
Amt = Amount  
TS = Tap Size

<sup>7</sup>TS = Tap Size  
Min = Minimum  
yr = year  
M = Month  
NA = Information Not Available

# Table A-3 MUNICIPAL WATER SYSTEMS

| CITY           | POPULATION | 1ADMIN. OF UTILITY | 2BILLING PERIOD | 3MINIMUM CHARGE PER UNIT PER BILLING PERIOD | 4PENALTY FOR DELINQUENT BILL | 5HOW BILLING ACCOMPLISHED | DATE OF LAST RATE ADJUSTMENT | ANTICIPATE AN INCREASE DATE AND PERCENT | 6PER HYDRANT FEE | 7SPRINKLER CHARGE | OTHER CITY DEPTS. CHARGED FOR WATER |
|----------------|------------|--------------------|-----------------|---|------------------------------|---------------------------|------------------------------|---|------------------|-------------------|-------------------------------------|
| HAMPTON        | 4,450      | CC                 | Q               | \$6.72/4,000G                               | no                           | Comp                      | 6-24-77                      | no                                      | no               | no                | no                                  |
| HARLAN         | 5,251      | BD                 | M               | \$2.25/1,000G                               | no                           | Comp                      | 9-76                         | 9-78 20%                                | no               | yes               | yes                                 |
| HARTLEY        | 1,694      | CC                 | M               | \$9.00/5,000G/Q                             | 10%                          | Comp                      | 6-15-78                      | no                                      | no               | no                | no                                  |
| HAWARDEN       | 2,789      | CC                 | M               | \$1.75/M                                    | no                           | Comp                      | 9-78                         | no                                      | no               | no                | no                                  |
| HAWKEYE        | 529        | CC                 | 1/2 yr.         | \$9.00/1/2 yr.                              | 10%                          | Man                       | 1975                         | no                                      | no               | no                | no                                  |
| HEDRICK        | 790        | CC                 | M               | \$9.50/3,000G                               | 5%                           | Man                       | 7-78                         | no                                      | no               | no                | no                                  |
| HIAWATHA       | 3,734      | BD                 | Bi              | \$4.28/3,000G                               | \$.50                        | Man                       | 9-1-77                       | no                                      | no               | no                | no                                  |
| HOLSTEIN       | 1,445      | CC                 | Q               | \$9.00/6,000G                               | \$.50                        | Man                       | 7-78                         | no                                      | no               | no                | no                                  |
| HOPKINTON      | 800        | BD                 | M               | \$5.25/5,000G/Q                             | no                           | Man                       | 4-1-78                       | no                                      | no               | no                | yes                                 |
| HUDSON         | 1,970      | CC                 | Q               | \$2.25/500CF                                | 10%                          | Man                       | NA                           | 10-78 100%                              | no               | no                | no                                  |
| HULL           | 1,523      | CC                 | M               | \$2.00/1,000G                               | 10%                          | NA                        | 11-1-77                      | no                                      | no               | no                | no                                  |
| HUMBOLDT       | 4,572      | BD                 | Q               | \$7.08/4,000G                               | -                            | Comp                      | 6-1-78                       | no                                      | yes              | yes               | no                                  |
| HUXLEY         | 1,377      | CC                 | M               | \$4.50/1,500G                               | no                           | Man                       | 6-1-78                       | no                                      | no               | no                | no                                  |
| IDA GROVE      | 2,261      | CC                 | Q               | \$4.00/4,000G                               | 5%                           | Man                       | 1976                         | no                                      | no               | no                | no                                  |
| INDEPENDENCE   | 5,910      | CC                 | M               | \$2.00/1,500G                               | 10%                          | Comp                      | 3-74                         | possible                                | no               | no                | no                                  |
| INWOOD         | 690        | CC                 | M               | \$3.00/1,000G                               | \$.50/M                      | Man                       | 1976                         | no                                      | no               | no                | no                                  |
| IOWA FALLS     | 6,454      | CC                 | Q               | \$3.80/4,000G                               | 10%                          | Man                       | 1958                         | 1978 18%                                | no               | no                | no                                  |
| IRWIN          | 439        | CC                 | Q               | \$7.20/5,000G                               | no                           | Man                       | 1976 50%                     | no                                      | no               | no                | no                                  |
| JANESVILLE     | 740        | CC                 | M               | \$3.00/4,000G                               | 10%                          | Man                       | 1977                         | no                                      | no               | no                | no                                  |
| JEFFERSON      | 4,735      | CC                 | Q               | \$4.35/270CF                                | no                           | Comp                      | 1970                         | 10-78 45%                               | no               | no                | no                                  |
| JEWELL         | 1,152      | CC                 | M               | \$3.41/2,000G                               | 10%                          | Man                       | 1970                         | no                                      | no               | no                | no                                  |
| **JOHNSTON     | 2,333      | CC                 | Q               | \$20.00/20,000G                             | 10%                          | Comp                      | 1-74                         | 1-79 %NA                                | no               | no                | yes                                 |
| KALONA         | 1,568      | CC                 | Q               | NA  | \$2.00                       | Comp                      | 1972                         | no                                      | no               | no                | no                                  |
| KEOKUK         | 15,173     | BD                 | M               | By meter size                               | 5%                           | Comp                      | 2-10-73                      | no                                      | \$108/yr/I       | yes               | no                                  |
| KEOSAUQUA      | 1,108      | CC                 | Q               | \$6.60/5,000G                               | 10%                          | Man                       | 1-4-77                       | 1-79 33%                                | no               | no                | no                                  |
| KEOTA          | 1,112      | CC                 | Q               | NA  | no                           | Oth                       | 1-1-75                       | yes %NA                                 | no               | no                | no                                  |
| KINGSLEY       | 1,097      | CC                 | Q               | \$5.00/4,000G                               | 10% 75¢ min.                 | Comp                      | 4-1-77                       | no                                      | no               | no                | no                                  |
| KNOXVILLE      | 7,755      | BD                 | Bi              | \$6.00/5,000G                               | no                           | Oth                       | 3-1-76                       | no                                      | no               | no                | no                                  |
| LAKE CITY      | 1,910      | CC                 | Bi              | \$8.00/2,000G                               | 5%                           | Man                       | 3-78                         | no                                      | no               | no                | no                                  |
| **LAKESIDE     | 550        | CC                 | Q               | \$7.00/10,000G                              | Shut-off only                | Man                       | 1974                         | yes %NA                                 | no               | no                | NA                                  |
| LAKE VIEW      | 1,249      | CC                 | M               | \$2.50/2,200G                               | no                           | Comp                      | 5-77                         | no                                      | no               | no                | yes                                 |
| LA PORTE CITY  | 2,304      | BD                 | M               | \$3.50/250CF                                | 5%                           | Man                       | 5-76                         | NA                                      | no               | no                | no                                  |
| LAWLER         | 513        | CC                 | Q               | \$4.00/4,000G                               | 5%                           | Man                       | 1968                         | no                                      | no               | no                | no                                  |
| LE CLAIRE      | 2,619      | CC                 | Q               | By meter size                               | 10%                          | Man                       | NA                           | 8-78 %NA                                | no               | no                | yes                                 |
| LE GRAND       | 805        | CC                 | M               | \$6.00/2,000G                               | Shut-off only                | Man                       | 5-77                         | no                                      | no               | no                | no                                  |
| LE MARS        | 8,159      | PC                 | Q               | \$7.85/7,900G                               | 5%                           | Comp                      | 9-20-76                      | 1979 %NA                                | \$20/yr          | \$14.94/Q         | no                                  |
| LENOX          | 1,210      | BD                 | M               | By meter size                               | 5%                           | Comp                      | NA                           | no                                      | no               | no                | no                                  |
| LEON           | 2,142      | CC                 | M               | \$2.80/1,000G                               | 10%                          | Man                       | 1976                         | no                                      | no               | no                | no                                  |
| LINEVILLE      | 385        | CC                 | M               | \$6.50/2,000G                               | 5%                           | Man                       | NA                           | no                                      | no               | no                | no                                  |
| LIVERMORE      | 510        | CC                 | M               | \$9.50/3,000G                               | 10%                          | Comp                      | 6-78                         | no                                      | no               | no                | no                                  |
| LOGAN          | 1,526      | CC                 | Q               | \$3.00/6,000G                               | 10%                          | Man                       | 9-5-61                       | 10-78 %NA                               | no               | no                | no                                  |
| LOHRVILLE      | 553        | CC                 | M               | \$14.75/3,000G                              | 5%                           | Man                       | 8-1-78                       | no                                      | no               | no                | no                                  |
| LONE TREE      | 936        | CC                 | Q               | \$9.00/5,000G                               | Shut-off only                | Man                       | 1973                         | no                                      | no               | no                | no                                  |
| LOST NATION    | 547        | CC                 | Q               | NA  | 5%                           | Man                       | NA                           | NA                                      | no               | no                | no                                  |
| LOVILIA        | 640        | CC                 | M               | \$5.00/2,000G                               | 10%                          | Man                       | 5-77                         | 1978 %NA                                | no               | no                | no                                  |
| MADRID         | 2,500      | CC                 | Q               | \$6.60/4,000G                               | 5%                           | Oth                       | 6-1-78                       | no                                      | no               | no                | no                                  |
| MALVERN        | 1,158      | CC                 | Q               | \$6.00/6,000G                               | no                           | Man                       | 7-7-75                       | no                                      | no               | no                | no                                  |
| MANILLA        | 942        | BD                 | M               | \$4.38/2,000G                               | no                           | Man                       | 10-72                        | no                                      | no               | no                | no                                  |
| MANNING        | 1,656      | CC                 | M               | \$11.00/4,000G/Q                            | no                           | Oth                       | 1-1-78                       | no                                      | no               | no                | yes                                 |
| MANSON         | 1,993      | CC                 | M               | \$5.00/1,000G                               | 10%                          | Oth                       | 7-1-78                       | no                                      | no               | no                | no                                  |
| MAQUOKETA      | 6,000      | CC                 | Q               | \$7.00/1,275CF                              | no                           | Comp                      | 9-76                         | yes %NA                                 | no               | \$165/yr          | no                                  |
| MARCUS         | 1,272      | CC                 | Q               | \$7.92/600CF                                | no                           | Comp                      | 1-1-78                       | possible                                | no               | no                | no                                  |
| MARION         | 18,190     | BD                 | Bi              | By meter size                               | no                           | Comp                      | 1-76                         | no                                      | NA               | no                | yes                                 |
| MARSHALLTOWN   | 26,506     | BD                 | Q               | \$5.00/500CF                                | 10%                          | Comp                      | 10-76                        | yes 10-20%                              | no               | no                | no                                  |
| MASON CITY     | 31,839     | CC                 | M               | By meter size                               | no                           | Comp                      | 10-76                        | no                                      | no               | no                | no                                  |
| MAXWELL        | 758        | CC                 | Q               | \$10.00/2,000G                              | 5%                           | Man                       | 1-1-78                       | no                                      | no               | no                | no                                  |
| MC GREGOR      | 990        | BD                 | Q               | \$4.50/350CF                                | 5%                           | Man                       | 9-77                         | no                                      | no               | no                | no                                  |
| MECHANICSVILLE | 989        | CC                 | Q               | \$5.00/4,000G                               | no                           | Man                       | 1976                         | no                                      | no               | no                | no                                  |
| MELBOURNE      | 661        | CC                 | Q               | \$6.00/3,000G                               | no                           | Man                       | 1-1-78                       | no                                      | no               | no                | no                                  |
| MELCHER        | 913        | CC                 | Bi              | \$14.40/4,000G                              | no                           | Man                       | 1-1-78                       | no                                      | no               | no                | no                                  |

1CC = City Council  
BD = Board of Trustees  
PC = Private Concern

2M = Monthly  
Bi = Bi-Monthly  
Q = Quarterly

3G = Gallons  
CF = Cubic Feet  
M = Monthly  
Bi = Bi-monthly  
Q = Quarterly  
Bldg = Building

4R = Reconnect  
5Man = Manually  
Comp = Computerized  
Oth = Other

6yr = year  
FR = Flat Rate  
I = Industrial  
FL = Fire Levy  
Amt = Amount  
TS = Tap Size

7TS = Tap Size  
Min = Minimum  
yr = year  
NA = Information Not Available

\*\*Johnston purchases water from City of Des Moines.  
Lakeside purchases water from City of Storm Lake.

# Table A-4 MUNICIPAL WATER SYSTEMS

| CITY            | POPULATION | <sup>1</sup> ADMIN. OF UTILITY | <sup>2</sup> BILLING PERIOD | <sup>3</sup> MINIMUM CHARGE PER UNIT PER BILLING PERIOD | <sup>4</sup> PENALTY FOR DELINQUENT BILL | <sup>5</sup> HOW BILLING ACCOMPLISHED | DATE OF LAST RATE ADJUSTMENT | ANTICIPATE AN INCREASE DATE AND PERCENT | <sup>6</sup> PER HYDRANT FEE | <sup>7</sup> SPRINKLER CHARGE | OTHER CITY DEPTS. CHARGED FOR WATER |
|-----------------|------------|--------------------------------|-----------------------------|---|--|---------------------------------------|------------------------------|---|------------------------------|-------------------------------|-------------------------------------|
| MENLO           | 391        | CC                             | M                           | \$12.00/3,000G  | no                                       | Man                                   | 3-15-78                      | no                                      | no                           | no                            | yes                                 |
| MILO            | 675        | CC                             | M                           | \$3.50/2,500G   | 50¢                                      | Man                                   | -                            | 1-79 %NA                                | no                           | no                            | no                                  |
| MINGO           | 260        | CC                             | Q                           | \$15.00/6,000G  | no                                       | Man                                   | 1972                         | no                                      | no                           | no                            | no                                  |
| MITCHELLVILLE   | 1,430      | CC                             | Q                           | \$12.00/6,000G  | 9%                                       | Comp                                  | 10-1-75                      | no                                      | no                           | no                            | no                                  |
| MONONA          | 1,395      | CC                             | M                           | NA  | no                                       | Comp                                  | 1977                         | no                                      | no                           | no                            | no                                  |
| MONTEZUMA       | 1,500      | BD                             | M                           | \$3.00/1,000G   | 5%                                       | Man                                   | 7-20-77                      | no                                      | no                           | no                            | yes                                 |
| MONTICELLO      | 3,669      | CC                             | Q                           | \$4.62/3,000G   | 10%                                      | Man                                   | 11-75                        | no                                      | no                           | no                            | no                                  |
| MORAVIA         | 699        | CC                             | M                           | \$8.00/4,000G   | no                                       | Man                                   | 7-1-76                       | no                                      | no                           | no                            | no                                  |
| MOULTON         | 763        | CC                             | M                           | \$6.50/2,000G   | 50¢                                      | Man                                   | 8-1-76                       | no                                      | no                           | no                            | no                                  |
| MOUNT AYR       | 1,782      | CC                             | M                           | NA  | no                                       | Man                                   | NA                           | NA                                      | no                           | no                            | no                                  |
| MT. PLEASANT    | 7,007      | BD                             | M                           | By meter size   | 5%                                       | Man                                   | 3-1-78                       | no                                      | no                           | NA                            | no                                  |
| MOUNT VERNON    | 3,268      | CC                             | Q                           | \$6.05/1,000CF  | no                                       | Man                                   | 7-1-78                       | no                                      | no                           | no                            | no                                  |
| MURRAY          | 620        | BD                             | Q                           | \$18.00/15,000G   | 50¢                                      | Man                                   | 4-78                         | no                                      | no                           | no                            | yes                                 |
| MUSCATINE       | 23,758     | BD                             | M                           | By meter size   | 5%                                       | Comp                                  | 11-75                        | 12-78 10%                               | no                           | no                            | no                                  |
| NASHUA          | 1,712      | CC                             | Q                           | \$3.44/700CF  | no                                       | Man                                   | 10-1-77                      | 10-1-78 %NA                             | no                           | no                            | no                                  |
| NEOLA           | 968        | CC                             | M                           | \$3.00/2,000G   | 5%                                       | Man                                   | 6-75                         | no                                      | no                           | no                            | no                                  |
| NEW ALBIN       | 644        | CC                             | Q                           | \$4.50/4,000G   | 10%                                      | Man                                   | 10-77                        | no                                      | no                           | no                            | no                                  |
| NEW HALL        | 875        | CC                             | Q                           | \$2.00/month  | 10%                                      | Man                                   | 1-76                         | no                                      | no                           | no                            | no                                  |
| NEW HARTFORD    | 690        | CC                             | M                           | \$3.50/month  | 10%                                      | Man                                   | 7-78                         | 7-79 16%                                | no                           | no                            | no                                  |
| NEW LONDON      | 1,900      | BD                             | M                           | \$1.60/month  | 5%                                       | Comp                                  | 9-74                         | no                                      | no                           | \$12.50/M                     | no                                  |
| NEW MARKET      | 501        | CC                             | M                           | \$4.00/2,000G   | 10%                                      | Man                                   | 6-1-78                       | no                                      | no                           | no                            | no                                  |
| NEW SHARON      | 944        | CC                             | Q                           | \$3.20/250CF  | no                                       | Man                                   | 11-76                        | no                                      | no                           | no                            | no                                  |
| NEWTON          | 15,619     | BD                             | M&Q                         | \$3.50/200CF/M  | \$1.00                                   | Comp                                  | 7-1-78                       | no                                      | no                           | no                            | yes                                 |
| NORA SPRINGS    | 1,337      | CC                             | Q                           | \$6.75/3,000G   | NA                                       | Man                                   | NA                           | no                                      | no                           | no                            | no                                  |
| NORTH ENGLISH   | 965        | CC                             | M                           | \$4.00/1,500G   | 10%                                      | Man                                   | 10-77                        | no                                      | no                           | no                            | no                                  |
| NORTH LIBERTY   | 1,408      | CC                             | M                           | \$11.00/3,000G  | 10%                                      | Man                                   | 6-1-78                       | no                                      | no                           | no                            | no                                  |
| **NORWALK       | 2,313      | CC                             | M                           | \$3.00/3,000G   | no                                       | Man                                   | 5-19-77                      | possible 35%                            | no                           | no                            | no                                  |
| OAKLAND         | 1,603      | CC                             | M                           | \$3.00/1,000G   | 10%                                      | Man                                   | 1-1-77                       | no                                      | FL                           | no                            | no                                  |
| OCHEYEDAN       | 545        | CC                             | Q                           | \$5.00/Q  | no                                       | Man                                   | 1957                         | no                                      | no                           | no                            | no                                  |
| OELWEIN         | 7,735      | CC                             | M                           | \$1.80/250CF  | 10%                                      | Man                                   | 3-77                         | no                                      | no                           | no                            | no                                  |
| OLIN            | 710        | CC                             | Bi                          | \$8.40/4,000G   | NA                                       | Man                                   | 4-78                         | no                                      | no                           | no                            | no                                  |
| OSAGE           | 3,815      | CC                             | M&Q                         | \$3.56/Q  | 5%                                       | Comp                                  | 2-3-75                       | possible                                | no                           | no                            | no                                  |
| OSCEOLA         | 3,375      | BD                             | Bi                          | \$6.00/4,000G   | \$1.00                                   | Man                                   | 3-1-78                       | no                                      | no                           | no                            | no                                  |
| OSKALOOSA       | 11,224     | BD                             | M&Q                         | \$6.92/Q  | no                                       | Man                                   | 3-78                         | no                                      | \$12.50                      | 13¢/head/Yr                   | no                                  |
| OTTUMWA         | 30,213     | BD                             | Q                           | \$12.20/900CF   | 5%                                       | Comp                                  | 3-1-75                       | 11-78 30%                               | \$20/Yr                      | \$60 min                      | no                                  |
| OXFORD          | 713        | CC                             | Q                           | \$5.00/Q  | \$10/R                                   | Man                                   | 1-77                         | no                                      | no                           | no                            | no                                  |
| PACIFIC JCT.    | 505        | CC                             | M                           | \$6.83/3,000G   | 10%                                      | Man                                   | 3-78                         | no                                      | no                           | no                            | yes                                 |
| PARKERSBURG     | 1,631      | CC                             | Q                           | \$4.00/1,500G   | -  | Man                                   | 1-78                         | no                                      | no                           | no                            | no                                  |
| PAULLINA        | 1,257      | CC                             | M                           | \$3.50/1,000G   | \$5.00                                   | Man                                   | 4-78                         | no                                      | no                           | no                            | yes                                 |
| PERRY           | 6,906      | BD                             | Q                           | \$10.00/3,000G  | 5%                                       | Man                                   | 12-1-77                      | no                                      | no                           | no                            | no                                  |
| **PLEASANT HILL | 2,538      | CC                             | Q                           | \$4.70/5,000G   | 9%                                       | Comp                                  | 1977                         | no                                      | \$5.00                       | no                            | metered                             |
| POSTVILLE       | 1,546      | CC                             | Q                           | \$15.45/3,000G  | 10%                                      | Man                                   | NA                           | no                                      | no                           | no                            | no                                  |
| PRESTON         | 950        | CC                             | M                           | \$4.25/M  | 5%                                       | Comp                                  | 6-75                         | yes %NA                                 | no                           | no                            | no                                  |
| PRIMGHAR        | 1,016      | CC                             | NA                          | NA  | 5%                                       | Man                                   | 1975                         | yes %NA                                 | no                           | no                            | no                                  |
| READLYN         | 616        | CC                             | Q                           | \$4.50/3,000G   | 5%                                       | Man                                   | 2-1-78                       | NA                                      | no                           | no                            | no                                  |
| REINBECK        | 1,711      | CC                             | Q                           | \$5.00/500CF  | \$5/R                                    | Man                                   | 8-77                         | no                                      | no                           | no                            | no                                  |
| REMSEN          | 1,440      | BD                             | M&Q                         | \$6.00/3,000G/Q   | 10%                                      | Comp                                  | 3-14-74                      | no                                      | no                           | no                            | NA                                  |
| RICEVILLE       | 877        | CC                             | Q                           | \$4.50/3,000G   | 10%                                      | Man                                   | 6-77                         | no                                      | no                           | yes                           | no                                  |
| RICHLAND        | 595        | CC                             | Q                           | \$8.70/9,000G   | NA                                       | Man                                   | none                         | no                                      | no                           | no                            | no                                  |
| RIVERSIDE       | 794        | CC                             | Q                           | \$4.00/3,000G   | no                                       | Man                                   | 6-75                         | no                                      | no                           | no                            | no                                  |
| ROCKFORD        | 902        | CC                             | M                           | \$10.00/4,000G/Q  | NA                                       | Man                                   | NA                           | NA                                      | no                           | no                            | yes                                 |
| ROCK RAPIDS     | 2,732      | BD                             | M                           | \$3.00/2,000G   | 5%                                       | Comp                                  | 4-15-76                      | 10-78 45%                               | no                           | no                            | no                                  |
| ROCK VALLEY     | 2,445      | CC                             | Q                           | \$7.50/3,000G   | 10%                                      | Man                                   | 7-1-77                       | no                                      | no                           | no                            | no                                  |
| ROCKWELL CITY   | 2,400      | CC                             | M                           | \$4.00/1,500G   | 10%                                      | Comp                                  | 10-77                        | no                                      | no                           | no                            | no                                  |
| ROLAND          | 803        | CC                             | M                           | \$2.70/300CF  | no                                       | Man                                   | 1977                         | yes 20%                                 | no                           | no                            | no                                  |
| ROLFE           | 838        | CC                             | Q                           | \$6.50/3,000G   | 5%                                       | Man                                   | 2-14-74                      | no                                      | no                           | no                            | no                                  |
| RUSSELL         | 591        | CC                             | M                           | \$3.00/2,000G   | 10%                                      | Man                                   | 9-2-74                       | possible                                | no                           | no                            | no                                  |
| SABULA          | 845        | CC                             | M                           | no  | no                                       | Man                                   | 4-15-78                      | no                                      | no                           | no                            | yes                                 |
| ST. ANSGAR      | 994        | CC                             | Q                           | \$4.50/3,000G   | 9%                                       | Man                                   | 1-1-78                       | no                                      | no                           | no                            | no                                  |
| SALIX           | 393        | CC                             | M                           | no  | \$1.00                                   | Man                                   | 10-76                        | no                                      | no                           | no                            | no                                  |

<sup>1</sup>CC = City Council  
BD = Board of Trustees  
PC = Private Concern

<sup>2</sup>M = Monthly  
Bi = Bi-Monthly  
Q = Quarterly

<sup>3</sup>G = Gallons  
CF = Cubic Feet  
M = Monthly  
Bi = Bi-monthly  
Q = Quarterly  
Bldg = Building

<sup>4</sup>R = Reconnect

<sup>5</sup>Man = Manually  
Comp = Computerized  
Oth = Other

<sup>6</sup>yr = year  
FR = Flat Rate  
I = Industrial  
FL = Fire Levy  
Amt = Amount  
TS = Tap Size

<sup>7</sup>TS = Tap Size  
Min = Minimum  
yr = year  
M = Month

NA = Information Not Available

\*\*Norwalk purchases water from City of Des Moines.  
Pleasant Hill purchases water from City of Des Moines.



# Table A-5 MUNICIPAL WATER SYSTEMS

| CITY             | POPULATION | <sup>1</sup> ADMIN. OF UTILITY | <sup>2</sup> BILLING PERIOD | <sup>3</sup> MINIMUM CHARGE PER UNIT PER BILLING PERIOD | <sup>4</sup> PENALTY FOR DELINQUENT BILL | <sup>5</sup> HOW BILLING ACCOMPLISHED | DATE OF LAST RATE ADJUSTMENT | ANTICIPATE AN INCREASE DATE AND PERCENT | <sup>6</sup> PER HYDRANT FEE | <sup>7</sup> SPRINKLER CHARGE | OTHER CITY DEPTS. CHARGED FOR WATER |
|------------------|------------|--------------------------------|-----------------------------|---|--|---------------------------------------|------------------------------|---|------------------------------|-------------------------------|-------------------------------------|
| SANBORN          | 1,465      | CC                             | Q                           | \$1.00/1,000G   | no                                       | Man                                   | NA                           | no                                      | no                           | no                            | yes                                 |
| SCHLESWIG        | 875        | CC                             | Q                           | \$7.50/Q  | \$1.00                                   | Man                                   | 7-27-77                      | no                                      | no                           | no                            | no                                  |
| SEYMOUR          | 931        | BD                             | M                           | By meter size   | NA                                       | Man                                   | 3-75                         | possible                                | no                           | no                            | no                                  |
| SHELBY           | 532        | CC                             | M                           | \$6.00/1,000G   | no                                       | Man                                   | 4-78                         | no                                      | no                           | no                            | no                                  |
| SHELDON          | 4,535      | CC                             | Q                           | \$6.00/4,000G   | no                                       | Man                                   | 1-1-77                       | 1-79 %NA                                | no                           | no                            | no                                  |
| SHENANDOAH       | 6,242      | CC                             | M                           | \$3.20/200CF  | no                                       | NA                                    | NA                           | no                                      | no                           | no                            | no                                  |
| SIBLEY           | 2,955      | CC                             | Q                           | \$6.00/5,000G   | no                                       | Comp                                  | 7-77                         | 1-79 30%                                | \$4000/FR                    | no                            | no                                  |
| SIDNEY           | 1,161      | CC                             | Q                           | \$7.00/7,000G   | no                                       | Man                                   | 7-1-77                       | no                                      | no                           | no                            | no                                  |
| SIoux CENTER     | 3,996      | CC                             | M                           | \$3.40/1,000G   | 5%                                       | Comp                                  | 9-76                         | 11-78 12%                               | no                           | yes                           | yes                                 |
| SIoux CITY       | 86,000     | CC                             | M&Q                         | \$6.00/600CF/Q  | Shut-off only                            | Man&Comp                              | 1-1-77                       | 1-79 25%                                | no                           | no                            | no                                  |
| SIoux RAPIDS     | 813        | CC                             | Q                           | \$5.40/4,000G   | \$3.00                                   | Man                                   | 1-1-78                       | NA                                      | no                           | no                            | no                                  |
| SLOAN            | 799        | CC                             | Q                           | no  | no                                       | Man                                   | 7-77                         | 1979 25%                                | no                           | no                            | no                                  |
| SOLO             | 960        | CC                             | Q                           | \$3.75/3,000G   | \$10.00                                  | Man                                   | 1968                         | NA                                      | no                           | no                            | no                                  |
| SPENCER          | 10,374     | BD                             | M                           | \$3.75/3,000G   | 5%                                       | Comp                                  | 4-1-78                       | no                                      | no                           | no                            | no                                  |
| STANWOOD         | 642        | CC                             | Q                           | \$3.60/2,000G   | \$2.00                                   | Man                                   | 2-7-77                       | no                                      | no                           | no                            | no                                  |
| STORM LAKE       | 8,591      | CC                             | M                           | \$2.80/M  | \$5.00                                   | Comp                                  | 10-76                        | 10-78 8%                                | no                           | no                            | yes                                 |
| STORY CITY       | 2,611      | CC                             | M                           | By meter size   | 5%                                       | Comp                                  | 7-1-78                       | no                                      | no                           | no                            | no                                  |
| STRATFORD        | 710        | CC                             | Q                           | \$7.50/1,000G   | 25¢                                      | Man                                   | 7-1-78                       | no                                      | no                           | no                            | no                                  |
| STUART           | 1,354      | BD                             | M                           | \$4.50/1,500G   | 5%                                       | Man                                   | 1974                         | possible 10%                            | no                           | no                            | no                                  |
| SULLY            | 685        | CC                             | Q                           | \$6.80/3,400G   | no                                       | Man                                   | 8-76                         | no                                      | no                           | no                            | no                                  |
| SUMNER           | 2,174      | CC                             | Q                           | \$5.00/3,000G   | no                                       | Man                                   | 7-1-76                       | no                                      | no                           | no                            | no                                  |
| SUTHERLAND       | 875        | CC                             | Q                           | \$8.00/3,500G   | 25¢                                      | Man                                   | 1-74                         | no                                      | no                           | no                            | no                                  |
| *SWISHER         | 607        | CC                             | Q                           | \$5.00/3,000G   | 10%                                      | Man                                   | 8-2-76                       | no                                      | no                           | no                            | no                                  |
| TABOR            | 950        | CC                             | M                           | \$5.00/3,000G   | 10%                                      | Man                                   | 1-1-77                       | no                                      | no                           | no                            | no                                  |
| TAMA             | 3,000      | CC                             | Q                           | \$3.60/3,000G   | no                                       | Man                                   | 1-1-77                       | no                                      | no                           | no                            | no                                  |
| THOMPSON         | 600        | CC                             | Q                           | \$8.29/6,000G   | 10%                                      | Man                                   | 3-78                         | no                                      | no                           | no                            | no                                  |
| TIPTON           | 2,877      | CC                             | M                           | \$1.10/M  | 5%                                       | Comp                                  | 12-77                        | no                                      | no                           | no                            | no                                  |
| TOLEDO           | 2,356      | CC                             | Q                           | \$5.00/3,000G   | no                                       | Man                                   | NA                           | no                                      | no                           | no                            | no                                  |
| TRAER            | 1,685      | BD                             | M                           | \$3.14/1,900G   | 5%                                       | Comp                                  | 5-15-76                      | no                                      | no                           | no                            | yes                                 |
| TREYNOR          | 727        | CC                             | M                           | \$4.00/2,000G   | Shut-off only                            | Man                                   | 6-1-77                       | possible                                | no                           | no                            | no                                  |
| **UNIVERSITY HTS | 1,181      | CC                             | M                           | \$6.00/4,000G   | 5%                                       | Man                                   | 11-1-76                      | no                                      | no                           | no                            | no                                  |
| UTE              | 512        | CC                             | M                           | \$6.00/3,000G   | Shut-off only                            | Man                                   | 7-1-77                       | no                                      | no                           | no                            | no                                  |
| VAIL             | 486        | CC                             | M                           | \$6.25/5,000G   | \$1.00                                   | Man                                   | 5-1-78                       | no                                      | no                           | no                            | no                                  |
| VAN HORNE        | 613        | CC                             | Q                           | \$7.50/10,000G  | no                                       | Man                                   | New system                   | NA                                      | no                           | no                            | no                                  |
| VENTURA          | 543        | CC                             | Q                           | \$7.50/10,000G  | no                                       | Man                                   | New system                   | NA                                      | no                           | no                            | no                                  |
| VICTOR           | 949        | CC                             | Q                           | \$21.00/Q   | 10%                                      | Man                                   | 6-30-77                      | no                                      | no                           | no                            | no                                  |
| VINTON           | 4,962      | CC                             | M                           | \$2.40/M  | NA                                       | Comp                                  | 2-73                         | no                                      | no                           | no                            | yes                                 |
| WALL LAKE        | 936        | CC                             | Q                           | \$6.00/8,000G   | 5%                                       | Man                                   | 2-2-77                       | no                                      | no                           | no                            | no                                  |
| WALNUT           | 870        | BD                             | M                           | \$3.50/1,000G   | 10%                                      | Man                                   | 4-78                         | no                                      | no                           | no                            | no                                  |
| WATERLOO         | 73,533     | BD                             | Q                           | By meter size   | 5%                                       | Comp                                  | 7-1-78                       | no                                      | yes                          | yes                           | no                                  |
| WAUKON           | 3,883      | CC                             | Q                           | NA  | 10%                                      | Man                                   | 1964                         | no                                      | no                           | no                            | no                                  |
| WAVERLY          | 7,351      | CC                             | M                           | \$2.60/M  | NA                                       | Comp                                  | 4-78                         | no                                      | no                           | no                            | yes                                 |
| WESLEY           | 584        | CC                             | M                           | \$1.50/1,000G   | 10%                                      | Man                                   | 1-1-77                       | no                                      | no                           | no                            | no                                  |
| WEST BRANCH      | 1,612      | CC                             | Q                           | NA  | 10%                                      | Man                                   | 1-1-75                       | 1978 40%                                | no                           | no                            | no                                  |
| W. BURLINGTON    | 3,139      | CC                             | M                           | \$2.17/1,500G   | 10%                                      | Man                                   | 3-1-76                       | no                                      | no                           | no                            | no                                  |
| W. DES MOINES    | 20,712     | BD                             | M&Q                         | \$5.00/4,000G/Q   | varies                                   | Comp                                  | 7-1-77                       | no                                      | no                           | no                            | no                                  |
| WEST POINT       | 1,100      | BD                             | M                           | \$5.25/2,000G   | no                                       | Oth                                   | NA                           | no                                      | no                           | no                            | no                                  |
| WHAT CHEER       | 868        | CC                             | M                           | \$5.40/1,800G   | Shut-off only                            | Man                                   | 1-78                         | no                                      | no                           | no                            | no                                  |
| WHEATLAND        | 832        | CC                             | Q                           | \$5.00/Q  | 1%                                       | Man                                   | 1971                         | possible                                | no                           | no                            | no                                  |
| WHITTEMORE       | 658        | CC                             | M                           | \$3.05/1,000G   | 5%                                       | Oth                                   | 4-78                         | no                                      | no                           | no                            | yes                                 |
| WILLIAMSBURG     | 1,950      | CC                             | Q                           | \$4.50/M  | no                                       | Man                                   | 4-78                         | no                                      | no                           | no                            | no                                  |
| WILTON           | 2,049      | CC                             | M                           | \$4.50/2,000G   | 5%                                       | Man                                   | 5-1-77                       | no                                      | no                           | yes                           | yes                                 |
| **WINDSOR HTS    | 6,303      | CC                             | Q                           | By meter size   | no                                       | Man                                   | 2-17-75                      | 1-79 30%                                | no                           | no                            | yes                                 |
| WINTHROP         | 750        | CC                             | Q                           | \$6.00/4,000G   | 5%                                       | Man                                   | 1-6-75                       | yes %NA                                 | no                           | no                            | no                                  |
| WODEN            | 265        | CC                             | Q                           | \$6.00/4,000G   | 10%                                      | Man                                   | 1976                         | no                                      | no                           | no                            | no                                  |
| WOODBINE         | 1,349      | CC                             | Q                           | \$1.80/3,000G   | 5%                                       | Oth                                   | NA                           | possible                                | no                           | no                            | yes                                 |
| WYOMING          | 746        | CC                             | Q                           | \$5.00/4,000G   | 5%                                       | Man                                   | 7-12-76                      | no                                      | no                           | no                            | no                                  |
| ZEARING          | 535        | CC                             | M                           | \$1.50/1,000G   | no                                       | Man                                   | 1972                         | no                                      | no                           | no                            | no                                  |

<sup>1</sup>CC = City Council  
BD = Board of Trustees  
PC = Private Concern

<sup>2</sup>M = Monthly  
Bi = Bi-Monthly  
Q = Quarterly

<sup>3</sup>G = Gallons  
CF = Cubic Feet  
M = Monthly  
Bi = Bi-monthly  
Q = Quarterly  
Bldg = Building


<sup>4</sup>R = Reconnect  
<sup>5</sup>Man = Manually  
Comp = Computerized  
Oth = Other

<sup>6</sup>yr = year  
FR = Flat Rate  
I = Industrial  
FL = Fire Levy  
Amt = Amount  
TS = Tap Size

<sup>7</sup>TS = Tap Size  
Min = Minimum  
yr = year  
M = Month  
NA = Information Not Available

\*City of Swisher has no water system.

\*\*University Heights purchases water from City of Iowa City.  
Windsor Heights purchases water from City of Des Moines.





# Table B-1 MUNICIPAL WATER SYSTEMS

| CITY           | POPULATION | 1 WATER SUPPLY |                  | 2 TREATMENT USED | 3 HARDNESS OF WATER |                   | 4 TOTAL WATER LAST FISCAL YEAR (IN MILLION GALLONS) |         | 5 STORAGE CAPACITY (IN 100,000 GALLONS) |          | NO. OF ACCOUNTS |       |
|----------------|------------|----------------|------------------|------------------|---------------------|-------------------|---|---------|---|----------|-----------------|-------|
|                |            | PRIMARY SOURCE | SECONDARY SOURCE |                  | RAW (gpg)           | DISTRIBUTED (gpg) | PRODUCED  | METERED | GROUND LEVEL                            | ELEVATED | IN CITY         | RURAL |
|                |            |                |                  |                  |                     |                   |   |         |   |          |                 |       |
| ACKLEY         | 1,794      | W              | None             | C,A,Fil.         | 23.0                | 23.0              | NA  | NA      | -                                       | 3.00     | 875             | 0     |
| ADAIR          | 750        | W              | None             | C,A,I&M          | 7.0                 | 6.0               | 35  | 2       | -                                       | 3.05     | 448             | 0     |
| ADEL           | 2,771      | W              | None             | F,C,A,S,I&M      | 21.0                | 5.5               | 114   | 107     | 3.00                                    | 2.50     | 1,050           | 0     |
| AGENCY         | 610        | W              | RWS              | C,A,S,F,I&M,Oth  | 20.0                | 6.0               | 16  | 10      | 2.00                                    | .35      | 240             | 0     |
| AKRON          | 1,326      | W              | None             | None             | 25.0                | 25.0              | 100   | 46      | 2.00                                    | -        | 750             | 0     |
| ALBERT CITY    | 765        | W              | None             | C,A,Fil,I&M      | 40.0                | 40.0              | 33  | 33      | .01                                     | .45      | 365             | 3     |
| ALBIA          | 4,151      | Im             | W                | F,C,A,S,I&M,Fil. | 8.0                 | 8.0               | 207   | 170     | 1.60                                    | 5.00     | 1,807           | 55    |
| ALBION         | 772        | W              | None             | C                | NA                  | NA                | 35  | NA      | -                                       | 1.00     | 250             | 1     |
| ALBURNETT      | 418        | W              | None             | None             | 16.1                | 16.1              | 9   | 9       | .18                                     | -        | 180             | 0     |
| ALEXANDER      | 249        | W              | None             | A,Fil.           | NA                  | NA                | NA  | NA      | .18                                     | -        | 94              | 0     |
| ALGONA         | 6,032      | W              | None             | F,C,A,I&M,Fil.   | 25.1                | 25.1              | 326   | 263     | 3.00                                    | 8.00     | 2,683           | 22    |
| ALLERTON       | 643        | Im             | None             | F,C,A,Fil.       | 7.4                 | 7.6               | 24  | NA      | -                                       | .65      | 300             | NA    |
| ALLISON        | 1,086      | W              | W                | F,A,Fil.         | 13.4                | 13.5              | 54  | 26      | -                                       | .50      | 472             | 0     |
| ALTON          | 1,018      | W              | None             | C                | 24.0                | 24.0              | 35  | 26      | -                                       | .65      | 408             | 8     |
| ALTOONA        | 4,151      | W              | None             | C,S,I&M          | 14.0                | 8.2               | 220   | 183     | 14.00                                   | .50      | 1,500           | 78    |
| AMES           | 43,561     | W              | None             | F,C,A,S,I&M,Fil. | 22.6                | 8.0               | 1,910   | 1,732   | 70.00                                   | 17.50    | 8,800           | 0     |
| ANTHON         | 711        | W              | W                | C                | 35.4                | 35.4              | 7   | NA      | 1.15                                    | -        | 385             | 5     |
| ARCADIA        | 420        | W              | NA               | C                | NA                  | NA                | NA  | 7       | NA                                      | .30      | 192             | 2     |
| *ASBURY        | 1,098      |                |                  |                  |                     |                   |   |         |   |          |                 |       |
| AURELIA        | 1,065      | W              | None             | F,Fil.           | NA                  | NA                | NA  | NA      | NA                                      | NA       | 458             | 3     |
| AVOCA          | 1,535      | W              | None             | F,C,S,Fil.       | 26.3                | 9.9               | NA  | NA      | .50                                     | 1.00     | NA              | NA    |
| AYRSHIRE       | 243        | W              | None             | C,A,Fil.,I&M     | NA                  | 56.1              | NA  | 11      | .05                                     | .50      | 130             | 6     |
| BANCROFT       | 1,103      | W              | None             | F,C,I&M          | 42.0                | 42.0              | 39  | 31      | 1.00                                    | .50      | 395             | 0     |
| BATAVIA        | 525        | W              | W                | A,Fil.           | NA                  | NA                | NA  | NA      | -                                       | .50      | 185             | 0     |
| BEDFORD        | 1,733      | Im             | NA               | F,C,Fil.         | NA                  | 8.0               | 51  | NA      | 3.00                                    | 2.00     | 825             | 12    |
| BELLEVUE       | 2,336      | W              | None             | F                | 29.2                | 17.1              | 77  | NA      | 1.80                                    | 3.00     | 1,290           | 0     |
| BELMONT        | 2,421      | W              | NA               | F,C,A,S,Fil.     | 21.0                | 5.0               | 11  | 10      | .90                                     | 5.00     | 1,100           | 2     |
| **BETTENDORF   | 24,290     | NA             | NA               | NA               | NA                  | NA                | NA  | NA      | NA                                      | NA       | NA              | NA    |
| BONAPARTE      | 547        | W              | None             | F,C              | 26.3                | 26.3              | 11  | NA      | -                                       | .40      | 210             | 3     |
| BONDURANT      | 1,255      | R              | None             | C,A,Fil.,I&M     | 21.0                | 20.0              | NA  | 46      | 5.00                                    | .30      | 415             | 32    |
| BOONE          | 12,645     | W              | None             | F,C,I&M          | 24.0                | 24.0              | 561   | 503     | 30.00                                   | 16.25    | 4,755           | 200   |
| BRIDGEWATER    | 242        | W              | None             | C                | 12.0                | NA                | 5   | 4       | -                                       | .25      | 120             | 0     |
| BRITT          | 2,069      | W              | W                | F,C,A,I          | 19.6                | 19.3              | 69  | NA      | -                                       | 1.00     | 923             | 0     |
| BROOKLYN       | 1,423      | W              | None             | A,F,I&M          | 26.0                | 26.0              | 45  | 32      | -                                       | 2.00     | 607             | 8     |
| BUFFALO        | 1,513      | W              | None             | C                | 25.0                | 25.0              | 30  | 29      | -                                       | .50      | 383             | 5     |
| BUFFALO CENTER | 1,118      | W              | NA               | C,A,Fil.,I       | 20.6                | 20.6              | 51  | NA      | -                                       | .40      | 529             | 4     |
| BURLINGTON     | 32,366     | R              | None             | F,C,S,Fil.,Oth   | 13.0                | 6.0               | 2,000   | 696     | 5.00                                    | 80.00    | 11,674          | 15    |
| CALAMUS        | 391        | W              | None             | C                | 13.8                | 13.8              | 13  | 13      | -                                       | .52      | 168             | 0     |
| CALMAR         | 1,008      | W              | W                | I&M              | NA                  | NA                | 49  | NA      | -                                       | 2.50     | 423             | 0     |
| CAMANCHE       | 4,367      | W              | W                | None             | 10.6                | 10.6              | 98  | NA      | -                                       | 3.00     | 1,178           | 0     |
| CAMBRIDGE      | 676        | W              | NA               | C,I&M            | .3                  | .2                | NA  | NA      | -                                       | 1.25     | 250             | 0     |
| CARROLL        | 9,218      | W              | None             | F,C              | NA                  | NA                | 397   | NA      | 10.00                                   | 5.00     | 3,099           | 8     |
| CASEY          | 561        | W              | NA               | C                | NA                  | NA                | 18  | 13      | -                                       | .50      | 278             | 10    |
| CEDAR FALLS    | 33,154     | W              | NA               | F,C              | 15.0                | 15.0              | 2,038   | 1,658   | -                                       | 25.00    | 8,345           | 0     |
| CEDAR RAPIDS   | 116,000    | W              | R                | F,C,A,S,I&M,Fil. | 15.4                | 5.6               | 7,230   | 6,968   | 120.00                                  | 45.43    | 33,693          | 50    |
| CENTER POINT   | 1,472      | W              | None             | F,C,Oth          | 19.0                | 19.0              | 46  | 37      | -                                       | .75      | 536             | 1     |
| CENTERVILLE    | 6,531      | Im             | W                | F,C,A,S,I&M,Fil. | 10.0                | 8.0               | 345   | 294     | 8.15                                    | 6.55     | 2,765           | 130   |
| CENTRAL CITY   | 1,116      | W              | None             | F,C              | 19.6                | NA                | 30  | 20      | -                                       | 1.50     | 435             | 3     |
| CHARITON       | 5,009      | Im             | None             | F,C,Fil.,I&M     | 6.0                 | 6.0               | 200   | 186     | 10.00                                   | 6.50     | 2,046           | 50    |
| CHARLES CITY   | 9,268      | W              | NA               | C,A,S,Fil.       | 14.0                | 5.5               | 671   | 610     | 10.00                                   | 13.00    | 3,378           | 8     |
| CHEROKEE       | 7,272      | W              | None             | C,A              | NA                  | NA                | 23  | 21      | 6.75                                    | 20.50    | 2,300           | 5     |
| CLARENCE       | 915        | W              | W                | C,A,I&M,Fil.     | NA                  | NA                | NA  | 31      | -                                       | .60      | 410             | 0     |
| CLARINDA       | 5,420      | R              | Im               | F,C,Fil.         | 9.0                 | 9.0               | 170   | 129     | 10.00                                   | 5.00     | 1,954           | 0     |
| CLARKSVILLE    | 1,380      | W              | None             | F                | 4.6                 | 4.6               | 87  | NA      | -                                       | .61      | 530             | 0     |
| CLEAR LAKE     | 6,876      | Im             | None             | F,C,A,Fil.,Oth   | 11.0                | 12.0              | 320   | 270     | 1.30                                    | 10.00    | 3,200           | 10    |
| **CLIVE        | 4,347      | R              | None             | NA               | NA                  | NA                | NA  | NA      | NA                                      | 5.00     | NA              | 0     |
| COGGON         | 656        | W              | None             | None             | 25.0                | 25.0              | 20  | NA      | -                                       | .55      | 265             | 0     |
| COLESBURG      | 379        | W              | W                | None             | NA                  | NA                | 11  | 11      | -                                       | .30      | 178             | 0     |
| COLO           | 606        | W              | W                | C,I&M,Fil.       | NA                  | NA                | NA  | NA      | -                                       | .50      | 331             | 4     |
| COLUMBUS JCT.  | 1,205      | W              | NA               | C,A,S,I&M        | 30.0                | 8.0               | 5   | 5       | 2.10                                    | .50      | 591             | 8     |

1 W = Well  
R = River  
Im = Impounded  
RWS = Rural Water System

2 F = Fluoridation  
C = Chlorination  
A = Aeration  
S = Softening  
I = Iron Removal  
M = Manganese Removal  
I&M = Iron and Manganese Removal  
Fil = Filtration  
Oth = Other, i.e., PH Balance, Phosphate, Clarification, Sequestering, Flocculation and Sedimentation, Polyphosphate, Alum-Lime Coagulant, T & O Control Clarification

3 gpg = grains per gallon  
4 figures have been rounded to nearest million  
5 figures have been rounded to the nearest one thousand

G = Gallons  
NA = Information Not Available

\*City of Asbury has no water system.  
\*\*Bettendorf purchases water from City of Davenport.  
Clive purchases water from City of Des Moines.



# Table B-2 MUNICIPAL WATER SYSTEMS

| CITY           | POPULATION | 1 WATER SUPPLY |                  | 2 TREATMENT USED   | 3 HARDNESS OF WATER |                   | 4 TOTAL WATER LAST FISCAL YEAR (IN MILLION GALLONS) |         | 5 STORAGE CAPACITY (IN 100,000 GALLONS) |          | NO. OF ACCOUNTS |       |
|----------------|------------|----------------|------------------|--------------------|---------------------|-------------------|---|---------|---|----------|-----------------|-------|
|                |            | PRIMARY SOURCE | SECONDARY SOURCE |                    | RAW (gpg)           | DISTRIBUTED (gpg) | PRODUCED  | METERED | GROUND LEVEL                            | ELEVATED | IN CITY         | RURAL |
|                |            |                |                  |                    |                     |                   |   |         |   |          |                 |       |
| COON RAPIDS    | 1,381      | W              | None             | F                  | 15.0                | 15.0              | 66  | 55      | -                                       | 2.50     | 653             | 15    |
| CORNING        | 2,028      | Im             | R                | F,C,Fil.           | 141.0               | 140.0             | 12  | 8       | 11.15                                   | .80      | 920             | 50    |
| COUNCIL BLUFFS | 60,348     | R              | W                | F,C,S,Fil.         | 14.2                | 7.3               | 3,250   | 2,677   | 75.00                                   | 4.00     | 17,700          | 350   |
| CRESCO         | 3,927      | W              | None             | F,C                | 18.5                | 18.5              | NA  | 127     | 4.00                                    | 6.00     | 1,556           | 9     |
| CRESTON        | 8,234      | Im             | NA               | F,C,Fil.,Oth       | 6.8                 | 7.8               | 339   | 265     | 6.00                                    | 12.50    | 3,273           | 41    |
| DAKOTA CITY    | 867        | W              | None             | C,A,S,I&M,Fil.     | 38.0                | 5.0               | 29  | 36      | -                                       | 1.50     | 350             | 0     |
| DALLAS CENTER  | 1,128      | W              | None             | C,S                | 18.0                | 4.0               | 50  | 42      | 3.00                                    | .50      | 515             | 30    |
| DANBURY        | 527        | W              | None             | None               | NA                  | NA                | 16  | 12      | .30                                     | -        | 217             | 1     |
| DAVENPORT      | 99,836     | R              | NA               | F,C,Fil.           | 10.6                | 9.9               | 6,000   | 6,000   | 41.00                                   | 40.00    | 37,000          | 0     |
| DAYTON         | 928        | W              | None             | C,S,I&M            | 50.0                | 7.5               | NA  | 20      | -                                       | .70      | 391             | 1     |
| DECORAH        | 7,703      | W              | None             | F,C                | 17.0                | 17.0              | 382   | NA      | -                                       | 7.50     | 2,200           | 0     |
| DENISON        | 6,218      | W              | None             | F,C,A,I&M,Fil.     | 29.0                | 11.0              | NA  | 429     | 5.00                                    | 8.50     | 2,245           | 47    |
| DENVER         | 1,358      | W              | W                | None               | 15.9                | 15.9              | 45  | 45      | -                                       | 2.50     | 500             | 0     |
| DES MOINES     | 201,404    | W,R            | Im,R             | F,C,S,Fil.,I&M,Oth | 17.7                | 5.5               | 13,016  | 10,856  | 100.00                                  | 120.00   | 65,700          | 3,969 |
| DE WITT        | 3,647      | W              | None             | C,Oth              | 13.4                | 13.2              | 147   | 129     | -                                       | 3.00     | 1,558           | 1     |
| DONNELLSON     | 798        | W              | None             | C,A,S,I&M          | 20.0                | 6.0               | 38  | NA      | .50                                     | .50      | 320             | 2     |
| DOW CITY       | 600        | W              | None             | F,C                | NA                  | NA                | 23  | 23      | .13                                     | -        | 250             | 2     |
| DOWS           | 777        | W              | None             | C,A,S,I&M,Fil.     | NA                  | 10.0              | NA  | NA      | -                                       | .45      | 350             | 5     |
| DUBUQUE        | 62,309     | W              | W                | F,C,A,S,I&M        | 19.0                | NA                | 2,914   | 2,491   | 75.00                                   | 56.50    | 17,420          | 6     |
| DUMONT         | 724        | W              | None             | C                  | 19.9                | 19.9              | 24  | 24      | .36                                     | -        | 340             | 0     |
| DURANT         | 1,459      | W              | W                | None               | 22.5                | 22.5              | 10  | NA      | -                                       | .55      | NA              | 0     |
| DYERSVILLE     | 3,714      | W              | None             | F,C                | 18.0                | 18.0              | 193   | 164     | -                                       | 2.50     | 1,200           | 0     |
| DYSART         | 1,251      | W              | W                | C,A,I,Oth          | 22.0                | 22.0              | 47  | 32      | 1.00                                    | .65      | 552             | 5     |
| EARLHAM        | 1,069      | W              | NA               | C,A,Fil.,I&M       | 37.4                | NA                | 43  | 26      | 2.30                                    | .50      | 380             | 1     |
| EARLING        | 573        | W              | RWS              | C,A,I&M,Fil.       | NA                  | NA                | NA  | 10      | .05                                     | .30      | 183             | 0     |
| EARLVILLE      | 751        | W              | None             | F,C                | 19.0                | 19.0              | 23  | 15      | -                                       | 1.12     | 300             | 0     |
| EDGEWOOD       | 786        | W              | W                | F,C,I&M            | NA                  | NA                | NA  | 24      | -                                       | .50      | 335             | 2     |
| ELDON          | 1,319      | W              | NA               | C,S,I&M,Fil.       | NA                  | NA                | 10  | NA      | 2.00                                    | -        | 500             | 18    |
| ELDORA         | 3,223      | W              | NA               | F,A,Fil.           | 16.0                | 16.0              | 160   | 94      | .90                                     | 5.00     | 1,257           | 3     |
| ELDRIDGE       | 2,624      | W              | None             | F,C,A,I,Fil.       | 13.0                | 13.0              | 73  | 62      | .26                                     | 3.00     | 850             | 0     |
| ELKADER        | 1,592      | W              | W                | None               | NA                  | NA                | NA  | NA      | 3.75                                    | -        | 560             | 15    |
| ELKHART        | 269        | W              | W                | None               | 25.0                | 25.0              | 7   | 7       | -                                       | .35      | 92              | 0     |
| EMMETSBURG     | 4,150      | W              | None             | F,C,I&M            | 23.0                | 22.0              | 152   | 124     | -                                       | 7.50     | 1,578           | 12    |
| ESSEX          | 770        | W              | None             | C                  | NA                  | NA                | 46  | 46      | -                                       | .65      | 374             | 0     |
| FAIRBANK       | 810        | W              | None             | C                  | 16.9                | 16.9              | 32  | 24      | -                                       | .40      | 340             | 0     |
| FAIRFAX        | 635        | W              | W                | F,C,Oth            | 21.5                | 21.5              | 14  | NA      | -                                       | .50      | NA              | 0     |
| FARMINGTON     | 800        | W              | W                | Oth                | 25.3                | 25.3              | 26  | 26      | -                                       | 1.00     | 450             | 7     |
| FAYETTE        | 1,947      | W              | None             | C                  | NA                  | NA                | 84  | 70      | -                                       | 3.50     | 482             | 0     |
| FENTON         | 403        | W              | None             | C,A,S,I&M,Fil.     | 43.0                | 5.0               | 161   | NA      | -                                       | .33      | 200             | 0     |
| FONTANELLE     | 752        | W              | NA               | C,A,I&M,Fil.       | 12.0                | 11.0              | 17  | 11      | -                                       | .50      | 275             | 0     |
| FOREST CITY    | 4,506      | W              | None             | F,C,I&M,Fil.       | NA                  | NA                | 220   | 171     | 3.00                                    | 5.50     | 1,500           | 0     |
| FORT DODGE     | 30,173     | W              | None             | C,A,I&M,Fil.       | 27.0                | 27.0              | 2,200   | 1,980   | 27.50                                   | 35.00    | 10,205          | 250   |
| FORT MADISON   | 13,996     | R              | W                | F,C,A,S,I&M,Fil.   | 13.7                | 6.5               | 687   | 520     | 36.24                                   | .50      | 4,517           | 67    |
| GARNER         | 2,257      | W              | None             | F                  | 23.4                | 23.4              | 106   | NA      | -                                       | 3.40     | 950             | 0     |
| GARWIN         | 563        | W              | NA               | C                  | 33.3                | 33.3              | 15  | 15      | -                                       | .50      | 260             | 20    |
| GEORGE         | 1,192      | W              | None             | C                  | NA                  | 30.0              | 43  | 27      | -                                       | .50      | 531             | 0     |
| GILBERT        | 715        | W              | W                | C,A,S,I&M,Fil.     | 19.0                | 5.0               | 20  | 15      | -                                       | 1.50     | 266             | 1     |
| GILBERTVILLE   | 673        | W              | None             | None               | 16.1                | NA                | 13  | 13      | -                                       | .30      | 240             | 0     |
| GILMORE CITY   | 766        | W              | W                | C                  | 21.1                | 21.1              | 37  | 16      | -                                       | .60      | 315             | 0     |
| GLADBROOK      | 961        | W              | None             | F,I&M              | 19.0                | 17.7              | 47  | 24      | -                                       | .56      | 471             | 4     |
| GLENWOOD       | 5,002      | W              | None             | F,C,A,S,I&M,Fil.   | 24.9                | 9.4               | 379   | 311     | 13.00                                   | 1.25     | 1,560           | 49    |
| GLIDDEN        | 964        | W              | None             | F,C,S,I&M          | 26.0                | 4.0               | 47  | 33      | 2.00                                    | .55      | 550             | 8     |
| GOWRIE         | 1,225      | W              | None             | C,A,I&M,Fil.       | 27.0                | 26.0              | 54  | 47      | 2.00                                    | .35      | 460             | 3     |
| GRAETTINGER    | 907        | W              | NA               | F,C                | 23.2                | 23.2              | 50  | NA      | -                                       | 1.50     | 340             | 5     |
| GRAND JUNCTION | 969        | W              | None             | C,A,S,I&M,Fil.     | 7.4                 | 7.2               | 31  | 25      | -                                       | .48      | 510             | 9     |
| GRANGER        | 661        | W              | NA               | I&M                | NA                  | .1                | 18  | 14      | -                                       | 1.30     | 197             | 0     |
| GREENFIELD     | 2,212      | Im             | R                | F,C,Fil.           | 8.0                 | 7.0               | 77  | 57      | 1.40                                    | 3.15     | 1,053           | 28    |
| GRINNELL       | 8,685      | W              | None             | C,A,S              | 22.0                | 6.0               | NA  | NA      | 10.00                                   | 3.00     | 2,500           | 50    |
| GRUNDY CENTER  | 2,712      | W              | None             | C,A,Fil.,I&M       | 47.5                | 47.5              | 97  | 82      | 1.00                                    | 5.00     | 1,300           | 4     |
| HAMBURG        | 1,649      | W              | W                | C,A,I&M,Fil.       | .9                  | .3                | 62  | 37      | .22                                     | 1.70     | 695             | 33    |

1 W = Well  
R = River  
Im = Impounded  
RWS = Rural Water System

2 F = Fluoridation  
C = Chlorination  
A = Aeration  
S = Softening  
I = Iron Removal  
M = Manganese Removal  
I&M = Iron and Manganese Removal  
Fil = Filtration  
Oth = Other, i.e., PH Balance, Phosphate, Clarification, Sequestering, Flocculation and Sedimentation, Polyphosphate, Alum-Lime Coagulant, T & O Control Clarification

3 gpg = grains per gallon

4 figures have been rounded to the nearest million

5 figures have been rounded to the nearest one thousand

G = Gallons  
NA = Information Not Available



# Table B-3 MUNICIPAL WATER SYSTEMS

| CITY           | POPULATION | 1 WATER SUPPLY |                  | 2 TREATMENT USED  | 3 HARDNESS OF WATER |                   | 4 TOTAL WATER LAST FISCAL YEAR (IN MILLION GALLONS) |         | 5 STORAGE CAPACITY (IN 100,000 GALLONS) |          | NO. OF ACCOUNTS |       |
|----------------|------------|----------------|------------------|-------------------|---------------------|-------------------|---|---------|---|----------|-----------------|-------|
|                |            | PRIMARY SOURCE | SECONDARY SOURCE |                   | RAW (gpg)           | DISTRIBUTED (gpg) | PRODUCED  | METERED | GROUND LEVEL                            | ELEVATED | IN CITY         | RURAL |
|                |            |                |                  |                   |                     |                   |   |         |   |          |                 |       |
| HAMPTON        | 4,450      | W              | None             | F,C               | 20.3                | 20.3              | 139   | 135     | -                                       | 5.00     | 1,827           | 4     |
| HARLAN         | 5,251      | W              | None             | F,C,A,S,I&M, Fil. | 37.1                | 7.9               | 21  | 16      | 6.00                                    | 6.00     | 2,012           | 1     |
| HARTLEY        | 1,694      | W              | None             | F,C,A, Fil.       | 80.2                | 80.0              | 70  | 56      | 1.40                                    | 4.00     | 750             | 12    |
| HAWARDEN       | 2,789      | W              | None             | NA                | 28.0                | 28.0              | 229   | 161     | 7.50                                    | 1.00     | 1,000           | 4     |
| HAWKEYE        | 529        | W              | W                | NA                | NA                  | NA                | NA  | NA      | .10                                     | .30      | NA              | 0     |
| HEDRICK        | 790        | W              | None             | C,S,I&M, Fil.     | 20.0                | 2.0               | 14  | 13      | -                                       | .50      | 309             | 0     |
| HIAWATHA       | 3,734      | W              | None             | C                 | 18.0                | 18.0              | 104   | NA      | -                                       | 5.00     | 805             | 0     |
| HOLSTEIN       | 1,445      | W              | W                | F,C,A,S,I&M       | 47.5                | 7.5               | 56  | 37      | 1.95                                    | .50      | 682             | 0     |
| HOPKINTON      | 800        | W              | None             | C                 | 22.2                | 22.2              | 51  | 51      | -                                       | .45      | 324             | 10    |
| HUDSON         | 1,970      | W              | None             | I&M               | 20.0                | 20.0              | 79  | 79      | -                                       | 2.50     | 628             | 0     |
| HULL           | 1,523      | W              | None             | C,A, Fil., I      | 75.5                | 74.1              | 43  | NA      | .40                                     | .60      | 600             | 11    |
| HUMBOLDT       | 4,572      | W              | NA               | F,C,A,S, Fil.     | 21.0                | 5.5               | 158   | NA      | 6.00                                    | 5.00     | NA              | 0     |
| HUXLEY         | 1,377      | W              | None             | C,A,S,I&M, Fil.   | 33.0                | 5.0               | 54  | 43      | 2.00                                    | .40      | 450             | 10    |
| IDA GROVE      | 2,261      | W              | NA               | F,C               | 24.4                | 24.4              | 110   | 75      | -                                       | 2.50     | 1,000           | 5     |
| INDEPENDENCE   | 5,910      | W              | None             | F,C               | 15.7                | 15.7              | 362   | NA      | -                                       | 10.50    | 2,341           | 0     |
| INWOOD         | 690        | W              | RWS              | C,I&M             | 36.0                | 27.0              | 22  | 18      | 2.00                                    | .50      | 365             | 1     |
| IOWA FALLS     | 6,454      | W              | None             | F,C,A,I&M, Fil.   | 23.0                | 23.0              | 238   | 219     | 3.00                                    | 4.00     | 2,000           | 2     |
| IRWIN          | 439        | W              | W                | C,A,I&M, Fil.     | 31.5                | 26.9              | 14  | 11      | -                                       | .30      | 203             | 0     |
| JANESVILLE     | 740        | W              | W                | None              | 14.6                | 14.6              | 25  | 25      | -                                       | .25      | 225             | 0     |
| JEFFERSON      | 4,735      | W              | NA               | F,C,A,S,I&M, Fil. | 33.0                | 5.0               | 230   | 180     | 2.40                                    | 10.00    | 2,053           | 53    |
| JEWELL         | 1,152      | W              | None             | C,A,S,I&M         | 28.0                | 4.0               | 46  | 39      | -                                       | .75      | 550             | 0     |
| **JOHNSTON     | 2,333      | R              | NA               | NA                | NA                  | NA                | 92  | 81      | NA                                      | NA       | 692             | 9     |
| KALONA         | 1,568      | W              | None             | F,C,A, Fil.       | 14.6                | 7.9               | 74  | NA      | 2.00                                    | 2.50     | 550             | 0     |
| KEOKUK         | 15,173     | R              | None             | F,C,S, Fil., Oth  | 12.0                | 6.0               | 1,800   | 1,500   | 2.00                                    | 20.00    | 5,200           | 0     |
| KEOSAUQUA      | 1,108      | W              | None             | C,A, Fil.         | 17.2                | 15.6              | 47  | 47      | NA                                      | NA       | 450             | 15    |
| KEOTA          | 1,112      | W              | None             | F,C,S             | 32.0                | 5.0               | NA  | 329     | -                                       | .80      | 460             | 11    |
| KINGSLEY       | 1,097      | W              | W                | None              | 27.4                | 27.4              | 44  | 33      | -                                       | 1.00     | 530             | 0     |
| KNOXVILLE      | 7,755      | W              | W                | C,A,I&M, Fil.     | 17.3                | 16.6              | 402   | NA      | 15.00                                   | 10.00    | 2,865           | NA    |
| LAKE CITY      | 1,910      | W              | NA               | F,A, Fil.         | 42.0                | 20.0              | 1,000   | 980     | -                                       | 1.95     | 1,002           | 1     |
| **LAKE SIDE    | 550        | NA             | NA               | F,C,S             | NA                  | NA                | NA  | 1       | -                                       | -        | 153             | 1     |
| LAKEVIEW       | 1,249      | W              | None             | F,C               | 20.2                | 20.2              | NA  | NA      | -                                       | .40      | 700             | 50    |
| LA PORTE CITY  | 2,304      | W              | None             | C,A,I&M           | 26.0                | 22.0              | 65  | 58      | -                                       | 4.00     | 789             | 0     |
| LAWLER         | 513        | W              | None             | None              | NA                  | NA                | NA  | NA      | -                                       | .50      | 220             | 0     |
| LECLAIRE       | 2,619      | W              | NA               | C                 | NA                  | NA                | 52  | NA      | -                                       | 1.15     | 700             | 0     |
| LE GRAND       | 805        | W              | None             | C,A               | 21.6                | 21.6              | 19  | 19      | 2.50                                    | -        | 311             | 1     |
| LE MARS        | 8,159      | W              | None             | C,Oth             | 35.0                | 35.0              | 505   | 430     | 4.00                                    | 3.00     | 2,554           | 0     |
| LENOX          | 1,210      | Im             | None             | C, Fil.           | 5.5                 | 5.1               | 47  | 37      | 2.20                                    | .50      | 602             | 10    |
| LEON           | 2,142      | W              | W                | C,A,I&M, Fil.     | 39.6                | 39.6              | 61  | 54      | .66                                     | 2.70     | 979             | 20    |
| LINEVILLE      | 385        | Im             | None             | C, Fil.           | NA                  | NA                | NA  | NA      | -                                       | .30      | 150             | 12    |
| LIVERMORE      | 510        | W              | NA               | C, Fil.           | .3                  | .1                | 14  | 13      | -                                       | 1.25     | NA              | 0     |
| LOGAN          | 1,526      | W              | None             | C                 | 27.0                | 27.0              | 94  | 73      | 1.10                                    | 1.25     | 625             | 12    |
| LOHRVILLE      | 553        | W              | W                | S,I&M, Fil.       | 48.5                | 12.0              | NA  | NA      | .50                                     | .50      | 250             | 0     |
| LONE TREE      | 936        | W              | Im               | F,C, Fil.         | 20.0                | 20.0              | 28  | 28      | .30                                     | 1.00     | 370             | 0     |
| LOST NATION    | 547        | W              | None             | None              | 23.4                | 23.4              | NA  | NA      | .03                                     | -        | 229             | 3     |
| LOVILIA        | 640        | Im             | RWS              | A,S,I&M           | 43.0                | 6.0               | NA  | NA      | -                                       | .55      | 260             | 3     |
| MADRID         | 2,500      | W              | None             | C,M               | 21.0                | 21.0              | 80  | NA      | 1.50                                    | 5.00     | 900             | 65    |
| MALVERN        | 1,158      | W              | None             | C,A, Fil.         | NA                  | NA                | 38  | 37      | .10                                     | .75      | 482             | 2     |
| MANILLA        | 942        | W              | None             | F,C,A,I&M, Fil.   | 26.0                | 26.0              | 29  | 23      | .60                                     | .80      | 428             | 0     |
| MANNING        | 1,656      | W              | None             | C,Oth             | 23.0                | 23.0              | 74  | 52      | 1.20                                    | 3.10     | 750             | 0     |
| MANSON         | 1,993      | W              | None             | None              | 2.7                 | 2.7               | 70  | 70      | .08                                     | 5.00     | 780             | 8     |
| MAQUOKETA      | 6,000      | W              | None             | C                 | 17.0                | 17.0              | 283   | 194     | -                                       | 7.50     | 2,136           | 4     |
| MARCUS         | 1,272      | W              | W                | C,A,I&M, Fil.     | 55.2                | NA                | 73  | NA      | -                                       | 2.00     | 540             | 19    |
| MARION         | 18,190     | W              | NA               | F,C,A,I&M         | 17.0                | 17.0              | 605   | 417     | 17.00                                   | 10.75    | 5,350           | 0     |
| MARSHALLTOWN   | 26,506     | W              | None             | F,C,A,S,I&M, Fil. | NA                  | NA                | 1,577   | 1,075   | 32.50                                   | 23.00    | 10,000          | 1     |
| MASON CITY     | 31,839     | W              | None             | C                 | 22.0                | 22.0              | 1,573   | 1,243   | 45.00                                   | 20.00    | 10,500          | 0     |
| MAXWELL        | 758        | W              | None             | C,A,I, Fil.       | 31.7                | 18.5              | 19  | 17      | -                                       | .40      | 330             | 0     |
| MC GREGOR      | 990        | W              | W                | F,C               | 19.6                | 19.6              | 57  | 27      | -                                       | 3.25     | NA              | 0     |
| MECHANICSVILLE | 989        | W              | None             | None              | NA                  | 13.6              | NA  | 20      | -                                       | .65      | 425             | 3     |
| MELBOURNE      | 661        | W              | W                | C,A,I&M           | 40.0                | 40.0              | 2   | 2       | -                                       | .54      | 255             | 1     |
| MELCHER        | 913        | W              | None             | C,A,I&M, Fil.     | 14.7                | 14.7              | NA  | 1       | -                                       | .60      | 350             | 9     |

1W = Well  
R = River  
Im = Impounded  
RWS = Rural Water System

2F = Fluoridation  
C = Chlorination  
A = Aeration  
S = Softening  
I = Iron Removal  
M = Manganese Removal  
I&M = Iron and Manganese Removal  
Fil = Filtration  
Oth = Other, i.e., PH Balance, Phosphate, Clarification, Sequestering, Flocculation and Sedimentation, Polyphosphate, Alum-Lime, Coagulant, T & O Control Clarification

3gpg = grains per gallon

4figures have been rounded to the nearest million

5figures have been rounded to the nearest one thousand

G = Gallons  
NA = Information Not Available

\*\*Johnston purchases water from City of Des Moines.  
Lakeside purchases water from City of Storm Lake.



# Table B-4 MUNICIPAL WATER SYSTEMS

| CITY            | POPULATION | 1 WATER SUPPLY |                  | 2 TREATMENT USED  | 3 HARDNESS OF WATER |                    | 4 TOTAL WATER LAST FISCAL YEAR (IN MILLION GALLONS) |         | 5 STORAGE CAPACITY (IN 100,000 GALLONS) |          | NO. OF ACCOUNTS |       |
|-----------------|------------|----------------|------------------|-------------------|---------------------|--------------------|---|---------|---|----------|-----------------|-------|
|                 |            | PRIMARY SOURCE | SECONDARY SOURCE |                   | RAW (gpg)           | DISTRI-BUTED (gpg) | PRODUCED  | METERED | GROUND LEVEL                            | ELEVATED | IN CITY         | RURAL |
| MENLO           | 391        | W              | None             | C,I&M             | 12.0                | NA                 | 9   | 9       | -                                       | 1.00     | 160             | 14    |
| MILO            | 675        | W              | None             | C,A, Fil.         | NA                  | NA                 | 22  | 21      | -                                       | .35      | 270             | 0     |
| MINGO           | 260        | W              | None             | C,A,I&M, Fil.     | 21.9                | 17.0               | 9   | 9       | .30                                     | .85      | 114             | 4     |
| MITCHELLVILLE   | 1,430      | W              | None             | F,C,A,I&M, Fil.   | NA                  | NA                 | 51  | 36      | -                                       | .50      | 490             | 19    |
| MONONA          | 1,395      | W              | None             | F,C,Oth           | 14.7                | NA                 | NA  | NA      | -                                       | .60      | 600             | 15    |
| MONTEZUMA       | 1,500      | Im             | None             | C, Fil., Oth      | 10.0                | 10.0               | 50  | 46      | 2.80                                    | .60      | 715             | 30    |
| MONTICELLO      | 3,669      | W              | None             | F,C               | 18.0                | 18.0               | 127   | 127     | -                                       | 5.00     | 1,500           | 0     |
| MORAVIA         | 699        | Im             | W                | F,C,A, Fil.       | NA                  | 6.0                | 13  | 13      | -                                       | 1.00     | 285             | 6     |
| MOULTON         | 763        | W              | RWS              | C,A,I&M           | NA                  | 18.1               | 23  | 14      | -                                       | 1.00     | 305             | 0     |
| MOUNT AYR       | 1,782      | Im             | None             | C,A,S,I&M, Fil.   | 17.0                | 9.0                | NA  | 72      | NA                                      | 1.60     | 895             | 19    |
| MT. PLEASANT    | 7,007      | W              | R                | F,C,A,I&M, Fil.   | 11.0                | 11.0               | 437   | 432     | 4.95                                    | 5.00     | 2,671           | 87    |
| MOUNT VERNON    | 3,268      | W              | NA               | F,C               | 19.0                | 19.0               | 110   | NA      | -                                       | 1.50     | 850             | 0     |
| MURRAY          | 620        | W              | NA               | A, Fil.           | NA                  | NA                 | NA  | NA      | -                                       | .50      | 280             | 5     |
| MUSCATINE       | 23,758     | W              | None             | F,C,Oth           | 10.5                | 10.5               | 6,061   | 5,686   | 82.50                                   | 5.50     | 7,866           | 50    |
| NASHUA          | 1,712      | W              | NA               | None              | NA                  | NA                 | 45  | NA      | .60                                     | -        | 700             | 0     |
| NEOLA           | 968        | W              | None             | None              | 25.5                | 25.5               | 33  | 24      | -                                       | .75      | 400             | 6     |
| NEW ALBIN       | 644        | W              | None             | C                 | NA                  | NA                 | 15  | 15      | -                                       | .50      | 276             | 2     |
| NEW HALL        | 875        | W              | None             | C,A, Fil.         | 26.0                | 26.0               | 2   | 2       | 1.50                                    | .30      | 300             | 2     |
| NEW HARTFORD    | 690        | W              | None             | A,I, Fil.         | 15.0                | 14.8               | NA  | NA      | -                                       | .30      | 275             | 0     |
| NEW LONDON      | 1,900      | W              | None             | C, Fil.           | 17.5                | 21.0               | 71  | 47      | 1.00                                    | 1.50     | 750             | 15    |
| NEW MARKET      | 501        | W              | None             | C,I               | 8.0                 | 9.0                | 15  | 15      | -                                       | .50      | 220             | 0     |
| NEW SHARON      | 944        | W              | W                | F,C,A,I&M         | NA                  | NA                 | 110   | NA      | -                                       | 2.17     | 500             | 8     |
| NEWTON          | 15,619     | W              | None             | F,C,A,S,I&M, Fil. | 19.0                | 6.0                | 1,031   | 838     | 30.0                                    | 5.00     | 6,000           | 200   |
| NORA SPRINGS    | 1,337      | W              | None             | C,I&M, Fil.       | 10.0                | 4.0                | 672   | 34      | -                                       | 3.00     | 512             | 0     |
| NORTH ENGLISH   | 965        | W              | None             | C,A,S,I&M, Fil.   | 28.0                | 6.0                | NA  | NA      | .06                                     | .75      | NA              | NA    |
| NORTH LIBERTY   | 1,408      | W              | None             | F,C,A,I           | 29.0                | 29.0               | NA  | NA      | .30                                     | 2.00     | 92              | 0     |
| **NORWALK       | 2,313      | NA             | NA               | NA                | NA                  | NA                 | NA  | 72      | -                                       | 2.00     | 739             | 5     |
| OAKLAND         | 1,603      | W              | None             | F,C,A,S,I&M, Fil. | 17.0                | 12.0               | 54  | NA      | 1.60                                    | 3.00     | 650             | 6     |
| OCHEYEDAN       | 545        | W              | None             | C                 | 19.0                | 19.0               | 15  | 14      | -                                       | .50      | 308             | 4     |
| OELWEIN         | 7,735      | W              | None             | C                 | 14.0                | 14.0               | 50  | 35      | 2.00                                    | 10.00    | 2,800           | 100   |
| OLIN            | 710        | W              | W                | None              | NA                  | NA                 | 29  | NA      | .56                                     | .65      | 326             | 2     |
| OSAGE           | 3,815      | W              | None             | F                 | 17.9                | NA                 | 154   | 114     | -                                       | 5.80     | 1,541           | 44    |
| OSCEOLA         | 3,375      | Im             | None             | F,C, Fil.         | 9.0                 | 9.0                | 194   | NA      | 3.00                                    | 3.00     | 1,400           | 50    |
| OSKALOOSA       | 11,224     | W              | None             | F,C,S,I&M, Fil.   | 20.0                | 6.0                | 500   | 380     | 40.0                                    | 10.00    | 4,500           | 287   |
| OTTUMWA         | 30,213     | R              | None             | F,C,S,I&M, Fil.   | 15.0                | 7.5                | 1,598   | 1,278   | 115.00                                  | 4.50     | 10,408          | 130   |
| OXFORD          | 713        | W              | None             | C,I&M, Fil.       | NA                  | NA                 | NA  | NA      | NA                                      | 1.00     | 300             | 10    |
| PACIFIC JCT     | 505        | Im             | None             | None              | NA                  | NA                 | NA  | NA      | NA                                      | NA       | 185             | 5     |
| PARKERSBURG     | 1,631      | W              | NA               | C,A,S             | 4.0                 | 4.0                | 61  | NA      | -                                       | 1.00     | 755             | 1     |
| PAULLINA        | 1,257      | W              | W                | F,C               | NA                  | NA                 | 55  | 47      | 2.00                                    | .60      | 784             | 11    |
| PERRY           | 6,906      | W              | None             | F,C,A,S,I&M, Fil. | 19.0                | 2.5                | 357   | 259     | 10.00                                   | 5.00     | 2,500           | 50    |
| **PLEASANT HILL | 2,538      | W&R            | NA               | F,I&M             | NA                  | NA                 | NA  | NA      | NA                                      | NA       | 840             | 12    |
| POSTVILLE       | 1,546      | W              | NA               | F,C,A,I&M         | 16.3                | 16.3               | NA  | NA      | .90                                     | 5.00     | 675             | 35    |
| PRESTON         | 950        | W              | W                | A                 | NA                  | NA                 | NA  | NA      | -                                       | .55      | 420             | 7     |
| PRIMGHAR        | 1,016      | W              | NA               | C,A,I&M, Fil.     | 68.0                | 30.0               | 47  | 38      | .30                                     | 1.00     | 567             | 17    |
| READLYN         | 616        | W              | None             | C                 | 9.0                 | NA                 | NA  | NA      | NA                                      | NA       | 341             | 2     |
| REINBECK        | 1,711      | W              | None             | C,A,I&M           | 37.0                | 37.0               | 90  | 56      | 4.00                                    | .65      | 750             | 0     |
| REMSEN          | 1,440      | W              | NA               | F,C,A             | 30.0                | 30.0               | 66  | 65      | 5.00                                    | .75      | 613             | 10    |
| RICEVILLE       | 877        | W              | W                | C,Oth             | 18.8                | 18.8               | NA  | 30      | -                                       | .55      | 395             | 6     |
| RICHLAND        | 595        | W              | NA               | A,I               | NA                  | NA                 | NA  | NA      | -                                       | .25      | 295             | 13    |
| RIVERSIDE       | 794        | W              | None             | F,C               | 12.6                | NA                 | NA  | NA      | -                                       | .60      | 270             | 0     |
| ROCKFORD        | 902        | W              | NA               | C                 | NA                  | NA                 | 36  | NA      | -                                       | 1.00     | NA              | 4     |
| ROCK RAPIDS     | 2,732      | W              | None             | F,C               | 24.0                | 24.0               | 160   | 135     | -                                       | 6.00     | 1,108           | 9     |
| ROCK VALLEY     | 2,445      | W              | None             | None              | 25.7                | 25.7               | 150   | 118     | -                                       | 3.00     | 902             | 4     |
| ROCKWELL CITY   | 2,400      | W              | W                | C,A,S,I&M         | 40.0                | 10.0               | NA  | NA      | 1.00                                    | 1.00     | 945             | 2     |
| ROLAND          | 803        | W              | None             | A,F               | 28.0                | 26.0               | NA  | NA      | .35                                     | .55      | 476             | 0     |
| ROLFE           | 838        | W              | NA               | C,I               | 32.0                | 32.0               | 25  | 18      | -                                       | .50      | 462             | 7     |
| RUSSELL         | 591        | W              | None             | C,A,I&M, Fil.     | 13.0                | 13.0               | 24  | 24      | -                                       | .35      | 265             | 7     |
| SABULA          | 845        | W              | NA               | None              | 20.0                | 20.0               | 52  | NA      | -                                       | .60      | 357             | 0     |
| ST. ANSGAR      | 994        | W              | W                | F                 | 19.3                | 19.3               | 40  | 37      | -                                       | .50      | 500             | 10    |
| SALIX           | 393        | W              | NA               | C,A,I, Fil.       | NA                  | NA                 | NA  | 20      | -                                       | .40      | 183             | 2     |

1 W = Well  
R = River  
Im = Impounded  
RWS = Rural Water System

2 F = Fluoridation  
C = Chlorination  
A = Aeration  
S = Softening  
I = Iron Removal  
M = Manganese Removal  
I&M = Iron and Manganese Removal  
Fil = Filtration  
Oth = Other, i.e., PH Balance, Phosphate, Clarification, Sequestering, Flocculation and Sedimentation, Polyphosphate, Alum-Lime Coagulant, T & O Control Clarification

3 gpg = grains per gallon

4 figures have been rounded to the nearest million

5 figures have been rounded to the nearest one thousand

G = Gallons  
NA = Information Not Available

\*\*Norwalk purchases water from City of Des Moines.  
Pleasant Hill purchases water from City of Des Moines.



# Table B-5 MUNICIPAL WATER SYSTEMS

| CITY             | POPULATION | 1 WATER SUPPLY |                  | 2 TREATMENT USED | 3 HARDNESS OF WATER |                   | 4 TOTAL WATER LAST FISCAL YEAR (IN MILLION GALLONS) |         | 5 STORAGE CAPACITY (IN 100,000 GALLONS) |          | NO. OF ACCOUNTS |       |
|------------------|------------|----------------|------------------|------------------|---------------------|-------------------|---|---------|---|----------|-----------------|-------|
|                  |            | PRIMARY SOURCE | SECONDARY SOURCE |                  | RAW (gpg)           | DISTRIBUTED (gpg) | PRODUCED  | METERED | GROUND LEVEL                            | ELEVATED | IN CITY         | RURAL |
|                  |            |                |                  |                  |                     |                   |   |         |   |          |                 |       |
| SANBORN          | 1,465      | W              | None             | F                | NA                  | NA                | NA  | NA      | 3.00                                    | .60      | 550             | 10    |
| SCHLESWIG        | 875        | W              | None             | C                | NA                  | NA                | NA  | NA      | -                                       | .65      | 399             | 4     |
| SEYMOUR          | 931        | Im             | NA               | Oth              | 10.0                | 15.0              | NA  | 14      | 1.10                                    | 2.50     | 410             | 2     |
| SHELBY           | 532        | W              | RWS              | C,A,I&M, Fil.    | 19.0                | 19.0              | NA  | NA      | -                                       | .60      | 310             | 0     |
| SHELDON *        | 4,535      | W              | NA               | F,C,A,I&M, Fil.  | 32.0                | 32.0              | 184   | 76      | 1.75                                    | 5.00     | 1,859           | 27    |
| SHENANDOAH       | 6,242      | W              | None             | F,C,A,S, Fil.    | 24.0                | 8.0               | NA  | NA      | 9.00                                    | 5.00     | 2,600           | 25    |
| SIBLEY           | 2,955      | W              | None             | C,I&M, Fil.      | 98.0                | 89.0              | 97  | 88      | 2.50                                    | 2.50     | 1,110           | 5     |
| SIDNEY           | 1,161      | W              | None             | C                | NA                  | NA                | NA  | NA      | NA                                      | NA       | 500             | NA    |
| SIoux CENTER     | 3,996      | W              | RWS              | F,A,I&M, Fil.    | 37.0                | 36.8              | 160   | 138     | 4.00                                    | 2.00     | 1,307           | 14    |
| SIoux CITY       | 86,000     | W              | None             | F,C,A,I&M, Fil.  | 23.5                | 23.5              | 4,516   | 3,388   | -                                       | 277.00   | 26,500          | 74    |
| SIoux RAPIDS     | 813        | W              | W                | F,C              | 28.9                | 28.9              | 37  | 24      | -                                       | 1.10     | 407             | 7     |
| SLOAN            | 799        | W              | None             | C,A,I&M          | 26.0                | 26.0              | 40  | 24      | -                                       | .55      | 398             | 0     |
| SOLOn            | 960        | W              | None             | C                | 15.5                | 15.5              | 30  | NA      | -                                       | .30      | 335             | 1     |
| SPENCER          | 10,374     | W              | Im               | F,S,I&M          | 26.4                | 13.0              | 590   | 488     | 10.00                                   | 15.00    | 3,654           | 1     |
| STANWOOD         | 642        | W              | None             | F,C,Oth          | 17.5                | 17.5              | 22  | 22      | -                                       | .30      | 320             | 5     |
| STORM LAKE       | 8,591      | W              | None             | F,C,S,I&M, Fil.  | 35.0                | 12.0              | 800   | 640     | 6.07                                    | 15.00    | 3,200           | 75    |
| STORY CITY       | 2,611      | W              | None             | C,A,S, Fil.      | 22.0                | 7.0               | 119   | NA      | .50                                     | 5.00     | 875             | 0     |
| STRATFORD        | 710        | W              | None             | C,A,S,I&M        | 32.2                | 5.5               | 20  | 12      | .30                                     | -        | 322             | 0     |
| STUART           | 1,354      | W              | W                | C,A,I&M          | NA                  | NA                | 66  | 45      | 2.75                                    | 1.50     | 677             | 10    |
| SULLY            | 685        | W              | None             | A, Fil.          | 19.0                | 19.0              | 21  | 19      | -                                       | .32      | 293             | 10    |
| SUMNER           | 2,174      | W              | None             | None             | 1.0                 | 1.0               | 91  | 79      | .60                                     | 5.00     | 940             | 0     |
| SUTHERLAND       | 875        | W              | None             | C,A, Fil.        | 89.0                | 89.0              | NA  | NA      | -                                       | .50      | 400             | 10    |
| *SWISHER         | 607        |                |                  |                  |                     |                   |   |         |   |          |                 |       |
| TABOR            | 950        | W              | W                | C                | NA                  | NA                | NA  | NA      | .80                                     | .30      | 385             | 10    |
| TAMA             | 3,000      | W              | None             | None             | 16.4                | 16.4              | 220   | NA      | -                                       | 5.00     | 1,200           | 0     |
| THOMPSON         | 600        | W              | None             | C                | NA                  | NA                | NA  | NA      | -                                       | -        | 600             | 15    |
| TIPTON           | 2,877      | W              | NA               | F                | 18.0                | 18.0              | NA  | 78      | 1.50                                    | 2.50     | 1,232           | 0     |
| TOLEDO           | 2,356      | W              | W                | C,A, Fil.        | 27.0                | NA                | 91  | 75      | 2.00                                    | 1.00     | 869             | 12    |
| TRAEr            | 1,685      | W              | None             | S,I&M            | 43.0                | 5.0               | 66  | NA      | 3.00                                    | .80      | 712             | 1     |
| TREYNOR          | 727        | W              | NA               | None             | 18.0                | 18.0              | 32  | NA      | -                                       | .25      | 290             | 0     |
| **UNIVERSITY HTS | 1,181      | NA             | NA               | NA               | NA                  | NA                | NA  | NA      | NA                                      | NA       | NA              | NA    |
| UTE              | 512        | W              | None             | None             | NA                  | NA                | 23  | 10      | -                                       | .30      | 230             | 2     |
| VAIL             | 486        | W              | RWS              | C                | 21.8                | NA                | NA  | 8       | -                                       | .45      | 186             | 1     |
| VAN HORNE        | 613        | W              | W                | C,A,I            | 24.0                | 18.0              | 18  | 17      | -                                       | .54      | 265             | 3     |
| VENTURA          | 543        | W              | NA               | C                | NA                  | NA                | NA  | NA      | -                                       | 1.50     | NA              | NA    |
| VICTOR           | 949        | W              | W                | F,C,S            | NA                  | NA                | 28  | NA      | -                                       | .55      | 437             | 2     |
| VINTON           | 4,962      | W              | NA               | F,C,A,I&M, Fil.  | 19.0                | 19.0              | NA  | NA      | 2.00                                    | 5.70     | 2,514           | 0     |
| WALL LAKE        | 936        | W              | NA               | C                | 24.8                | 24.8              | 60  | 50      | -                                       | .50      | 400             | 5     |
| WALNUT           | 870        | W              | W                | C,I&M, Fil.      | 23.6                | NA                | 35  | 18      | .60                                     | .50      | 330             | 7     |
| WATERLOO         | 73,533     | W              | None             | F,C              | 17.0                | 17.0              | 6,488   | 5,257   | 60.00                                   | 30.00    | 22,929          | 26    |
| WAUKON           | 3,883      | W              | W                | F                | 17.0                | 17.0              | 183   | 128     | 5.00                                    | 3.00     | 1,379           | 97    |
| WAVERLY          | 7,351      | W              | NA               | C,A              | 16.5                | 16.5              | 316   | 281     | 1.50                                    | 11.00    | 2,450           | 8     |
| WESLEY           | 584        | W              | None             | None             | 11.7                | 11.7              | 50  | 50      | -                                       | .75      | 220             | 1     |
| WEST BRANCH      | 1,612      | W              | None             | F,C,A,I&M, Fil.  | 22.0                | 19.0              | 45  | 36      | -                                       | .30      | 515             | 0     |
| W. BURLINGTON    | 3,139      | W              | None             | C,A              | NA                  | NA                | NA  | NA      | 5.00                                    | 5.00     | 921             | 0     |
| W. DES MOINES    | 20,712     | W              | W&R              | C,S,A, Fil.      | 22.0                | 7.5               | 825   | 723     | 19.50                                   | 15.00    | 5,800           | 20    |
| WEST POINT       | 1,100      | W              | NA               | A                | 19.0                | 19.0              | 30  | 23      | -                                       | .40      | 380             | 0     |
| WHAT CHEER       | 868        | W              | None             | C,A,I&M, Fil.    | 21.0                | 21.0              | 27  | 23      | -                                       | .60      | 108             | 4     |
| WHEATLAND        | 832        | W              | None             | A,I&M, Fil.      | NA                  | NA                | NA  | NA      | -                                       | .70      | 340             | 0     |
| WHITTEMORE       | 658        | W              | None             | F,C,S,I&M        | 13.0                | 4.0               | 25  | 20      | -                                       | .50      | 315             | 11    |
| WILLIAMSBURG     | 1,950      | W              | None             | C,A,I&M, Fil.    | 17.0                | 17.0              | 94  | 47      | .10                                     | 2.50     | 750             | 0     |
| WILTON           | 2,049      | W              | NA               | F,C,A,I&M        | 17.1                | 16.4              | 121   | 82      | .50                                     | 3.00     | 905             | 0     |
| **WINDSOR HTS    | 6,303      | R              | NA               | None             | NA                  | 5.0               | NA  | 139     | -                                       | -        | 2,090           | 3     |
| WINTHROP         | 750        | W              | None             | F,C, Fil.        | 18.0                | 18.0              | 25  | 19      | -                                       | .50      | 300             | 4     |
| WODEN            | 265        | W              | None             | I&M, Fil.        | NA                  | NA                | 20  | 18      | -                                       | .10      | 135             | 0     |
| WOODBINE         | 1,349      | W              | None             | C                | 26.8                | 26.8              | 48  | 41      | -                                       | 1.10     | 586             | 3     |
| WYOMING          | 746        | W              | W                | C                | NA                  | NA                | 39  | 29      | -                                       | .80      | 342             | 3     |
| ZEARING          | 535        | W              | NA               | C,A,S,I&M, Fil.  | 27.0                | 6.0               | 81  | NA      | -                                       | .40      | 249             | 3     |

1 W = Well  
R = River  
Im = Impounded  
RWS = Rural Water System

2 F = Fluoridation  
C = Chlorination  
A = Aeration  
S = Softening  
I = Iron Removal  
M = Manganese Removal  
I&M = Iron and Manganese Removal  
Fil = Filtration  
Oth = Other, i.e., PH Balance, Phosphate, Clarification, Sequestering, Flocculation and Sedimentation, Polyphosphate, Alum-Lime Coagulant, T & O Control Clarification

3 gpg = grains per gallon

4 figures have been rounded to nearest million


5 figures have been rounded to the nearest one thousand

G = Gallons  
NA = Information Not Available

\*City of Swisher has no water system.

\*\*University Heights purchases water from City of Iowa City.  
Windsor Heights purchases water from City of Des Moines.





# Table C-1 MUNICIPAL WATER SYSTEMS

| CITY           | POPULATION | POLICY ON THE EXT. OF WATER SERVICE LINES | 1 BODY WHICH SETS THIS POLICY | 2 COST OF MAIN EXT. PAID BY |       | WATER SERVICE PROVIDED OUTSIDE CITY LIMITS | SPECIAL CONDITIONS BEFORE EXT. OUTSIDE CITY CAN BE MADE | 3 TAPPING OR CONNECTION FEE & BASIS OF THIS FEE | 4 OWNERSHIP OF WATER LINES |                           | 4 OWNERSHIP OF WATER METERS | 4 MAINTENANCE OF WATER METERS | 5 REMOTE READING HEADS AVAILABLE |
|----------------|------------|---|-------------------------------|-----------------------------|-------|--|---|---|----------------------------|---------------------------|-----------------------------|-------------------------------|----------------------------------|
|                |            |   |                               | IN CITY                     | RURAL |  |   |   | MAIN TO PROPERTY LINE      | PROPERTY LINE TO BUILDING |                             |                               |                                  |
| ACKLEY         | 1,794      | yes                                       | CC                            | City                        | -     | no   | -   | Fee/Tap   | Cust                       | Cust                      | City                        | Cust                          | yes                              |
| ADAIR          | 750        | yes                                       | CC                            | City                        | -     | no   | -   | \$150FR   | Cust                       | Cust                      | City                        | Joint                         | yes                              |
| ADEL           | 2,771      | yes                                       | CC                            | Dev                         | -     | no   | yes   | \$130FR   | Cust                       | Cust                      | City                        | City                          | yes                              |
| AGENCY         | 610        | yes                                       | CC                            | Cust                        | -     | no   | -   | \$50FR  | Cust                       | NA                        | City                        | City                          | no                               |
| AKRON          | 1,326      | yes                                       | CC                            | City                        | -     | no   | -   | \$20/Tap  | Cust                       | Cust                      | City                        | City                          | yes                              |
| ALBERT CITY    | 765        | yes                                       | CC                            | Dev                         | Dev   | yes  | yes   | \$150FR   | City                       | Cust                      | Cust                        | City                          | no                               |
| ALBIA          | 4,151      | yes                                       | Bd                            | C&D                         | Cust  | yes  | yes   | By TS   | Cust                       | Cust                      | City                        | City                          | no                               |
| ALBION         | 772        | yes                                       | CC                            | NA                          | -     | no   | -   | NA  | Cust                       | NA                        | NA                          | NA                            | NA                               |
| ALBURNETT      | 418        | yes                                       | CC                            | Dev                         | -     | no   | no  | none  | Cust                       | Cust                      | City                        | City                          | yes                              |
| ALEXANDER      | 249        | no  | -                             | City                        | -     | no   | no  | none  | Cust                       | Cust                      | Cust                        | Cust                          | yes                              |
| ALGONA         | 6,032      | yes                                       | Bd                            | Cust                        | -     | no   | -   | By TS   | City                       | Cust                      | City                        | City                          | yes                              |
| ALLERTON       | 643        | yes                                       | CC                            | City                        | -     | no   | -   | \$110/3/4"                                      | City                       | Cust                      | City                        | City                          | yes                              |
| ALLISON        | 1,086      | yes                                       | CC                            | City                        | -     | no   | -   | FR  | City                       | Cust                      | City                        | City                          | no                               |
| ALTON          | 1,018      | yes                                       | CC                            | City                        | Cust  | yes  | yes   | Cost  | City                       | Cust                      | Cust                        | City                          | yes                              |
| ALTOONA        | 4,151      | yes                                       | CC                            | Dev                         | Cust  | yes  | yes   | \$100/Tap                                       | Cust                       | Cust                      | City                        | City                          | yes                              |
| AMES           | 43,561     | yes                                       | CC                            | WW                          | -     | no   | NA  | \$3.50/FF                                       | Cust                       | Cust                      | City                        | City                          | yes                              |
| ANTHON         | 711        | yes                                       | CC                            | Cust                        | Cust  | yes  | yes   | \$25FR  | Cust                       | Cust                      | -                           | -                             | -                                |
| ARCADIA        | 420        | no  | -                             | City                        | -     | no   | no  | none  | City                       | City                      | Cust                        | Cust                          | no                               |
| *ASBURY        | 1,098      |   |                               |                             |       |  |   |   |                            |                           |                             |                               |                                  |
| AURELIA        | 1,065      | yes                                       | CC                            | Cust                        | Cust  | yes  | yes   | Comb  | City                       | City                      | City                        | City                          | yes                              |
| AVOCA          | 1,535      | yes                                       | Bd                            | Dev                         | Dev   | yes  | yes   | NA  | Cust                       | Cust                      | Cust                        | City                          | -                                |
| AYRSHIRE       | 243        | NA  | NA                            | City                        | Cust  | yes  | no  | none  | City                       | Cust                      | -                           | -                             | yes                              |
| BANCROFT       | 1,103      | no  | -                             | City                        | -     | no   | no  | none  | Cust                       | Cust                      | City                        | City                          | yes                              |
| BATAVIA        | 525        | no  | -                             | City                        | -     | no   | no  | FR  | Cust                       | Cust                      | City                        | City                          | yes                              |
| BEDFORD        | 1,733      | yes                                       | Bd                            | City                        | Cust  | yes  | yes   | \$20/Tap  | Cust                       | Cust                      | Cust                        | Cust                          | no                               |
| BELLEVUE       | 2,336      | yes                                       | Bd                            | City                        | Dev   | yes  | yes   | \$125FR   | Cust                       | Cust                      | City                        | NA                            | yes                              |
| BELMONT        | 2,421      | yes                                       | CC                            | City                        | -     | -  | -   | TS  | Cust                       | Cust                      | City                        | City                          | yes                              |
| **BETTENDORF   | 24,290     | yes                                       | PC                            | NA                          | NA    | NA   | NA  | NA  | Cust                       | Cust                      | NA                          | PC                            | NA                               |
| BONAPARTE      | 547        | yes                                       | CC                            | City                        | Cust  | yes  | no  | none  | City                       | Cust                      | City                        | City                          | yes                              |
| BONDURANT      | 1,255      | yes                                       | CC                            | Dev                         | Dev   | yes  | yes   | \$150FR   | City                       | Cust                      | Cust                        | City                          | yes                              |
| BOONE          | 12,645     | yes                                       | CC                            | City                        | Cust  | yes  | yes   | \$1000/Tap                                      | Cust                       | Cust                      | City                        | City                          | yes                              |
| BRIDGEWATER    | 242        | no  | -                             | City                        | -     | no   | yes   | Cost  | City                       | Cust                      | City                        | City                          | yes                              |
| BRITT          | 2,069      | yes                                       | CC                            | City                        | -     | no   | yes   | \$150FR   | City                       | Cust                      | City                        | City                          | yes                              |
| BROOKLYN       | 1,423      | yes                                       | CC                            | City                        | -     | no   | -   | By TS   | Cust                       | Cust                      | City                        | City                          | yes                              |
| BUFFALO        | 1,513      | yes                                       | CC                            | City                        | Cust  | yes  | yes   | By TS   | Cust                       | Cust                      | City                        | City                          | yes                              |
| BUFFALO CENTER | 1,118      | yes                                       | CC                            | City                        | Cust  | yes  | yes   | NA  | City                       | Cust                      | City                        | City                          | yes                              |
| BURLINGTON     | 32,366     | yes                                       | Bd                            | Dev                         | -     | no   | NA  | By TS   | Cust                       | Cust                      | Cust                        | City                          | yes                              |
| CALAMUS        | 391        | no  | -                             | City                        | -     | no   | no  | FR  | City                       | Cust                      | Cust                        | City                          | yes                              |
| CALMAR         | 1,008      | NA  | -                             | City                        | -     | no   | -   | \$75FR  | City                       | Cust                      | Cust                        | City                          | yes                              |
| CAMANCHE       | 4,367      | yes                                       | CC                            | WW                          | -     | no   | -   | \$50/Tap  | City                       | Cust                      | City                        | City                          | yes                              |
| CAMBRIDGE      | 676        | yes                                       | CC                            | Cust                        | -     | no   | yes   | NA  | City                       | Cust                      | City                        | City                          | yes                              |
| CARROLL        | 9,218      | yes                                       | CC                            | Dev                         | -     | no   | -   | none  | Cust                       | Cust                      | City                        | City                          | no                               |
| CASEY          | 561        | yes                                       | CC                            | City                        | -     | yes  | -   | FR  | Cust                       | Cust                      | Joint                       | City                          | yes                              |
| CEDAR FALLS    | 33,154     | yes                                       | Bd                            | Dev                         | -     | no   | yes   | \$4/FF  | Cust                       | Cust                      | City                        | City                          | yes                              |
| CEDAR RAPIDS   | 116,000    | yes                                       | CC                            | Dev                         | -     | no   | yes   | \$5/FF  | Cust                       | Cust                      | City                        | City                          | yes                              |
| CENTER POINT   | 1,472      | yes                                       | CC                            | Dev                         | Cust  | yes  | yes   | FR  | Cust                       | Cust                      | Cust                        | City                          | yes                              |
| CENTERVILLE    | 6,531      | yes                                       | Bd                            | Dev 1/2                     | Dev   | yes  | yes   | By TS   | Cust                       | Cust                      | City                        | City                          | yes                              |
| CENTRAL CITY   | 1,116      | yes                                       | CC                            | C&D                         | -     | no   | yes   | FR/Tap  | Cust                       | Cust                      | City                        | Joint                         | yes                              |
| CHARITON       | 5,009      | no  | Bd                            | WW                          | Cust  | yes  | yes   | By TS   | Cust                       | Cust                      | City                        | City                          | yes                              |
| CHARLES CITY   | 9,268      | yes                                       | CC                            | Dev                         | Cust  | yes  | yes   | FR  | Cust                       | Cust                      | City                        | City                          | yes                              |
| CHEROKEE       | 7,272      | yes                                       | CC                            | Dev                         | Cust  | yes  | no  | NA  | Cust                       | Cust                      | City                        | City                          | yes                              |
| CLARENCE       | 915        | yes                                       | CC                            | City                        | -     | no   | -   | \$85FR  | Cust                       | Cust                      | City                        | City                          | yes                              |
| CLARINDA       | 5,420      | yes                                       | CC                            | Dev                         | -     | no   | -   | By TS   | Cust                       | Cust                      | City                        | City                          | yes                              |
| CLARKSVILLE    | 1,380      | yes                                       | CC                            | City                        | -     | no   | -   | none  | City                       | Cust                      | City                        | City                          | yes                              |
| CLEAR LAKE     | 6,876      | yes                                       | CC                            | Dev                         | Cust  | yes  | yes   | By TS   | Cust                       | Cust                      | Cust                        | City                          | yes                              |
| **CLIVE        | 4,347      | yes                                       | CC                            | C&D                         | -     | no   | NA  | \$125+Cost                                      | Cust                       | Cust                      | City                        | City                          | yes                              |
| COGGON         | 656        | yes                                       | CC                            | City                        | -     | no   | -   | FR  | Cust                       | Cust                      | City                        | City                          | yes                              |
| COLESBURG      | 379        | yes                                       | CC                            | Cust                        | -     | no   | -   | \$25FR  | City                       | Cust                      | City                        | City                          | yes                              |
| COLO           | 606        | yes                                       | CC                            | Dev                         | Cust  | yes  | yes   | \$100FR   | City                       | Cust                      | City                        | City                          | yes                              |
| COLUMBUS JCT   | 1,205      | yes                                       | CC                            | City                        | Cust  | yes  | NA  | NA  | City                       | Cust                      | City                        | City                          | yes                              |

1 Ext = Extension  
CC = City Council  
Bd = Board of Trustees  
PC = Private Concern  
WW = Water Works Utility

3 FR = Flat Rate  
TS = Tap Size  
Cost = Labor & Material  
FF = Frontage Foot  
Comb = Combination of Frontage Foot & Tap Size

5 Many cities do provide remote reading heads but do so at a charge to the customer. Cities indicating such, charge between \$10 to \$25 for the remote meters.

2 Ext = Extension  
Cust = Customer  
Dev = Developer  
WW = Water Works Utility  
C&C = City & Customer  
C&D = City pays only for extensions to already existing plats, and replacements; developers pay for extensions to new developments.

4 Prop = Property  
Bldg = Building  
Cust = Customer  
Joint = City and Customer jointly own and/or maintain  
WW = Water Works Utility  
Bd = Board of Trustees  
PC = Private Concern

NA = Information not available

\*City of Asbury has no water system.

\*\*Bettendorf purchases water from City of Davenport.  
Clive purchases water from City of Des Moines.



# Table C-2 MUNICIPAL WATER SYSTEMS

| CITY           | POPULATION | POLICY ON THE EXT. OF WATER SERVICE LINES | 1 BODY WHICH SETS THIS POLICY | 2 COST OF MAIN EXT. PAID BY |       | WATER SERVICE PROVIDED OUTSIDE CITY LIMITS | SPECIAL CONDITIONS BEFORE EXT. OUTSIDE CITY CAN BE MADE | 3 TAPPING OR CONNECTION FEE & BASIS OF THIS FEE | 4 OWNERSHIP OF WATER LINES |                           | 4 OWNERSHIP OF WATER METERS | 4 MAINTENANCE OF WATER METERS | 5 REMOTE READING HEADS AVAILABLE |
|----------------|------------|---|-------------------------------|-----------------------------|-------|--|---|---|----------------------------|---------------------------|-----------------------------|-------------------------------|----------------------------------|
|                |            |   |                               | IN CITY                     | RURAL |  |   |   | MAIN TO PROPERTY LINE      | PROPERTY LINE TO BUILDING |                             |                               |                                  |
| COON RAPIDS    | 1,381      | yes                                       | Bd                            | Dev                         | Dev   | yes  | yes   | By TS   | Cust                       | Cust                      | City                        | City                          | yes                              |
| CORNING        | 2,028      | yes                                       | Bd                            | WW                          | Cust  | yes  | yes   | \$20FR  | Cust                       | Cust                      | City                        | City                          | NA                               |
| COUNCIL BLUFFS | 60,348     | yes                                       | Bd                            | Dev-WW                      | Dev   | yes  | yes   | By TS   | Cust                       | Cust                      | City                        | City                          | yes                              |
| CRESCO         | 3,927      | yes                                       | CC                            | City                        | Cust  | yes  | yes   | \$25/Tap  | Cust                       | Cust                      | City                        | City                          | yes                              |
| CRESTON        | 8,234      | no  | -                             | WW 1/2                      | Cust  | yes  | yes   | By TS   | Cust                       | Cust                      | City                        | City                          | yes                              |
| DAKOTA CITY    | 867        | yes                                       | CC                            | Dev                         | -     | no   | yes   | \$200FR   | City                       | Cust                      | Cust                        | City                          | yes                              |
| DALLAS CENTER  | 1,128      | yes                                       | CC                            | Dev                         | Cust  | yes  | yes   | FR  | City                       | Cust                      | Cust                        | City                          | yes                              |
| DANBURY        | 527        | no  | CC                            | City                        | -     | no   | yes   | \$90/Tap  | City                       | Cust                      | City                        | City                          | yes                              |
| DAVENPORT      | 99,836     | yes                                       | PC                            | Dev                         | Cust  | yes  | no  | Comb  | Cust                       | Cust                      | City                        | City                          | yes                              |
| DAYTON         | 928        | no  | CC                            | City                        | Cust  | yes  | no  | \$30&Cost                                       | Cust                       | Cust                      | City                        | City                          | yes                              |
| DECORAH        | 7,703      | yes                                       | CC                            | City                        | -     | no   | no  | none  | Cust                       | Cust                      | City                        | City                          | no                               |
| DENISON        | 6,218      | yes                                       | Bd                            | Dev                         | -     | no   | -   | By TS   | Cust                       | Cust                      | City                        | City                          | yes                              |
| DENVER         | 1,358      | yes                                       | CC                            | City                        | -     | no   | no  | \$75/Tap  | City                       | City                      | City                        | City                          | yes                              |
| BES MOINES     | 201,404    | yes                                       | Bd                            | WW-Dev                      | Cust  | yes  | yes   | none  | Cust                       | Cust                      | Bd                          | Bd                            | yes                              |
| DE WITT        | 3,647      | yes                                       | CC                            | Dev                         | Cust  | yes  | yes   | By TS   | Cust                       | Cust                      | City                        | City                          | yes                              |
| DONNELLSON     | 798        | yes                                       | CC                            | Cust                        | Cust  | yes  | NA  | \$100FR   | City                       | Cust                      | City                        | City                          | yes                              |
| DOW CITY       | 600        | yes                                       | CC                            | City                        | Cust  | yes  | no  | Cost  | Cust                       | Cust                      | Cust                        | Cust                          | no                               |
| DOWS           | 777        | yes                                       | CC                            | NA                          | Cust  | yes  | no  | Cost  | NA                         | Cust                      | City                        | City                          | no                               |
| DUBUQUE        | 62,309     | yes                                       | CC                            | Dev                         | -     | no   | yes   | Comb  | Cust                       | Cust                      | City                        | City                          | yes                              |
| DUMONT         | 724        | yes                                       | CC                            | C&D                         | Cust  | yes  | no  | \$18/Tap  | Cust                       | Cust                      | Cust                        | Cust                          | yes                              |
| DURANT         | 1,459      | yes                                       | CC                            | Dev                         | -     | no   | -   | none  | Cust                       | Cust                      | City                        | City                          | yes                              |
| DYERSVILLE     | 3,714      | yes                                       | CC                            | City                        | -     | no   | -   | none  | Cust                       | Cust                      | City                        | City                          | yes                              |
| DYSART         | 1,251      | yes                                       | CC                            | Cust                        | Cust  | yes  | yes   | By TS   | City                       | Cust                      | City                        | City                          | yes                              |
| EARLHAM        | 1,069      | no  | -                             | C&C                         | Cust  | yes  | no  | \$50/Tap  | Cust                       | Cust                      | City                        | City                          | yes                              |
| EARLING        | 573        | yes                                       | CC                            | City                        | -     | no   | -   | \$100FR   | City                       | Cust                      | City                        | City                          | yes                              |
| EARLVILLE      | 751        | no  | -                             | City                        | -     | no   | no  | By TS   | Cust                       | Cust                      | Cust                        | City                          | no                               |
| EDGEWOOD       | 786        | yes                                       | CC                            | C&C                         | -     | no   | -   | \$25FR  | Cust                       | Cust                      | City                        | City                          | no                               |
| ELDON          | 1,319      | yes                                       | CC                            | City                        | City  | yes  | yes   | FR  | Cust                       | Cust                      | City                        | City                          | yes                              |
| ELDORA         | 3,223      | yes                                       | CC                            | City                        | Cust  | yes  | yes   | \$50FR  | Cust                       | Cust                      | City                        | City                          | yes                              |
| ELDRIDGE       | 2,624      | yes                                       | Bd                            | C&D                         | -     | no   | yes   | Comb  | Cust                       | Cust                      | City                        | City                          | yes                              |
| ELKADER        | 1,592      | yes                                       | CC                            | City                        | NA    | yes  | NA  | NA  | Cust                       | Cust                      | City                        | City                          | yes                              |
| ELKHART        | 269        | yes                                       | CC                            | Dev                         | -     | no   | yes   | none  | City                       | Cust                      | City                        | City                          | yes                              |
| EMMETSBURG     | 4,150      | no  | Bd                            | WW                          | Cust  | yes  | yes   | per Tap   | Cust                       | Cust                      | Cust                        | City                          | yes                              |
| ESSEX          | 770        | yes                                       | CC                            | City                        | -     | no   | yes   | none  | Cust                       | Cust                      | City                        | City                          | yes                              |
| FAIRBANK       | 810        | yes                                       | CC                            | Dev                         | -     | no   | yes   | none  | Cust                       | Cust                      | Cust                        | Cust                          | yes                              |
| FAIRFAX        | 635        | yes                                       | CC                            | Dev                         | -     | no   | yes   | \$10FR  | Cust                       | Cust                      | City                        | City                          | no                               |
| FARMINGTON     | 800        | yes                                       | CC                            | C&C                         | C&C   | yes  | yes   | \$75FR  | City                       | City                      | City                        | City                          | yes                              |
| FAYETTE        | 1,947      | yes                                       | CC                            | City                        | -     | no   | yes   | FR/Tap  | Cust                       | Cust                      | City                        | City                          | yes                              |
| FENTON         | 403        | yes                                       | CC                            | C&C                         | -     | no   | NA  | Comb  | Cust                       | Cust                      | Cust                        | City                          | no                               |
| FONTANELLE     | 752        | yes                                       | CC                            | City                        | Cust  | yes  | yes   | \$200FR   | City                       | Cust                      | City                        | City                          | yes                              |
| FOREST CITY    | 4,506      | yes                                       | CC                            | C&D                         | -     | no   | yes   | By TS   | City                       | Cust                      | City                        | City                          | yes                              |
| FORT DODGE     | 30,173     | yes                                       | CC                            | Dev                         | Cust  | yes  | yes   | \$15/Tap  | Cust                       | Cust                      | City                        | City                          | yes                              |
| FORT MADISON   | 13,996     | yes                                       | Bd                            | Cust                        | Cust  | yes  | yes   | By TS   | City                       | Cust                      | City                        | City                          | yes                              |
| GARNER         | 2,257      | yes                                       | CC                            | C&D                         | -     | no   | no  | By TS   | City                       | Cust                      | City                        | City                          | yes                              |
| GARWIN         | 563        | yes                                       | CC                            | Dev                         | -     | no   | NA  | \$25FR  | Cust                       | Cust                      | Cust                        | Joint                         | no                               |
| GEORGE         | 1,192      | yes                                       | CC                            | City                        | -     | no   | -   | \$100FR   | City                       | Cust                      | City                        | City                          | yes                              |
| GILBERT        | 715        | yes                                       | CC                            | Dev                         | Cust  | yes  | yes   | By TS   | City                       | Cust                      | Cust                        | Cust                          | yes                              |
| GILBERTVILLE   | 673        | yes                                       | CC                            | Dev                         | -     | no   | -   | NA  | Cust                       | Cust                      | City                        | City                          | yes                              |
| GILMORE CITY   | 766        | yes                                       | CC                            | City                        | -     | no   | yes   | By TS   | City                       | Cust                      | City                        | City                          | yes                              |
| GLADBROOK      | 961        | no  | -                             | NA                          | Cust  | yes  | NA  | \$10/Tap  | Cust                       | Cust                      | Cust                        | City                          | yes                              |
| GLENWOOD       | 5,002      | yes                                       | Bd                            | Dev                         | Dev   | yes  | yes   | By TS   | Cust                       | Cust                      | City                        | City                          | yes                              |
| GLIDDEN        | 964        | yes                                       | CC                            | City                        | Cust  | yes  | yes   | none  | City                       | Cust                      | City                        | City                          | yes                              |
| GOWRIE         | 1,225      | yes                                       | Bd                            | WW                          | Cust  | yes  | yes   | By TS   | Cust                       | Cust                      | Cust                        | City                          | yes                              |
| GRAETTINGER    | 907        | no  | -                             | City                        | Cust  | yes  | yes   | Cost  | Cust                       | Cust                      | City                        | City                          | no                               |
| GRAND JUNCTION | 969        | yes                                       | Bd                            | WW                          | Cust  | yes  | yes   | Cost  | City                       | Cust                      | City                        | Cust                          | no                               |
| GRANGER        | 661        | yes                                       | CC                            | Dev                         | -     | no   | -   | \$20FR  | City                       | Cust                      | City                        | City                          | yes                              |
| GREENFIELD     | 2,212      | yes                                       | Bd                            | WW-Dev                      | Cust  | yes  | yes   | By TS   | City                       | Cust                      | Cust                        | City                          | yes                              |
| GRINNELL       | 8,685      | yes                                       | CC                            | Dev                         | Cust  | yes  | no  | By TS   | Cust                       | Cust                      | City                        | City                          | yes                              |
| GRUNDY CENTER  | 2,712      | yes                                       | CC                            | City                        | Cust  | yes  | yes   | \$10+Cost                                       | Cust                       | Cust                      | City                        | City                          | yes                              |
| HAMBURG        | 1,649      | yes                                       | CC                            | City                        | Cust  | yes  | yes   | NA  | Cust                       | Cust                      | City                        | City                          | no                               |

1 Ext = Extension  
CC = City Council  
Bd = Board of Trustees  
PC = Private Concern  
WW = Water Works Utility

3 FR = Flat Rate  
TS = Tap Size  
Cost = Labor & Material  
FF = Frontage Foot  
Comb = Combination of Frontage Foot and Tap Size

5 Many cities do provide remote reading heads but do so at a charge to the customer. Cities indicating such, charge between \$10 to \$25 for the remote meters.

2 Ext = Extension  
Cust = Customer  
Dev = Developer  
WW = Water Works Utility  
C&C = City & Customer  
C&D = City pays only for extensions to already existing plants and replacements; developers pay for exten-

4 Prop = Property  
Bldg = Building  
Cust = Customer  
Joint = City and Customer jointly own and/or maintain  
WW = Water Works Utility  
Bd = Board of Trustees  
PC = Private Concern

NA = Information not available.

# Table C-3 MUNICIPAL WATER SYSTEMS

| CITY           | POPULATION | POLICY ON THE EXT. OF WATER SERVICE LINES | 1 BODY WHICH SETS THIS POLICY | 2 COST OF MAIN EXT. PAID BY |       | WATER SERVICE PROVIDED OUTSIDE CITY LIMITS | SPECIAL CONDITIONS BEFORE EXT. OUTSIDE CITY CAN BE MADE | 3 TAPPING OR CONNECTION FEE & BASIS OF THIS FEE | 4 OWNERSHIP OF WATER LINES |                           | 4 OWNERSHIP OF WATER METERS | 4 MAINTENANCE OF WATER METERS | 5 REMOTE READING HEADS AVAILABLE |
|----------------|------------|---|-------------------------------|-----------------------------|-------|--|---|---|----------------------------|---------------------------|-----------------------------|-------------------------------|----------------------------------|
|                |            |   |                               | IN CITY                     | RURAL |  |   |   | MAIN TO PROPERTY LINE      | PROPERTY LINE TO BUILDING |                             |                               |                                  |
| HAMPTON        | 4,450      | yes                                       | CC                            | Dev                         | Cust  | yes  | yes   | By TS   | Cust                       | Cust                      | City                        | City                          | yes                              |
| HARLAN         | 5,251      | no  | -                             | WW                          | Cust  | yes  | yes   | Comb  | Cust                       | Cust                      | WW                          | WW                            | yes                              |
| HARTLEY        | 1,694      | yes                                       | CC                            | City                        | Cust  | yes  | yes   | Cost  | Cust                       | Cust                      | City                        | City                          | yes                              |
| HAWARDEN       | 2,789      | yes                                       | CC                            | City                        | Cust  | yes  | yes   | By TS   | Cust                       | Cust                      | City                        | Cust                          | no                               |
| HAWKEYE        | 529        | NA  | CC                            | Cust                        | -     | no   | no  | By FF   | Cust                       | Cust                      | Cust                        | City                          | no                               |
| HEDRICK        | 790        | yes                                       | CC                            | City                        | -     | no   | yes   | NA  | City                       | Cust                      | City                        | City                          | yes                              |
| HIAWATHA       | 3,734      | yes                                       | CC                            | C&D                         | -     | no   | NA  | By TS   | City                       | Cust                      | City                        | Joint                         | no                               |
| HOLSTEIN       | 1,445      | yes                                       | CC                            | City                        | -     | no   | yes   | \$50FR  | Cust                       | Cust                      | City                        | City                          | yes                              |
| HOPKINTON      | 800        | no  | -                             | WW                          | Cust  | yes  | no  | \$100FR   | City                       | Cust                      | City                        | City                          | yes                              |
| HUDSON         | 1,970      | yes                                       | CC                            | Dev                         | -     | no   | NA  | FR  | City                       | Cust                      | City                        | City                          | yes                              |
| HULL           | 1,523      | no  | CC                            | City                        | -     | no   | yes   | \$15FR  | Cust                       | Cust                      | City                        | City                          | yes                              |
| HUMBOLDT       | 4,572      | yes                                       | Bd                            | Dev 75%                     | -     | no   | -   | By TS   | Cust                       | Cust                      | Cust                        | City                          | yes                              |
| HUXLEY         | 1,377      | yes                                       | CC                            | Dev                         | Cust  | yes  | yes   | NA  | City                       | Cust                      | City                        | City                          | yes                              |
| IDA GROVE      | 2,261      | yes                                       | CC                            | City                        | Cust  | yes  | yes   | By TS   | City                       | Cust                      | City                        | City                          | yes                              |
| INDEPENDENCE   | 5,910      | yes                                       | CC                            | Dev                         | -     | no   | -   | By TS   | Cust                       | Cust                      | City                        | City                          | no                               |
| INWOOD         | 690        | yes                                       | CC                            | Dev                         | Cust  | yes  | yes   | \$100FR   | Cust                       | Cust                      | City                        | City                          | yes                              |
| IOWA FALLS     | 6,454      | yes                                       | CC                            | Dev                         | -     | no   | -   | By TS   | Cust                       | Cust                      | City                        | City                          | no                               |
| IRWIN          | 439        | yes                                       | CC                            | City                        | -     | no   | yes   | FR  | City                       | Cust                      | Cust                        | City                          | yes                              |
| JANESVILLE     | 740        | yes                                       | CC                            | C&D                         | -     | no   | -   | none  | Cust                       | Cust                      | City                        | City                          | yes                              |
| JEFFERSON      | 4,735      | no  | -                             | City                        | City  | yes  | no  | none  | Cust                       | Cust                      | City                        | City                          | yes                              |
| JEWELL         | 1,152      | yes                                       | CC                            | City                        | -     | no   | -   | none  | Cust                       | Cust                      | City                        | City                          | no                               |
| **JOHNSTON     | 2,333      | yes                                       | CC                            | Dev                         | Dev   | yes  | yes   | FR  | City                       | Cust                      | Cust                        | Cust                          | yes                              |
| KALONA         | 1,568      | yes                                       | CC                            | Dev                         | -     | no   | yes   | \$50FR  | City                       | Cust                      | Cust                        | City                          | no                               |
| KEOKUK         | 15,173     | yes                                       | Bd                            | WW+Dev                      | -     | no   | -   | Comb  | Cust                       | Cust                      | City                        | City                          | yes                              |
| KEOSAUQUA      | 1,108      | yes                                       | CC                            | City                        | Cust  | yes  | yes   | \$75FR  | City                       | Cust                      | City                        | City                          | yes                              |
| KEOTA          | 1,112      | no  | -                             | Cust                        | Cust  | yes  | yes   | FR  | City                       | Cust                      | Joint                       | Joint                         | yes                              |
| KINGSLEY       | 1,097      | yes                                       | CC                            | City                        | -     | no   | NA  | \$35/Tap  | Cust                       | Cust                      | Cust                        | Cust                          | yes                              |
| KNOXVILLE      | 7,755      | yes                                       | Bd                            | Dev                         | Dev   | yes  | yes   | By TS   | Cust                       | Cust                      | City                        | City                          | yes                              |
| LAKE CITY      | 1,910      | yes                                       | CC                            | Cust                        | Cust  | yes  | yes   | \$15FR  | City                       | Cust                      | Cust                        | City                          | yes                              |
| **LAKESIDE     | 550        | yes                                       | CC                            | Dev                         | -     | no   | -   | \$5FR   | City                       | Cust                      | Cust                        | Cust                          | yes                              |
| LAKE VIEW      | 1,249      | yes                                       | CC                            | City                        | Cust  | yes  | no  | none  | City                       | Cust                      | Cust                        | City                          | yes                              |
| LA PORTE CITY  | 2,304      | yes                                       | Bd                            | Dev 75%                     | -     | no   | yes   | none  | Cust                       | Cust                      | City                        | City                          | yes                              |
| LAWLER         | 513        | yes                                       | CC                            | City                        | -     | no   | -   | NA  | Cust                       | Cust                      | Cust                        | City                          | no                               |
| LE CLAIRE      | 2,619      | yes                                       | CC                            | City                        | -     | no   | yes   | NA  | Cust                       | Cust                      | City                        | City                          | yes                              |
| LE GRAND       | 805        | yes                                       | CC                            | Dev                         | -     | no   | -   | none  | City                       | Cust                      | Cust                        | Cust                          | yes                              |
| LE MARS        | 8,159      | yes                                       | PC                            | Cust                        | -     | no   | yes   | none  | Cust                       | Cust                      | PC                          | PC                            | yes                              |
| LENOX          | 1,210      | yes                                       | Bd                            | WW                          | Cust  | yes  | yes   | By TS   | Cust                       | Cust                      | Cust                        | City                          | yes                              |
| LEON           | 2,142      | yes                                       | CC                            | City                        | Cust  | yes  | yes   | By TS   | City                       | Cust                      | City                        | City                          | no                               |
| LINEVILLE      | 385        | yes                                       | CC                            | City                        | Cust  | yes  | yes   | NA  | City                       | Cust                      | City                        | City                          | yes                              |
| LIVERMORE      | 510        | NA  | NA                            | City                        | -     | no   | -   | \$100FR   | City                       | Cust                      | City                        | City                          | no                               |
| LOGAN          | 1,526      | yes                                       | CC                            | C&D                         | Cust  | yes  | yes   | \$75/Tap  | Cust                       | Cust                      | City                        | Cust                          | yes                              |
| LOHRVILLE      | 553        | no  | -                             | NA                          | -     | no   | -   | \$1/Tap   | Cust                       | Cust                      | City                        | City                          | yes                              |
| LONE TREE      | 936        | yes                                       | CC                            | City                        | -     | no   | -   | By TS   | City                       | City                      | City                        | City                          | no                               |
| LOST NATION    | 547        | yes                                       | CC                            | City                        | Cust  | yes  | no  | \$100FR   | City                       | Cust                      | City                        | City                          | no                               |
| LOVILIA        | 640        | yes                                       | CC                            | City                        | Cust  | yes  | yes   | By FF   | City                       | Cust                      | City                        | City                          | yes                              |
| MADRID         | 2,500      | yes                                       | CC                            | Dev                         | Cust  | yes  | yes   | NA  | City                       | Cust                      | City                        | City                          | yes                              |
| MALVERN        | 1,158      | no  | -                             | C&D                         | Cust  | yes  | no  | NA  | Cust                       | Cust                      | City                        | City                          | yes                              |
| MANILLA        | 942        | yes                                       | Bd                            | Dev                         | -     | no   | yes   | By TS   | Cust                       | Cust                      | City                        | City                          | yes                              |
| MANNING        | 1,656      | yes                                       | CC                            | City                        | -     | no   | -   | none  | Cust                       | Cust                      | City                        | City                          | yes                              |
| MANSON         | 1,993      | yes                                       | CC                            | City                        | Cust  | yes  | yes   | \$30/Tap  | City                       | Cust                      | City                        | Joint                         | no                               |
| MAQUOKETA      | 6,000      | yes                                       | CC                            | C&D                         | Cust  | yes  | yes   | By TS   | Cust                       | Cust                      | City                        | City                          | yes                              |
| MARCUS         | 1,272      | NA  | NA                            | City                        | Cust  | yes  | yes   | NA  | Cust                       | Cust                      | City                        | City                          | yes                              |
| MARION         | 18,190     | yes                                       | Bd                            | WW-Dev                      | -     | no   | NA  | By FF   | Cust                       | Cust                      | City                        | City                          | yes                              |
| MARSHALLTOWN   | 26,506     | yes                                       | Bd                            | WW                          | -     | no   | yes   | none  | Cust                       | Cust                      | City                        | City                          | yes                              |
| MASON CITY     | 31,839     | yes                                       | CC                            | C&D                         | Cust  | yes  | no  | none  | Cust                       | Cust                      | City                        | City                          | yes                              |
| MAXWELL        | 758        | yes                                       | CC                            | City                        | -     | no   | -   | By FF   | Cust                       | Cust                      | City                        | City                          | yes                              |
| MC GREGOR      | 990        | no  | -                             | WW                          | -     | no   | -   | \$30/Tap  | Cust                       | Cust                      | City                        | City                          | yes                              |
| MECHANICSVILLE | 989        | yes                                       | CC                            | Cust                        | -     | no   | -   | FR  | Cust                       | Cust                      | City                        | City                          | yes                              |
| MELBOURNE      | 661        | yes                                       | CC                            | C&D                         | Cust  | yes  | yes   | By TS   | City                       | Cust                      | City                        | City                          | yes                              |
| MELCHER        | 913        | yes                                       | NA                            | City                        | Cust  | yes  | yes   | FR  | City                       | Cust                      | City                        | City                          | yes                              |

1 Ext = Extension  
 CC = City Council  
 Bd = Board of Trustees  
 PC = Private Concern  
 WW = Water Works Utility

3 FR = Flat Rate  
 TS = Tap Size  
 Cost = Labor & Material  
 FF = Frontage Foot  
 Comb = Combination of Frontage Foot and Tap Size

5 Many cities do provide remote reading heads but do so at a charge to the customer. Cities indicating such, charge between \$10 to \$25 for the remote meters.

2 Ext = Extension  
 Cust = Customer  
 Dev = Developer  
 WW = Water Works Utility  
 C&C = City & Customer  
 C&D = City pays only for extensions to already existing plats, and replacements; developers pay for extensions to new developments.

4 Prop = Property  
 Bldg = Building  
 Cust = Customer  
 Joint = City and Customer jointly own and/or maintain  
 WW = Water Works Utility  
 Bd = Board of Trustees  
 PC = Private Concern

NA = Information not available.

\*\*Johnston purchases water from City of Des Moines.  
 Lakeside purchases water from City of Storm Lake.

# Table C-4 MUNICIPAL WATER SYSTEMS

| CITY            | POPULATION | POLICY ON THE EXT. OF WATER SERVICE LINES | 1 BODY WHICH SETS THIS POLICY | 2 COST OF MAIN EXT. PAID BY |       | WATER SERVICE PROVIDED OUTSIDE CITY LIMITS | SPECIAL CONDITIONS BEFORE EXT. OUTSIDE CITY CAN BE MADE | 3 TAPPING OR CONNECTION FEE & BASIS OF THIS FEE | 4 OWNERSHIP OF WATER LINES |                           | 4 OWNERSHIP OF WATER METERS | 4 MAINTENANCE OF WATER METERS | 5 REMOTE READING HEADS AVAILABLE |
|-----------------|------------|---|-------------------------------|-----------------------------|-------|--|---|---|----------------------------|---------------------------|-----------------------------|-------------------------------|----------------------------------|
|                 |            |   |                               | IN CITY                     | RURAL |  |   |   | MAIN TO PROPERTY LINE      | PROPERTY LINE TO BUILDING |                             |                               |                                  |
| MENLO           | 391        | no  | -                             | City                        | Cust  | yes  | no  | \$125FR   | City                       | Cust                      | City                        | City                          | yes                              |
| MILO            | 675        | yes                                       | CC                            | City                        | -     | no   | yes   | \$50FR  | City                       | Cust                      | City                        | City                          | yes                              |
| MINGO           | 260        | yes                                       | CC                            | City                        | Cust  | yes  | no  | \$25FR  | City                       | Cust                      | City                        | City                          | no                               |
| MITCHELLVILLE   | 1,430      | yes                                       | CC                            | Cust                        | Cust  | yes  | yes   | \$125/Tap                                       | Cust                       | Cust                      | City                        | City                          | yes                              |
| MONONA          | 1,395      | no  | -                             | City                        | -     | no   | NA  | NA  | Cust                       | Cust                      | City                        | City                          | yes                              |
| MONTEZUMA       | 1,500      | yes                                       | Bd                            | City                        | Cust  | yes  | yes   | NA  | Cust                       | Cust                      | City                        | City                          | yes                              |
| MONTICELLO      | 3,669      | yes                                       | CC                            | C&D                         | -     | no   | yes   | \$15FR  | City                       | Cust                      | City                        | City                          | yes                              |
| MORAVIA         | 699        | yes                                       | CC                            | City                        | Cust  | yes  | yes   | NA  | City                       | Cust                      | City                        | City                          | yes                              |
| MOULTON         | 763        | yes                                       | CC                            | City                        | -     | no   | yes   | \$20/Tap  | City                       | Cust                      | City                        | City                          | no                               |
| MOUNT AYR       | 1,782      | yes                                       | CC                            | Dev                         | -     | no   | yes   | By TS   | City                       | Cust                      | City                        | City                          | yes                              |
| MT. PLEASANT    | 7,007      | yes                                       | Bd                            | WW-Dev                      | Cust  | yes  | yes   | By TS   | City                       | Cust                      | City                        | City                          | yes                              |
| MOUNT VERNON    | 3,268      | NA  | NA                            | Dev                         | -     | no   | no  | NA  | Cust                       | Cust                      | City                        | City                          | yes                              |
| MURRAY          | 620        | yes                                       | Bd                            | Cust                        | Cust  | yes  | yes   | \$50/Tap  | City                       | Cust                      | City                        | City                          | yes                              |
| MUSCATINE       | 23,758     | yes                                       | Bd                            | Dev                         | Dev   | yes  | yes   | \$100/Tap                                       | Cust                       | Cust                      | City                        | City                          | yes                              |
| NASHUA          | 1,712      | yes                                       | CC                            | City                        | -     | no   | -   | NA  | Cust                       | Cust                      | City                        | City                          | yes                              |
| NEOLA           | 968        | yes                                       | CC                            | City                        | Cust  | yes  | yes   | none  | Cust                       | Cust                      | City                        | City                          | yes                              |
| NEW ALBIN       | 644        | no  | -                             | Cust                        | Cust  | yes  | yes   | NA  | Cust                       | Cust                      | City                        | City                          | yes                              |
| NEWHALL         | 875        | yes                                       | CC                            | Dev                         | Cust  | yes  | yes   | FR  | City                       | Cust                      | City                        | City                          | no                               |
| NEW HARTFORD    | 690        | yes                                       | CC                            | City                        | -     | no   | -   | NA  | City                       | Cust                      | -                           | -                             | -                                |
| NEW LONDON      | 1,900      | NA  | NA                            | NA                          | NA    | NA   | NA  | NA  | NA                         | NA                        | NA                          | NA                            | NA                               |
| NEW MARKET      | 501        | no  | -                             | Cust                        | -     | no   | yes   | \$35/Tap  | City                       | Cust                      | City                        | City                          | yes                              |
| NEW SHARON      | 944        | yes                                       | CC                            | City                        | Cust  | yes  | yes   | By TS   | Cust                       | Cust                      | City                        | City                          | yes                              |
| NEWTON          | 15,619     | yes                                       | Bd                            | City ½                      | Cust  | yes  | yes   | By TS   | Cust                       | Cust                      | City                        | City                          | yes                              |
| NORA SPRINGS    | 1,337      | yes                                       | CC                            | City                        | Cust  | yes  | yes   | NA  | Cust                       | Cust                      | City                        | City                          | yes                              |
| NORTH ENGLISH   | 965        | yes                                       | CC                            | City                        | NA    | yes  | NA  | \$50FR  | Cust                       | Cust                      | City                        | City                          | yes                              |
| NORTH LIBERTY   | 1,408      | yes                                       | CC                            | Cust                        | -     | no   | -   | By TS   | City                       | Cust                      | City                        | City                          | yes                              |
| **NORWALK       | 2,313      | NA  | NA                            | NA                          | NA    | NA   | NA  | NA  | NA                         | NA                        | NA                          | NA                            | NA                               |
| OAKLAND         | 1,603      | yes                                       | NA                            | City                        | Cust  | yes  | yes   | \$85FR  | Cust                       | Cust                      | City                        | City                          | yes                              |
| OCHHEYEDAN      | 545        | yes                                       | CC                            | City                        | Cust  | yes  | yes   | FR  | City                       | Cust                      | City                        | City                          | yes                              |
| OELWEIN         | 7,735      | yes                                       | CC                            | C&D                         | Cust  | yes  | NA  | \$10/Tap  | City                       | Cust                      | City                        | City                          | yes                              |
| OLIN            | 710        | yes                                       | CC                            | Cust                        | Cust  | yes  | yes   | NA  | City                       | Cust                      | City                        | City                          | yes                              |
| OSAGE           | 3,815      | yes                                       | CC                            | C&D                         | Cust  | yes  | yes   | \$30/Tap  | City                       | Cust                      | City                        | City                          | yes                              |
| OSCEOLA         | 3,375      | no  | -                             | WW                          | Cust  | yes  | yes   | NA  | Cust                       | Cust                      | City                        | City                          | yes                              |
| OSKALOOSA       | 11,224     | yes                                       | Bd                            | Dev                         | Dev   | yes  | yes   | By TS   | Cust                       | Cust                      | Joint                       | City                          | yes                              |
| OTTUMWA         | 30,213     | yes                                       | Bd                            | Dev                         | Dev   | yes  | yes   | Comb  | City                       | Cust                      | City                        | City                          | yes                              |
| OXFORD          | 713        | yes                                       | CC                            | City                        | Cust  | yes  | yes   | By FF   | City                       | Cust                      | City                        | City                          | yes                              |
| PACIFIC JCT     | 505        | yes                                       | CC                            | City                        | Cust  | yes  | no  | none  | Cust                       | Cust                      | City                        | City                          | no                               |
| PARKERSBURG     | 1,631      | yes                                       | CC                            | Dev                         | Cust  | yes  | no  | none  | Cust                       | Cust                      | City                        | City                          | yes                              |
| PAULLINA        | 1,257      | yes                                       | CC                            | City                        | Cust  | yes  | yes   | TS + Cost                                       | Cust                       | Cust                      | City                        | City                          | yes                              |
| PERRY           | 6,906      | yes                                       | Bd                            | Dev                         | Cust  | yes  | yes   | By TS   | Cust                       | Cust                      | City                        | City                          | yes                              |
| **PLEASANT HILL | 2,538      | yes                                       | -                             | C&D                         | -     | no   | -   | By TS   | Cust                       | Cust                      | City                        | Joint                         | yes                              |
| POSTVILLE       | 1,546      | yes                                       | CC                            | City                        | Dev   | yes  | yes   | NA  | Cust                       | Cust                      | City                        | City                          | yes                              |
| PRESTON         | 950        | yes                                       | CC                            | City                        | Cust  | yes  | yes   | \$100FR   | City                       | Cust                      | City                        | City                          | yes                              |
| PRIMGHAR        | 1,016      | yes                                       | CC                            | City                        | -     | no   | -   | Cost  | Cust                       | Cust                      | City                        | City                          | yes                              |
| READLYN         | 616        | no  | -                             | Dev                         | -     | no   | -   | none  | Cust                       | Cust                      | City                        | City                          | yes                              |
| REINBECK        | 1,711      | yes                                       | CC                            | City                        | -     | no   | yes   | \$75/Tap  | City                       | Cust                      | City                        | City                          | yes                              |
| REMSEN          | 1,440      | no  | Bd                            | City                        | City  | yes  | no  | FR/Tap  | Cust                       | Cust                      | City                        | City                          | yes                              |
| RICEVILLE       | 877        | yes                                       | CC                            | City                        | Cust  | yes  | yes   | \$35FR  | Cust                       | Cust                      | City                        | City                          | yes                              |
| RICHLAND        | 595        | no  | CC                            | City                        | Cust  | yes  | yes   | Cost  | City                       | Cust                      | City                        | City                          | yes                              |
| RIVERSIDE       | 794        | yes                                       | CC                            | Dev                         | NA    | no   | NA  | NA  | City                       | Cust                      | City                        | City                          | no                               |
| ROCKFORD        | 902        | yes                                       | CC                            | C&D                         | Cust  | yes  | yes   | NA  | City                       | Cust                      | City                        | City                          | no                               |
| ROCK RAPIDS     | 2,732      | yes                                       | Bd                            | WW                          | Cust  | yes  | yes   | \$30FR  | City                       | City                      | City                        | City                          | yes                              |
| ROCK VALLEY     | 2,445      | yes                                       | CC                            | City                        | Cust  | yes  | yes   | By TS   | City                       | Cust                      | City                        | City                          | yes                              |
| ROCKWELL CITY   | 2,400      | yes                                       | CC                            | City                        | Cust  | yes  | yes   | By TS   | Cust                       | Cust                      | City                        | City                          | yes                              |
| ROLAND          | 803        | NA  | NA                            | Dev                         | -     | no   | -   | \$50/Tap  | Cust                       | Cust                      | City                        | City                          | yes                              |
| ROLFE           | 838        | yes                                       | CC                            | C&C                         | Cust  | yes  | no  | \$15FR  | Cust                       | Cust                      | City                        | City                          | yes                              |
| RUSSELL         | 591        | yes                                       | CC                            | City                        | Cust  | yes  | no  | \$100FR   | City                       | Cust                      | City                        | City                          | yes                              |
| SABULA          | 845        | yes                                       | CC                            | City ½                      | -     | no   | -   | none  | City                       | Cust                      | -                           | -                             | -                                |
| ST. ANSGAR      | 994        | yes                                       | CC                            | City                        | Cust  | yes  | yes   | \$50/Tap  | City                       | Cust                      | City                        | City                          | yes                              |
| SALIX           | 393        | yes                                       | CC                            | City                        | Cust  | yes  | yes   | \$150FR   | City                       | Cust                      | -                           | -                             | -                                |

1 Ext = Extension  
CC = City Council  
Bd = Board of Trustees  
PC = Private Concern  
WW = Water Works Utility

3 FR = Flat Rate  
TS = Tap Size  
Cost = Labor & Material  
FF = Frontage Foot  
Comb = Combination of Frontage Foot and Tap Size

5 Many cities do provide remote reading heads but do so at a charge to the customer. Cities indicating such, charge between \$10 to \$25 for the remote meters.

2 Ext = Extension  
Cust = Customer  
Dev = Developer  
WW = Water Works Utility  
C&C = City & Customer  
C&D = City pays only for extensions to already existing plats, and replacements; developers pay for extensions to new developments.

4 Prop = Property  
Bldg = Building  
Cust = Customer  
Joint = City and Customer jointly own and/or maintain  
WW = Water Works Utility  
Bd = Board of Trustees  
PC = Private Concern

NA = Information not available.

\*\*Norwalk purchases water from City of Des Moines.  
Pleasant Hill purchases water from City of Des Moines.



# Table C-5 MUNICIPAL WATER SYSTEMS

| CITY             | POPULATION | POLICY ON THE EXT. OF WATER SERVICE LINES | 1 BODY WHICH SETS THIS POLICY | 2 COST OF MAIN EXT. PAID BY |       | WATER SERVICE PROVIDED OUTSIDE CITY LIMITS | SPECIAL CONDITIONS BEFORE EXT. OUTSIDE CITY CAN BE MADE | 3 TAPPING OR CONNECTION FEE & BASIS OF THIS FEE | 4 OWNERSHIP OF WATER LINES |                           | 4 OWNERSHIP OF WATER METERS | 4 MAINTENANCE OF WATER METERS | 5 REMOTE READING HEADS AVAILABLE |
|------------------|------------|---|-------------------------------|-----------------------------|-------|--|---|---|----------------------------|---------------------------|-----------------------------|-------------------------------|----------------------------------|
|                  |            |   |                               | IN CITY                     | RURAL |  |   |   | MAIN TO PROPERTY LINE      | PROPERTY LINE TO BUILDING |                             |                               |                                  |
| SANBORN          | 1,465      | yes                                       | CC                            | City                        | Cust  | yes  | no  | NA  | City                       | Cust                      | Cust                        | City                          | yes                              |
| SCHLESWIG        | 875        | yes                                       | CC                            | City                        | Cust  | yes  | no  | NA  | City                       | Cust                      | City                        | City                          | yes                              |
| SEYMOUR          | 931        | no  | -                             | WW                          | Cust  | yes  | no  | \$35FR  | Cust                       | Cust                      | City                        | City                          | yes                              |
| SHELBY           | 532        | yes                                       | CC                            | City                        | -     | no   | -   | \$50/Tap  | City                       | Cust                      | City                        | City                          | yes                              |
| SHELDON          | 4,535      | yes                                       | CC                            | City ½                      | -     | yes  | yes   | none  | Cust                       | Cust                      | Cust                        | City                          | yes                              |
| SHENANDOAH       | 6,242      | yes                                       | CC                            | NA                          | NA    | yes  | NA  | By TS   | City                       | Cust                      | Cust                        | City                          | yes                              |
| SIBLEY           | 2,955      | yes                                       | CC                            | City                        | Cust  | yes  | yes   | Cost  | Cust                       | Cust                      | City                        | City                          | yes                              |
| SIDNEY           | 1,161      | yes                                       | CC                            | Dev                         | Dev   | yes  | yes   | Cost + 10%                                      | City                       | Cust                      | City                        | City                          | yes                              |
| SIOUX CENTER     | 3,996      | yes                                       | CC                            | City                        | Cust  | yes  | yes   | \$200FR   | Cust                       | Cust                      | Cust                        | City                          | yes                              |
| SIOUX CITY       | 86,000     | yes                                       | CC                            | Dev                         | Cust  | yes  | yes   | Comb  | Cust                       | Cust                      | City                        | City                          | yes                              |
| SIOUX RAPIDS     | 813        | NA  | CC                            | City                        | Cust  | yes  | yes   | none  | City                       | Cust                      | City                        | City                          | yes                              |
| SLOAN            | 799        | yes                                       | CC                            | C&D                         | Cust  | yes  | yes   | \$20FR  | City                       | City                      | City                        | City                          | yes                              |
| SOLOM            | 960        | yes                                       | CC                            | C&D                         | Cust  | yes  | yes   | none  | Cust                       | Cust                      | City                        | City                          | no                               |
| SPENCER          | 10,374     | yes                                       | Bd                            | Dev                         | -     | no   | -   | By TS   | Cust                       | Cust                      | City                        | City                          | yes                              |
| STANWOOD         | 642        | yes                                       | CC                            | City                        | Cust  | yes  | yes   | By TS   | Cust                       | Cust                      | City                        | City                          | yes                              |
| STORM LAKE       | 8,591      | yes                                       | CC                            | Dev                         | Cust  | yes  | yes   | By TS   | Cust                       | Cust                      | Cust                        | City                          | yes                              |
| STORY CITY       | 2,611      | yes                                       | CC                            | C&D                         | -     | no   | yes   | \$3.50/FF                                       | Cust                       | Cust                      | City                        | City                          | yes                              |
| STRATFORD        | 710        | no  | CC                            | City                        | -     | no   | -   | none  | Cust                       | Cust                      | City                        | City                          | yes                              |
| STUART           | 1,354      | yes                                       | Bd                            | NA                          | Cust  | yes  | NA  | By TS   | WW                         | Cust                      | WW                          | WW                            | yes                              |
| SULLY            | 685        | yes                                       | CC                            | C&D                         | -     | no   | -   | none  | City                       | Cust                      | Cust                        | Cust                          | no                               |
| SUMNER           | 2,174      | yes                                       | CC                            | City                        | -     | no   | -   | NA  | Cust                       | Cust                      | City                        | City                          | yes                              |
| SUTHERLAND       | 875        | yes                                       | CC                            | City                        | Cust  | yes  | yes   | FR  | City                       | Cust                      | Cust                        | Cust                          | yes                              |
| *SWISHER         | 607        |   |                               |                             |       |  |   |   |                            |                           |                             |                               |                                  |
| TABOR            | 950        | yes                                       | CC                            | City                        | Cust  | yes  | yes   | none  | City                       | Cust                      | City                        | City                          | yes                              |
| TAMA             | 3,000      | NA  | NA                            | NA                          | NA    | NA   | NA  | NA  | NA                         | NA                        | NA                          | NA                            | NA                               |
| THOMPSON         | 600        | no  | -                             | City                        | Cust  | yes  | yes   | \$50/Tap  | City                       | Cust                      | City                        | City                          | no                               |
| TIPTON           | 2,877      | yes                                       | CC                            | C&D                         | c-    | no   | yes   | By TS   | Cust                       | Cust                      | City                        | City                          | yes                              |
| TOLEDO           | 2,356      | yes                                       | CC                            | City                        | Dev   | yes  | yes   | By TS   | Cust                       | Cust                      | City                        | City                          | yes                              |
| TRAEER           | 1,685      | yes                                       | Bd                            | Cust                        | Cust  | yes  | yes   | FR  | Cust                       | Cust                      | Cust                        | City                          | yes                              |
| TREYNOR          | 727        | yes                                       | CC                            | Cust                        | -     | no   | -   | none  | Cust                       | Cust                      | City                        | City                          | yes                              |
| **UNIVERSITY HTS | 1,181      | NA  | NA                            | NA                          | NA    | NA   | NA  | NA  | NA                         | NA                        | NA                          | NA                            | NA                               |
| UTE              | 512        | yes                                       | CC                            | City                        | Cust  | yes  | NA  | \$75FR  | City                       | Cust                      | City                        | City                          | yes                              |
| VAIL             | 486        | yes                                       | CC                            | City                        | NA    | yes  | yes   | none  | City                       | Cust                      | City                        | Joint                         | yes                              |
| VAN HORNE        | 613        | yes                                       | CC                            | NA                          | Cust  | yes  | no  | NA  | City                       | Cust                      | City                        | City                          | yes                              |
| VENTURA          | 543        | yes                                       | CC                            | City                        | -     | no   | -   | none  | City                       | Cust                      | City                        | City                          | yes                              |
| VICTOR           | 949        | no  | -                             | City                        | Cust  | yes  | yes   | By TS   | Cust                       | Cust                      | Cust                        | Cust                          | no                               |
| VINTON           | 4,962      | yes                                       | CC                            | Dev                         | Cust  | yes  | yes   | By TS   | Cust                       | Cust                      | City                        | City                          | yes                              |
| WALL LAKE        | 936        | yes                                       | CC                            | City                        | NA    | yes  | yes   | NA  | City                       | Cust                      | City                        | City                          | yes                              |
| WALNUT           | 870        | yes                                       | NA                            | WW                          | Cust  | no   | yes   | \$150FR   | City                       | City                      | City                        | City                          | yes                              |
| WATERLOO         | 73,533     | yes                                       | Bd                            | WW                          | Cust  | yes  | yes   | \$4/FF  | Cust                       | Cust                      | City                        | Joint                         | yes                              |
| WAUKON           | 3,883      | yes                                       | CC                            | Dev                         | Cust  | yes  | yes   | NA  | Cust                       | Cust                      | Cust                        | City                          | yes                              |
| WAVERLY          | 7,351      | yes                                       | CC                            | Dev                         | -     | no   | yes   | By TS   | Cust                       | Cust                      | City                        | City                          | yes                              |
| WESLEY           | 584        | yes                                       | CC                            | City                        | Cust  | yes  | no  | NA  | City                       | Cust                      | City                        | City                          | yes                              |
| WEST BRANCH      | 1,612      | yes                                       | CC                            | Dev                         | -     | no   | yes   | FR  | Cust                       | Cust                      | City                        | City                          | yes                              |
| W. BURLINGTON    | 3,139      | yes                                       | CC                            | C&D                         | -     | no   | -   | By TS   | Cust                       | Cust                      | Cust                        | City                          | no                               |
| W. DES MOINES    | 20,712     | yes                                       | Bd                            | Cust                        | -     | yes  | yes   | By TS   | City                       | Cust                      | City                        | City                          | yes                              |
| WEST POINT       | 1,100      | yes                                       | Bd                            | Cust                        | -     | no   | yes   | By TS   | City                       | Cust                      | City                        | City                          | no                               |
| WHAT CHEER       | 868        | no  | -                             | City                        | Cust  | yes  | yes   | \$10FR  | Cust                       | Cust                      | City                        | Cust                          | yes                              |
| WHEATLAND        | 832        | yes                                       | CC                            | City                        | -     | no   | -   | \$125FR   | City                       | Cust                      | City                        | City                          | yes                              |
| WHITTEMORE       | 658        | yes                                       | CC                            | City                        | Cust  | yes  | yes   | FR  | City                       | Cust                      | City                        | City                          | yes                              |
| WILLIAMSBURG     | 1,950      | no  | -                             | Dev                         | -     | no   | NA  | \$176FR   | City                       | Cust                      | City                        | City                          | no                               |
| WILTON           | 2,049      | yes                                       | CC                            | City                        | -     | no   | NA  | NA  | Cust                       | Cust                      | Cust                        | City                          | yes                              |
| **WINDSOR HTS    | 6,303      | yes                                       | CC                            | WW+Dev                      | Cust  | yes  | yes   | \$15 & TS                                       | Cust                       | Cust                      | City                        | City                          | yes                              |
| WINTHROP         | 750        | no  | -                             | City                        | Cust  | yes  | no  | \$8.50FR  | Cust                       | Cust                      | City                        | City                          | yes                              |
| WODEN            | 265        | yes                                       | -                             | City                        | -     | no   | -   | \$150   | City                       | Cust                      | City                        | City                          | yes                              |
| WOODBINE         | 1,349      | yes                                       | CC                            | City                        | Cust  | yes  | yes   | By TS   | Cust                       | Cust                      | City                        | City                          | yes                              |
| WYOMING          | 746        | yes                                       | CC                            | Cust                        | Cust  | yes  | no  | none  | City                       | Cust                      | City                        | City                          | no                               |
| ZEARING          | 535        | yes                                       | CC                            | Cust                        | -     | no   | -   | \$7.50+Cost                                     | City                       | Cust                      | City                        | City                          | no                               |

1 Ext = Extension  
CC = City Council  
Bd = Board of Trustees  
PC = Private Concern  
WW = Water Works Utility

2 Ext = Extension  
Cust = Customer  
Dev = Developer  
WW = Water Works Utility  
C&C = City & Customer  
C&D = City pays only for extensions to already existing plats, and replacements; developers pay for extensions to new developments.

3 FR = Flat Rate  
TS = Tap Size  
Cost = Labor & Material  
FF = Frontage Foot  
Comb = Combination of Frontage Foot and Tap Size


4 Prop = Property  
Bldg = Building  
Cust = Customer  
Joint = City and Customer jointly own and/or maintain  
WW = Water Works Utility  
Bd = Board of Trustees  
PC = Private Concern

5 Many cities do provide remote reading heads but do so at a charge to the customer. Cities indicating such, charge between \$10 to \$25 for the remote meters.

NA = Information not available.

\*City of Swisher has no water system.

\*\*University Heights purchases water from City of Iowa City.  
Windsor Heights purchases water from City of Des Moines.





# Table D-1 MUNICIPAL WASTEWATER SYSTEMS

| CITY           | POPULATION | 1 HAS WRITTEN POLICY ON SEWER LINE EXT. | 2 BODY WHICH SETS THIS POLICY | 3 SERVICE PROVIDED OUTSIDE CITY LIMITS-PAID BY | 3 MAINTENANCE OF LINES |                     | 4 O & M FINANCED BY PROP. TAX |         | 5 FLAT RATE SERVICE CHARGE (RESID.) | 5 FLAT RATE-COMMERCIAL | 4 HAS CONTRACT RATES FOR INDUST. USERS | 6 SEWER RENTAL BILLED AS % OF WATER BILL (%) | COMPUTED BY SEPARATE RATE SCHEDULE-APPROX. % OF WATER BILL |
|----------------|------------|---|-------------------------------|--|------------------------|---------------------|-------------------------------|---------|-------------------------------------|------------------------|--|--|--|
|                |            |   |                               |  | MAIN TO PROP. LINE     | PROP. LINE TO BLDG. | WHOLE                         | PARTIAL |                                     |                        |  |  |  |
|                |            |   |                               |  |                        |                     |                               |         |                                     |                        |  |  |  |
| ACKLEY         | 1,794      | yes                                     | CC                            | no   | Cust                   | Cust                | -                             | -       | -                                   | -                      | -                                      | 50%  | -  |
| ADAIR          | 750        | yes                                     | CC                            | no   | Cust                   | Cust                | -                             | -       | -                                   | -                      | -                                      | 33%  | -  |
| ADEL           | 2,771      | yes                                     | CC                            | no   | Cust                   | Cust                | -                             | -       | -                                   | -                      | -                                      | 30%  | -  |
| AGENCY         | 610        | yes                                     | CC                            | no   | City                   | Cust                | -                             | -       | -                                   | -                      | -                                      | 85%  | -  |
| AKRON          | 1,326      | yes                                     | CC                            | no   | Cust                   | Cust                | -                             | -       | \$2.50/mo                           | \$4.00/mo              | -                                      | -  | -  |
| ALBERT CITY    | 765        | yes                                     | CC                            | no   | Cust                   | Cust                | X                             | -       | -                                   | -                      | -                                      | -  | -  |
| ALBIA          | 4,151      | yes                                     | CC                            | no   | Cust                   | Cust                | -                             | X       | -                                   | -                      | -                                      | 30%  | -  |
| ALBION         | 772        | yes                                     | CC                            | NA   | NA                     | NA                  | -                             | -       | \$10/Qtr                            | -                      | -                                      | -  | -  |
| ALBURNETT      | 418        | yes                                     | CC                            | no   | Cust                   | Cust                | -                             | -       | -                                   | -                      | -                                      | -  | 200%   |
| *ALEXANDER     | 249        | -                                       | -                             | -  | -                      | -                   | -                             | -       | -                                   | -                      | -                                      | -  | -  |
| ALGONA         | 6,032      | yes                                     | CC                            | no   | Cust                   | Cust                | -                             | X       | -                                   | -                      | -                                      | 75%  | -  |
| ALLERTON       | 643        | yes                                     | CC                            | no   | City                   | Cust                | -                             | -       | \$8.25/mo                           | X                      | -                                      | -  | -  |
| ALLISON        | 1,086      | yes                                     | CC                            | no   | Cust                   | Cust                | -                             | -       | -                                   | -                      | -                                      | 80%  | -  |
| ALTON          | 1,018      | yes                                     | CC                            | no   | Cust                   | Cust                | -                             | -       | -                                   | -                      | -                                      | -  | 75%  |
| ALTOONA        | 4,151      | yes                                     | CC                            | no   | Cust                   | Cust                | -                             | -       | \$7.50/Qtr                          | -                      | -                                      | 75%-C  | -  |
| AMES           | 43,561     | NA                                      | NA                            | no   | Cust                   | Cust                | -                             | -       | -                                   | -                      | -                                      | -  | 40%  |
| ANTHON         | 711        | yes                                     | CC                            | no   | Cust                   | Cust                | -                             | X       | \$1.25/mo                           | \$3.50/mo              | -                                      | -  | -  |
| ARCADIA        | 420        | no                                      | -                             | no   | City                   | Cust                | -                             | -       | -                                   | -                      | -                                      | -  | 60%  |
| **ASBURY       | 1,098      | -                                       | -                             | no   | City                   | Cust                | -                             | -       | \$8.50/mo                           | -                      | -                                      | -  | -  |
| AURELIA        | 1,065      | yes                                     | CC                            | yes-Cust                                       | City                   | Cust                | -                             | -       | -                                   | -                      | -                                      | 40%  | -  |
| AVOCA          | 1,535      | NA                                      | NA                            | no   | Cust                   | Cust                | -                             | X       | -                                   | -                      | -                                      | 10%  | -  |
| AYRSHIRE       | 243        | yes                                     | CC                            | no   | City                   | Cust                | -                             | X       | NA                                  | NA                     | NA                                     | NA   | NA   |
| BANCROFT       | 1,103      | no                                      | -                             | no   | City                   | Cust                | -                             | -       | -                                   | -                      | -                                      | 50%  | -  |
| BATAVIA        | 525        | no                                      | -                             | no   | Cust                   | Cust                | -                             | -       | -                                   | -                      | -                                      | -  | 75%  |
| BEDFORD        | 1,733      | yes                                     | CC                            | yes-Cust                                       | Cust                   | Cust                | -                             | X       | -                                   | -                      | -                                      | 40%  | -  |
| BELLEVUE       | 2,336      | yes                                     | NA                            | NA   | NA                     | NA                  | -                             | -       | -                                   | -                      | -                                      | -  | 70%  |
| BELMOND        | 2,421      | yes                                     | CC                            | yes-Dev  | Cust                   | Cust                | -                             | -       | -                                   | -                      | -                                      | 15%  | -  |
| BETTENDORF     | 24,290     | no                                      | -                             | NA   | Cust                   | Cust                | -                             | -       | -                                   | -                      | -                                      | -  | NA   |
| BONAPARTE      | 547        | yes                                     | CC                            | no   | City                   | Cust                | -                             | -       | -                                   | -                      | -                                      | -  | 80%  |
| BONDURANT      | 1,255      | yes                                     | CC                            | no   | City                   | Cust                | -                             | X       | -                                   | -                      | -                                      | 30%  | -  |
| BOONE          | 12,645     | no                                      | -                             | yes-varies                                     | Cust                   | Cust                | -                             | -       | -                                   | -                      | -                                      | 30%  | -  |
| BRIDGEWATER    | 242        | no                                      | -                             | no   | City                   | Cust                | -                             | -       | \$10.50/mo                          | -                      | -                                      | -  | -  |
| BRITT          | 2,069      | yes                                     | CC                            | no   | Cust                   | Cust                | -                             | X       | -                                   | -                      | -                                      | 30%  | -  |
| BROOKLYN       | 1,423      | yes                                     | CC                            | yes-Cust                                       | Cust                   | Cust                | -                             | -       | -                                   | -                      | -                                      | 50%  | -  |
| BUFFALO        | 1,513      | yes                                     | CC                            | yes-Cust                                       | Cust                   | Cust                | -                             | -       | -                                   | -                      | -                                      | 40%  | -  |
| BUFFALO CENTER | 1,118      | yes                                     | CC                            | no   | City                   | Cust                | -                             | -       | -                                   | -                      | -                                      | 40%  | -  |
| BURLINGTON     | 32,366     | no                                      | -                             | no   | Cust                   | Cust                | -                             | -       | -                                   | -                      | -                                      | -  | 60%  |
| CALAMUS        | 391        | no                                      | -                             | no   | City                   | Cust                | -                             | -       | \$2.40/mo                           | -                      | -                                      | -  | -  |
| CALMAR         | 1,008      | no                                      | -                             | no   | Cust                   | Cust                | -                             | -       | -                                   | -                      | -                                      | 50%  | -  |
| CAMANCHE       | 4,367      | yes                                     | CC                            | no   | City                   | Cust                | -                             | -       | -                                   | -                      | X                                      | 90%  | -  |
| CAMBRIDGE      | 676        | yes                                     | CC                            | no   | Cust                   | Cust                | -                             | -       | \$6.50/mo                           | -                      | -                                      | -  | -  |
| CARROLL        | 9,218      | yes                                     | CC                            | no   | Cust                   | Cust                | -                             | X       | -                                   | -                      | -                                      | -  | 37%  |
| CASEY          | 561        | yes                                     | CC                            | no   | Cust                   | Cust                | -                             | -       | -                                   | -                      | -                                      | -  | NA   |
| CEDAR FALLS    | 33,154     | yes                                     | CC                            | no   | Cust                   | Cust                | -                             | -       | -                                   | -                      | -                                      | 75%  | -  |
| CEDAR RAPIDS   | 116,000    | yes                                     | CC                            | no   | Cust                   | Cust                | -                             | -       | -                                   | -                      | X                                      | 85%  | -  |
| CENTER POINT   | 1,472      | yes                                     | CC                            | no   | Cust                   | Cust                | -                             | -       | -                                   | -                      | -                                      | 70%  | -  |
| CENTERVILLE    | 6,531      | NA                                      | NA                            | no   | Cust                   | Cust                | -                             | X       | -                                   | -                      | -                                      | 25%  | -  |
| CENTRAL CITY   | 1,116      | yes                                     | CC                            | no   | Cust                   | Cust                | -                             | -       | \$1.50/mo                           | -                      | -                                      | -  | -  |
| CHARITON       | 5,009      | NA                                      | NA                            | yes-Cust                                       | Cust                   | Cust                | -                             | -       | -                                   | -                      | -                                      | -  | 20%  |
| CHARLES CITY   | 9,268      | yes                                     | CC                            | yes-Cust                                       | Cust                   | Cust                | -                             | -       | -                                   | -                      | -                                      | 33.3%  | -  |
| CHEROKEE       | 7,272      | no                                      | -                             | no   | Cust                   | Cust                | -                             | -       | -                                   | -                      | -                                      | 60%  | -  |
| CLARENCE       | 915        | yes                                     | CC                            | no   | Cust                   | Cust                | -                             | -       | -                                   | -                      | -                                      | 50%  | -  |
| CLARINDA       | 5,420      | NA                                      | NA                            | no   | Cust                   | Cust                | -                             | X       | -                                   | -                      | -                                      | 40%  | -  |
| CLARKSVILLE    | 1,380      | yes                                     | CC                            | no   | Cust                   | Cust                | -                             | X       | \$6.00/Qtr                          | -                      | -                                      | -  | -  |
| CLEAR LAKE     | 6,876      | yes                                     | CC                            | yes-varies                                     | Cust                   | Cust                | -                             | X       | \$15.00/yr                          | -                      | -                                      | 50%  | -  |
| **CLIVE        | 4,347      | yes                                     | CC                            | no   | Cust                   | Cust                | -                             | -       | -                                   | -                      | -                                      | -  | 62%  |
| COGGON         | 656        | yes                                     | CC                            | no   | Cust                   | Cust                | -                             | -       | \$5.50/min                          | -                      | -                                      | -  | NA   |
| COLESBURG      | 379        | yes                                     | CC                            | no   | City                   | Cust                | -                             | -       | \$9.00/Qtr                          | -                      | -                                      | 100%   | -  |
| COLO           | 606        | yes                                     | CC                            | yes-Cust                                       | City                   | Cust                | -                             | -       | -                                   | -                      | -                                      | -  | 105%   |
| COLUMBUS JCT   | 1,205      | yes                                     | CC                            | no   | City                   | Cust                | -                             | -       | -                                   | -                      | -                                      | -  | 86%  |

1Ext. = Extension  
 2CC = City Council  
 Bd = Board of Trustees  
 PC = Private Concern

3Bldg = Building  
 Prop = Property  
 Cust = Customer  
 Dev = Developer  
 Varies = party paying for the extension depends on the situation and the agreement made between the city and the developer.

4Indust = Industrial  
 Resid = Residential  
 Prop = Property  
 O & M = Operation and Maintenance  
 X = yes  
 - = no

5mo = month  
 Qtr = Quarter  
 Bi = bi-monthly  
 yr = year  
 min = minimum

NA = Information Not Available.

\*City of Alexander has no waste water system.

6C = Commercial  
 I = Industrial  
 R = Residential

\*\*Asbury ties into City of Dubuque's system.  
 Clive ties into City of Des Moines' system.



# Table D-2 MUNICIPAL WASTEWATER SYSTEMS

| CITY           | POPULATION | 1 HAS WRITTEN POLICY ON SEWER LINE EXT. | 2 BODY WHICH SETS THIS POLICY | 3 SERVICE PROVIDED OUTSIDE CITY LIMITS-PAID BY | 3 MAINTENANCE OF LINES |                     | 4 O & M FINANCED BY PROP. TAX |         | 5 FLAT RATE SERVICE CHARGE (RESID.) | 5 FLAT RATE-COMMERCIAL | 4 HAS CONTRACT RATES FOR INDUST. USERS | 6 SEWER RENTAL BILLED AS % OF WATER BILL (%) | COMPUTED BY SEPARATE RATE SCHEDULE-APPROX. % OF WATER BILL |
|----------------|------------|---|-------------------------------|--|------------------------|---------------------|-------------------------------|---------|-------------------------------------|------------------------|--|--|--|
|                |            |   |                               |  | MAIN TO PROP. LINE     | PROP. LINE TO BLDG. | WHOLE                         | PARTIAL |                                     |                        |  |  |  |
| COON RAPIDS    | 1,381      | yes                                     | CC                            | yes-Dev  | Cust                   | Cust                | -                             | -       | -                                   | -                      | -                                      | -  | 156%   |
| CORNING        | 2,028      | yes                                     | CC                            | no   | Cust                   | Cust                | -                             | -       | -                                   | -                      | -                                      | 99%  | -  |
| COUNCIL BLUFFS | 60,348     | NA                                      | NA                            | no   | Cust                   | Cust                | -                             | -       | -                                   | -                      | -                                      | 56%  | -  |
| CRESCO         | 3,927      | yes                                     | CC                            | yes-Cust                                       | Cust                   | Cust                | -                             | X       | -                                   | -                      | -                                      | 50%  | -  |
| CRESTON        | 8,234      | NA                                      | NA                            | no   | Cust                   | Cust                | -                             | -       | -                                   | -                      | -                                      | 40%  | -  |
| DAKOTA CITY    | 867        | yes                                     | CC                            | no   | City                   | Cust                | -                             | -       | -                                   | -                      | -                                      | 25%  | -  |
| DALLAS CENTER  | 1,128      | yes                                     | CC                            | no   | Cust                   | Cust                | -                             | X       | -                                   | -                      | -                                      | 30%  | -  |
| DANBURY        | 527        | no                                      | -                             | no   | Cust                   | Cust                | -                             | -       | -                                   | -                      | -                                      | 60%  | -  |
| DAVENPORT      | 99,836     | yes                                     | CC                            | no   | Cust                   | Cust                | -                             | -       | -                                   | -                      | -                                      | -  | 60%  |
| DAYTON         | 928        | no                                      | -                             | no   | Cust                   | Cust                | -                             | -       | -                                   | -                      | -                                      | 25%  | -  |
| DECORAH        | 7,703      | yes                                     | CC                            | no   | Cust                   | Cust                | -                             | X       | -                                   | -                      | -                                      | 40%  | -  |
| DENISON        | 6,218      | yes                                     | CC                            | no   | Cust                   | Cust                | -                             | X       | \$4.00/mo                           | -                      | -                                      | -  | -  |
| DENVER         | 1,358      | yes                                     | CC                            | yes  | Cust                   | Cust                | -                             | X       | \$9.00/Qtr                          | -                      | -                                      | -  | -  |
| DES MOINES     | 201,404    | no                                      | -                             | yes-Cust                                       | Cust                   | Cust                | -                             | -       | -                                   | X                      | -                                      | -  | 56%  |
| DE WITT        | 3,647      | yes                                     | CC                            | yes-Cust                                       | Cust                   | Cust                | -                             | -       | -                                   | -                      | -                                      | 60%  | -  |
| DONNELLSON     | 798        | yes                                     | CC                            | no   | Cust                   | Cust                | -                             | -       | -                                   | -                      | -                                      | 50%  | -  |
| DOW CITY       | 600        | NA                                      | NA                            | yes-Cust                                       | City                   | Cust                | -                             | X       | \$7.00/Qtr                          | -                      | -                                      | -  | -  |
| DOWS           | 777        | yes                                     | CC                            | yes-Cust                                       | City                   | Cust                | -                             | -       | -                                   | -                      | -                                      | 50%  | -  |
| DUBUQUE        | 62,309     | yes                                     | CC                            | no   | Cust                   | Cust                | -                             | -       | -                                   | -                      | -                                      | 60%  | -  |
| DUMONT         | 724        | NA                                      | NA                            | no   | Cust                   | Cust                | -                             | X       | -                                   | -                      | -                                      | -  | -  |
| DURANT         | 1,459      | yes                                     | CC                            | no   | Cust                   | Cust                | -                             | -       | -                                   | -                      | -                                      | 80%  | -  |
| DYERSVILLE     | 3,714      | yes                                     | CC                            | no   | Cust                   | Cust                | -                             | -       | -                                   | -                      | -                                      | 65%  | -  |
| DYSART         | 1,251      | yes                                     | CC                            | no   | Cust                   | Cust                | -                             | X       | -                                   | \$10 min               | -                                      | 50%  | -  |
| EARLHAM        | 1,069      | no                                      | -                             | no   | Cust                   | Cust                | -                             | -       | -                                   | -                      | -                                      | 40%  | -  |
| EARLING        | 573        | yes                                     | CC                            | no   | City                   | Cust                | -                             | -       | -                                   | -                      | -                                      | -  | 60%  |
| EARLVILLE      | 751        | no                                      | -                             | no   | Cust                   | Cust                | X                             | -       | -                                   | -                      | -                                      | 50%  | -  |
| EDGEWOOD       | 786        | yes                                     | CC                            | no   | Cust                   | Cust                | -                             | -       | \$7.50/Qtr                          | -                      | -                                      | -  | -  |
| ELDON          | 1,319      | yes                                     | CC                            | no   | Cust                   | Cust                | -                             | -       | -                                   | -                      | -                                      | 55%  | -  |
| ELDORA         | 3,223      | yes                                     | CC                            | no   | Cust                   | Cust                | -                             | -       | -                                   | -                      | -                                      | 100%   | -  |
| ELDRIDGE       | 2,624      | yes                                     | CC                            | no   | Cust                   | Cust                | -                             | -       | \$7.50/mo                           | \$10/mo                | -                                      | -  | -  |
| ELKADER        | 1,592      | yes                                     | CC                            | yes-Cust                                       | Cust                   | Cust                | -                             | X       | -                                   | -                      | -                                      | 40%  | -  |
| ELKHART        | 269        | yes                                     | CC                            | no   | Cust                   | Cust                | -                             | -       | -                                   | -                      | -                                      | -  | 40%  |
| EMMETSBURG     | 4,150      | yes                                     | Bd                            | no   | Cust                   | Cust                | -                             | -       | -                                   | -                      | -                                      | 100%   | -  |
| ESSEX          | 770        | yes                                     | CC                            | no   | Cust                   | Cust                | -                             | -       | -                                   | -                      | -                                      | %NA  | -  |
| FAIRBANK       | 810        | yes                                     | CC                            | no   | Cust                   | Cust                | -                             | -       | \$4.25/Qtr                          | -                      | -                                      | -  | -  |
| FAIRFAX        | 635        | yes                                     | CC                            | no   | Cust                   | Cust                | -                             | -       | -                                   | -                      | -                                      | -  | 130%   |
| FARMINGTON     | 800        | yes                                     | CC                            | no   | City                   | Cust                | -                             | -       | -                                   | -                      | -                                      | -  | 300%   |
| FAYETTE        | 1,947      | yes                                     | CC                            | no   | Cust                   | Cust                | -                             | -       | -                                   | -                      | -                                      | 50%  | -  |
| *FENTON        | 403        | -                                       | -                             | -  | -                      | -                   | -                             | -       | -                                   | -                      | -                                      | -  | -  |
| FONTANELLE     | 752        | yes                                     | CC                            | no   | Cust                   | Cust                | -                             | -       | \$3.50/mo                           | -                      | -                                      | -  | -  |
| FOREST CITY    | 4,506      | yes                                     | CC                            | no   | Cust                   | Cust                | -                             | -       | -                                   | -                      | -                                      | 60%  | -  |
| FORT DODGE     | 30,173     | yes                                     | CC                            | yes-Cust                                       | Cust                   | Cust                | -                             | -       | -                                   | X                      | -                                      | -  | %NA  |
| FORT MADISON   | 13,996     | yes                                     | CC                            | yes-Cust                                       | Cust                   | Cust                | -                             | -       | -                                   | -                      | -                                      | -  | 50%  |
| GARNER         | 2,257      | yes                                     | CC                            | no   | Cust                   | Cust                | -                             | X       | -                                   | -                      | -                                      | 30%  | -  |
| GARWIN         | 563        | yes                                     | NA                            | no   | Cust                   | Cust                | -                             | -       | -                                   | -                      | -                                      | 100%   | -  |
| GEORGE         | 1,192      | yes                                     | CC                            | no   | City                   | Cust                | -                             | X       | \$10/Qtr                            | -                      | -                                      | -  | -  |
| GILBERT        | 715        | yes                                     | CC                            | no   | City                   | Cust                | -                             | -       | -                                   | -                      | -                                      | -  | 25%  |
| GILBERTVILLE   | 673        | yes                                     | CC                            | no   | Cust                   | Cust                | -                             | -       | -                                   | -                      | -                                      | -  | %NA  |
| GILMORE CITY   | 766        | yes                                     | CC                            | no   | Cust                   | Cust                | -                             | -       | -                                   | -                      | -                                      | 50%  | -  |
| GLADBROOK      | 961        | no                                      | -                             | no   | Cust                   | Cust                | -                             | -       | -                                   | -                      | -                                      | 40%  | -  |
| GLENWOOD       | 5,002      | yes                                     | NA                            | yes-Cust                                       | Cust                   | Cust                | -                             | -       | -                                   | -                      | -                                      | 40%  | -  |
| GLIDDEN        | 964        | yes                                     | CC                            | yes-Cust                                       | Cust                   | Cust                | -                             | X       | -                                   | -                      | -                                      | -  | 25%  |
| GOWRIE         | 1,225      | yes                                     | NA                            | no   | Cust                   | Cust                | -                             | -       | -                                   | -                      | -                                      | -  | 25%  |
| GRAETTINGER    | 907        | no                                      | -                             | yes-Cust                                       | Cust                   | Cust                | -                             | -       | -                                   | -                      | -                                      | -  | %NA  |
| GRAND JCT      | 969        | yes                                     | NA                            | no   | Cust                   | Cust                | -                             | X       | -                                   | -                      | -                                      | 33.3%  | -  |
| GRANGER        | 661        | yes                                     | CC                            | no   | City                   | Cust                | -                             | X       | -                                   | -                      | -                                      | 75%  | -  |
| GREENFIELD     | 2,212      | yes                                     | CC                            | no   | City                   | Cust                | NA                            | NA      | NA                                  | NA                     | NA                                     | NA   | NA   |
| GRINNELL       | 8,685      | yes                                     | CC                            | yes-Cust                                       | Cust                   | Cust                | -                             | -       | -                                   | -                      | -                                      | 40%  | -  |
| GRUNDY CENTER  | 2,712      | yes                                     | CC                            | no   | Cust                   | Cust                | -                             | -       | -                                   | -                      | -                                      | 50%  | -  |
| HAMBURG        | 1,649      | yes                                     | CC                            | yes-Cust                                       | Cust                   | Cust                | -                             | -       | -                                   | -                      | -                                      | -  | 62%  |

<sup>1</sup>Ext = Extension

<sup>3</sup>Bldg = Building  
 Prop = Property  
 Cust = Customer  
 Dev = Developer  
 Varies = party paying for the extension depends on the situation and the agreement made between the city and the developer.

<sup>4</sup>Indust = Industrial  
 Resid = Residential  
 Prop = Property  
 O & M = Operation and Maintenance  
 X = yes  
 - = no

<sup>5</sup>mo = month  
 Qtr = Quarter  
 Bi = bi-monthly  
 yr = year  
 min = minimum

NA = Information Not Available

\*City of Fenton has no waste water system.

<sup>6</sup>C = Commercial  
 I = Industrial  
 R = Residential

<sup>2</sup>CC = City Council  
 Bd = Board of Trustees  
 PC = Private Concern



# Table D-3 MUNICIPAL WASTEWATER SYSTEMS

| CITY           | POPULATION | 1 HAS WRITTEN POLICY ON SEWER LINE EXT. | 2 BODY WHICH SETS THIS POLICY | 3 SERVICE PROVIDED OUTSIDE CITY LIMITS- PAID BY | 3 MAINTENANCE OF LINES |                     | 4 O & M FINANCED BY PROP. TAX |         | 5 FLAT RATE SERVICE CHARGE (RESID.) | FLAT RATE-COMMERCIAL | 4 HAS CONTRACT RATES FOR INDUST. USERS | 6 SEWER RENTAL BILLED AS % OF WATER BILL (%) | COMPUTED BY SEPARATE RATE SCHEDULE- APPROX. % OF WATER BILL |
|----------------|------------|---|-------------------------------|---|------------------------|---------------------|-------------------------------|---------|-------------------------------------|----------------------|--|--|---|
|                |            |   |                               |   | MAIN TO PROP. LINE     | PROP. LINE TO BLDG. | WHOLE                         | PARTIAL |                                     |                      |  |  |   |
| HAMPTON        | 4,450      | yes                                     | CC                            | yes-Cust  | Cust                   | Cust                | -                             | X       | -                                   | -                    | -                                      | 45%  | -   |
| HARLAN         | 5,251      | no                                      | -                             | no  | Cust                   | Cust                | -                             | -       | -                                   | -                    | -                                      | -  | 60%   |
| HARTLEY        | 1,694      | yes                                     | CC                            | no  | Cust                   | Cust                | -                             | -       | \$2.00/mo                           | -                    | -                                      | -  | -   |
| HAWARDEN       | 2,789      | yes                                     | CC                            | no  | Cust                   | Cust                | -                             | -       | \$4.00/mo                           | X                    | X                                      | -  | -   |
| HAWKEYE        | 529        | NA                                      | NA                            | no  | Cust                   | Cust                | -                             | X       | -                                   | -                    | -                                      | 100%   | -   |
| HEDRICK        | 790        | yes                                     | CC                            | no  | City                   | Cust                | -                             | -       | -                                   | -                    | -                                      | -  | 48%   |
| HIAWATHA       | 3,734      | yes                                     | CC                            | no  | Cust                   | Cust                | -                             | -       | -                                   | -                    | -                                      | 50%  | -   |
| HOLSTEIN       | 1,445      | yes                                     | CC                            | no  | Cust                   | Cust                | -                             | -       | -                                   | -                    | -                                      | -  | 50%   |
| HOPKINTON      | 800        | NA                                      | NA                            | NA  | NA                     | NA                  | NA                            | NA      | NA                                  | NA                   | NA                                     | NA   | NA  |
| HUDSON         | 1,970      | yes                                     | CC                            | no  | Cust                   | Cust                | -                             | -       | -                                   | -                    | -                                      | -  | 250%  |
| HULL           | 1,523      | NA                                      | NA                            | no  | Cust                   | Cust                | -                             | X       | \$.75/person                        | -                    | -                                      | 50%-C  | -   |
| HUMBOLDT       | 4,572      | yes                                     | CC                            | no  | Cust                   | Cust                | -                             | -       | -                                   | -                    | -                                      | 45%  | -   |
| HUXLEY         | 1,377      | yes                                     | CC                            | no  | City                   | Cust                | -                             | -       | -                                   | -                    | -                                      | 25%  | -   |
| IDA GROVE      | 2,261      | yes                                     | CC                            | no  | Cust                   | Cust                | -                             | -       | -                                   | -                    | -                                      | 100%   | -   |
| INDEPENDENCE   | 5,910      | yes                                     | CC                            | no  | Cust                   | Cust                | -                             | X       | -                                   | -                    | X                                      | 50%  | -   |
| INWOOD         | 690        | yes                                     | CC                            | no  | Cust                   | Cust                | -                             | -       | -                                   | -                    | -                                      | -  | 44%   |
| IOWA FALLS     | 6,454      | yes                                     | CC                            | no  | Cust                   | Cust                | -                             | X       | -                                   | -                    | -                                      | 60%  | -   |
| IRWIN          | 439        | yes                                     | CC                            | no  | City                   | Cust                | -                             | -       | -                                   | -                    | -                                      | 30%  | -   |
| JANESVILLE     | 740        | yes                                     | CC                            | no  | Cust                   | Cust                | -                             | -       | -                                   | -                    | -                                      | -  | 46%   |
| JEFFERSON      | 4,735      | no                                      | -                             | yes-Cust  | Cust                   | Cust                | -                             | -       | -                                   | -                    | -                                      | 50%  | -   |
| JEWELL         | 1,152      | yes                                     | CC                            | no  | Cust                   | Cust                | -                             | -       | -                                   | -                    | -                                      | 55%  | -   |
| *JOHNSTON      | 2,333      | -                                       | -                             | -   | -                      | -                   | -                             | -       | -                                   | -                    | -                                      | -  | -   |
| KALONA         | 1,568      | yes                                     | CC                            | no  | City                   | Cust                | -                             | -       | -                                   | -                    | -                                      | 50%  | -   |
| KEOKUK         | 15,173     | yes                                     | CC                            | no  | Cust                   | Cust                | -                             | -       | -                                   | -                    | -                                      | -  | %NA   |
| KEOSAUQUA      | 1,108      | NA                                      | NA                            | no  | City                   | Cust                | -                             | -       | -                                   | -                    | -                                      | -  | 80%-1/3   |
| KEOTA          | 1,112      | no                                      | -                             | no  | City                   | Cust                | -                             | -       | -                                   | -                    | -                                      | 25%  | -   |
| KINGSLEY       | 1,097      | yes                                     | CC                            | no  | Cust                   | Cust                | -                             | -       | \$5.00/min                          | -                    | -                                      | -  | 40%   |
| KNOXVILLE      | 7,755      | NA                                      | NA                            | no  | Cust                   | Cust                | -                             | X       | -                                   | -                    | -                                      | 60%  | -   |
| LAKE CITY      | 1,910      | yes                                     | CC                            | no  | Cust                   | Cust                | -                             | -       | -                                   | -                    | -                                      | -  | %NA   |
| **LAKESIDE     | 550        | NA                                      | NA                            | no  | Cust                   | Cust                | NA                            | NA      | NA                                  | NA                   | NA                                     | NA   | NA  |
| LAKE VIEW      | 1,249      | yes                                     | CC                            | yes   | Cust                   | Cust                | -                             | -       | -                                   | -                    | -                                      | 65%  | -   |
| LA PORTE CITY  | 2,304      | yes                                     | NA                            | no  | Cust                   | Cust                | -                             | -       | -                                   | -                    | -                                      | -  | 29%   |
| LAWLER         | 513        | yes                                     | CC                            | no  | Cust                   | Cust                | -                             | -       | \$8.00/mo                           | X                    | -                                      | -  | -   |
| LE CLAIRE      | 2,619      | yes                                     | CC                            | no  | Cust                   | Cust                | -                             | -       | \$5.00/mo                           | -                    | -                                      | -  | -   |
| LE GRAND       | 805        | NA                                      | NA                            | no  | City                   | Cust                | -                             | -       | -                                   | -                    | -                                      | 30%  | -   |
| LE MARS        | 8,159      | NA                                      | NA                            | no  | Cust                   | Cust                | -                             | -       | \$3.75/Qtr                          | -                    | -                                      | 5%   | -   |
| LENOX          | 1,210      | NA                                      | NA                            | no  | Cust                   | Cust                | -                             | -       | X                                   | X                    | X                                      | -  | -   |
| LEON           | 2,142      | yes                                     | CC                            | no  | Cust                   | Cust                | -                             | -       | -                                   | -                    | -                                      | 40%  | -   |
| *LINEVILLE     | 385        | -                                       | -                             | -   | -                      | -                   | -                             | -       | -                                   | -                    | -                                      | -  | -   |
| LIVERMORE      | 510        | NA                                      | NA                            | no  | Cust                   | Cust                | -                             | -       | -                                   | -                    | -                                      | -  | 30%   |
| LOGAN          | 1,526      | yes                                     | CC                            | no  | Cust                   | Cust                | -                             | -       | -                                   | -                    | -                                      | 50%  | -   |
| LOHRVILLE      | 553        | no                                      | -                             | no  | Cust                   | Cust                | -                             | -       | -                                   | -                    | -                                      | 10%  | -   |
| LONE TREE      | 936        | yes                                     | CC                            | no  | City                   | Cust                | -                             | -       | -                                   | -                    | -                                      | -  | %NA   |
| LOST NATION    | 547        | yes                                     | CC                            | yes-Cust  | Cust                   | Cust                | -                             | -       | \$3.00/mo                           | -                    | -                                      | -  | -   |
| LOVILIA        | 640        | yes                                     | CC                            | no  | City                   | Cust                | -                             | -       | \$5.00/mo                           | -                    | -                                      | -  | -   |
| MADRID         | 2,500      | yes                                     | CC                            | no  | City                   | Cust                | -                             | -       | -                                   | -                    | -                                      | 35%  | -   |
| MALVERN        | 1,158      | no                                      | -                             | no  | Cust                   | Cust                | -                             | -       | -                                   | -                    | -                                      | %NA  | -   |
| MANILLA        | 942        | NA                                      | NA                            | no  | Cust                   | Cust                | -                             | -       | -                                   | -                    | -                                      | -  | 40%   |
| MANNING        | 1,656      | yes                                     | CC                            | no  | Cust                   | Cust                | -                             | -       | -                                   | -                    | -                                      | 50%  | -   |
| MANSON         | 1,993      | yes                                     | CC                            | no  | Cust                   | Cust                | -                             | -       | -                                   | -                    | -                                      | -  | 15%   |
| MAQUOKETA      | 6,000      | yes                                     | CC                            | yes-Cust  | Cust                   | Cust                | -                             | -       | -                                   | -                    | -                                      | 75%  | -   |
| MARCUS         | 1,272      | NA                                      | NA                            | no  | Cust                   | Cust                | -                             | -       | -                                   | -                    | -                                      | 30%  | -   |
| MARION         | 18,190     | yes                                     | CC                            | no  | Cust                   | Cust                | -                             | -       | \$1.40/mo                           | X                    | -                                      | -  | %NA   |
| MARSHALLTOWN   | 26,506     | NA                                      | NA                            | no  | Cust                   | Cust                | -                             | -       | -                                   | -                    | -                                      | -  | 65%   |
| MASON CITY     | 31,839     | yes                                     | CC                            | yes-Cust  | Cust                   | Cust                | -                             | -       | -                                   | -                    | -                                      | -  | 55%   |
| MAXWELL        | 758        | yes                                     | CC                            | no  | Cust                   | Cust                | -                             | X       | -                                   | -                    | -                                      | 20%  | -   |
| MC GREGOR      | 990        | no                                      | -                             | no  | Cust                   | Cust                | -                             | -       | \$2.00/mo                           | -                    | -                                      | -  | -   |
| MECHANICSVILLE | 989        | yes                                     | CC                            | no  | Cust                   | Cust                | -                             | -       | -                                   | -                    | -                                      | 50%  | -   |
| MELBOURNE      | 661        | yes                                     | CC                            | no  | Cust                   | Cust                | -                             | -       | -                                   | -                    | -                                      | 50%  | -   |
| MELCHER        | 913        | yes                                     | NA                            | yes-Cust  | City                   | Cust                | -                             | -       | \$5.25/mo                           | -                    | -                                      | -  | -   |

1 Ext = Extension

3 Bldg = Building  
 Prop = Property  
 Cust = Customer  
 Dev = Developer  
 Varies = party paying for the extension depends on the situation and the agreement made between the city and the developer.

4 Indust = Industrial  
 Resid = Residential  
 Prop = Property  
 O & M = Operation and Maintenance  
 X = yes  
 - = no

5 mo = month  
 Qtr = Quarter  
 Bi = bi-monthly  
 yr = year  
 min = minimum  
 6 C = Commercial  
 I = Industrial  
 R = Residential

NA = Information Not Available

\*City of Johnston has no waste water system.  
 City of Lineville has no waste water system.

\*\*Lakeside ties into City of Storm Lake's system.

2 CC = City Council  
 Bd = Board of Trustees  
 PC = Private Concern



# Table D-4 MUNICIPAL WASTEWATER SYSTEMS

| CITY          | POPULATION | 1 HAS WRITTEN POLICY ON SEWER LINE EXT. | 2 BODY WHICH SETS THIS POLICY | 3 SERVICE PROVIDED OUTSIDE CITY LIMITS- PAID BY | 3 MAINTENANCE OF LINES |                     | 4 O & M FINANCED BY PROP. TAX |         | 5 FLAT RATE SERVICE CHARGE (RESID.) | 5 FLAT RATE-COMMERCIAL | 4 HAS CONTRACT RATES FOR INDUST. USERS | 6 SEWER RENTAL BILLED AS % OF WATER BILL (%) | COMPUTED BY SEPARATE RATE SCHEDULE- APPROX. % OF WATER BILL |
|---------------|------------|---|-------------------------------|---|------------------------|---------------------|-------------------------------|---------|-------------------------------------|------------------------|--|--|---|
|               |            |   |                               |   | MAIN TO PROP. LINE     | PROP. LINE TO BLDG. | WHOLE                         | PARTIAL |                                     |                        |  |  |   |
|               |            |   |                               |   |                        |                     |                               |         |                                     |                        |  |  |   |
| *MENLO        | 391        | NA                                      | NA                            | -   | -                      | -                   | -                             | -       | -                                   | -                      | -                                      | -  | -   |
| MILO          | 675        | yes                                     | CC                            | no  | City                   | Cust                | -                             | -       | \$4.50/mo                           | -                      | X                                      | -  | -   |
| MINGO         | 260        | yes                                     | CC                            | no  | Cust                   | Cust                | -                             | -       | -                                   | -                      | -                                      | -  | 100%  |
| MITCHELLVILLE | 1,430      | yes                                     | CC                            | yes-Cust  | Cust                   | Cust                | -                             | -       | -                                   | -                      | -                                      | 50%  | -   |
| MONONA        | 1,395      | no                                      | -                             | -   | Cust                   | Cust                | -                             | -       | \$2.00/mo                           | -                      | -                                      | -  | -   |
| MONTEZUMA     | 1,500      | yes                                     | CC                            | no  | Cust                   | Cust                | -                             | X       | -                                   | -                      | -                                      | 30%  | -   |
| MONTICELLO    | 3,669      | yes                                     | CC                            | no  | City                   | Cust                | -                             | -       | -                                   | -                      | -                                      | 50%  | -   |
| MORAVIA       | 699        | yes                                     | CC                            | yes-Cust  | Cust                   | Cust                | -                             | -       | \$5.50 min                          | -                      | -                                      | -  | 70%   |
| MOULTON       | 763        | yes                                     | CC                            | no  | Cust                   | Cust                | -                             | -       | -                                   | -                      | -                                      | -  | %NA   |
| MOUNT AYR     | 1,782      | yes                                     | CC                            | no  | Cust                   | Cust                | -                             | -       | -                                   | -                      | -                                      | -  | 55%   |
| MT. PLEASANT  | 7,007      | NA                                      | NA                            | yes-Cust  | Cust                   | Cust                | -                             | -       | -                                   | -                      | -                                      | 50%  | -   |
| MOUNT VERNON  | 3,268      | no                                      | -                             | no  | Cust                   | Cust                | -                             | -       | -                                   | -                      | -                                      | 50%  | -   |
| MURRAY        | 620        | no                                      | -                             | NA  | NA                     | NA                  | NA                            | NA      | NA                                  | NA                     | NA                                     | NA   | NA  |
| MUSCATINE     | 23,758     | NA                                      | -                             | no  | Cust                   | Cust                | -                             | -       | -                                   | -                      | X                                      | -  | 100%  |
| NASHUA        | 1,712      | yes                                     | CC                            | no  | Cust                   | Cust                | -                             | -       | -                                   | -                      | -                                      | 50%  | -   |
| NEOLA         | 968        | yes                                     | CC                            | no  | Cust                   | Cust                | -                             | -       | X                                   | -                      | -                                      | -  | -   |
| NEW ALBIN     | 644        | no                                      | -                             | yes-Cust  | Cust                   | Cust                | -                             | -       | -                                   | -                      | X                                      | -  | %NA   |
| NEWHALL       | 875        | yes                                     | CC                            | no  | City                   | Cust                | -                             | X       | -                                   | -                      | -                                      | 50%  | -   |
| NEW HARTFORD  | 690        | yes                                     | CC                            | no  | City                   | Cust                | -                             | -       | \$6.00/mo                           | -                      | -                                      | -  | -   |
| NEW LONDON    | 1,900      | NA                                      | NA                            | NA  | NA                     | NA                  | -                             | -       | \$1.00/min                          | -                      | -                                      | 50%  | -   |
| NEW MARKET    | 501        | no                                      | -                             | no  | City                   | Cust                | -                             | -       | -                                   | -                      | -                                      | -  | 130%  |
| NEW SHARON    | 944        | yes                                     | CC                            | no  | Cust                   | Cust                | -                             | -       | -                                   | -                      | -                                      | 30%  | -   |
| NEWTON        | 15,619     | yes                                     | CC                            | no  | Cust                   | Cust                | -                             | -       | -                                   | -                      | -                                      | 40%  | -   |
| NORA SPRINGS  | 1,337      | yes                                     | CC                            | yes-Cust  | Cust                   | Cust                | -                             | X       | -                                   | -                      | -                                      | 35%  | -   |
| NORTH ENGLISH | 965        | yes                                     | CC                            | no  | Cust                   | Cust                | -                             | X       | X                                   | -                      | -                                      | -  | -   |
| NORTH LIBERTY | 1,408      | yes                                     | CC                            | yes-Cust  | Cust                   | Cust                | -                             | -       | \$4.50/mo                           | -                      | X                                      | -  | -   |
| NORWALK       | 2,313      | NA                                      | NA                            | NA  | NA                     | NA                  | -                             | -       | NA                                  | NA                     | NA                                     | 50%  | -   |
| OAKLAND       | 1,603      | no                                      | -                             | no  | Cust                   | Cust                | X                             | -       | -                                   | -                      | -                                      | -  | -   |
| OCHEYEDAN     | 545        | yes                                     | CC                            | no  | Cust                   | Cust                | -                             | -       | \$1.50/mo                           | -                      | X                                      | -  | -   |
| OELWEIN       | 7,735      | yes                                     | CC                            | yes-Cust  | Cust                   | Cust                | -                             | -       | -                                   | -                      | -                                      | -  | 90%   |
| OLIN          | 710        | yes                                     | CC                            | no  | City                   | Cust                | -                             | -       | \$2.67/mo                           | -                      | -                                      | -  | -   |
| OSAGE         | 3,815      | yes                                     | CC                            | no  | Cust                   | Cust                | -                             | -       | -                                   | -                      | X                                      | 90%  | -   |
| OSCEOLA       | 3,375      | no                                      | -                             | no  | Cust                   | Cust                | -                             | -       | \$5.00 min                          | -                      | -                                      | 20%  | -   |
| OSKALOOSA     | 11,224     | NA                                      | NA                            | NA  | NA                     | NA                  | NA                            | NA      | NA                                  | NA                     | NA                                     | NA   | NA  |
| OTTUMWA       | 30,213     | yes                                     | CC                            | yes-Cust  | Cust                   | Cust                | -                             | X       | -                                   | -                      | -                                      | -  | 30%   |
| OXFORD        | 713        | yes                                     | CC                            | no  | City                   | Cust                | -                             | -       | X                                   | -                      | -                                      | -  | -   |
| PACIFIC JCT   | 505        | NA                                      | NA                            | NA  | NA                     | NA                  | NA                            | NA      | NA                                  | NA                     | NA                                     | NA   | NA  |
| PARKERSBURG   | 1,631      | yes                                     | CC                            | no  | Cust                   | Cust                | -                             | -       | -                                   | -                      | -                                      | 30%  | -   |
| PAULLINA      | 1,257      | yes                                     | CC                            | no  | Cust                   | Cust                | -                             | -       | -                                   | -                      | -                                      | 25%  | -   |
| PERRY         | 6,906      | yes                                     | CC                            | no  | Cust                   | Cust                | -                             | -       | -                                   | -                      | -                                      | 25%  | -   |
| PLEASANT HILL | 2,538      | yes                                     | -                             | no  | Cust                   | Cust                | -                             | X       | -                                   | -                      | -                                      | -  | %NA   |
| POSTVILLE     | 1,546      | yes                                     | CC                            | no  | Cust                   | Cust                | -                             | -       | -                                   | -                      | -                                      | 25%  | -   |
| PRESTON       | 950        | yes                                     | CC                            | no  | Cust                   | Cust                | -                             | -       | \$3.38/mo                           | -                      | -                                      | -  | -   |
| PRIMGAR       | 1,016      | yes                                     | CC                            | yes-Cust  | Cust                   | Cust                | -                             | -       | \$1.00/mo                           | -                      | -                                      | -  | -   |
| READLYN       | 616        | no                                      | -                             | no  | Cust                   | Cust                | -                             | -       | -                                   | -                      | -                                      | -  | %NA   |
| REINBECK      | 1,711      | yes                                     | CC                            | no  | Cust                   | Cust                | -                             | -       | -                                   | -                      | -                                      | 25%  | -   |
| REMSEN        | 1,440      | NA                                      | NA                            | no  | Cust                   | Cust                | -                             | -       | \$1.00/mo                           | -                      | -                                      | 50%-C  | -   |
| RICEVILLE     | 877        | yes                                     | CC                            | yes-Cust  | Cust                   | Cust                | -                             | X       | -                                   | -                      | -                                      | 100%   | -   |
| ***RICHLAND   | 595        | -                                       | -                             | -   | -                      | -                   | -                             | -       | -                                   | -                      | -                                      | -  | -   |
| RIVERSIDE     | 794        | yes                                     | CC                            | no  | City                   | Cust                | -                             | -       | -                                   | -                      | -                                      | -  | 100%  |
| ROCKFORD      | 902        | yes                                     | CC                            | yes-Cust  | Cust                   | Cust                | -                             | -       | -                                   | -                      | -                                      | -  | 200%  |
| ROCK RAPIDS   | 2,732      | yes                                     | CC                            | no  | Cust                   | Cust                | -                             | -       | \$3.50/mo                           | -                      | -                                      | -  | %NA   |
| ROCK VALLEY   | 2,445      | yes                                     | CC                            | no  | Cust                   | Cust                | -                             | -       | \$7.50/Qtr                          | -                      | X                                      | -  | %NA   |
| ROCKWELL CITY | 2,400      | NA                                      | NA                            | no  | NA                     | NA                  | -                             | -       | -                                   | -                      | -                                      | -  | 23%   |
| ROLAND        | 803        | NA                                      | NA                            | no  | Cust                   | Cust                | -                             | -       | -                                   | -                      | -                                      | 20%  | -   |
| ROLFE         | 838        | yes                                     | CC                            | no  | Cust                   | Cust                | -                             | -       | \$3.25 min                          | -                      | -                                      | 25%  | -   |
| RUSSELL       | 591        | yes                                     | CC                            | no  | City                   | Cust                | -                             | -       | \$4.75 min                          | -                      | -                                      | -  | %NA   |
| SABULA        | 845        | yes                                     | CC                            | no  | City                   | Cust                | -                             | -       | \$4.50/mo                           | -                      | -                                      | -  | -   |
| ST. ANSGAR    | 994        | yes                                     | CC                            | yes-Cust  | City                   | Cust                | -                             | -       | -                                   | -                      | -                                      | 50%  | -   |
| SALIX         | 393        | yes                                     | CC                            | no  | City                   | Cust                | -                             | -       | \$9.75/mo                           | X                      | -                                      | -  | -   |

1 Ext = Extension

3 Bldg = Building

4 Indust = Industrial

5 mo = month

NA = Information Not Available

Prop = Property

Resid = Residential

Qtr = Quarter

Bi = bi-monthly

yr = year

min = minimum

\*City of Menlo has no waste water system.

2 CC = City Council  
Bd = Board of Trustees  
PC = Private Concern

Varies = party paying for the extension depends on the situation and the agreement made between the city and the developer.

O & M = Operation and Maintenance  
X = yes  
- = no

6 C = Commercial  
I = Industrial  
R = Residential

\*\*\*City of Richland is currently constructing a waste water system.



# Table D-5 MUNICIPAL WASTEWATER SYSTEMS

| CITY             | POPULATION | 1 HAS WRITTEN POLICY ON SEWER LINE EXT. | 2 BODY WHICH SETS THIS POLICY | 3 SERVICE PROVIDED OUTSIDE CITY LIMITS- PAID BY | 3 MAINTENANCE OF LINES |                     | 4 O & M FINANCED BY PROP. TAX |         | 5 FLAT RATE SERVICE CHARGE (RESID.) | 5 FLAT RATE-COMMERCIAL | 4 HAS CONTRACT RATES FOR INDUST. USERS | 6 SEWER RENTAL BILLED AS % OF WATER BILL (%) | COMPUTED BY SEPARATE RATE SCHEDULE- APPROX. % OF WATER BILL |
|------------------|------------|---|-------------------------------|---|------------------------|---------------------|-------------------------------|---------|-------------------------------------|------------------------|--|--|---|
|                  |            |   |                               |   | MAIN TO PROP. LINE     | PROP. LINE TO BLDG. | WHOLE                         | PARTIAL |                                     |                        |  |  |   |
|                  |            |   |                               |   |                        |                     |                               |         |                                     |                        |  |  |   |
| SANBORN          | 1,465      | yes                                     | CC                            | no  | Cust                   | Cust                | -                             | -       | -                                   | -                      | -                                      | 50%  | -   |
| SCHLESWIG        | 875        | yes                                     | CC                            | yes-Cust  | Cust                   | Cust                | -                             | -       | -                                   | -                      | -                                      | 50%  | -   |
| SEYMOUR          | 931        | no                                      | -                             | no  | Cust                   | Cust                | -                             | -       | -                                   | -                      | -                                      | -  | 5%  |
| SHELBY           | 532        | yes                                     | CC                            | no  | NA                     | NA                  | -                             | -       | -                                   | -                      | -                                      | -  | 68%   |
| SHELDON          | 4,535      | yes                                     | CC                            | no  | Cust                   | Cust                | -                             | -       | \$5.00/Qtr                          | -                      | -                                      | 40%-C  | -   |
| SHENANDOAH       | 6,242      | yes                                     | CC                            | yes   | City                   | Cust                | -                             | -       | \$1.00 min                          | -                      | -                                      | 30%  | -   |
| SIBLEY           | 2,955      | yes                                     | CC                            | no  | Cust                   | Cust                | -                             | -       | -                                   | -                      | -                                      | -  | 27%   |
| SIDNEY           | 1,161      | yes                                     | CC                            | yes-Cust  | City                   | Cust                | -                             | -       | -                                   | -                      | -                                      | 35%  | -   |
| SIOUX CENTER     | 3,996      | yes                                     | CC                            | no  | Cust                   | Cust                | -                             | -       | -                                   | -                      | X                                      | -  | 65%   |
| SIOUX CITY       | 86,000     | yes                                     | CC                            | no  | Cust                   | Cust                | -                             | -       | X                                   | X                      | X                                      | -  | %NA   |
| SIOUX RAPIDS     | 813        | yes                                     | CC                            | no  | City                   | Cust                | -                             | X       | -                                   | -                      | -                                      | 33.3%  | -   |
| SLOAN            | 799        | yes                                     | CC                            | no  | Cust                   | Cust                | -                             | -       | -                                   | -                      | -                                      | 50%  | -   |
| SOLO             | 960        | yes                                     | CC                            | no  | Cust                   | Cust                | -                             | X       | \$3.75 min.                         | -                      | -                                      | 75%  | -   |
| SPENCER          | 10,374     | yes                                     | CC                            | no  | City                   | Cust                | -                             | -       | -                                   | -                      | X                                      | -  | %NA   |
| STANWOOD         | 642        | yes                                     | CC                            | yes-Cust  | Cust                   | Cust                | -                             | X       | -                                   | -                      | -                                      | 50%  | -   |
| STORM LAKE       | 8,591      | yes                                     | CC                            | yes-Cust  | Cust                   | Cust                | -                             | -       | -                                   | -                      | -                                      | -  | 25%   |
| STORY CITY       | 2,611      | yes                                     | CC                            | no  | Cust                   | Cust                | -                             | -       | \$3.50 min                          | -                      | -                                      | 10%  | -   |
| STRATFORD        | 710        | no                                      | -                             | no  | Cust                   | Cust                | -                             | -       | -                                   | -                      | -                                      | 40%  | -   |
| STUART           | 1,354      | yes                                     | CC                            | no  | Cust                   | Cust                | -                             | X       | \$2.00/mo                           | \$3.00/mo              | X                                      | -  | -   |
| SULLY            | 685        | yes                                     | CC                            | no  | City                   | Cust                | -                             | -       | \$5.40/mo                           | -                      | -                                      | -  | -   |
| SUMNER           | 2,174      | yes                                     | CC                            | no  | Cust                   | Cust                | -                             | -       | -                                   | -                      | -                                      | 40%  | -   |
| SUTHERLAND       | 875        | yes                                     | CC                            | no  | City                   | Cust                | -                             | X       | -                                   | -                      | -                                      | 20%  | -   |
| SWISHER          | 607        | NA                                      | NA                            | no  | City                   | Cust                | -                             | -       | \$5.00/mo                           | \$7.50/mo              | -                                      | -  | -   |
| TABOR            | 950        | yes                                     | CC                            | no  | City                   | Cust                | -                             | X       | \$2.00/mo                           | -                      | -                                      | -  | -   |
| TAMA             | 3,000      | NA                                      | NA                            | NA  | NA                     | NA                  | -                             | -       | -                                   | -                      | -                                      | 100%   | -   |
| *THOMPSON        | 600        | no                                      | -                             | -   | -                      | -                   | -                             | -       | -                                   | -                      | -                                      | -  | -   |
| TIPTON           | 2,877      | yes                                     | CC                            | no  | Cust                   | Cust                | -                             | -       | -                                   | -                      | -                                      | 80%  | -   |
| TOLEDO           | 2,356      | yes                                     | CC                            | yes-Cust  | Cust                   | Cust                | -                             | X       | -                                   | -                      | -                                      | 60%  | -   |
| TRAEER           | 1,685      | yes                                     | Bd                            | no  | Cust                   | Cust                | -                             | -       | \$4.50 min                          | -                      | -                                      | 80%  | -   |
| TREYNOR          | 727        | yes                                     | CC                            | no  | Cust                   | Cust                | -                             | -       | \$4.50 min                          | -                      | -                                      | -  | %NA   |
| **UNIVERSITY HTS | 1,181      | NA                                      | NA                            | NA  | NA                     | NA                  | NA                            | NA      | NA                                  | NA                     | NA                                     | NA   | %NA   |
| UTE              | 512        | yes                                     | CC                            | no  | City                   | Cust                | -                             | -       | \$3.00/mo                           | -                      | -                                      | -  | -   |
| VAIL             | 486        | yes                                     | CC                            | yes-Cust  | City                   | Cust                | -                             | -       | \$4.00/mo                           | -                      | -                                      | -  | -   |
| VAN HORNE        | 613        | yes                                     | CC                            | no  | City                   | Cust                | -                             | -       | -                                   | -                      | -                                      | 100%   | -   |
| **VENTURA        | 543        | yes                                     | CC                            | NA  | City                   | Cust                | -                             | X       | \$15/yr                             | -                      | -                                      | -  | -   |
| VICTOR           | 949        | NA                                      | NA                            | no  | Cust                   | Cust                | -                             | -       | X                                   | -                      | -                                      | 50%  | -   |
| VINTON           | 4,962      | NA                                      | NA                            | no  | Cust                   | Cust                | -                             | -       | -                                   | -                      | -                                      | 50%  | -   |
| WALL LAKE        | 936        | yes                                     | CC                            | no  | City                   | Cust                | X                             | -       | -                                   | -                      | -                                      | -  | -   |
| WALNUT           | 870        | yes                                     | NA                            | no  | Cust                   | Cust                | -                             | X       | \$3.00/mo                           | -                      | -                                      | -  | -   |
| WATERLOO         | 73,533     | yes                                     | CC                            | yes-Cust  | City                   | Cust                | -                             | -       | -                                   | -                      | -                                      | -  | 100%  |
| WAUKON           | 3,883      | yes                                     | CC                            | yes-Cust  | Cust                   | Cust                | -                             | -       | -                                   | -                      | -                                      | 80%  | -   |
| WAVERLY          | 7,351      | yes                                     | CC                            | NA  | Cust                   | Cust                | -                             | -       | \$2.00 min                          | -                      | -                                      | -  | 65%   |
| WESLEY           | 584        | yes                                     | CC                            | no  | City                   | Cust                | -                             | -       | -                                   | -                      | -                                      | 100%   | -   |
| WEST BRANCH      | 1,612      | yes                                     | CC                            | no  | Cust                   | Cust                | -                             | -       | -                                   | -                      | -                                      | 90%  | -   |
| W. BURLINGTON    | 3,139      | yes                                     | CC                            | no  | Cust                   | Cust                | -                             | X       | -                                   | -                      | -                                      | 80%  | -   |
| **W. DES MOINES  | 20,712     | yes                                     | -                             | no  | Cust                   | Cust                | -                             | -       | -                                   | -                      | -                                      | -  | %NA   |
| WEST POINT       | 1,100      | yes                                     | CC                            | no  | City                   | Cust                | -                             | -       | -                                   | -                      | -                                      | 65%  | -   |
| WHAT CHEER       | 868        | no                                      | -                             | no  | Cust                   | Cust                | -                             | X       | -                                   | -                      | -                                      | 50%  | -   |
| WHEATLAND        | 832        | yes                                     | CC                            | no  | City                   | Cust                | -                             | X       | -                                   | -                      | -                                      | 50%  | -   |
| WHITTEMORE       | 658        | yes                                     | CC                            | yes-Cust  | Cust                   | Cust                | -                             | X       | -                                   | -                      | -                                      | 75%  | -   |
| WILLIAMSBURG     | 1,950      | no                                      | -                             | no  | Cust                   | Cust                | -                             | -       | \$4.50/mo                           | X                      | -                                      | -  | -   |
| WILTON           | 2,049      | yes                                     | CC                            | no  | Cust                   | Cust                | -                             | -       | -                                   | -                      | -                                      | 40%  | -   |
| **WINDSOR HTS    | 6,303      | yes                                     | -                             | no  | Cust                   | Cust                | -                             | -       | -                                   | -                      | -                                      | -  | %NA   |
| WINTHROP         | 750        | no                                      | -                             | yes-Cust  | Cust                   | Cust                | -                             | -       | -                                   | -                      | -                                      | 30%  | -   |
| WODEN            | 265        | no                                      | -                             | no  | City                   | Cust                | -                             | -       | X                                   | X                      | -                                      | -  | -   |
| WOODBINE         | 1,349      | yes                                     | CC                            | no  | Cust                   | Cust                | -                             | -       | -                                   | -                      | -                                      | 90%  | -   |
| WYOMING          | 746        | yes                                     | CC                            | no  | City                   | Cust                | -                             | -       | -                                   | -                      | -                                      | 30%  | -   |
| ZEARING          | 535        | yes                                     | CC                            | no  | City                   | Cust                | -                             | -       | -                                   | -                      | -                                      | -  | 120%  |

1 Ext = Extension

3 Bldg = Building  
 Prop = Property  
 Cust = Customer  
 Dev = Developer  
 Varies = party paying for the extension depends on the situation and the agreement made between the city and the developer.

4 Indust. = Industrial  
 Resid = Residential  
 Prop = Property  
 O & M = Operation and Maintenance  
 X = yes  
 - = no

5 mo = month  
 Qtr = Quarter  
 Bi = bi-monthly  
 yr = year  
 min = minimum


NA = Information Not Available

\*City of Thompson has no waste water system.

6 C = Commercial  
 I = Industrial  
 R = Residential

\*\*University Heights ties into City of Iowa City's system.  
 Ventura ties into City of Clear Lakes's system.  
 West Des Moines ties into City of Des Moines' system.  
 Windsor Heights ties into City of Des Moines' system.





# Appendix A-1

## WATER RATES IN IOWA CITIES

### ACKLEY (Pop. 1,794)

First 3,000 G - \$6.75 (min.) per quarter  
 Next 7,000 G - .90 per 1000 G  
 Next 20,000 G - .80 per 1000 G  
 Next 20,000 G - .70 per 1000 G  
 Next 50,000 G - .60 per 1000 G  
 All Over 100,000 G - .50 per 1000 G  
 Billing Period - Quarterly  
 Sewer Rental - 50% of water bill.

### ADAIR (Pop. 750)

First 1,000 G - \$6.25 (min.) per month  
 Next 4,000 G - 2.20 per 1000 G  
 Next 8,000 G - 2.00 per 1000 G  
 Next 12,000 G - 1.80 per 1000 G  
 Next 25,000 G - 1.60 per 1000 G  
 All Over 50,000 G - .85 per 1000 G  
 Billing Period - Monthly  
 Sewer Rental - 33% of water bill.

### ADEL (Pop. 2,771)

No water rate schedule available.

### AGENCY (Pop. 610)

First 4,500 G - \$9.30 (min.) per quarter  
 Next 4,500 G - 2.04 per 1000 G  
 Next 21,000 G - 1.68 per 1000 G  
 All Over 30,000 G - 1.32 per 1000 G  
 Billing Period - Quarterly  
 Sewer Rental - 85% of water bill.

### AKRON (Pop. 1,326)

First 1,000 G - \$2.00 (min.) per month  
 Next 4,000 G - .75 per 1000 G  
 Next 5,000 G - .60 per 1000 G  
 Next 5,000 G - .50 per 1000 G  
 All Over 15,000 G - .40 per 1000 G  
 Billing Period - Monthly  
 Sewer Rental - Residential: \$2.50 per month  
 - Commercial: \$4.00 per month

### ALBERT CITY (Pop. 765)

First 3,000 G - \$6.00 (min.) per quarter  
 Next 12,000 G - 1.50 per 1000 G  
 Next 35,000 G - 1.00 per 1000 G  
 All Over 50,000 G - .50 per 1000 G  
 Billing Period - Quarterly

### ALBIA (Pop. 4,151)

First 20,000 G - \$2.10 per 1000 G  
 Next 30,000 G - 1.70 per 1000 G  
 Next 50,000 G - 1.40 per 1000 G  
 All Over 100,000 G - 1.24 per 1000 G  
 Minimum Bi-monthly bill - \$8.00  
 Billing Period - Commercial: Monthly  
 Residential: Bi-monthly  
 Sewer Rental - 30% of water bill.

### ALBION (Pop. 772)

Billing Period - Quarterly  
 Flat Rate of \$14.38 per quarter for water service  
 Sewer Rental - \$10.00 per quarter

### ALBURNETT (Pop. 418)

First 18,000 G - \$2.75 (min.) per qtr.  
 Next 10,000 G - .40 per 1000 G  
 All Over 28,000 G - .30 per 1000 G  
 Billing Period - Quarterly  
 Sewer Rental - Computed by a separate rate schedule which is approximately 200% of water bill for a typical residential user.

### ALEXANDER (Pop. 249)

First 500 CF - \$6.00 (min.) per qtr.  
 Next 400 CF - .50 per 100 CF  
 Next 400 CF - .40 per 100 CF  
 All Over 1,300 CF - .30 per 100 CF  
 Billing Period - Quarterly  
 Sewer Rental - No system.

### ALGONA (Pop. 6,032)

Minimum rates by meter size  

| Size of Meter | Minimum per Month |
|---------------|-------------------|
| 5/8 inch      | \$ 1.43           |
| 3/4           | 2.20              |
| 1             | 3.30              |
| 1-1/4         | 3.85              |
| 1-1/2         | 4.40              |
| 2             | 6.60              |
| 3             | 11.00             |
| 4             | 16.50             |

First 2,000 CF - \$ .55 per 100 CF  
 Next 2,000 CF - .41 per 100 CF  
 Next 8,000 CF - .35 per 100 CF  
 Next 13,000 CF - .31 per 100 CF  
 All Over 25,000 CF - .29 per 100 CF  
 Outside city limits - additional 50% is charged for water service.  
 Billing Period - Bi-monthly  
 Sewer Rental - 75% of water bill.

### ALLERTON (Pop. 643)

No water rate schedule available.

### ALLISON (Pop. 1,086)

First 750 CF - \$12.00 (min.)  
 Next 250 CF - 1.60 per 100 CF  
 Next 2,000 CF - .81 per 100 CF  
 Next 10,000 CF - .49 per 100 CF  
 All Over 13,000 CF - .33 per 100 CF  
 Billing Period - Quarterly  
 Sewer Rental - 80% of water bill.

### ALTON (Pop. 1,018)

First 600 CF - \$5.00 (min.) per qtr.  
 All Over 600 CF - .82 per 100 CF  
 Billing Period - Quarterly  
 Sewer Rental  
 First 600 CF - \$3.75 (min.) per qtr.  
 All Over 600 CF - .07 per 100 CF  
 Residential - Maximum rate of \$6.00 per qtr.  
 Commercial - Maximum rate of \$35.00 per qtr.

### ALTOONA (Pop. 4,151)

First 6,000 G - \$6.75 (min.) per quarter  
 Next 44,000 G - 1.00 per 1000 G  
 All Over 50,000 G - .90 per 1000 G  
 Billing Period - Quarterly  
 Sewer Rental:  
 Residential - \$7.50/Quarter Flat Rate  
 Commercial - 75% of water bill

### AMES (Pop. 43,561)

Minimum rates by meter size  

| Size of Meter        | Minimum Charge per Month |
|----------------------|--------------------------|
| 5/8" or 5/8" x 3/4"  | \$ 3.00                  |
| 3/4"                 | 6.00                     |
| 1 inch               | 12.00                    |
| 1-1/2 inch           | 24.00                    |
| 2 inch               | 45.00                    |
| 2", battery of two   | 90.00                    |
| 2", battery of three | 150.00                   |
| 3 inch               | 90.00                    |
| 4 inch               | 150.00                   |

First 100 CF - Minimum  
 All Over 100 CF - \$ .71 per 100 CF  
 Separate Rate Schedule for Multiple Dwellings, Mobile Home Parks.  
 Billing Period - Monthly  
 Sewer Rental - Computed by a separate rate schedule which is approximately 40% of water bill for a typical residential user.

### ANTHON (Pop. 711)

No Meters  
 Residential - \$3.00 Flat Rate  
 Commercial - \$5.00 Flat Rate  
 Billing Period - Monthly  
 Sewer Rental:  
 Residential - \$1.25/month flat rate  
 Commercial - \$3.50/month flat rate

### ARCADIA (Pop. 420)

First 1,000 G - \$2.50 (min.) per month  
 Next 2,500 G - 2.00 per 1000 G  
 Next 3,500 G - 1.50 per 1000 G  
 All Over 7,000 G - 1.00 per 1000 G  
 Billing Period - Monthly  
 Sewer Rental - Computed by a separate rate schedule which is approximately 60% of the monthly water bill for a typical residential user.

### ASBURY (Pop. 1,098)

No water system  
 Sewer Rental - Flat Rate of \$8.50 per month

### AURELIA (Pop. 1,065)

First 500 CF - \$1.60 (min.) per month  
 Next 1,000 CF - .84 per 100 CF  
 Next 2,000 CF - .78 per 100 CF  
 All Over 4,500 CF - .66 per 100 CF  
 Billing Period - Quarterly  
 Sewer Rental - 40% of water bill

### AVOCA (Pop. 1,535)

First 1,000 G - \$3.94 (min.) per month  
 Next 2,000 G - 3.94 per 1000 G  
 Next 3,000 G - 2.42 per 1000 G  
 Next 3,000 G - 2.10 per 1000 G  
 Next 9,000 G - 1.84 per 1000 G  
 Next 12,000 G - 1.52 per 1000 G  
 All Over 30,000 G - 1.21 per 1000 G  
 Billing Period - Quarterly  
 Sewer Rental - 10% of water bill.

### AYRSHIRE (Pop. 243)

No meters - Flat rates charged as follows:  
 1 person \$6.30 3 and 4 persons \$11.00  
 2 persons 8.90 5 and over 12.50  
 Hydrant - \$3.70  
 Business - Major \$13.50 Minor \$9.00  
 Farms in Corporation -  
 Major \$24.00 Minor \$16.50  
 Homes Out of Corporation -  
 1 person \$ 8.40 3 and 4 persons \$14.65  
 2 persons 11.85 5 and over 16.65  
 Farms Out of Corporation -  
 Major \$32.00 Minor \$22.00  
 School (out of corporation) - \$85.00  
 Billing Period - Monthly

### BANCROFT (Pop. 1,103)

First 6,000 G - \$10.50 (min.) per qtr.  
 Next 15,000 G - 1.40 per 1000 G  
 All Over 21,000 G - 1.05 per 1000 G  
 Billing Period - Quarterly  
 Sewer Rental - 50% of water bill.

### BATAVIA (Pop. 525)

First 9,000 G - \$9.00 (min.) per qtr.  
 All Over 9,000 G - 1.00 per 1000 G  
 Billing Period - Quarterly  
 Sewer Rental - Computed by a separate rate schedule which is approximately 75% of water bill for a typical residential user.

### BEDFORD (Pop. 1,733)

First 1,200 G - \$3.50 (min.) per month  
 Next 10,000 G - 1.55 per 1000 G  
 Next 10,000 G - 1.40 per 1000 G  
 Next 10,000 G - 1.24 per 1000 G  
 Next 10,000 G - 1.09 per 1000 G  
 All Over 41,200 G - .93 per 1000 G  
 Billing Period - Monthly  
 Sewer Rental - 40% of water bill.

### BELLEVUE (Pop. 2,336)

First 200 CF - \$1.98 (min.) per month  
 Next 500 CF - .60 per 100 CF  
 All Over 700 CF - .48 per 100 CF  
 Billing Period - Monthly  
 Sewer Rental - Computed by a separate rate schedule which is approximately 70% of water bill for a typical residential user.

CF = Cubic Feet

G = Gallons

1 CF = 7.48 CF

mo. = month

qtr. = quarter

min. = minimum

Note - Some cities incorporate the 3% Iowa State sales tax into their water rate schedules. In cases where it was obvious that sales tax was included in the rates the tax was subtracted from the scheduled rates. There may be water rate schedules, however, which still contain the 3% sales tax.



# Appendix A-2 WATER RATES IN IOWA CITIES

## BELMOND (Pop. 2,421)

Minimum of \$6.35 per month  
 First 45,000 G - \$1.78 per 1000 G/qtr.  
 Next 45,000 G - 1.44 per 1000 G  
 All Over 90,000 G - .95 per 1000 G  
 Billing Period - Quarterly  
 Sewer Rental - 15% of water bill.

## BETTENDORF (Pop. 24,290)

No water rate schedule available.

## BONAPARTE (Pop. 547)

First 2,000 G - \$4.50 (min.) per qtr.  
 Next 20,000 G - 1.25 per 1000 G  
 Next 40,000 G - 1.00 per 1000 G  
 Next 60,000 G - .60 per 1000 G  
 All Over 122,000 G - .50 per 1000 G  
 Billing Period - Quarterly  
 Sewer Rental - Computed by a separate rate schedule which is approximately 80% of water bill for a typical residential user.

## BONDURANT (Pop. 1,255)

First 3,000 G - \$4.50 (min.) per month  
 Next 2,000 G - 2.00 per 1000 G  
 All Over 5,000 G - .75 per 1000 G  
 Billing Period - Monthly  
 Sewer Rental - 30% of water bill.

## BOONE (Pop. 12,645)

Minimum quarterly rates by meter size

| Size of Meter | In City | Out of City |
|---------------|---------|-------------|
| 5/8 inch      | \$ 5.63 | \$13.45     |
| 3/4 inch      | 8.44    | 17.50       |
| 1 inch        | 12.50   | 23.75       |
| 1-1/2 inch    | 16.00   | 29.00       |
| 2 inch        | 20.00   | 35.00       |
| 3 inch        | 30.00   | 50.00       |
| 4 inch        | 37.50   | 61.25       |
| 6 inch        | 56.25   | 89.38       |

First 500 CF - Minimum  
 Next 4,500 CF - \$.60 per 100 CF  
 Next 10,000 CF - .41 per 100 CF  
 Next 10,000 CF - .35 per 100 CF  
 All Over 25,000 CF - .30 per 100 CF  
 Billing Period - Quarterly  
 Sewer Rental - 30% of water bill

## BRIDGEWATER (Pop. 242)

First 3,000 G - \$4.50 (min.) per month  
 All Over 3,000 G - 1.00 per 1000 G  
 Billing Period - Monthly  
 Sewer Rental - Flat Rate of \$10.50 per month

## BRITT (Pop. 2,069)

First 20,000 G - \$1.38 per 1000 G/qtr.  
 Next 20,000 G - 1.13 per 1000 G  
 Next 40,000 G - .95 per 1000 G  
 Next 20,000 G - .85 per 1000 G  
 Over 100,000 G - .56 per 1000 G  
 Billing Period - Quarterly  
 Sewer Rental - 30% of water bill

## BROOKLYN (Pop. 1,423)

First 3,000 G - \$4.50 (min.) per qtr.  
 Next 17,000 G - 1.20 per 1000 G  
 Next 40,000 G - 1.10 per 1000 G  
 Next 30,000 G - .80 per 1000 G  
 All Over 90,000 G - .70 per 1000 G  
 Billing Period - Quarterly  
 Sewer Rental - 50% of water bill

## BUFFALO (Pop. 1,513)

First 4,000 G - \$4.00 (min.) per month  
 Next 6,000 G - .45 per 1000 G  
 Next 10,000 G - .40 per 1000 G  
 Next 10,000 G - .35 per 1000 G  
 Next 20,000 G - .30 per 1000 G  
 All Over 50,000 G - .25 per 1000 G  
 Billing Period - Monthly  
 Sewer Rental - 40% of water bill.

## BUFFALO CENTER (Pop. 1,118)

No water rate schedule available.

## BURLINGTON (Pop. 32,366)

Minimum monthly rates by meter size

| Size of Meter | Minimum per Month |
|---------------|-------------------|
| 5/8 inch      | \$ 3.80           |
| 3/4 inch      | 4.60              |
| 1 inch        | 6.70              |
| 1-1/2 inch    | 13.40             |
| 2 inch        | 20.20             |
| 3 inch        | 30.20             |
| 4 inch        | 50.00             |
| 6 inch        | 100.00            |

First 5,000 G - \$1.17 per 1000 G  
 Next 20,000 G - .95 per 1000 G  
 Next 50,000 G - .77 per 1000 G  
 Next 125,000 G - .60 per 1000 G  
 Next 800,000 G - .46 per 1000 G  
 Over 1,000,000 G - .40 per 1000 G  
 Billing Period - Monthly and Quarterly  
 Sewer Rental - Computed by a separate rate schedule which is approximately 60% of water bill for a typical residential user.

## CALAMUS (Pop. 391)

First 2,000 G - \$6.70 (min.) per month  
 Next 5,000 G - 2.00 per 1000 G  
 Next 10,000 G - 1.00 per 1000 G  
 All Over 17,000 G - .50 per 1000 G  
 Billing Period - Quarterly  
 Sewer Rental - Flat Rate of \$2.40 per month

## CALMAR (Pop. 1,008)

First 4,000 G - \$6.00 (min.) per quarter  
 Next 25,000 G - .88 per 1000 G  
 Next 25,000 G - .72 per 1000 G  
 Next 25,000 G - .56 per 1000 G  
 Next 25,000 G - .48 per 1000 G  
 All Over 104,000 G - .33 per 1000 G  
 Billing Period - Quarterly  
 Sewer Rental - 50% of water bill

## CAMANICHE (Pop. 4,367)

First 6,000 G - \$4.50 (min.) per quarter  
 Next 14,000 G - .60 per 1000 G  
 Next 30,000 G - .50 per 1000 G  
 Next 30,000 G - .40 per 1000 G  
 All Over 80,000 G - .35 per 1000 G  
 Billing Period - Quarterly  
 Sewer Rental - 90% of water bill

## CAMBRIDGE (Pop. 676)

No water rate schedule available

## CARROLL (Pop. 9,218)

First 200 CF - \$2.10 (min.) per month  
 Next 200 CF - .85 per 100 CF  
 Next 400 CF - .65 per 100 CF  
 Next 800 CF - .55 per 100 CF  
 Next 1,100 CF - .50 per 100 CF  
 Next 1,500 CF - .45 per 100 CF  
 All Over 4,200 CF - .40 per 100 CF  
 Billing Period - Monthly  
 Sewer Rental - Computed by a separate rate schedule which is approximately 37% of the water bill for a typical residential user.

## CASEY (Pop. 561)

First 1,000 G - \$3.50 (min.) per month  
 Next 5,000 G - 1.00 per 1000 G  
 Next 4,000 G - .70 per 1000 G  
 All Over 10,000 G - .50 per 1000 G  
 Billing Period - Monthly  
 Sewer Rental - computed by a separate rate schedule.

## CEDAR FALLS (Pop. 33,154)

Minimum bill - \$2.00 per month  
 First 300 CF - .60 per 100 CF  
 Next 700 CF - .40 per 100 CF  
 Next 5,000 CF - .30 per 100 CF  
 Next 14,000 CF - .25 per 100 CF  
 All Over 20,000 CF - .19 per 100 CF  
 Billing Period - Monthly  
 Sewer Rental - 75% of water bill

## CEDAR RAPIDS (Pop. 116,000)

Minimum rates by meter size

| Size of Meter | Minimum per Month |
|---------------|-------------------|
| 5/8 inch      | \$ 2.80           |
| 3/4 inch      | 3.34              |
| 1 inch        | 3.88              |
| 1-1/4 inch    | 5.50              |
| 1 1/2 inch    | 6.58              |
| 2 inch        | 9.82              |
| 3 inch        | 22.54             |
| 4 inch        | 41.74             |
| 6 inch        | 90.70             |
| 8 inch        | 172.70            |
| 10 inch       | 272.70            |
| 12 inch       | 403.50            |

First 500 CF - \$.56 per 100 CF  
 Next 2,500 CF - .54 per 100 CF  
 Next 22,000 CF - .48 per 100 CF  
 Next 75,000 CF - .40 per 100 CF  
 All Over 100,000 CF - .32 per 100 CF  
 Billing Period - Bi-monthly  
 Sewer Rental - 85% of water bill

## CENTER POINT (Pop. 1,472)

First 500 CF - \$4.50 (min.) per qtr.  
 Next 5,500 CF - .70 per 100 CF  
 All Over 6,000 CF - .25 per 100 CF  
 Billing Period - Quarterly  
 Sewer Rental - 70% of water bill

## CENTERVILLE (Pop. 6,531)

First 1,800 G - \$2.50 (min.) per month  
 Next 28,200 G - 1.00 per 1000 G  
 Next 37,500 G - .75 per 1000 G  
 Over 67,500 G - .50 per 1000 G  
 All Over 3,000,000 G - .40 per 1000 G  
 Water rates outside corporate limits - additional 25% surcharge  
 Billing Period - Monthly  
 Sewer Rental; City - 25% of water rate  
 Rural - 50% of water rates  
 Industry - 20% of water rates

## CENTRAL CITY (Pop. 1,116)

First 2,500 G - \$5.25 (min.) per quarter  
 Next 7,500 G - 1.40 per 1000 G  
 Next 10,000 G - 1.05 per 1000 G  
 Next 10,000 G - .81 per 1000 G  
 All Over 30,000 G - .59 per 1000 G  
 Billing Period - Quarterly  
 Sewer Rental - Flat Rate of \$1.50 per month

## CHARITON (Pop. 5,009)

Inside Corporate Limits  
 First 6,000 G - \$5.25 (min.) per quarter  
 Next 12,000 G - 1.20 per 1000 G  
 Next 24,000 G - 1.10 per 1000 G  
 Next 58,000 G - 1.00 per 1000 G  
 All Over 100,000 G - .90 per 1000 G  
 Outside Corporate Limits  
 First 6,000 G - \$9.10 (min.)  
 All Over 6,000 G - 1.25 per 1000 G  
 Billing Period - Quarterly  
 Sewer Rental - Computed by separate rate schedule which is approximately 20% of the water bill for a typical residential user.

## CHARLES CITY (Pop. 9,268)

First 1,500 G - \$1.50 (min.) per month  
 Next 1,500 G - .90 per 1000 G  
 Next 2,000 G - .85 per 1000 G  
 Next 5,000 G - .80 per 1000 G  
 Next 30,000 G - .75 per 1000 G  
 Next 50,000 G - .60 per 1000 G  
 Next 150,000 G - .50 per 1000 G  
 Next 200,000 G - .40 per 1000 G  
 Next 300,000 G - .35 per 1000 G  
 All Over 740,000 G - .325 per 1000 G  
 Billing Period - Monthly  
 Sewer Rental - 33 1/3% of the water bill

## CHEROKEE (Pop. 7,272)

No water rate schedule available

CF = Cubic Feet      G = Gallons      1 CF = 7.48 G      mo. = month      qtr. = quarter      min. = minimum

Note - Some cities incorporate the 3% Iowa State sales tax into their water rate schedules. In cases where it was obvious that sales tax was included in the rates the tax was subtracted from the scheduled rates. There may be water rate schedules, however, which still contain the 3% sales tax.

# Appendix A-3 WATER RATES IN IOWA CITIES

## CLARENCE (Pop. 915)

Minimum quarterly charge - \$4.00  
 First 2,000 CF - \$1.00 per 100 CF per qtr.  
 Next 4,000 CF - .75 per 100 CF  
 All Over 6,000 CF - .63 per 100 CF  
 Billing Period - Quarterly  
 Sewer Rental - 50% of water bill

## CLARINDA (Pop. 5,420)

First 7,500 G - \$1.50 per 1000 G per mo.  
 Next 42,500 G - 1.18 per 1000 G  
 All Over 50,000 G - .52 per 1000 G  
 Billing Period - Monthly  
 Sewer Rental - 40% of water bill

## CLARKSVILLE (Pop. 1,380)

First 5,500 G - \$3.86 (min.) per quarter  
 Next 10,000 G - .50 per 1000 G  
 Next 10,000 G - .40 per 1000 G  
 Next 10,000 G - .30 per 1000 G  
 Next 50,000 G - .20 per 1000 G  
 All Over 85,500 G - .10 per 1000 G  
 Billing Period - Quarterly  
 Sewer Rental - Flat rate of \$6.00 per quarter

## CLEAR LAKE (Pop. 6,876)

First 1,000 G - \$4.00 (min.) per quarter  
 All Over 1,000 G - .95 per 1000 G.  
 Billing Period - Monthly  
 Sewer Rental - Service charge of \$15.00 per year plus 50% of monthly water bill.

## CLIVE (Pop. 4,347)

First 100,000 G - \$.94 per 1000 G/Qtr.  
 All Over 100,000 G - .84 per 1000 G  
 Billing Period - Quarterly  
 Sewer Rental - Computed by separate rate schedule which is approximately 62% of water bill for a typical residential user.

## COGGON (Pop. 656)

First 4,000 G - \$2.50 (min.) per quarter  
 All Over 4,000 G - .50 per 1000 G  
 Billing Period - Quarterly  
 Sewer Rental - Flat rate \$5.50 per quarter; over 15,000 G - 24 1/2¢ per 1000 G

## COLESBURG (Pop. 379)

Minimum per Quarter by dwelling unit:  
 Single Family Residence - \$ 9.00  
 Multi Family Residence - 12.50  
 First 4,000 G - Minimum  
 Next 21,000 G - \$.60 per 1000 G  
 Rate Schedule for Larger Users  
 Minimum per Quarter by dwelling unit:  
 Single Family Residence - \$21.50  
 Multi Family Residence - 25.00  
 First 25,000 G - Minimum  
 All Over 25,000 G - \$.20 per 1000 G  
 Billing Period - Quarterly  
 Sewer Rental - \$9.00 minimum, then 100% of water bill.

## COLO (Pop. 606)

No water rate schedule available.

## COLOMBUS JUNCTION (Pop. 1,205)

First 2,000 G - \$5.60 (min.) per month  
 Next 3,000 G - 1.30 per 1000 G  
 Next 5,000 G - 1.00 per 1000 G  
 Next 4,000 G - .85 per 1000 G  
 Next 36,000 G - .70 per 1000 G  
 All Over 50,000 G - .55 per 1000 G  
 Billing Period - Monthly  
 Sewer Rental - Computed by a separate rate schedule which is approximately 85% of water bill for a typical residential user.

## COON RAPIDS (Pop. 1,381)

Inside Corporate Limits  
 First 4,000 G - \$5.25 (min.) per month  
 Next 12,000 G - .70 per 1000 G  
 Next 34,000 G - .60 per 1000 G  
 All Over 50,000 G - .55 per 1000 G  
 Outside Corporate Limits  
 First 5,000 G - \$5.25 (min.) per month  
 Next 10,000 G - .90 per 1000 G  
 Next 35,000 G - .75 per 1000 G  
 All Over 50,000 G - .65 per 1000 G  
 Billing Period - Monthly  
 Sewer Rental - Computed by a separate rate schedule which is approximately 156% of water bill for a typical residential user.

## CORNING (Pop. 2,028)

No water rate schedule available.

## COUNCIL BLUFFS (Pop. 60,348)

Minimum rates by meter size

| Size of Meter | CF/Month | Minimum per Month |              |
|---------------|----------|-------------------|--------------|
|               |          | In City           | Outside City |
| 5/8 inch      | 300      | \$ 3.66           | \$ 5.49      |
| 3/4           | 400      | 4.48              | 6.72         |
| 1             | 500      | 5.30              | 7.95         |
| 1-1/4         | 600      | 6.12              | 9.18         |
| 1-1/2         | 1,000    | 9.40              | 14.10        |
| 2             | 1,300    | 11.35             | 17.03        |
| 3             | 7,000    | 48.40             | 72.60        |
| 4             | 9,000    | 51.40             | 92.10        |
| 6             | 18,000   | 119.90            | 179.85       |

### In City Rates

First 300 CF - \$1.22 per 100 CF  
 Next 700 CF - .82 per 100 CF  
 Next 49,000 CF - .65 per 100 CF  
 Next 150,000 CF - .44 per 100 CF  
 All Over 200,000 CF - .225 per 100 CF

### Outside City Rates

First 300 CF - \$1.83 per 100 CF  
 Next 700 CF - 1.23 per 100 CF  
 Next 49,000 CF - .975 per 100 CF  
 Next 150,000 CF - .660 per 100 CF  
 All Over 200,000 CF - .335 per 100 CF

Billing Period - Bi-monthly  
 Sewer Rental - 56% of water bill (exception of 2 months in summer when it is only 40% of water bill.)

## CRESCO (Pop. 3,927)

First 5,000 G - \$7.00 (min.) per qtr.  
 Next 5,000 G - 1.30 per 1000 G  
 Next 50,000 G - 1.20 per 1000 G  
 Next 50,000 G - 1.00 per 1000 G  
 All Over 110,000 G - .80 per 1000 G  
 Billing Period - Quarterly  
 Sewer Rental -  
 Inside City Limits: 50% of water bill  
 Outside City Limits: 100% of water bill.

## CRESTON (Pop. 8,234)

Minimum charge of \$3.87 for 320 CF per month  
 First 2,000 CF - \$1.23 per 100 CF per mo.  
 Next 2,000 CF - 1.07 per 100 CF  
 Next 4,000 CF - .80 per 100 CF  
 Next 8,000 CF - .58 per 100 CF  
 Next 16,000 CF - .42 per 100 CF  
 Next 28,000 CF - .38 per 100 CF  
 All Over 60,000 CF - .32 per 100 CF  
 Billing Period - Monthly  
 Sewer Rental - 40% of water bill.

## DAKOTA CITY (Pop. 867)

First 3,000 G - \$12.50 (min.) per mo.  
 Next 2,000 G - 2.00 per 1000 G  
 Next 5,000 G - 1.50 per 1000 G  
 Next 90,000 G - 1.00 per 1000 G  
 All Over 100,000 G - .80 per 1000 G  
 Billing Period - Monthly  
 Sewer Rental - 25% of water bill.

## DALLAS CENTER (Pop. 1,128)

First 12,000 G - \$12.00 (min.) per qtr.  
 All Over 12,000 G - 1.00 per 1000 G  
 Billing Period - Quarterly  
 Sewer Rental - 30% of water bill.

## DANBURY (Pop. 527)

No water rate schedule available.

## DAVENPORT (Pop. 99,836)

Minimum rates based on meter size:  
 (this minimum shall entitle the customer to use water to the value of such charge as set forth below)

| Size of Meter | Minimum Charge |             |
|---------------|----------------|-------------|
|               | Per Month      | Per Quarter |
| 5/8 inch      | \$ 1.96        | \$ 5.88     |
| 3/4           | 5.62           | 16.86       |
| 1             | 10.13          | 30.39       |
| 1-1/2         | 22.81          | 68.43       |
| 2             | 40.56          | 121.66      |
| 3             | 91.22          | 273.66      |
| 4             | 162.14         | 486.42      |
| 6             | 364.82         | 1,094.46    |

First 3,000 CF per mo. - \$.845 per 100 CF  
 Next 130,000 CF - .338 per 100 CF  
 All Over 133,000 CF - .168 per 100 CF  
 Billing Period - Quarterly  
 Sewer Rental - Separate rate schedule which is approximately 60% of the water bill for a typical residential user.

## DAYTON (Pop. 928)

Water Availability Charge - \$4.50 per quarter  
 User Charge - 1.50 per 100 CF  
 Rural Service -  
 provided at a rate of 150% above specified rates.  
 Billing Period - Quarterly  
 Sewer Rental - 25% of water bill.

## DECORAH (Pop. 7,703)

First 500 CF - \$6.70 (min.) per qtr.  
 Next 1,500 CF - .65 per 100 CF  
 Next 2,000 CF - .56 per 100 CF  
 Next 2,000 CF - .44 per 100 CF  
 All Over 6,000 CF - .34 per 100 CF

### Industrial Rates

All Over 16,000 CF - \$.24 per 100 CF  
 Billing Period - Quarterly  
 Sewer Rental - 40% of water bill.

## DENISON (Pop. 6,218)

First 2,000 G - \$2.50 (min.) per mo.  
 Next 2,000 G - 2.00 per 1000 G  
 Next 6,000 G - 1.45 per 1000 G  
 Next 15,000 G - 1.05 per 1000 G  
 Next 275,000 G - .55 per 1000 G  
 Next 700,000 G - .44 per 1000 G  
 All Over 1,000,000 G - .26 per 1000 G  
 Billing Period - Monthly  
 Sewer Rental - Flat Rate of \$4.00 per month.

## DENVER (Pop. 1,358)

No minimum  
 \$1.00 per 1000 G.  
 Billing Period - Quarterly  
 Sewer Rental - Flat Rate of \$9.00 per qtr.

CF = Cubic Feet

G = Gallons

1 CF = 7.48 G

mo. = month

qtr. = quarter

min. = minimum

Note - Some cities incorporate the 3% Iowa State sales tax into their water rate schedules. In cases where it was obvious that sales tax was included in the rates the tax was subtracted from the scheduled rates. There may be water rate schedules, however, which still contain the 3% sales tax.



# Appendix A-4 WATER RATES IN IOWA CITIES

**DES MOINES** (Pop. 201,404)  
Rates effective March 1, 1975 through December 31, 1978.

Within Corporate Limits  
Minimum rate for water through a 5/8" meter is \$4.50 per quarter year.  
Where the average daily consumption for a period of one month or more amounts to 133-1/3 cubic feet or less per day, a rate of .47 per 100 cubic feet will be charged.  
Where the average daily consumption for a period of one month or more exceeds 133-1/3 cubic feet per day, the following rates will apply:

First 133-1/3 CF per day - \$.47 per 100 CF  
Next 533-1/3 CF per day - .35 per 100 CF  
All Over 666-2/3 CF per day - .22 per 100 CF

Outside Corporate Limits  
Minimum rate for water through a 5/8" meter is \$6.75 per quarter year.

Where the average daily consumption for a period of one month or more amounts to 133-1/3 cubic feet or less per day, a rate of \$.705 per 100 cubic feet will be charged.  
Where the average daily consumption for a period of one month or more exceeds 133-1/3 cubic feet per day, the following schedule of rates will apply:

First 133-1/3 CF per day - \$.705 per 100 CF  
Next 533-1/3 CF per day - .525 per 100 CF  
All Over 666-2/3 CF per day - .330 per 100 CF

Minimum Rates per Quarter as follows:

| Size of Meter | Inside City | Outside City |
|---------------|-------------|--------------|
| 5/8" Meter    | \$ 4.50     | \$ 6.75      |
| 3/4"          | 6.75        | 10.15        |
| 1"            | 11.25       | 16.90        |
| 1-1/2"        | 22.50       | 33.75        |
| 2"            | 41.25       | 61.95        |
| 3"            | 93.75       | 140.70       |
| 4"            | 165.00      | 247.50       |
| 6"            | 375.00      | 562.50       |
| 8"            | 667.00      | 1,001.25     |
| 10"           | 1,042.50    | 1,563.75     |
| 12"           | 1,500.00    | 2,250.00     |

**NEW RATES - EFFECTIVE JANUARY 1, 1979** as follows:

Within Corporate Limits - City of Des Moines

Minimum charge for water furnished through a 5/8" meter shall be \$6.00 per quarter year.  
Where the average daily consumption for a period of one month or more amounts to 666-2/3 cubic feet or less per day, a rate of \$.62 per 100 cubic feet will be charged.

Where the average daily consumption for a period of one month or more exceeds 666-2/3 cubic feet per day, the following schedule of rates will be charged:

First 666-2/3 CF per day - \$.93 per 100 CF  
Next 1,333-1/3 CF per day - .75 per 100 CF  
All Over 2,000 CF per day - .555 per 100 CF

Minimum rates per quarter by meter size as follows:

| Size of Meter | Inside City | Outside City |
|---------------|-------------|--------------|
| 5/8" Meter    | \$ 6.00     | \$ 9.00      |
| 3/4"          | 9.00        | 13.50        |
| 1"            | 15.00       | 22.50        |
| 1-1/2"        | 30.00       | 45.00        |
| 2"            | 55.00       | 82.50        |
| 3"            | 125.00      | 187.50       |
| 4"            | 220.00      | 330.00       |
| 6"            | 500.00      | 750.00       |
| 8"            | 890.00      | 1,335.00     |
| 10"           | 1,390.00    | 2,085.00     |
| 12"           | 2,000.00    | 3,500.00     |

Billing Period - Monthly and Quarterly  
Sewer Rental - computed by a separate rate schedule which is approximately 56% of the water bill for a typical residential user.

**DEWITT** (Pop. 3,647)  
First 5,000 G - \$7.65 (min.) per quarter  
Next 5,000 G - 1.30 per 1000 G  
Next 15,000 G - 1.05 per 1000 G  
All Over 25,000 G - .85 per 1000 G  
Billing Period - Quarterly  
Sewer Rental - 60% of water bill.

**DONNELLSON** (Pop. 798)  
No water rate schedule available.

**DOW CITY** (Pop. 600)  
First 4,000 G - \$6.00 (min.) per quarter  
Next 5,000 G - .40 per 1000 G  
Next 5,000 G - .30 per 1000 G  
Over 14,000 G - .20 per 1000 G  
Billing Period - Quarterly  
Sewer Rental - Flat Rate of \$7.00/qr.

**DOWS** (Pop. 777)  
First 7,500 G - \$8.63 (min.) per quarter  
Next 10,000 G - 1.15 per 1000 G  
Next 30,000 G - .7188 per 1000 G  
Over 47,500 G - .4313 per 1000 G  
Billing Period - Quarterly  
Sewer Rental - 50% of water bill.

**DUBUQUE** (Pop. 62,309)  
Minimum bi-monthly rates based on meter size

| Size of Meter | Bi-monthly Minimum |
|---------------|--------------------|
| 5/8" inch     | \$ 3.00 for 400 CF |
| 3/4"          | 12.00 for 1600 CF  |
| 1"            | 20.00 for 2600 CF  |
| 1-1/4"        | 32.00 for 4200 CF  |
| 1-1/2"        | 40.00 for 5300 CF  |
| 2"            | 64.00 for 9300 CF  |

First 400 CF - \$3.00 (min.)  
Next 5,600 CF - .75 per 100 CF  
Next 24,000 CF - .57 per 100 CF  
Next 70,000 CF - .50 per 100 CF  
Next 100,000 CF - .43 per 100 CF  
All Over 200,000 CF - .38 per 100 CF  
Billing Period - Bi-monthly  
Sewer Rental - Computed by a separate rate schedule which is approximately 60% of water bill for a typical residential user. For users outside the corporate limits, an additional charge equal to 50% of the water and sewer rental charge is made.

**DUMONT** (Pop. 724)  
First 3,000 G - \$2.45 (min.) per qtr.  
All Over 3,000 G - .75 per 1000 G  
Billing Period - Quarterly  
Sewer Rental - 1/4 total of winter and spring quarters, billed during the next 4 quarters, and readjusted annually on June 1, each year.

**DURANT** (Pop. 1,459)  
First 700 CF - \$5.00 (min.) per qtr.  
Next 300 CF - .50 per 100 CF  
Next 300 CF - .35 per 100 CF  
All Over 1,300 CF - .30 per 100 CF  
Billing Period - Quarterly  
Sewer Rental - 80% of water bill

**DYERSVILLE** (Pop. 3,714)  
Minimum rates by meter size

| Size of Meter | Minimum per Month |
|---------------|-------------------|
| 5/8" inch     | \$ 2.00           |
| 3/4"          | 3.35              |
| 1"            | 5.35              |
| 1-1/2"        | 10.00             |
| 2"            | 16.65             |
| 3"            | 33.35             |
| 4"            | 50.00             |
| 6"            | 100.00            |

First 4,000 G - Minimum per quarter  
Next 16,000 G - \$.60 per 1000 G  
Next 20,000 G - .50 per 1000 G  
Next 40,000 G - .46 per 1000 G  
Next 40,000 G - .40 per 1000 G  
Next 80,000 G - .33 per 1000 G  
All Over 200,000 G - .27 per 1000 G  
Billing Period - Quarterly  
Sewer Rental - 65% of water bill

**DYSART** (Pop. 1,251)  
Minimum charge - \$1.50 per building  
First 5,000 G - \$1.40 per 1000 G per mo.  
Next 5,000 G - 1.00 per 1000 G  
Next 5,000 G - .70 per 1000 G  
All Over 15,000 G - .45 per 1000 G  
Outside Corporate Limits:  
\$1.10 per 1000 G  
Billing Period - Monthly  
Sewer Rental - 50% of water bill.

**EARLHAM** (Pop. 1,069)  
First 1,500 G - \$3.60 (min.) per month  
Next 3,500 G - 1.50 per 1000 G  
Next 5,000 G - 1.30 per 1000 G  
All Over 10,000 G - 1.20 per 1000 G  
Billing Period - Monthly  
Sewer Rental - 40% of water bill.

**EARLING** (Pop. 573)  
First 2,000 G - \$4.25 (min.) per month  
Next 8,000 G - 1.50 per 1000 G  
Next 10,000 G - 1.35 per 1000 G  
Next 10,000 G - 1.20 per 1000 G  
Next 30,000 G - .70 per 1000 G  
All Over 60,000 G - .70 per 1000 G  
Billing Period - Monthly  
Sewer Rental - Computed by a separate rate schedule which is approximately 60% of the water bill for a typical residential user.

**EARLVILLE** (Pop. 751)  
First 2,000 G - \$3.00 (min.) per month  
Next 5,000 G - 1.00 per 1000 G  
Next 10,000 G - .90 per 1000 G  
All Over 17,000 G - .80 per 1000 G  
Billing Period - Monthly  
Sewer Rental - 50% of water bill.

**EDGEWOOD** (Pop. 786)  
First 6,000 G - \$6.00 (min.) per qtr.  
Next 4,000 G - .60 per 1000 G  
Next 15,000 G - .50 per 1000 G  
All Over 25,000 G - .40 per 1000 G  
Billing Period - Quarterly  
Sewer Rental

|            |                  |
|------------|------------------|
| Residences | \$2.50 per month |
| Commercial | \$3.00 per month |
| Churches   | \$3.00 per month |
| Apartments | \$2.50 per month |

**ELDON** (Pop. 1,319)  
First 4,000 G - \$9.00 (min.) per qtr.  
Next 6,000 G - 1.60 per 1000 G  
Next 10,000 G - 1.50 per 1000 G  
Next 10,000 G - 1.30 per 1000 G  
All Over 30,000 G - 1.10 per 1000 G  
Billing Period - Monthly  
Sewer Rental - 55% of water bill.

**ELDORA** (Pop. 3,223)  
First 2,000 G - \$3.60 (bi-monthly min.)  
Next 1,000 G - 1.80 per 1000 G  
Next 21,000 G - 1.00 per 1000 G  
Next 76,000 G - .90 per 1000 G  
All Over 100,000 G - .75 per 1000 G  
Billing Period - Bi-monthly  
Sewer Rental - 100% of water bill.

**ELDRIDGE** (Pop. 2,624)  
First 3,000 G - \$6.00 (min.) per qtr.  
All Over 3,000 G - 1.60 per 1000 G  
Billing Period - Quarterly  
Sewer Rental

|             |         |
|-------------|---------|
| Residential | \$ 7.50 |
| Commercial  | 10.00   |

**ELKADER** (Pop. 1,592)  
First 546 CF - \$5.40 (min.) per quarter  
Next 454 CF - .99 per 100 CF  
Next 1,000 CF - .72 per 100 CF  
Next 10,000 CF - .45 per 100 CF  
All Over 12,000 CF - .33 per 100 CF  
Billing Period - Quarterly  
Sewer Rental - 40% of water bill.

CF = Cubic Feet      G - Gallons      1 CF = 7.48 G      mo. - month      qtr. = quarter      min. = minimum

Note - Some cities incorporate the 3% Iowa State sales tax into their water rate schedules. In cases where it was obvious that sales tax was included in the rates the tax was subtracted from the scheduled rates. There may be water rate schedules, however, which still contain the 3% sales tax.

# Appendix A-5 WATER RATES IN IOWA CITIES

## ELKHART (Pop. 269)

First 12,000 G - \$10.35 (min.) per quarter  
 All Over 12,000 G - .69 per 1000 G  
 Billing Period - Quarterly  
 Sewer Rental - Computed by separate rate schedule which is approximately 40% of water bill for a typical residential user.

## EMMETSBURG (Pop. 4,150)

First 1,500 G - \$4.00 (min.) per month  
 All Over 1,500 G - .90 per 1000 G  
 Billing Period - Monthly  
 Sewer Rental - 100% of water bill (except May 15 to September 18 when sewer charge is equal to average sewer charge of previous 8 months).

## ESSEX (Pop. 770)

First 1,500 G - \$2.00 (min.) per month  
 Next 25,000 G - .60 per 1000 G  
 Next 25,000 G - .40 per 1000 G  
 All Over 51,500 G - .30 per 1000 G  
 Billing Period - Monthly

## FAIRBANK (Pop. 810)

First 7,000 G - \$5.00 (min.) per quarter  
 Next 48,000 G - .55 per 1000 G  
 Next 45,000 G - .45 per 1000 G  
 All Over 100,000 G - .15 per 1000 G  
 Billing Period - Quarterly  
 Sewer Rental - Flat rate of \$4.50 per residence

## FAIRFAX (Pop. 635)

First 5,000 G - \$4.00 (min.) per month  
 Next 2,000 G - .60 per 1000 G  
 Next 2,000 G - .75 per 1000 G  
 Next 2,000 G - .80 per 1000 G  
 All Over 11,000 G - additional 10¢ per each 1000 G increase  
 Billing Period - Bi-monthly  
 Sewer Rental - Computed by a separate rate schedule which is approximately 130% of water bill for a typical residential user.

## FARMINGTON (Pop. 800)

First 5,000 G - \$6.00 (min.) per quarter  
 Next 4,000 G - 1.00 per 1000 G  
 Next 15,000 G - .70 per 1000 G  
 Next 24,000 G - .50 per 1000 G  
 Next 72,000 G - .30 per 1000 G  
 All Over 120,000 G - .20 per 1000 G  
 Billing Period - Quarterly  
 Sewer Rental - Computed by a separate rate schedule which is approximately 300% of water bill for a typical residential user.

## FAYETTE (Pop. 1,947)

First 500 CF - \$6.00 (min.) per quarter  
 Next 1,000 CF - .80 per 100 CF  
 Next 1,000 CF - .40 per 100 CF  
 All Over 2,500 CF - .32 per 100 CF  
 Billing Period - Quarterly  
 Sewer Rental - 50% of water bill.

## FENTON (Pop. 403)

First 4,000 G - \$12.00 (min.) per quarter  
 Next 10,000 G - 2.00 per 1000 G  
 All Over 14,000 G - 1.50 per 1000 G  
 Billing Period - Quarterly  
 Sewer Rental - no system, individual septic tanks are used.

## FONTANELLE (Pop. 752)

First 700 G - \$4.55 (min.) per month  
 Next 1,000 G - 3.75 per 1000 G  
 Next 2,000 G - 3.00 per 1000 G  
 All Over 3,700 G - 2.25 per 1000 G  
 Billing Period - Monthly  
 Sewer Rental - Flat Rate of \$3.50 per month

## FOREST CITY (Pop. 4,506)

First 5,800 G - \$5.00 (min.) per quarter  
 Next 9,200 G - .70 per 1000 G  
 All Over 15,000 G - .50 per 1000 G  
 Billing Period - Quarterly  
 Sewer Rental - 60% of water bill.

## FORT DODGE (Pop. 30,173)

First 5,000 G - \$5.65 (min.) per qtr.  
 Next 10,000 G - .75 per 1000 G  
 Next 60,000 G - .70 per 1000 G  
 Next 125,000 G - .60 per 1000 G  
 Next 800,000 G - .45 per 1000 G  
 All Over 1,000,000 G - .22 per 1000 G  
 Billing Period - Quarterly  
 Sewer Rental - separate rate schedule

## FORT MADISON (Pop. 13,996)

### Minimum rates by meter size

| Meter Size | Minimum per Month |
|------------|-------------------|
| 5/8 inch   | \$ 3.00           |
| 3/4        | 4.50              |
| 1          | 7.50              |
| 1-1/2      | 13.50             |
| 2          | 22.50             |
| 3          | 45.00             |
| 4          | 75.00             |
| 6          | 150.00            |

### Plus water use charge as follows:

First 10,000 G - \$1.15 per 1000 G  
 Next 40,000 G - .90 per 1000 G  
 Next 200,000 G - .60 per 1000 G  
 All Over 250,000 G - .35 per 1000 G  
 Outside Corporate Limits water rate is 150% of city rates.  
 Billing Period - Monthly  
 Sewer Rental - Computed by separate rate schedule which is approximately 50% of water bill for a typical residential user.

## GARNER (Pop. 2,257)

First 4,000 G - \$6.40 (min.) per qtr.  
 Next 6,000 G - 1.25 per 1000 G  
 Next 20,000 G - 1.10 per 1000 G  
 Next 20,000 G - 1.00 per 1000 G  
 Next 200,000 G - .80 per 1000 G  
 Next 250,000 G - .70 per 1000 G  
 Next 250,000 G - .60 per 1000 G  
 Next 250,000 G - .50 per 1000 G  
 Over 1,000,000 G - .40 per 1000 G  
 Billing Period - Quarterly  
 Sewer Rental  
 Single Family - 30% of water bill  
 Multi Family - 40% of water bill

## GARWIN (Pop. 563)

First 3,000 G - \$4.25 (min.) per qtr.  
 Next 5,000 G - .85 per 1000 G  
 Next 10,000 G - .75 per 1000 G  
 Next 20,000 G - .65 per 1000 G  
 Next 30,000 G - .55 per 1000 G  
 All Over 68,000 G - .50 per 1000 G  
 Billing Period - Quarterly  
 Sewer Rental - 100% of water bill

## GEORGE (Pop. 1,192)

No water rate schedule available.

## GILBERT (Pop. 715)

First 3,000 G - \$8.80 (min.) per month  
 Next 2,000 G - 1.55 per 1000 G  
 Next 5,000 G - 1.10 per 1000 G  
 Next 9,000 G - .70 per 1000 G  
 All Over 19,000 G - .55 per 1000 G  
 Billing Period - Monthly  
 Sewer Rental - Computed by a separate rate schedule which is approximately 25% of water bill for a typical residential user.

## GILBERTVILLE (Pop. 715)

No water rate schedule available.

## GILMORE CITY (Pop. 766)

First 400 CF - \$5.00 (min.) per qtr.  
 Next 600 CF - 1.00 per 100 CF  
 Next 1,000 CF - .80 per 100 CF  
 All Over 2,000 CF - .60 per 100 CF  
 Billing Period - Quarterly  
 Sewer Rental - 50% of water bill

## GLADBROOK (Pop. 961)

First 5,000 G - \$10.00 (min.) per qtr.  
 Next 35,000 G - 1.00 per 1000 G  
 All Over 40,000 G - .50 per 1000 G  
 Billing Period - Quarterly  
 Sewer Rental - 40% of water bill

## GLENWOOD (Pop. 5,002)

First 2,000 G - \$5.00 (min.) per month  
 Next 3,000 G - 1.92 per 1000 G  
 Next 10,000 G - 1.55 per 1000 G  
 Next 10,000 G - 1.25 per 1000 G  
 Next 75,000 G - .81 per 1000 G  
 All Over 100,000 G - .74 per 1000 G  
 Billing Period - Monthly  
 Sewer Rental - 40% of water bill

## GLIDDEN (Pop. 964)

First 2,000 G - \$5.76 (min.) per month  
 All Over 2,000 G - 1.75 per 1000 G  
 Billing Period - Monthly  
 Sewer Rental - 25% of water bill.

## GOWRIE (Pop. 1,225)

First 3,000 G - \$6.00 (min.) per qtr.  
 Next 7,000 G - .70 per 1000 G  
 Next 40,000 G - .60 per 1000 G  
 Next 50,000 G - .50 per 1000 G  
 All Over 100,000 G - .35 per 1000 G  
 Unmetered Services - \$3.00 per month  
 Billing Period - Quarterly  
 Sewer Rental - Computed by separate rate schedule which is approximately 25% of water bill for a typical residential user.

## GRAETTINGER (Pop. 907)

First 2,000 G - \$2.00 (min.) per month  
 Next 3,000 G - .50 per 1000 G  
 Next 5,000 G - .40 per 1000 G  
 Next 10,000 G - .30 per 1000 G  
 All Over 20,000 G - .20 per 1000 G  
 Billing Period - Quarterly  
 Sewer Rental - separate rate schedule of \$1.00 per 1000 G.

## GRAND JUNCTION (Pop. 969)

First 500 CF - \$6.00 (min.) per qtr.  
 Next 500 CF - .75 per 100 CF  
 Next 1,000 CF - .50 per 100 CF  
 All Over 2,000 CF - .30 per 100 CF  
 Billing Period - Quarterly  
 Sewer Rental - 33-1/3% of water bill.

## GRANGER (Pop. 661)

First 6,000 G - \$9.60 (min.) per qtr.  
 Next 24,000 G - 1.50 per 1000 G  
 Next 70,000 G - 1.40 per 1000 G  
 All Over 100,000 G - 1.25 per 1000 G  
 Billing Period - Quarterly  
 Sewer Rental - 75% of water bill.

## GREENFIELD (Pop. 2,212)

First 1,500 G - \$3.60 (min.) per month  
 Next 500 G - 2.40 per 1000 G  
 Next 3,000 G - 2.20 per 1000 G  
 Next 5,000 G - 1.85 per 1000 G  
 Next 15,000 G - 1.25 per 1000 G  
 All Over 25,000 G - 1.00 per 1000 G  
 Billing Period - Monthly

## GRINNELL (Pop. 8,685)

First 500 CF - \$5.75 (min.) per qtr.  
 Next 2,000 CF - .92 per 100 CF  
 Next 7,500 CF - .81 per 100 CF  
 All Over 10,000 CF - .58 per 100 CF  
 Outside Corporate Limits - rates are 150% of in-city rates.  
 Billing Period - Quarterly  
 Sewer Rental - 40% of water bill.

CF = Cubic Feet

G = Gallons

1 CF = 7.48 G

mo. = month

qtr. = quarter

min. = minimum

Note - Some cities incorporate the 3% Iowa State sales tax into their water rate schedules. In cases where it was obvious that sales tax was included in the rates the tax was subtracted from the scheduled rates. There may be water rate schedules, however, which still contain the 3% sales tax.



# Appendix A-6 WATER RATES IN IOWA CITIES

## GRUNDY CENTER (Pop. 2,712)

First 500 CF - \$5.50 (min.) per qtr.  
Next 2,500 CF - .60 per 100 CF  
Next 4,000 CF - .50 per 100 CF  
All Over 7,000 CF - .40 per 100 CF  
Billing Period - Monthly  
Sewer Rental - 50% of water bill.

## HAMBURG (Pop. 1,649)

No water rate schedule available

## HAMPTON (Pop. 4,450)

First 4,000 G - \$6.72 (min.) per qtr.  
Next 7,000 G - 1.26 per 1000 G  
Next 5,000 G - .84 per 1000 G  
Next 84,000 G - .73 per 1000 G  
Next 100,000 G - .63 per 1000 G  
Next 800,000 G - .48 per 1000 G  
All Over 1,000,000 G - .36 per 1000 G  
Billing Period - Quarterly  
Sewer Rental - 45% of water bill

## HARLAN (Pop. 5,251)

First 1,000 G - \$2.25 (min.) per month  
Next 9,000 G - 1.90 per 1000 G  
Next 10,000 G - 1.70 per 1000 G  
Next 10,000 G - 1.48 per 1000 G  
Next 30,000 G - 1.05 per 1000 G  
All Over 60,000 G - .85 per 1000 G  
Billing Period - Monthly  
Sewer Rental - Separate rate schedule which is approximately 60% of the water bill for the first 3 months of the year

## HARTLEY (Pop. 1,694)

First 5,000 G - \$9.00 (min.) per quarter  
Next 5,000 G - .85 per 1000 G  
Next 90,000 G - .75 per 1000 G  
All Over 100,000 G - .60 per 1000 G  
Billing Period - Monthly; meters read quarterly  
Sewer Rental - Flat rate of \$2.00 per month

## HAWARDEN (Pop. 2,789)

Minimum charge of \$1.75 per month  
First 500 CF - \$5.50 per 100 CF per mo.  
Next 1,500 CF - .45 per 100 CF  
Next 2,000 CF - .40 per 100 CF  
All Over 4,000 CF - .35 per 100 CF  
Billing Period - Monthly  
Sewer Rental - Residential rate of \$4.00 per month

## HAWKEYE (Pop. 529)

First 6,000 G - \$9.00 (min.) for 6 mos.  
Next 6,000 G - .75 per 1000 G  
Next 8,000 G - .65 per 1000 G  
Next 20,000 G - .50 per 1000 G  
All Over 40,000 G - .35 per 1000 G  
Billing Period - Semi-annual  
Sewer Rental - 100% of water bill

## HEDRICK (Pop. 790)

First 3,000 G - \$9.50 (min.) per month  
Next 47,000 G - 2.00 per 1000 G  
All Over 50,000 G - 1.30 per 1000 G  
Billing Period - Monthly  
Sewer Rental - Computed by a separate rate schedule which is approximately 48% of water bill for a typical residential user.

## HIAWATHA (Pop. 3,734)

First 3,000 G - \$4.28 (bi-monthly min.)  
All Over 3,000 G - .75 per 1000 G  
Billing Period - Bi-monthly  
Sewer Rental - 50% of water bill

## HOLSTEIN (Pop. 1,445)

First 6,000 G - \$9.00 (min.) per qtr.  
Next 44,000 G - 1.50 per 1000 G  
Next 25,000 G - .85 per 1000 G  
Next 40,000 G - .70 per 1000 G  
All Over 115,000 G - .60 per 1000 G  
Billing Period - Quarterly  
Sewer Rental - Computed by a separate rate schedule which is approximately 50% of water bill for a typical residential user.

## HOPKINTON (Pop. 800)

First 5,000 G - \$5.25 (min.) per qtr.  
Next 10,000 G - .50 per 1000 G  
Next 10,000 G - .45 per 1000 G  
Next 10,000 G - .40 per 1000 G  
Next 10,000 G - .35 per 1000 G  
Next 10,000 G - .30 per 1000 G  
All Over 55,000 G - .20 per 1000 G  
Billing Period - Monthly

## HUDSON (Pop. 1,970)

First 500 CF - \$2.25 (min.) per qtr.  
Next 500 CF - .45 per 100 CF  
Next 500 CF - .40 per 100 CF  
All Over 1,500 CF - .35 per 100 CF  
Billing Period - Quarterly  
Sewer Rental - Computed by a separate rate schedule which is approximately 250% of water bill for a typical residential user.

## HULL (Pop. 1,523)

**Residential Rates**  
First 1,000 G - \$2.00 (min.) per month  
Next 9,000 G - 1.75 per 1000 G  
Next 10,000 G - 1.00 per 1000 G  
All Over 20,000 G - .75 per 1000 G

## **Commercial Rates**

First 1,000 G - \$2.50 (min.) per month  
Next 9,000 G - 1.50 per 1000 G  
Next 10,000 G - 1.00 per 1000 G  
All Over 20,000 G - .75 per 1000 G  
Outside Corporate Limits - \$3.00/mo. min.  
Billing Period - Monthly  
Sewer Rental - Residential - Flat Rate of 75¢/person  
Commercial - 50% of water bill.

## HUMBOLDT (Pop. 4,572)

Minimum charge of \$7.08 for 4000 G per qtr.  
First 3,000 G per mo. - \$1.77 per 1000 G  
Next 7,000 G - 1.39 per 1000 G  
Next 10,000 G - 1.21 per 1000 G  
Next 20,000 G - .95 per 1000 G  
All Over 40,000 G - .70 per 1000 G  
Billing Period - Quarterly  
Sewer Rental - 45% of water bill

## HUXLEY (Pop. 1,377)

First 1,500 G - \$4.50 (min.) per month  
All Over 1,500 G - 1.50 per 1000 G  
Billing Period - Monthly  
Sewer Rental - 25% of water bill

## IDA GROVE (Pop. 2,261)

First 4,000 G - \$4.00 (min.) per qtr.  
Next 1,000 G - .95 per 1000 G  
Next 1,000 G - .90 per 1000 G  
Next 1,000 G - .85 per 1000 G  
Next 1,000 G - .80 per 1000 G  
Next 2,000 G - .75 per 1000 G  
Next 5,000 G - .70 per 1000 G  
Next 20,000 G - .60 per 1000 G  
Next 65,000 G - .50 per 1000 G  
Next 100,000 G - .40 per 1000 G  
Next 200,000 G - .30 per 1000 G  
All Over 400,000 G - .25 per 1000 G  
Billing Period - Quarterly  
Sewer Rental - 100% of water bill.

## INDEPENDENCE (Pop. 5,910)

First 1,500 G - \$2.00 (min.) per month  
Next 3,500 G - .81 per 1000 G  
Next 10,000 G - .78 per 1000 G  
Next 15,000 G - .73 per 1000 G  
Next 40,000 G - .40 per 1000 G  
All Over 70,000 G - .24 per 1000 G  
Billing Period - Monthly  
Sewer Rental - 50% of water bill.

## INWOOD (Pop. 690)

First 1,000 G - \$3.00 (min.) per month  
Next 2,000 G - 2.50 per 1000 G  
Next 3,000 G - 1.50 per 1000 G  
Next 3,000 G - 1.00 per 1000 G  
Next 6,000 G - .90 per 1000 G  
All Over 15,000 G - .63 per 1000 G  
Billing Period - Monthly  
Sewer Rental - Computed by a separate rate schedule which is approximately 44% of water bill for a typical residential user.

## IOWA FALLS (Pop. 6,454)

First 4,000 G - \$3.80 (min.) per qtr.  
Next 16,000 G - .95 per 1000 G  
Next 30,000 G - .70 per 1000 G  
Next 50,000 G - .55 per 1000 G  
Next 400,000 G - .45 per 1000 G  
All Over 500,000 G - .33 per 1000 G  
Billing Period - Quarterly  
Sewer Rental - 60% of water bill.

## IRWIN (Pop. 439)

First 5,000 G - \$7.20 (min.) per qtr.  
All Over 5,000 G - .50 per 1000 G  
Billing Period - Quarterly  
Sewer Rental - 30% of water bill.

## JANESVILLE (Pop. 740)

First 4,000 G - \$3.00 (min.) per month  
Next 6,000 G - .75 per 1000 G  
All Over 10,000 G - .25 per 1000 G  
**Multi-Family and Commercial Rates:**  
All Over 10,000 G - .50 per 1000 G  
Billing Period - Monthly  
**Sewer Rental Rate**  
First 4,000 G - \$14.00 (min.) per month  
Next 2,000 G - 1.50 per 1000 G  
Next 4,000 G - 1.00 per 1000 G  
Next 90,000 G - .75 per 1000 G  
All Over 100,000 G - .50 per 1000 G

## JEFFERSON (Pop. 4,735)

Surcharge for oversized water meters as follows:  

| Size of Meter | Surcharge per Quarter |
|---------------|-----------------------|
| 1-1/4 inch    | \$ 6.00               |
| 1-1/2         | 8.00                  |
| 2             | 18.00                 |
| 3             | 40.00                 |

  
First 270 CF - \$4.35 (min.) per qtr.  
Next 530 CF - 1.60 per 100 CF  
Next 3,200 CF - 1.45 per 100 CF  
Next 2,000 CF - 1.10 per 100 CF  
Next 44,000 CF - 1.10 per 100 CF  
All Over 50,000 CF - .65 per 100 CF  
Billing Period - Quarterly  
Sewer Rental - 50% of water bill.

## JEWELL (Pop. 1,152)

First 2,000 G - \$3.41 (min.) per month  
Next 4,000 G - 1.38 per 1000 G  
Next 29,000 G - 1.05 per 1000 G  
All Over 35,000 G - .72 per 1000 G  
Billing Period - Monthly  
Sewer Rental - 55% of water bill.

## JOHNSTON (Pop. 2,333)

First 20,000 G - \$20.00 (min.) per qtr.  
Next 30,000 G - 1.00 per 1000 G  
Next 50,000 G - .95 per 1000 G  
All Over 100,000 G - .90 per 1000 G  
Billing Period - Quarterly

CF = Cubic Feet

G = Gallons

1 CF = 7.48 G

mo. = month

qtr. = quarter

min. = minimum

Note - Some cities incorporate the 3% Iowa State sales tax into their water rate schedules. In cases where it was obvious that sales tax was included in the rates the tax was subtracted from the scheduled rates. There may be water rate schedules, however, which still contain the 3% sales tax.

# Appendix A-7 WATER RATES IN IOWA CITIES

**KALONA** (Pop. 1,568)  
No water rate schedule available.

**KEOKUK** (Pop. 15,173)  
Minimum rates by meter size

| Size of Meter | Minimum per Month |
|---------------|-------------------|
| 5/8 inch      | \$2.30            |
| 3/4           | 4.60              |
| 1             | 9.20              |

First 7,500 G - \$1.17 per 1000 G per mo.  
Next 7,500 G - 1.11 per 1000 G  
Next 10,000 G - .93 per 1000 G  
Next 20,000 G - .73 per 1000 G  
Next 40,000 G - .61 per 1000 G  
Next 420,000 G - .54 per 1000 G  
All Over 505,000 G - .50 per 1000 G  
Billing Period - Monthly  
Sewer Rental - Computed by a separate rate schedule.

**KEOSAUQUA** (Pop. 1,018)  
In City Rates:

|          |                                  |
|----------|----------------------------------|
| First    | 5,000 G - \$6.60 (min.) per qtr. |
| Next     | 20,000 G - 1.05 per 1000 G       |
| Next     | 40,000 G - 1.00 per 1000 G       |
| Next     | 55,000 G - .60 per 1000 G        |
| All Over | 120,000 G - .50 per 1000 G       |

Out of City Rates:

|          |                                  |
|----------|----------------------------------|
| First    | 5,000 G - \$7.92 (min.) per qtr. |
| Next     | 20,000 G - 1.25 per 1000 G       |
| Next     | 40,000 G - 1.16 per 1000 G       |
| Next     | 55,000 G - .68 per 1000 G        |
| All Over | 120,000 G - .56 per 1000 G       |

Billing Period - Quarterly  
Sewer Rental - 80% of water bill minus one-third.

**KEOTA** (Pop. 1,112)  
No water rate schedule available.

**KINGSLEY** (Pop. 1,097)

|          |                                  |
|----------|----------------------------------|
| First    | 4,000 G - \$5.00 (min.) per qtr. |
| Next     | 6,000 G - .80 per 1000 G         |
| Next     | 10,000 G - .70 per 1000 G        |
| All Over | 20,000 G - .60 per 1000 G        |

Billing Period - Quarterly  
Sewer Rental - Residential - \$5.00/qtr.  
Commercial - 40% of water bill, \$5.00 min.

**KNOXVILLE** (Pop. 7,755)

|       |                                    |
|-------|------------------------------------|
| First | 5,000 G - \$6.00 (bi-monthly min.) |
| Next  | 5,000 G - 1.15 per 1000 G          |
| Next  | 10,000 G - 1.10 per 1000 G         |
| Next  | 30,000 G - 1.00 per 1000 G         |
| Next  | 150,000 G - .85 per 1000 G         |
| Next  | 800,000 G - .60 per 1000 G         |
| Over  | 1,000,000 G - .41 per 1000 G       |

Rural Rates: Additional 25% surcharge  
Billing Period - Bi-monthly  
Sewer Rental - 60% of water bill.

**LAKE CITY** (Pop. 1,910)

|          |                                    |
|----------|------------------------------------|
| First    | 2,000 G - \$8.00 (bi-monthly min.) |
| Next     | 48,000 G - 1.80 per 1000 G         |
| All Over | 50,000 G - 1.50 per 1000 G         |

Billing Period - Bi-monthly  
Sewer Rental - 90¢ per 1000 G

**LAKESIDE** (Pop. 550)

|          |                                   |
|----------|-----------------------------------|
| First    | 10,000 G - \$7.00 (min.) per qtr. |
| Next     | 40,000 G - .60 per 1000 G         |
| Next     | 100,000 G - .55 per 1000 G        |
| All Over | 150,000 G - .40 per 1000 G        |

Billing Period - Quarterly

**LAKE VIEW** (Pop. 1,249)

|          |                                   |
|----------|-----------------------------------|
| First    | 2,200 G - \$2.50 (min.) per month |
| Next     | 1,100 G - 1.10 per 1000 G         |
| Next     | 3,300 G - .66 per 1000 G          |
| Next     | 3,400 G - .55 per 1000 G          |
| Next     | 3,300 G - .50 per 1000 G          |
| Next     | 20,000 G - .33 per 1000 G         |
| All Over | 33,300 G - .25 per 1000 G         |

Billing Period - Monthly  
Sewer Rental - 65% of water bill.

**LA PORTE CITY** (Pop. 2,304)

|          |                                  |
|----------|----------------------------------|
| First    | 250 CF - \$3.50 (min.) per month |
| Next     | 500 CF - 1.025 per 100 CF        |
| Next     | 750 CF - .683 per 100 CF         |
| Next     | 1,500 CF - .341 per 100 CF       |
| All Over | 3,000 CF - .200 per 100 CF       |

Billing Period - Monthly  
Sewer Rental - \$3.50 minimum for 2,500 CF.  
All over 2,500 CF per month is billed as approximately 29% of water bill.

**LAWLER** (Pop. 513)

|          |                                  |
|----------|----------------------------------|
| First    | 4,000 G - \$4.00 (min.) per qtr. |
| Next     | 6,000 G - .40 per 1000 G         |
| Next     | 10,000 G - .35 per 1000 G        |
| Next     | 10,000 G - .30 per 1000 G        |
| All Over | 30,000 G - .20 per 1000 G        |

Billing Period - Quarterly  
Sewer Rental - Residential Flat Rate of \$8.00 per month.

**LE CLAIRE** (Pop. 2,619)  
No water rate schedule available.

**LE GRAND** (Pop. 805)

|          |                                   |
|----------|-----------------------------------|
| First    | 2,000 G - \$6.00 (min.) per month |
| All Over | 2,000 G - 2.00 per 1000 G         |

Billing Period - Monthly  
Sewer Rental - 30% of water bill.

**LE MARS** (Pop. 8,159)  
No water rate schedule available.

**LENOX** (Pop. 1,210)  
Minimum rates by meter size

| Size of Meter | Minimum per Month |
|---------------|-------------------|
| Up to 1 inch  | \$4.00            |
| 1 to 2 inches | 5.00              |
| Over 2        | 6.00              |

Outside Corporate Limits - add \$1.00

|          |                             |
|----------|-----------------------------|
| First    | 2,000 G - Minimum           |
| Next     | 8,000 G - \$1.10 per 1000 G |
| Next     | 30,000 G - 1.00 per 1000 G  |
| All Over | 40,000 G - .80 per 1000 G   |

Billing Period - Monthly

**LEON** (Pop. 2,142)

|          |                                   |
|----------|-----------------------------------|
| First    | 1,000 G - \$2.80 (min.) per month |
| Next     | 39,000 G - 1.60 per 1000 G        |
| All Over | 40,000 G - 1.10 per 1000 G        |

Billing Period - Monthly  
Sewer Rental - 40% of water bill.

**LINEVILLE** (Pop. 385)

|          |                                   |
|----------|-----------------------------------|
| First    | 2,000 G - \$6.50 (min.) per month |
| Next     | 3,000 G - 2.20 per 1000 G         |
| All Over | 5,000 G - 1.85 per 1000 G         |

Billing Period - Monthly

**LIVERMORE** (Pop. 510)

|          |                                   |
|----------|-----------------------------------|
| First    | 3,000 G - \$9.50 (min.) per month |
| Next     | 2,000 G - 1.50 per 1000 G         |
| Next     | 5,000 G - 1.25 per 1000 G         |
| Next     | 90,000 G - 1.00 per 1000 G        |
| All Over | 100,000 G - .90 per 1000 G        |

Billing Period - Monthly  
Sewer Rental - Computed by a separate rate schedule which is approximately 30% of water bill for a typical residential user.

**LOGAN** (Pop. 1,526)  
Rates Effective Jan. 1, 1974 - Sept. 30, 1978:

|          |                                  |
|----------|----------------------------------|
| First    | 6,000 G - \$3.00 (min.) per qtr. |
| Next     | 14,000 G - .50 per 1000 G        |
| Next     | 10,000 G - .45 per 1000 G        |
| All Over | 30,000 G - .35 per 1000 G        |

Rates Effective Oct. 1, 1978:  
\$1.50 per 1000 G regardless of quantity  
Billing Period - Quarterly  
Sewer Rental - 50% of water bill.

**LOHRVILLE** (Pop. 553)

|          |                                    |
|----------|------------------------------------|
| First    | 3,000 G - \$14.75 (min.) per month |
| Next     | 7,000 G - 1.50 per 1000 G          |
| All Over | 10,000 G - 1.25 per 1000 G         |

Billing Period - Monthly  
Sewer Rental - 10% of water bill.

**LONE TREE** (Pop. 936)

|          |                                  |
|----------|----------------------------------|
| First    | 5,000 G - \$9.00 (min.) per qtr. |
| Next     | 10,000 G - 1.50 per 1000 G       |
| Next     | 10,000 G - 1.20 per 1000 G       |
| Next     | 10,000 G - 1.10 per 1000 G       |
| All Over | 35,000 G - .90 per 1000 G        |

Billing Period - Quarterly  
Sewer Rental - Computed by a separate rate schedule.

**LOST NATION** (Pop. 547)  
No water rate schedule available

**LOVILIA** (Pop. 640)

|          |                                   |
|----------|-----------------------------------|
| First    | 2,000 G - \$5.00 (min.) per month |
| Next     | 8,000 G - 1.75 per 1000 G         |
| All Over | 10,000 G - 1.50 per 1000 G        |

Billing Period - Monthly  
Sewer Rental - Flat rate of \$5.00 per month

**MADRID** (Pop. 2,500)

|          |                                     |
|----------|-------------------------------------|
| First    | 4,000 G - \$6.60 (min.) per quarter |
| Next     | 15,000 G - 1.12 per 1000 G          |
| Next     | 15,000 G - .94 per 1000 G           |
| All Over | 34,000 G - .82 per 1000 G           |

Billing Period - Quarterly  
Sewer Rental - 35% of water bill

**MALVERN** (Pop. 1,158)

|          |                                     |
|----------|-------------------------------------|
| First    | 6,000 G - \$6.00 (min.) per quarter |
| Next     | 9,000 G - .80 per 1000 G            |
| Next     | 10,000 G - .75 per 1000 G           |
| Next     | 25,000 G - .60 per 1000 G           |
| All Over | 50,000 G - .50 per 1000 G           |

Billing Period - Quarterly  
Sewer Rental - Computed as a percentage of the water bill - percentage not available

**MANILLA** (Pop. 942)

|          |                                   |
|----------|-----------------------------------|
| First    | 2,000 G - \$4.38 (min.) per month |
| Next     | 8,000 G - 1.66 per 1000 G         |
| Next     | 50,000 G - 1.05 per 1000 G        |
| Next     | 50,000 G - .43 per 1000 G         |
| Next     | 50,000 G - .35 per 1000 G         |
| All Over | 160,000 G - .26 per 1000 G        |

Billing Period - Monthly  
Sewer Rental - Computed by separate rate schedule which is approximately 40% of the water bill for a typical residential user.

**MANNING** (Pop. 1,656)

|          |                                   |
|----------|-----------------------------------|
| First    | 4,000 G - \$11.00 (min.) per qtr. |
| Next     | 8,000 G - 1.80 per 1000 G         |
| Next     | 50,000 G - 1.55 per 1000 G        |
| All Over | 62,000 G - .95 per 1000 G         |

Billing Period - Monthly  
Sewer Rental - 50% of water bill

**MANSON** (Pop. 1,993)

|          |                                   |
|----------|-----------------------------------|
| First    | 1,000 G - \$5.00 (min.) per month |
| All Over | 1,000 G - 1.60 per 1000 G         |

Billing Period - Monthly  
Sewer Rental - Computed by a separate rate schedule which is approximately 15% of the water bill for a typical residential user.

**MAQUOKETA** (Pop. 6,000)

|          |                                   |
|----------|-----------------------------------|
| First    | 1,275 CF - \$7.00 (min.) per qtr. |
| Next     | 1,725 CF - .55 per 100 CF         |
| Next     | 3,000 CF - .45 per 100 CF         |
| Next     | 6,000 CF - .29 per 100 CF         |
| Next     | 38,000 CF - .26 per 100 CF        |
| Next     | 50,000 CF - .23 per 100 CF        |
| Next     | 400,000 CF - .20 per 100 CF       |
| All Over | 500,000 CF - .19 per 100 CF       |

Billing Period - Quarterly  
Sewer Rental - 75% of water bill

**MARCUS** (Pop. 1,272)

|          |                                 |
|----------|---------------------------------|
| First    | 600 CF - \$7.92 (min.) per qtr. |
| Next     | 1,500 CF - .66 per 100 CF       |
| Next     | 25,000 CF - .53 per 100 CF      |
| All Over | 27,100 CF - .47 per 100 CF      |

Billing Period - Quarterly  
Sewer Rental - 30% of water bill

CF = Cubic Feet      G = Gallons      1 CF = 7.48 G      mo. = month      qtr. = quarter      min. = minimum

Note - Some cities incorporate the 3% Iowa State sales tax into their water rate schedules. In cases where it was obvious that sales tax was included in the rates the tax was subtracted from the scheduled rates. There may be water rate schedules, however, which still contain the 3% sales tax.



# Appendix A-8

## WATER RATES IN IOWA CITIES

### MARION (Pop. 18,190)

Minimum monthly rates by meter size

| Size of Meter  | Min. per Month for 300 CF                            |
|----------------|--|
| 5/8 inch       | \$ 2.70  |
| 3/4            | 2.70   |
| 1              | 4.00   |
| 1-1/4          | 6.00   |
| 1-1/2          | 8.00   |
| 2              | 12.00  |
| 3              | 25.00  |
| 4              | 40.00  |
| 6              | 90.00  |
| 8              | 175.00   |
| 10             | 250.00   |
| Over 10 inches | No Minimum   |
| First          | 300 CF - Minimum                                     |
| Next           | 2,700 CF - \$.90 per 100 CF                          |
| Next           | 22,000 CF - .82 per 100 CF                           |
| Next           | 75,000 CF - .69 per 100 CF                           |
| All Over       | 100,000 CF - .50 per 100 CF                          |
| Billing Period | Bi-monthly   |
| Sewer Rental   | -\$1.40 per month plus 45¢ per 100 CF of water used. |

### MARSHALLTOWN (Pop. 26,506)

|                          |  |
|--------------------------|--|
| First                    | 500 CF - \$5.00 (min.) per qtr.  |
| Next                     | 100 CF - 1.00 per 100 CF   |
| Next                     | 2,400 CF - .94 per 100 CF  |
| Next                     | 6,000 CF - .71 per 100 CF  |
| Next                     | 21,000 CF - .47 per 100 CF   |
| Next                     | 70,000 CF - .36 per 100 CF   |
| Next                     | 300,000 CF - .31 per 100 CF  |
| All Over                 | 400,000 CF - .26 per 100 CF  |
| Outside Corporate Limits | - add 15%  |
| Billing Period           | Quarterly  |
| Sewer Rental             | - Computed by a separate rate schedule which is approximately 65% for the small users; large users pay a much higher percentage. |

### MASON CITY (Pop. 31,839)

Minimum monthly rates by meter size

| Size of Meter  | Minimum per Month   |
|----------------|---|
| 5/8 inch       | \$ 1.75   |
| 3/4            | 2.25  |
| 1              | 2.75  |
| 1-1/2          | 7.50  |
| 2              | 15.00   |
| 3              | 30.00   |
| 4              | 45.00   |
| 6              | 60.00   |
| 8              | 75.00   |
| First          | 3,000 CF - \$.729 per 100 CF  |
| Next           | 6,000 CF - .414 per 100 CF  |
| All Over       | 9,000 CF - .315 per 100 CF  |
| Billing Period | Monthly   |
| Sewer Rental   | - Computed by a separate rate schedule which is approximately 55% of water bill for a typical residential user. |

### MAXWELL (Pop. 758)

|                |                                   |
|----------------|-----------------------------------|
| First          | 2,000 G - \$10.00 (min.) per qtr. |
| All Over       | 2,000 G - 1.50 per 1000 G         |
| Billing Period | Quarterly                         |
| Sewer Rental   | - 20% of water bill.              |

### McGREGOR (Pop. 990)

|                |                                 |
|----------------|---------------------------------|
| First          | 350 CF - \$4.50 (min.) per qtr. |
| Next           | 1,500 CF - .75 per 100 CF       |
| Next           | 2,000 CF - .55 per 100 CF       |
| All Over       | 3,850 CF - .45 per 100 CF       |
| Billing Period | Quarterly                       |
| Sewer Rental   | - Flat rate of \$2.00 per month |

### MECHANICSVILLE (Pop. 989)

|                |                                  |
|----------------|----------------------------------|
| First          | 4,000 G - \$5.00 (min.) per qtr. |
| Next           | 16,000 G - .60 per 1000 G        |
| Next           | 80,000 G - .40 per 1000 G        |
| All Over       | 100,000 G - .35 per 1000 G       |
| Billing Period | Quarterly                        |
| Sewer Rental   | - 50% of water bill.             |

### MELBOURNE (Pop. 661)

|                |                                  |
|----------------|----------------------------------|
| First          | 3,000 G - \$6.00 (min.) per qtr. |
| Next           | 3,000 G - 1.25 per 1000 G        |
| Next           | 5,000 G - 1.00 per 1000 G        |
| All Over       | 11,000 G - .85 per 1000 G        |
| Trailer Courts | - \$3.40 per trailer per month   |
| Billing Period | Quarterly                        |
| Sewer Rental   | - 50% of water bill.             |

### MELCHER (Pop. 913)

|                |                                     |
|----------------|-------------------------------------|
| First          | 4,000 G - \$14.40 (bi-monthly min.) |
| Next           | 2,000 G - 2.70 per 1000 G           |
| All Over       | 6,000 G - 2.30 per 1000 G           |
| Billing Period | Bi-monthly                          |
| Sewer Rental   | - Residential \$5.25 per month      |

### MENLO (Pop. 391)

|                |                                    |
|----------------|------------------------------------|
| First          | 3,000 G - \$12.00 (min.) per month |
| Next           | 2,000 G - 1.50 per 1000 G          |
| Next           | 5,000 G - 1.25 per 1000 G          |
| Next           | 90,000 G - 1.10 per 1000 G         |
| All Over       | 100,000 G - 1.00 per 1000 G        |
| Billing Period | Monthly                            |
| Sewer Rental   | - No System.                       |

### MILO (Pop. 675)

|                |                                   |
|----------------|-----------------------------------|
| First          | 2,500 G - \$3.50 (min.) per month |
| All Over       | 2,500 G - 1.00 per 1000 G         |
| Billing Period | Monthly                           |
| Sewer Rental   | - Residential \$4.50 per month.   |

### MINGO (Pop. 260)

|                |   |
|----------------|---|
| First          | 6,000 G - \$15.00 (min.) per qtr.   |
| All Over       | 6,000 G - .50 per 1000 G  |
| Billing Period | Quarterly   |
| Sewer Rental   | - Computed by a separate rate schedule which is approximately 100% of water bill. Billed Monthly. |

### MITCHELLVILLE (Pop. 1,430)

|                          |                             |
|--------------------------|-----------------------------|
| Minimum quarterly rates: |                             |
| In City                  | \$12.00                     |
| Out of City              | \$14.10                     |
| First                    | 6,000 G - Minimum           |
| Next                     | 4,000 G - \$1.40 per 1000 G |
| Next                     | 10,000 G - 1.30 per 1000 G  |
| Next                     | 30,000 G - 1.20 per 1000 G  |
| All Over                 | 50,000 G - 1.10 per 1000 G  |
| Billing Period           | Quarterly                   |
| Sewer Rental             | - 50% of water bill.        |

### MONONA (Pop. 1,395)

No water rate schedule available.

### MONTEZUMA (Pop. 1,500)

|                |                                   |
|----------------|-----------------------------------|
| First          | 1,000 G - \$3.00 (min.) per month |
| Next           | 19,000 G - 1.80 per 1000 G        |
| All Over       | 20,000 G - 1.50 per 1000 G        |
| Billing Period | Monthly                           |
| Sewer Rental   | - 30% of water bill.              |

### MONTICELLO (Pop. 3,669)

|                          |  |
|--------------------------|--|
| First                    | 3,000 G - \$4.62 (min.) per qtr.               |
| Next                     | 15,000 G - .71 per 1000 G                      |
| Next                     | 15,000 G - .57 per 1000 G                      |
| Next                     | 30,000 G - .50 per 1000 G                      |
| Next                     | 50,000 G - .43 per 1000 G                      |
| All Over                 | 113,000 G - .35 per 1000 G                     |
| Outside Corporate Limits | - Additional 50% is charged for water service. |
| Billing Period           | Quarterly                                      |
| Sewer Rental             | - 50% of water bill.                           |

### MORAVIA (Pop. 699)

|                |   |
|----------------|---|
| First          | 4,000 G - \$8.00 (min.) per month   |
| Next           | 6,000 G - 1.80 per 1000 G   |
| Next           | 6,000 G - 1.60 per 1000 G   |
| All Over       | 16,000 G - 1.50 per 1000 G  |
| Billing Period | Monthly   |
| Sewer Rental   | - Computed by a separate rate schedule which is approximately 70% of water bill for a typical residential user. |

### MOULTON (Pop. 763)

|                |                                   |
|----------------|-----------------------------------|
| First          | 2,000 G - \$6.50 (min.) per month |
| Next           | 8,000 G - 1.50 per 1000 G         |
| Next           | 10,000 G - 1.00 per 1000 G        |
| All Over       | 20,000 G - .50 per 1000 G         |
| Billing Period | Monthly                           |
| Sewer Rental   | - \$1.50 per 1000 G               |

### MOUNT AYR (Pop. 1,782)

No water rate schedule available.

### MT. PLEASANT (Pop. 7,007)

| Size of Meter            | Service Charge per Month   |
|--------------------------|--|
| 5/8 inch                 | \$ .40   |
| 3/4                      | .80  |
| 1                        | 1.60   |
| 1-1/2                    | 4.00   |
| 2                        | 10.00  |
| 3                        | 18.00  |
| 4                        | 36.00  |
| 6                        | 68.00  |
| 8                        | 120.00   |
| First                    | 10,000 G - \$1.11 per 1000 G   |
| Next                     | 10,000 G - .81 per 1000 G  |
| Next                     | 5,000 G - .66 per 1000 G   |
| Next                     | 10,000 G - .59 per 1000 G  |
| Next                     | 15,000 G - .55 per 1000 G  |
| Next                     | 50,000 G - .48 per 1000 G  |
| Next                     | 400,000 G - .40 per 1000 G   |
| All Over                 | 500,000 G - .35 per 1000 G   |
| Minimum monthly charge   | - \$1.62   |
| Outside Corporate Limits | - Charge for water service is two times the city rate in addition to the basic service charge. |
| Billing Period           | Monthly  |
| Sewer Rental             | - 50% of water bill  |

### MOUNT VERNON (Pop. 3,268)

|                |                                   |
|----------------|-----------------------------------|
| First          | 1,000 CF - \$6.05 (min.) per qtr. |
| Next           | 7,000 CF - .495 per 100 CF        |
| All Over       | 8,000 CF - .385 per 100 CF        |
| Billing Period | Quarterly                         |
| Sewer Rental   | - 50% of water bill               |

### MURRAY (Pop. 620)

|                |                                    |
|----------------|------------------------------------|
| First          | 15,000 G - \$18.00 (min.) per qtr. |
| Next           | 9,000 G - 1.00 per 1000 G          |
| All Over       | 24,000 G - .90 per 1000 G          |
| Billing Period | Quarterly                          |

### MUSCATINE (Pop. 23,758)

Minimum monthly rates by meter size

| Size of Meter  | Minimum per Month  |
|----------------|--|
| 5/8 inch       | \$ 2.40  |
| 3/4            | 2.40   |
| 1              | 3.06   |
| 1-1/2          | 3.81   |
| 2              | 5.98   |
| 3              | 8.23   |
| 4              | 11.38  |
| 6              | 17.93  |
| 8              | 29.39  |
| 10             | 36.11  |
| First          | 300 CF - \$.80 per 100 CF  |
| Next           | 4,700 CF - .25 per 100 CF  |
| Next           | 45,000 CF - .20 per 100 CF   |
| Next           | 150,000 CF - .17 per 100 CF  |
| All Over       | 200,000 CF - .11 per 100 CF  |
| Billing Period | Monthly  |
| Sewer Rental   | - Computed by a separate rate schedule which is approximately 100% plus, of the water bill for a typical residential user. In addition, minimum rates are charged and contract rates are available for industrial users. |

### NASHUA (Pop. 1,712)

|                |                                 |
|----------------|---------------------------------|
| First          | 700 CF - \$3.44 (min.) per qtr. |
| Next           | 100 CF - 1.530 per 100 CF       |
| Next           | 1,400 CF - .440 per 100 CF      |
| Next           | 900 CF - .360 per 100 CF        |
| Next           | 1,200 CF - .275 per 100 CF      |
| Next           | 700 CF - .192 per 100 CF        |
| All Over       | 5,000 CF - .200 per 100 CF      |
| Billing Period | Quarterly                       |
| Sewer Rental   | - 50% of water bill.            |

CF = Cubic Feet

G = Gallons

1 CF = 7.48 G

mo. = month

qtr. = quarter

min. = minimum

Note - Some cities incorporate the 3% Iowa State sales tax into their water rate schedules. In cases where it was obvious that sales tax was included in the rates the tax was subtracted from the scheduled rates. There may be water rate schedules, however, which still contain the 3% sales tax.

# Appendix A-9 WATER RATES IN IOWA CITIES

## NEOLA (Pop. 968)

First 2,000 G - \$3.00 (min.) per month  
 All Over 2,000 G - .70 per 1000 G  
 Billing Period - Monthly  
 Sewer Rental - Flat Rate.

## NEW ALBIN (Pop. 644)

First 4,000 G - \$4.50 (min.) per qtr.  
 Next 8,000 G - .80 per 1000 G  
 Next 13,000 G - .30 per 1000 G  
 Next 25,000 G - .25 per 1000 G  
 All Over 50,000 G - .20 per 1000 G  
 Billing Period - Quarterly  
 Sewer Rental Rates:  
 First 4,000 G - \$5.00 (min.) per month  
 Next 4,000 G - 1.00 per 1000 G  
 Next 9,000 G - .60 per 1000 G  
 Next 33,000 G - .55 per 1000 G  
 All Over 50,000 G - .50 per 1000 G

## NEWHALL (Pop. 875)

No water rate schedule available.

## NEW HARTFORD (Pop. 690)

Water Service - Flat Rate of \$3.50 per month for residential service  
 Billing Period - Monthly  
 Sewer Rental - \$6.00 per month.

## NEW LONDON (Pop. 1,900)

Minimum monthly bill - \$1.60  
 First 10,000 G - \$1.10 per 1000 G  
 Next 10,000 G - .84 per 1000 G  
 Next 10,000 G - .70 per 1000 G  
 Next 20,000 G - .55 per 1000 G  
 Next 250,000 G - .50 per 1000 G  
 All Over 300,000 G - .48 per 1000 G  
 Billing Period - Monthly  
 Sewer Rental - 50% of water bill; \$1.00 minimum.

## NEW MARKET (Pop. 501)

First 2,000 G - \$4.00 (min.) per month  
 Next 8,000 G - 1.00 per 1000 G  
 All Over 10,000 G - .50 per 1000 G  
 Billing Period - Monthly  
 Sewer Rental - Computed by a separate rate schedule which is approximately 130% of water bill for a typical residential user.

## NEW SHARON (Pop. 944)

First 250 CF - \$3.20 (min.)  
 Next 1,750 CF - 1.28 per 100 CF  
 Next 1,000 CF - 1.25 per 100 CF  
 Next 1,000 CF - 1.20 per 100 CF  
 Next 1,000 CF - 1.10 per 100 CF  
 All Over 5,000 CF - 1.00 per 100 CF  
 Billing Period - Quarterly  
 Sewer Rental - 30% of water bill.

## NEWTON (Pop. 15,619)

First 200 CF - \$3.50 (min.) per month  
 Next 800 CF - .84 per 100 CF  
 Next 1,000 CF - .70 per 100 CF  
 Next 23,000 CF - .56 per 100 CF  
 All Over 25,000 CF - .28 per 100 CF  
 Outside Corporate Limits - additional 25% is charged.  
 Billing Period - Monthly and Quarterly  
 Sewer Rental - 40% of water bill.

## NORA SPRINGS (Pop. 1,337)

First 3,000 G - \$6.75 (min.) per qtr.  
 Next 7,000 G - .90 per 1000 G  
 All Over 10,000 G - .80 per 1000 G  
 Billing Period - Quarterly  
 Sewer Rental - 35% of water bill.

## NORTH ENGLISH (Pop. 965)

No water rate schedule available.

## NORTH LIBERTY (Pop. 1,408)

First 3,000 G - \$11.00 (min.) per month  
 Next 2,000 G - 2.00 per 1000 G  
 Next 5,000 G - 1.50 per 1000 G  
 Next 90,000 G - 1.25 per 1000 G  
 All Over 100,000 G - 1.00 per 1000 G  
 Billing Period - Monthly  
 Sewer Rental - Residential Flat Rate of \$4.50 per month.

## NORWALK (Pop. 2,313)

First 3,000 G - \$3.00 (min.) per month  
 All Over 3,000 G - 1.00 per 1000 G  
 Billing Period - Monthly  
 Sewer Rental - 50% of water bill.

## OAKLAND (Pop. 1,603)

First 1,000 G - \$3.00 (min.) per month  
 Next 1,000 G - 3.00 per 1000 G  
 Next 8,000 G - 2.25 per 1000 G  
 Next 10,000 G - 2.00 per 1000 G  
 Next 20,000 G - 1.70 per 1000 G  
 All Over 40,000 G - 1.10 per 1000 G  
 Billing Period - Monthly

## OCHEYEDAN (Pop. 545)

No water rate schedule available.

## OELWEIN (Pop. 7,735)

First 250 CF - \$1.80 (min.) per month  
 Next 1,000 CF - .80 per 100 CF  
 Next 5,000 CF - .60 per 100 CF  
 Next 10,000 CF - .55 per 100 CF  
 All Over 16,250 CF - .50 per 100 CF  
 Billing Period - Monthly (but indicated that the city will soon bill bi-monthly).  
 Sewer Rental - Computed by a separate rate schedule which is approximately 90% of water bill for a typical residential user.

## OLIN (Pop. 710)

No water rate schedule available.

## OSAGE (Pop. 3,815)

Minimum quarterly charge of \$3.56 per building  
 First 500 CF - \$.89 per 100 CF per qtr.  
 Next 1,000 CF - .67 per 100 CF  
 Next 2,500 CF - .56 per 100 CF  
 All Over 4,000 CF - .30 per 100 CF  
 Billing Period - Quarterly  
 Sewer Rental - 90% of water bill.

## OSCEOLA (Pop. 3,375)

Residential Rates:  
 First 4,000 G - \$6.00 (bi-monthly min.)  
 Next 26,000 G - 1.50 per 1000 G  
 All Over 30,000 G - 1.23 per 1000 G  
 Commercial and Industrial Rates:  
 First 4,000 G - \$6.00 (bi-monthly min.)  
 Next 26,000 G - 1.50 per 1000 G  
 Next 700,000 G - .97 per 1000 G  
 Over 1,000,000 G - .87 per 1000 G  
 Billing Period - Bi-monthly  
 Sewer Rental - 20% of water bill; \$5.00 minimum.

## OSKALOOSA (Pop. 11,224)

Minimum quarterly bill - \$6.92  
 Monthly Rates:  
 First 2,000 CF - \$1.08 per 100 CF  
 All Over 2,000 CF - .88 per 100 CF  
 Quarterly Rates:  
 First 6,000 CF - \$1.08 per 100 CF  
 All Over 6,000 CF - .84 per 100 CF  
 Billing Period - Monthly and Quarterly

## OTTUMMA (Pop. 30,213)

Residential Rates - Quarterly Billing  

|                | City           | Suburban    |
|----------------|----------------|-------------|
| First 900 CF   | \$12.20 (min.) | \$18.30     |
| Next 8,100 CF  | .86/100 CF     | 1.29/100 CF |
| Next 21,000 CF | .70/100 CF     | 1.05/100 CF |

 Commercial Rates - Monthly billing by meter size  

| Size of Meter | City Rates | Suburb Rates |
|---------------|------------|--------------|
| 5/8 inch      | \$ 5.60    | \$ 8.40      |
| 3/4           | 6.70       | 10.05        |
| 1             | 7.80       | 11.70        |
| 1-1/2         | 9.60       | 14.40        |
| 2             | 11.30      | 16.95        |
| 3             | 15.60      | 23.40        |
| 4             | 20.80      | 31.20        |
| 6             | 34.60      | 51.90        |

First 300 CF - Min. Min.  
 Next 2,700 CF - .86/100 CF 1.29/100 CF  
 Next 7,000 CF - .70 1.05  
 Next 40,000 CF - .46 .69  
 All Over 50,000 CF - .41 .62  
 Billing Period - Monthly and Quarterly  
 Sewer Rental - Computed by a separate rate schedule which approximately 30% of the water bill for a typical residential user.

## OXFORD (Pop. 713)

No water rate schedule available.

## PACIFIC JUNCTION (Pop. 505)

First 3,000 G - \$6.83 (min.) per month  
 Next 2,000 G - 1.05 per 1000 G  
 Next 5,000 G - .79 per 1000 G  
 All Over 10,000 G - .63 per 1000 G  
 Billing Period - Monthly

## PARKERSBURG (Pop. 1,631)

First 1,500 G - \$4.00 (min.) per quarter  
 Next 1,500 G - 2.00 per 1000 G  
 Next 2,000 G - 1.90 per 1000 G  
 Next 5,000 G - 1.80 per 1000 G  
 Next 10,000 G - 1.70 per 1000 G  
 Next 20,000 G - 1.60 per 1000 G  
 Next 10,000 G - 1.50 per 1000 G  
 Next 10,000 G - 1.40 per 1000 G  
 Next 10,000 G - 1.30 per 1000 G  
 Next 10,000 G - 1.20 per 1000 G  
 Next 10,000 G - 1.10 per 1000 G  
 Next 10,000 G - 1.00 per 1000 G  
 All Over 100,000 G - 1.00 per 1000 G  
 Billing Period - Quarterly  
 Sewer Rental - 30% of water bill

## PAULLINA (Pop. 1,257)

Residential and Commercial Rates  

|                    |                           |
|--------------------|---------------------------|
| First 1,000 G      | - \$3.50 (min.) per month |
| Next 1,000 G       | - .94 per 1000 G          |
| Next 2,000 G       | - .89 per 1000 G          |
| Next 15,000 G      | - .77 per 1000 G          |
| Next 50,000 G      | - .71 per 1000 G          |
| Next 100,000 G     | - .59 per 1000 G          |
| All Over 169,000 G | - .53 per 1000 G          |

 Rural Rates  

|                    |                           |
|--------------------|---------------------------|
| First 1,000 G      | - \$4.20 (min.) per month |
| Next 2,000 G       | - 1.36 per 1000 G         |
| Next 15,000 G      | - 1.06 per 1000 G         |
| Next 50,000 G      | - .77 per 1000 G          |
| Next 100,000 G     | - .65 per 1000 G          |
| All Over 168,000 G | - .58 per 1000 G          |

 Billing Period - Monthly  
 Sewer Rental - 25% of water bill

## PERRY (Pop. 6,906)

First 3,000 G - \$10.00 (min.) per qtr.  
 Next 10,000 G - 1.75 per 1000 G  
 Next 150,000 G - 1.39 per 1000 G  
 Next 475,000 G - .82 per 1000 G  
 All Over 638,000 G - .59 per 1000 G  
 Billing Period - Quarterly  
 Sewer Rental - 25% of water bill

CF = Cubic Feet

G = Gallons

1 CF = 7.48 G

mo. = month

qtr. = quarter

min. = minimum

Note - Some cities incorporate the 3% Iowa State sales tax into their water rate schedules. In cases where it was obvious that sales tax was included in the rates the tax was subtracted from the scheduled rates. There may be water rate schedules, however, which still contain the 3% sales tax.



# Appendix A-10

## WATER RATES IN IOWA CITIES

### PLEASANT HILL (Pop. 2,538)

First 5,000 G - \$4.70 (min.) per quarter  
 Next 85,000 G - .94 per 1000 G  
 All Over 90,000 G - .69 per 1000 G  
 Billing Period - Quarterly  
 Sewer Rental - \$3.00 per quarter plus 22¢ per 1000 G used.

### POSTVILLE (Pop. 1,546)

First 3,000 G - \$15.45 (min.) per qtr.  
 Next 6,000 G - 2.00 per 1000 G  
 Next 191,000 G - 1.00 per 1000 G  
 All Over 200,000 G - .50 per 1000 G  
 Billing Period - Quarterly  
 Sewer Rental - 25% of water bill

### PRESTON (Pop. 950)

No water rate schedule available.

### PRIMGHAR (Pop. 1,016)

First 5,000 G - \$1.50 per 1000 G  
 Next 5,000 G - .70 per 1000 G  
 Next 90,000 G - .60 per 1000 G  
 All Over 100,000 G - .50 per 1000 G  
 Billing Period - Not Available  
 Sewer Rental:  
 Residential - \$1.00/month  
 Outside Corporate Limits - \$1.00/quarter

### READLYN (Pop. 616)

First 3,000 G - \$4.50 (min.) per qtr.  
 Next 7,000 G - .60 per 1000 G  
 All Over 10,000 G - .50 per 1000 G  
 Billing Period - Quarterly

### REINBECK (Pop. 1,711)

No water rate schedule available.

### REMSON (Pop. 1,440)

**Residential Rates:**  
 First 3,000 G - \$6.00 (min.) per qtr.  
 Next 3,000 G - .75 per 1000 G  
 Next 5,000 G - .57 per 1000 G  
 Next 4,000 G - .50 per 1000 G  
 All Over 15,000 G - .40 per 1000 G  
**Commercial Rates:**  
 First 1,000 G - \$2.00 (min.) per month  
 Next 2,500 G - .75 per 1000 G  
 Next 2,500 G - .50 per 1000 G  
 All Over 6,000 G - .40 per 1000 G  
 Billing Period - Monthly and Quarterly  
 Sewer Rental - Residential: \$1.00/resident  
 Commercial: 50% of water bill

### RICEVILLE (Pop. 877)

First 3,000 G - \$4.50 (min.) per qtr.  
 Next 15,000 G - .90 per 1000 G  
 Next 82,000 G - .60 per 1000 G  
 Next 100,000 G - .35 per 1000 G  
 All Over 200,000 G - .20 per 1000 G  
 Billing Period - Quarterly  
 Sewer Rental - 100% of water bill

### RICHLAND (Pop. 595)

First 9,000 G - \$8.70 (min.) per qtr.  
 Next 30,000 G - .50 per 1000 G  
 Next 60,000 G - .40 per 1000 G  
 Next 120,000 G - .30 per 1000 G  
 All Over 219,000 G - .20 per 1000 G  
 Billing Period - Quarterly  
 Sewer Rental - System not yet in operation

### RIVERSIDE (Pop. 794)

First 3,000 G - \$4.00 (min.) per qtr.  
 Next 3,000 G - .90 per 1000 G  
 Next 4,000 G - .80 per 1000 G  
 Next 40,000 G - .70 per 1000 G  
 All Over 50,000 G - .60 per 1000 G  
 Billing Period - Quarterly  
 Sewer Rental - Computed by a separate rate schedule which is approximately 100% of water bill for a typical residential user.

### ROCKFORD (Pop. 902)

First 4,000 G - \$10.00 (min.) per qtr.  
 Next 96,000 G - .60 per 1000 G  
 Next 150,000 G - .50 per 1000 G  
 All Over 250,000 G - .40 per 1000 G  
 Billing Period - Monthly  
 Sewer Rental - Computed by a separate rate schedule which is approximately 200% of water bill for a typical residential user

### ROCK RAPIDS (Pop. 2,732)

First 2,000 G - \$3.00 (min.) per month  
 Next 1,000 G - 1.50 per 1000 G  
 Next 12,000 G - .60 per 1000 G  
 Next 30,000 G - .50 per 1000 G  
 All Over 45,000 G - .45 per 1000 G  
 Billing Period - Monthly  
 Sewer Rental - \$3.50 per month plus 13¢ per 1000 G.

### ROCK VALLEY (Pop. 2,445)

First 3,000 G - \$7.50 (min.) per qtr.  
 All Over 3,000 G - .45 per 1000 G  
 Billing Period - Quarterly  
 Sewer Rental:  
 Residential - \$30/year, billed quarterly  
 Commercial - \$30/year plus 17½¢ per 1000 G over 12,000 G/year, billed quarterly.

### ROCKWELL CITY (Pop. 2,400)

First 1,500 G - \$4.00 (min.) per month  
 All Over 1,500 G - 1.25 per 1000 G  
 Billing Period - Monthly  
 Sewer Rental - Computed by a separate rate schedule which is approximately 23% of water bill for a typical residential user.

### ROLAND (Pop. 803)

First 300 CF - \$2.70 (min.) per month  
 Next 300 CF - .60 per 100 CF  
 Next 400 CF - .50 per 100 CF  
 All Over 1,000 CF - .40 per 100 CF  
 Billing Period - Monthly  
 Sewer Rental - 20% of water bill.

### ROLFE (Pop. 838)

First 3,000 G - \$6.50 (min.) per qtr.  
 Next 9,000 G - 1.11 per 1000 G  
 Next 13,000 G - .91 per 1000 G  
 All Over 25,000 G - .65 per 1000 G  
 Billing Period - Quarterly  
 Sewer Rental - \$3.25 plus 25% of water bill.

### RUSSELL (Pop. 591)

First 2,000 G - \$3.00 (min.) per month  
 Next 3,000 G - 1.25 per 1000 G  
 Next 5,000 G - 1.00 per 1000 G  
 All Over 10,000 G - .75 per 1000 G  
 Billing Period - Monthly  
 Sewer Rental - \$4.75 per month for 5000 G; additional charge for use over 5000 G.

### SABULA (Pop. 845)

Residential Flat Rate - \$2.00 per month  
 Commercial Flat Rate - \$3.00 per month  
 Billing Period - Monthly  
 Sewer Rental - Residential flat rate of \$4.50 per month.

### ST. ANSGAR (Pop. 994)

First 3,000 G - \$4.50 (min.) per qtr.  
 Next 11,000 G - .75 per 1000 G  
 Next 86,000 G - .60 per 1000 G  
 All Over 100,000 G - .40 per 1000 G  
 Billing Period - Quarterly  
 Sewer Rental - 50% of water bill.

### SALIX (Pop. 393)

Charge for Water Service as follows:  
 Residential - \$ 4.34  
 Schools - 23.34  
 Cafes and Bars - 13.34  
 Commercial - 10.00  
 Rural - 5.41  
 Billing Period - Monthly  
 Sewer Rental:  
 Residential - \$ 9.75 per month  
 Commercial - Information Unavailable

### SANBORN (Pop. 1,465)

First 1,000 G - \$1.00 (min.) per month  
 Next 9,000 G - 1.00 per 1000 G  
 Next 10,000 G - .90 per 1000 G  
 Next 10,000 G - .70 per 1000 G  
 Next 10,000 G - .60 per 1000 G  
 All Over 40,000 G - .50 per 1000 G  
 Billing Period - Quarterly  
 Sewer Rental - 50% of water bill.

### SCHLESWIG (Pop. 875)

Minimum charge per quarter - \$7.50; plus 50¢ per 1000 G used per quarter.  
 Sewer Rental - 50% of water bill.

### SEYMOUR (Pop. 931)

Minimum monthly charge by meter size

| Size of Meter  | Minimum per Month |
|----------------|-------------------|
| 5/8 - 3/4 inch | \$ 5.00           |
| 1              | 7.50              |
| 1-1/2          | 15.00             |
| 2              | 30.00             |
| 3              | 50.00             |
| 4              | 75.00             |

First 1,000 G - Minimum  
 Next 3,000 G - \$3.00 per 1000 G  
 Next 4,000 G - 1.50 per 1000 G  
 Next 2,000 G - 1.20 per 1000 G  
 Next 5,000 G - 1.00 per 1000 G  
 All Over 15,000 G - .75 per 1000 G  
 Billing Period - Monthly  
 Sewer Rental - Computed by a separate rate schedule which is approximately 5% of water bill for a typical residential user.

### SHELBY (Pop. 523)

First 1,000 G - \$6.00 (min.) per month  
 All Over 1,000 G - 1.50 per 1000 G  
 Billing Period - Monthly  
 Sewer Rental - Computed by a separate rate schedule which is approximately 68% of water bill for a typical residential user.

### SHELDON (Pop. 4,535)

First 4,000 G - \$6.00 (min.) per qtr.  
 Next 1,000 G - 1.50 per 1000 G  
 Next 5,000 G - 1.25 per 1000 G  
 Next 10,000 G - 1.10 per 1000 G  
 Next 30,000 G - .90 per 1000 G  
 Next 50,000 G - .80 per 1000 G  
 Next 100,000 G - .75 per 1000 G  
 Next 100,000 G - .60 per 1000 G  
 All Over 300,000 G - .45 per 1000 G  
 Billing Period - Quarterly  
 Sewer Rental:  
 Residential - \$5.00 per quarter  
 Commercial - 40% of water bill  
 Industrial - 55% of water bill

### SHENANDOAH (Pop. 6,242)

First 200 CF - \$3.20 (min.) per month  
 Next 4,800 CF - 1.60 per 100 CF  
 Next 5,000 CF - 1.25 per 100 CF  
 Next 10,000 CF - 1.15 per 100 CF  
 Next 20,000 CF - .95 per 100 CF  
 Billing Period - Monthly  
 Sewer Rental - 30% of water bill; \$1.00 min.

CF = Cubic Feet

G = Gallons

1 CF = 7.48 G

mo. = month

qtr. = quarter

min. - minimum

Note - Some cities incorporate the 3% Iowa State sales tax into their water rate schedules. In cases where it was obvious that sales tax was included in the rates the tax was subtracted from the scheduled rates. There may be water rate schedules, however, which still contain the 3% sales tax.

# Appendix A-11

## WATER RATES IN IOWA CITIES

### SIBLEY (Pop. 2,955)

First 5,000 G - \$6.00 (min.) per qtr.  
 Next 10,000 G - 1.13 per 1000 G  
 Next 15,000 G - 1.05 per 1000 G  
 Next 20,000 G - .90 per 1000 G  
 Next 30,000 G - .75 per 1000 G  
 All Over 80,000 G - .60 per 1000 G

Billing Period - Quarterly

Sewer Rental - Computed by a separate rate schedule which is approximately 27% of water bill for a typical residential user.

### SIDNEY (Pop. 1,161)

First 7,000 G - \$7.00 (min.) per qtr.  
 All Over 7,000 G - 1.00 per 1000 G

Billing Period - Quarterly

Sewer Rental - 35% of water bill.

### SIOUX CENTER (Pop. 3,996)

Residential and Commercial Rates:

First 1,000 G - \$3.40 (min.) per month  
 Next 3,000 G - 1.07 per 1000 G  
 Next 15,000 G - .93 per 1000 G  
 Next 50,000 G - .87 per 1000 G  
 Next 100,000 G - .75 per 1000 G  
 All Over 169,000 G - .69 per 1000 G

Rural Rates: Untreated Treated

|                                |        |
|--------------------------------|--------|
| First 1,000 G - \$4.75 (min.)  | \$5.70 |
| Next 3,000 G - 1.48 per 1000 G | 1.78   |
| Next 15,000 G - 1.26           | 1.51   |
| Next 50,000 G - .97            | 1.16   |
| Next 100,000 G - .83           | 1.00   |
| All Over 169,000 G - .76       | .91    |

Billing Period - Monthly

Sewer Rental - Computed by a separate rate schedule which is approximately 65% of water bill for a typical residential user.

### SIOUX CITY (Pop. 86,000)

Quarterly Rates: for consumers using less than 4010 CF

First 600 CF - \$6.00 (min.)  
 Next 7,500 CF - .31 per 100 CF  
 Next 12,000 CF - .25 per 100 CF  
 All Over 20,100 CF - .18 per 100 CF

Monthly Rates: for consumers using more than 4010 CF

First 200 CF - \$3.40 (min.)  
 Next 2,500 CF - .31 per 100 CF  
 Next 4,000 CF - .25 per 100 CF  
 All Over 6,700 CF - .18 per 100 CF

Rates outside corporate limits - 100% increase over corporate rates.

Minimum monthly rates for meters greater than 1 inch are as follows:

| Size of Meter | Minimum per Month for 200 CF |
|---------------|------------------------------|
| 1-1/2 inch    | \$ 4.40                      |
| 2             | 7.50                         |
| 3             | 11.75                        |
| 4             | 21.00                        |
| 6             | 37.50                        |
| 8             | 65.00                        |

Billing Period - Monthly and Quarterly

Sewer Rental - Residential: 60¢ per 100 CF in excess of minimum.

### SIOUX RAPIDS (Pop. 813)

In City Rates:

First 4,000 G - \$5.40 (min.) per qtr.  
 All Over 4,000 G - 1.35 per 1000 G

Rural Rates:

First 4,000 G - \$6.40 (min.) per qtr.  
 All Over 4,000 G - 1.60 per 1000 G

Billing Period - Quarterly

Sewer Rental - 33 1/3% of water bill.

### SLOAN (Pop. 799)

75¢ per 1000 G - No Minimum

Billing Period - Quarterly

Sewer Rental - 50% of water bill.

### SOLOM (Pop. 960)

First 3,000 G - \$3.75 (min.) per qtr.  
 Next 9,000 G - .90 per 1000 G  
 Next 12,000 G - .70 per 1000 G  
 Next 24,000 G - .50 per 1000 G  
 All Over 48,000 G - .40 per 1000 G

Billing Period - Quarterly

Sewer Rental - \$3.75 per quarter plus 75% of water bill.

### SPENCER (Pop. 10,374)

First 3,000 G - \$3.75 (min.) per month  
 Next 7,000 G - 1.25 per 1000 G  
 Next 20,000 G - 1.00 per 1000 G  
 Next 70,000 G - .75 per 1000 G  
 Next 400,000 G - .60 per 1000 G  
 All Over 500,000 G - .50 per 1000 G

Billing Period - Monthly

Sewer Rental - 80¢ per 1000 G

### STANWOOD (Pop. 642)

First 2,000 G - \$3.60 (min.) per qtr.  
 Next 2,000 G - 1.08 per 1000 G  
 Next 6,000 G - .62 per 1000 G  
 All Over 10,000 G - .48 per 1000 G

Mobile Homes (unmetered) - \$7.20 per qtr.

Billing Period - Quarterly

Sewer Rental - 50% of water bill.

### STORM LAKE (Pop. 8,591)

Minimum charge of \$2.80 per month  
 First 10,000 G - \$1.30 per 1000 G  
 Next 40,000 G - 1.04 per 1000 G  
 Next 100,000 G - .83 per 1000 G  
 Next 350,000 G - .72 per 1000 G  
 Next 1,000,000 G - .62 per 1000 G  
 All Over 1,500,000 G - .55 per 1000 G

Billing Period - Monthly

Sewer Rental - Computed by a separate rate schedule which is approximately 25% of water bill for a typical residential user.

### STORY CITY (Pop. 2,611)

Minimum bill based on meter size

| Size of Meter | Minimum per Month |
|---------------|-------------------|
| 5/8 inch      | \$ 3.00           |
| 3/4           | 3.00              |
| 1             | 5.00              |
| 1-1/2         | 7.00              |
| 2             | 10.00             |
| 3             | 15.00             |
| 4             | 20.00             |

First 200 CF - Minimum

Next 1,800 CF - \$.85 per 100 CF  
 All Over 2,000 CF - \$.65 per 100 CF

Billing Period - Monthly

Sewer Rental - \$3.50 per month minimum; 10% of water bill.

### STRATFORD (Pop. 710)

First 1,000 G - \$7.50 (min.) per qtr.  
 Next 4,000 G - 1.20 per 1000 G  
 Next 5,000 G - 1.00 per 1000 G  
 Next 20,000 G - .80 per 1000 G  
 Next 20,000 G - .70 per 1000 G  
 All Over 50,000 G - .45 per 1000 G

Billing Period - Quarterly

Sewer Rental - 40% of water bill.

### STUART (Pop. 1,354)

First 1,500 G - \$4.50 (min.) per month  
 Next 3,500 G - 2.20 per 1000 G  
 Next 10,000 G - 1.75 per 1000 G  
 All Over 15,000 G - 1.50 per 1000 G

Billing Period - Monthly

Sewer Rental:

Residential - Flat Rate of \$2.00 per month  
 Commercial - Flat Rate of \$3.00 per month

### SULLY (Pop. 685)

First 3,400 G - \$6.80 (min.) per qtr.  
 Next 1,600 G - 2.00 per 1000 G  
 Next 5,000 G - 1.70 per 1000 G  
 Next 5,000 G - 1.10 per 1000 G  
 All Over 15,000 G - .70 per 1000 G

Billing Period - Quarterly

Sewer Rental - Residential flat rate of \$5.40 per month.

### SUMNER (Pop. 2,174)

First 3,000 G - \$5.00 (min.) per quarter  
 Next 22,000 G - 1.50 per 1000 G  
 Next 75,000 G - 1.00 per 1000 G  
 All Over 100,000 G - .70 per 1000 G

Billing Period - Quarterly

Sewer Rental - 40% of water bill

### SUTHERLAND (Pop. 875)

First 3,500 G - \$8.00 (min.) per quarter  
 All Over 3,500 G - .50 per 1000 G

Billing Period - Quarterly

Sewer Rental - 20% of water bill

### SWISHER (Pop. 607)

No water system

### TABOR (Pop. 950)

First 3,000 G - \$5.00 (min.) per month  
 All Over 3,000 G - 1.50 per 1000 G  
 Billing Period - Monthly  
 Sewer Rental - Residential flat rate of \$2.00 per month.

### TAMA (Pop. 3,000)

First 3,000 G - \$3.60 (min.) per qtr.  
 Next 5,000 G - .85 per 1000 G  
 Next 10,000 G - .75 per 1000 G  
 Next 20,000 G - .65 per 1000 G  
 Next 30,000 G - .55 per 1000 G  
 All Over 68,000 G - .50 per 1000 G

Billing Period - Quarterly

Sewer Rental - 100% of water bill.

### THOMPSON (Pop. 600)

First 6,000 G - \$8.29 (min.) per qtr.  
 Next 4,000 G - .88 per 1000 G  
 Next 10,000 G - .82 per 1000 G  
 Next 10,000 G - .78 per 1000 G  
 Next 10,000 G - .67 per 1000 G  
 Next 10,000 G - .62 per 1000 G  
 All Over 50,000 G - .55 per 1000 G

Billing Period - Quarterly

Sewer Rental - No system.

### TIPTON (Pop. 2,877)

Minimum bill - \$1.10 per month  
 First 2,000 CF - \$.76 per 100 CF  
 Next 3,333 CF - .61 per 100 CF  
 Next 3,333 CF - .49 per 100 CF  
 Next 10,000 CF - .40 per 100 CF  
 All Over 18,666 CF - .34 per 100 CF

Billing Period - Monthly

Sewer Rental - 80% of water bill; minimum 80¢ per month.

### TOLEDO (Pop. 2,356)

No water rate schedule available.

### TRAEER (Pop. 1,685)

First 1,900 G - \$3.14 (min.) per month  
 Next 1,100 G - 1.65 per 1000 G  
 Next 7,000 G - 1.10 per 1000 G  
 All Over 10,000 G - .825 per 1000 G

Billing Period - Monthly

Sewer Rental - 80% of water bill; flat rate of \$4.50 per month is charged if consumer does not have water service.

CF = Cubic Feet

G = Gallons

1 CF = 7.48 G

mo. = month

qtr. = quarter

min. = minimum

Note - Some cities incorporate the 3% Iowa State sales tax into their water rate schedules. In cases where it was obvious that sales tax was included in the rates the tax was subtracted from the scheduled rates. There may be water rate schedules, however, which still contain the 3% sales tax.



# Appendix A-12

## WATER RATES IN IOWA CITIES

### TREYNOR (Pop. 727)

First 2,000 G - \$4.00 (min.) per month  
 Next 2,000 G - 1.25 per 1000 G  
 Next 2,000 G - 1.00 per 1000 G  
 All Over 6,000 G - .75 per 1000 G  
 Billing Period - Monthly  
 Sewer Rental:  
 Residential - \$4.50 min. per month;  
 25¢ for each additional 1000 G.  
 Commercial - \$6.50 for 10,000 G.

### UNIVERSITY HEIGHTS (Pop. 1,181)

Water purchased, by contract, from City of Iowa City; no other information available.

### UTE (Pop. 512)

First 4,000 G - \$6.00 (min.) per month  
 Next 5,000 G - .90 per 1000 G  
 Next 10,000 G - .75 per 1000 G  
 All Over 19,000 G - .50 per 1000 G  
 Billing Period - Monthly  
 Sewer Rental - Residential flat rate of \$3.00 per month.

### VAIL (Pop. 486)

First 3,000 G - \$6.00 (min.) per month  
 Next 2,000 G - 1.50 per 1000 G  
 Next 5,000 G - 1.25 per 1000 G  
 Next 90,000 G - 1.00 per 1000 G  
 All Over 100,000 G - .75 per 1000 G  
 Billing Period - Monthly  
 Sewer Rental - Residential flat rate of \$4.00 per month

### VAN HORNE (Pop. 613)

First 5,000 G - \$6.25 (min.) per quarter  
 All Over 5,000 G - 1.25 per 1000 G  
 Billing Period - Quarterly  
 Sewer Rental - 100% of water bill

### VENTURA (Pop. 543)

First 10,000 G - \$7.50 (min.) per quarter  
 Next 5,000 G - .60 per 1000 G  
 Next 5,000 G - .50 per 1000 G  
 Next 5,000 G - .45 per 1000 G  
 All Over 25,000 G - .25 per 1000 G  
 Rural Rates - add 100% to above rates  
 Billing Period - Quarterly  
 Sewer Rental - Residential flat rate of \$15.00 per year.

### VICTOR (Pop. 949)

No water rate schedule available

### VINTON (Pop. 4,962)

Minimum charge of \$2.40 per month  
 First 1,000 CF - \$.84 per 100 CF  
 Next 4,000 CF - .56 per 100 CF  
 Next 5,000 CF - .37 per 100 CF  
 All Over 10,000 CF - .30 per 100 CF  
 Billing Period - Monthly  
 Sewer Rental - 50% of water bill

### WALL LAKE (Pop. 936)

Minimum charge of \$6.00 per quarter  
 First 20,000 G = \$.75 per 1000 G  
 Next 80,000 G = .65 per 1000 G  
 All Over 100,000 G = .60 per 1000 G  
 Billing Period - Quarterly

### WALNUT (Pop. 870)

First 1,000 G - \$3.50 (min.) per month  
 Next 1,000 G - 2.50 per 1000 G  
 Next 1,000 G - 2.00 per 1000 G  
 Next 7,000 G - 1.30 per 1000 G  
 All Over 10,000 G - .90 per 1000 G  
 Billing Period - Monthly  
 Sewer Rental - Flat rate of \$3.00 per month

### WATERLOO (Pop. 73,533)

Minimum bill by meter size  

| Size of Meter | Monthly Min. | Quarterly Min. |
|---------------|--------------|----------------|
| 5/8 inch      | \$ 3.60      | \$ 4.80        |
| 3/4           | 3.75         | 5.40           |
| 1             | 4.20         | 6.60           |
| 1-1/2         | 5.30         | 9.60           |
| 2             | 4.20         | 5.40           |
| 3             | 6.00         | 6.60           |
| 4             | 12.00        | 12.00          |
| 6             | 20.40        | 20.40          |
| 8             | 28.50        | 28.50          |
| 10            | 42.00        | 42.00          |

#### Monthly Rates:

First 300 CF - Minimum  
 Next 2,700 CF - \$.34 per 100 CF  
 Next 17,000 CF - .29 per 100 CF  
 Next 180,000 CF - .23 per 100 CF  
 All Over 200,000 CF - .17 per 100 CF

#### Quarterly Rates:

First 900 CF - Minimum  
 Next 8,100 CF - \$.34 per 100 CF  
 Next 51,000 CF - .29 per 100 CF  
 Next 540,000 CF - .23 per 100 CF  
 All Over 600,000 CF - .17 per 100 CF

Billing Period - Quarterly  
 Sewer Rental - Computed by a separate rate schedule which is 100% of water bill for a typical residential user.

### WAUKON (Pop. 3,883)

No water rate schedule available.

### WAVERLY (Pop. 7,351)

Minimum bill \$2.60 per month  
 First 1,000 CF - \$1.05 per 100 CF  
 Next 4,000 CF - .78 per 100 CF  
 Next 5,000 CF - .55 per 100 CF  
 All Over 10,000 CF - .35 per 100 CF  
 Billing Period - Monthly  
 Sewer Rental - Minimum of \$2.00 per month; computed by a separate rate schedule which is approximately 65% of water bill for a typical residential user.

### WESLEY (Pop. 584)

No water rate schedule available.

### WEST BRANCH (Pop. 1,612)

Service charge of \$2.00 per month per dwelling unit  
 First 5,000 G - \$1.20 per 1000 G  
 Next 25,000 G - .90 per 1000 G  
 Next 20,000 G - .60 per 1000 G  
 All Over 50,000 G - .42 per 1000 G  
 Billing Period - Quarterly  
 Sewer Rental - 90% of water bill

### WEST BURLINGTON (Pop. 3,139)

First 1,500 G - \$2.17 (min.) per month  
 Next 2,500 G - 1.26 per 1000 G  
 Next 1,000 G - 1.10 per 1000 G  
 Next 4,000 G - 1.08 per 1000 G  
 Next 1,000 G - .92 per 1000 G  
 Next 10,000 G - .90 per 1000 G  
 Next 80,000 G - .81 per 1000 G  
 All Over 100,000 G - .72 per 1000 G  
 Billing Period - Monthly  
 Sewer Rental - 80% of water bill

### WEST DES MOINES (Pop. 20,712)

First 4,000 G - \$5.00 (min.) per quarter  
 Next 21,000 G - 1.25 per 1000 G  
 Next 25,000 G - 1.10 per 1000 G  
 Next 50,000 G - 1.05 per 1000 G  
 Next 100,000 G - 1.00 per 1000 G  
 All Over 200,000 G - .95 per 1000 G  
 Billing Period - 5/8" meters billed quarterly; 1" and larger meters billed monthly  
 Sewer Rental -  
 First 90,000 G - \$.525 per 1000 G  
 Next 360,000 G - .325 per 1000 G  
 All Over 450,000 G - .308 per 1000 G  
 Minimum of \$5.25 for 10,000 G

### WEST POINT (Pop. 1,100)

First 2,000 G - \$5.25 (min.) per month  
 All Over 2,000 G - .56 per 1000 G  
 Billing Period - Monthly  
 Sewer Rental - 65% of water bill

### WHAT CHEER (Pop. 868)

First 1,800 G - \$5.40 (min.) per month  
 Next 1,200 G - 1.20 per 1000 G  
 All Over 3,000 G - .80 per 1000 G  
 Billing Period - Monthly  
 Sewer Rental - 50% of water bill

### WHEATLAND (Pop. 832)

No water rate schedule available

### WHITTEMORE (Pop. 658)

First 1,000 G - \$3.05 (min) per month  
 Next 5,000 G - 1.14 per 1000 G  
 Next 7,000 G - .96 per 1000 G  
 Next 12,000 G - .79 per 1000 G  
 Next 20,000 G - .70 per 1000 G  
 All Over 45,000 G - .61 per 1000 G  
 Billing Period - Monthly  
 Sewer Rental - 75% of water bill

### WILLIAMSBURG (Pop. 1,950)

No water rate schedule available

### WILTON (Pop. 2,049)

First 2,000 G - \$4.50 (min.) per month  
 Next 2,000 G - 1.10 per 1000 G  
 Next 5,000 G - .90 per 1000 G  
 All Over 9,000 G - .70 per 1000 G  
 Billing Period - Monthly  
 Sewer Rental - 40% of water bill.

### WINDSOR HEIGHTS (Pop. 6,303)

Minimum charge per quarter by meter size  

| Size of Meter | Minimum per Quarter |
|---------------|---------------------|
| 5/8 inch      | \$ 7.85             |
| 3/4           | 11.80               |
| 1             | 19.65               |
| 1-1/2         | 39.25               |
| 2             | 72.00               |
| 3             | 163.65              |
| 4             | 287.85              |
| 6             | 654.20              |
| 8             | 1,164.45            |
| 10            | 1,818.65            |
| 12            | 2,616.75            |

First 25,000 G - \$1.05 per 1000 G  
 Next 25,000 G - .90 per 1000 G  
 All Over 50,000 G - .70 per 1000 G  
 Billing Period - Quarterly  
 Sewer Rental - 55¢ per 1000 G.

### WINTHROP (Pop. 750)

First 4,000 G - \$6.00 (min.) per qtr.  
 Next 16,000 G - .80 per 1000 G  
 Next 15,000 G - .75 per 1000 G  
 Next 15,000 G - .70 per 1000 G  
 Next 25,000 G - .60 per 1000 G  
 Next 125,000 G - .40 per 1000 G  
 All Over 200,000 G - .25 per 1000 G  
 Billing Period - Quarterly  
 Sewer Rental - 30% of water bill.

### WODEN (Pop. 265)

First 4,000 G - \$6.00 (min.) per qtr.  
 Next 6,000 G - .75 per 1000 G  
 Next 10,000 G - .60 per 1000 G  
 Next 20,000 G - .50 per 1000 G  
 All Over 40,000 G - .40 per 1000 G  
 Billing Period - Quarterly  
 Sewer Rental - Flat Rate.

### WOODBINE (Pop. 1,349)

First 3,000 G - \$1.80 (min.) per qtr.  
 Next 15,000 G - .33 per 1000 G  
 Next 72,000 G - .28 per 1000 G  
 Next 90,000 G - .23 per 1000 G  
 Next 180,000 G - .18 per 1000 G  
 All Over 360,000 G - .13 per 1000 G  
 Billing Period - Quarterly  
 Sewer Rental - 90% of water bill.

CF = Cubic Feet

G = Gallons

1 CF = 7.48 G

mo. = month

qtr. = quarter

min. = minimum

Note - Some cities incorporate the 3% Iowa State sales tax into their water rate schedules. In cases where it was obvious that sales tax was included in the rates the tax was subtracted from the scheduled rates. There may be water rate schedules, however, which still contain the 3%

# Appendix A-13

## WATER RATES IN IOWA CITIES

### WYOMING (Pop. 746)

First 4,000 G - \$5.00 (min.) per qtr.  
Next 10,000 G - 1.00 per 1000 G  
Next 15,000 G - .75 per 1000 G  
Next 25,000 G - .60 per 1000 G  
All Over 54,000 G - .40 per 1000 G  
Billing Period - Quarterly  
Sewer Rental - 30% of water bill.

### ZEARING (Pop. 535)

First 1,000 G - \$1.50 (min.) per month  
Next 2,000 G - 1.40 per 1000 G  
Next 2,000 G - 1.30 per 1000 G  
Next 2,000 G - 1.20 per 1000 G  
Next 3,000 G - 1.10 per 1000 G  
Next 5,000 G - .90 per 1000 G  
Next 85,000 G - .50 per 1000 G  
All Over 100,000 G - .40 per 1000 G  
Billing Period - Monthly  
Sewer Rental - Computed by a separate rate schedule which is approximately 120% of the water bill for a typical residential user

CF = Cubic Feet

G = Gallons

1 CF = 7.48 G


mo. = month

qtr. = quarter

min. = minimum

Note - Some cities incorporate the 3% Iowa State sales tax into their water rate schedules. In cases where it was obvious that sales tax was included in the rates the tax was subtracted from the scheduled rates. There may be water rate schedules, however, which still contain the 3% sales tax.





WATER AND SEWER RATE SURVEY - Page 2

17. Does the city have a policy or ordinance on the extension of water service lines?  
Yes \_\_\_ No \_\_\_. On sewer lines? Yes \_\_\_ No \_\_\_.  
If so, who sets the policy(s)? \_\_\_\_\_.
18. Who pays for new water main extensions inside the city limits? \_\_\_\_\_  
\_\_\_\_\_.
19. Is water service provided outside the city limits? Yes \_\_\_ No \_\_\_  
Is so, who pays for these extensions? \_\_\_\_\_.
20. Are there special conditions that must be met before extensions are made outside  
the city limits? \_\_\_\_\_.
21. Does your water utility charge tapping or connection fees? Yes \_\_\_ No \_\_\_  
If so, on what basis is this charge made? (i.e., dollars/frontage foot, by  
size of tap, etc.) \_\_\_\_\_.
22. Who owns the water service lines from the street water main to the property line?  
Customer \_\_\_ City \_\_\_ Private Concern \_\_\_  
Who owns the service lines from the property line to the building?  
Customer \_\_\_ City \_\_\_ Private Concern \_\_\_
23. Who owns the water meters? Customer \_\_\_ City \_\_\_ Private Concern \_\_\_
24. Who is responsible for the maintenance of the water meters?  
Customer \_\_\_ City \_\_\_ Private Concern \_\_\_
25. Does the city provide remote reading heads? Yes \_\_\_ No \_\_\_

SEWERAGE AND SEWAGE DISPOSAL

26. By what method is the operation and maintenance of the municipal waste water  
treatment system financed?  
\_\_\_ Property Taxation, partially \_\_\_ Flat Rate Amount Service Charge (residential)  
\_\_\_ Property Taxation, wholly \_\_\_ If so, what is this amount? \_\_\_\_\_  
\_\_\_ Flat Rates (other customers) \_\_\_\_\_  
\_\_\_ Contract Rates for industrial users.  
\_\_\_ Percentage of Water Bill Service Charge  
\_\_\_ If so, what is this percentage \_\_\_\_\_ %  
\_\_\_ Separate rate schedule, which is approximately \_\_\_\_\_ % of water bill for  
\_\_\_ typical residential user.
27. Is sewer service provided outside the city limits? Yes \_\_\_ No \_\_\_  
If so, who pays for the extensions? \_\_\_\_\_.
28. Who pays for the maintenance of the sewer system from the main to the property  
line? \_\_\_\_\_ . From the property line to the building? \_\_\_\_\_  
\_\_\_\_\_.

Thank you very much for your time and cooperation.



# APPENDIX B

WATER AND SEWER RATE SURVEY  
League of Iowa Municipalities  
State Office for Planning and Programming

NAME OF MUNICIPALITY \_\_\_\_\_

Name, Title and Address of Respondent \_\_\_\_\_

Phone number: \_\_\_\_\_

PLEASE ATTACH A COPY OF YOUR CURRENT WATER RATE SCHEDULE TO THIS QUESTIONNAIRE.

1. Who administers the city's waterworks?  
City Council \_\_\_\_\_ Board of Trustees \_\_\_\_\_ Private Concern \_\_\_\_\_
2. What is the billing period? Monthly \_\_\_\_\_ Quarterly \_\_\_\_\_ Other \_\_\_\_\_
3. Is there a minimum monthly or quarterly charge for water? Yes \_\_\_\_\_ No \_\_\_\_\_  
If so, what is the minimum charge for residential use? (describe) \_\_\_\_\_  
\_\_\_\_\_.
4. What is the penalty for delinquent bills? \_\_\_\_\_ No Penalty \_\_\_\_\_
5. How is your billing accomplished? Manually \_\_\_\_\_ Computerized \_\_\_\_\_ Other \_\_\_\_\_
6. What was the date of your last rate adjustment? \_\_\_\_\_.
7. Are you contemplating a rate increase within the next year? Yes \_\_\_\_\_ No \_\_\_\_\_  
If so, when? \_\_\_\_\_. What is the estimated percentage of increase? \_\_\_\_\_ %
8. Does your municipality charge a 'per hydrant' fee for fire protection?  
Yes \_\_\_\_\_ No \_\_\_\_\_. If so, what is this fee? \_\_\_\_\_.
9. Do you make a charge for fire sprinkler service? Yes \_\_\_\_\_ No \_\_\_\_\_  
If so, what is this charge? \_\_\_\_\_.
- Are there special conditions for fire sprinkler service availability? \_\_\_\_\_  
\_\_\_\_\_.
10. Are other city departments charged for water? Yes \_\_\_\_\_ No \_\_\_\_\_
11. What is the primary source of your water supply? Well \_\_\_\_\_ River \_\_\_\_\_ Impounded \_\_\_\_\_  
What is your secondary source? \_\_\_\_\_. None \_\_\_\_\_
12. What type(s) of water treatment is utilized?  
Fluoridation \_\_\_\_\_ Aeration \_\_\_\_\_ Iron and Manganese Removal \_\_\_\_\_  
Chlorination \_\_\_\_\_ Softening \_\_\_\_\_ Filtration \_\_\_\_\_ Other \_\_\_\_\_
13. What is the hardness of your raw water supply? \_\_\_\_\_ gpg (average)  
What is the hardness of your distributed water supply? \_\_\_\_\_ gpg (average)
14. What was the total amount of water produced in the last fiscal year? \_\_\_\_\_  
What was the total amount metered in the last FY? \_\_\_\_\_.
15. What is the city's ground level water storage capacity? \_\_\_\_\_  
What is the city's elevated water storage capacity? \_\_\_\_\_.
16. How many customer accounts did you supply in the last fiscal year? \_\_\_\_\_  
How many of these accounts are outside the city limits? \_\_\_\_\_.







STATE LIBRARY OF IOWA



3 1723 02116 2342



