

**Iowa's Community College Basic Literacy
Skills Credential Program**



ANNUAL REPORT

IOWA DEPARTMENT OF EDUCATION



Program Year 2005

July 1, 2004 – June 30, 2005

State of Iowa
Department of Education
Grimes State Office Building
Des Moines, Iowa
50319-0146

STATE BOARD OF EDUCATION

Gene E. Vincent, President, Carroll
Sally J. Frudden, Vice President, Charles City
James Billings, Clive
Charles C. Edwards, Jr., Des Moines
Sister Jude Fitzpatrick, West Des Moines
Rosie Hussey, Mason City
Wayne Kobberdahl, Council Bluffs
Gregory D. McClain, Cedar Falls
Mary Jean Montgomery, Spencer
Tara Richards, Student Member, Indianola

ADMINISTRATION

Judy A. Jeffrey, Director and Executive Officer
of the State Board of Education
Gail Sullivan, Chief of Staff

**DIVISION OF COMMUNITY COLLEGES
AND WORKFORCE PREPARATION**

Janice Nahra Friedel, Ph.D., Administrator

Bureau of Community Colleges and Career and Technical Education

Beverly Bunker, Bureau Chief
John Hartwig, Consultant

It is the policy of the Iowa Department of Education not to discriminate on the basis of race, color, national origin, gender, disability, religion, creed, age or marital status in its programs or employment practices. If you have questions or grievances related to this policy, please contact the Legal Consultant, Department of Education, Grimes State Office Building, Des Moines, Iowa 50319-0146, 515.281.8661.

**IOWA'S
COMMUNITY COLLEGE
BASIC LITERACY SKILLS
CREDENTIAL PROGRAM**

ANNUAL REPORT

**Iowa Department of Education
Division of Community Colleges and Workforce Preparation**

Program Year 2005
July 1, 2004 – June 30, 2005

The report was written and produced by the Iowa Department of Education. No official endorsement by any other agency or organization should be inferred. This document may be downloaded from the Iowa Literacy Resource Center's website located at <http://www.readiowa.org>. Proper credit for citation purposes should be given in accordance with accepted publishing standards.

TABLE OF CONTENTS

IOWA'S COMMUNITY COLLEGE BASED BASIC SKILLS LITERACY CREDENTIAL PROGRAM	1
Introduction and Overview	1
Basic Skills Certification Program	1
Iowa High School Equivalency Diploma	1
Adult High School Diploma Program	1
Traditional High School Diploma	1
CREDENTIAL PROGRAM RESULTS AND STATISTICAL HIGHLIGHTS	4
OBSERVATIONS	21

LIST OF EXHIBITS

EXHIBIT 1 –	Descriptor Statements for Iowa's Basic Skills Certification Program by Subject Area and CASAS Level	2
--------------------	--	---

LIST OF TABLES

TABLE 1 –	Number of Basic Literacy Skills Certificates, GED Diplomas, Adult High School Diplomas and Secondary School Diplomas Issued Through Iowa's Community Colleges for Program Year 2005.....	6
TABLE 2 –	Number of Basic Literacy Skills Certificates Issued by Iowa's Community Colleges by Subject Area and CASAS Certification Level for Program Enrollees during Program Year 2005	7
TABLE 3 –	Number of Basic Literacy Skills Certificates Issued by Iowa's Community Colleges by Subject Area and CASAS Certification Level for Cooperating Program Enrollees during Program Year 2005	8
TABLE 4 –	TOTAL Number of Basic Literacy Skills Certificates Issued by Iowa's Community Colleges by Subject Area and CASAS Certification Level during Program Year 2005	9
TABLE 5 –	Basic Skills Certificate Percentage Decrease/Increase from Program Year 2004 to Program Year 2005	10

LIST OF GRAPHS

GRAPH 1 –	Number and Percent of Basic Skills Certificates, High School Equivalency Diplomas, Adult High School Diplomas and Secondary School Diplomas Issued for Program Year 2005	11
GRAPH 2 –	Number and Percent of Basic Skills Certificates Issued by Subject Area for Program Year 2005	12
GRAPH 3 –	Number and Percent of Basic Skills Certificates Issued by CASAS Certification Level and Subject Area for Program Year 2005	13
GRAPH 4 –	Number and Percent of Reading Certificates Issued by CASAS Certification Level for Program Year 2005	14

GRAPH 5 –	Number and Percent of Mathematics Certificates Issued by CASAS Certification Level for Program Year 2005	15
GRAPH 6 –	Number and Percent of Writing Certificates Issued by CASAS Certification Level for Program Year 2005	16
GRAPH 7–	Number and Percent of Listening Certificates Issued by CASAS Certification Level for Program Year 2005	17
GRAPH 8 –	Number of Basic Skills Certificates Issued by CASAS Certification Level for Program Year 2005	18
GRAPH 9 –	Number and Percent of Basic Skills Certificates Issued to Community College Based Adult Literacy Program Enrollees and Other Cooperating Adult Literacy Program Enrollees for Program Year 2005	19
GRAPH 10 –	Total Number of Basic Skills Certificates Issued for Program Years 1998-2005	20

IOWA'S COMMUNITY COLLEGE BASED BASIC SKILLS LITERACY CREDENTIAL PROGRAM

Introduction and Overview

The purpose of this report is to document the results of Iowa's community college based basic literacy skills credential program for Program Year 2005 (July 1, 2004-June 30, 2005). The credentialing program is administered through Iowa's community colleges and consists of four (4) components: (1) basic literacy skills certification, (2) Iowa High School Equivalency Diploma, (3) community college based adult high school diploma, and (4) traditional high school diploma. A brief description of each component is presented in the following sections.

Basic Skills Certification Program

The major purpose of Iowa's Basic Skills Certification program is to award certificates for successful attainment of basic literacy skills competencies below the General Educational Development (GED) level. The program issues a total of fifteen (15) basic literacy certificates in the areas of reading, mathematics, writing and listening at four (4) certification levels based on the Comprehensive Adult Student Assessment System (CASAS). Iowa's Basic Literacy Skills Certification program was initiated in Program Year 1998 with the reading and mathematics components. The writing component was initiated during Program Year 2002. The listening component was initiated during Program Year 2004. The listening component provides an opportunity for English Literacy adult learners to qualify for a basic skills certificate. The certification program is authorized under *281 Iowa Administrative Code section 21.2(10)(e)* and *20 U.S.C. section 9212(b)(2)(B) [Section 212(b)(2)(B) of the Adult Education and Family Literacy Act]*. Exhibit 1 delineates the descriptors for each subject area and CASAS level.

Iowa High School Equivalency Diploma

The Iowa High School Equivalency Diploma is awarded to adults who successfully complete the General Educational Development (GED) test battery. The purpose of the GED testing program is to provide a second chance opportunity for those individuals who did not complete the requirements for a traditional high school diploma. The Iowa High School Equivalency Diploma program was initiated in 1966 under *Iowa Code, Chapter 259A* and *281 IAC Chapter 32*.

Adult High School Diploma Program

The Adult High School Diploma is awarded to adults who successfully complete a prescribed program of instruction at one of Iowa's community colleges. The diploma is community college based and is issued by the community college. This credential is viewed as an alternative to the GED based Iowa High School Equivalency Diploma. The program is authorized under *260C.1(4)* and *281 Iowa Administrative Code section 21.4(3)* and *20 U.S.C. section 9212(b)(2)(A)(iii) [Section 212(b)(2)(A)(iii) of the Adult Education and Family Literacy Act]*. The program was initiated in 1966.

Traditional High School Diploma

The traditional high school diploma, in the context of the Iowa community college based basic literacy skills credential program, is awarded to in-school youth by a local school district as a direct result of a cooperative agreement between the local school district and the community college. *Iowa Code sections 260C.1(5)(6)* and *260C.5(9)* and *281 Iowa Administrative Code section 21.2(8)(b)* grants the authority for community colleges and local school districts to permit students attending high school to participate in vocational-technical programs and advanced college placement courses and obtain credit for such participation for application toward the completion of a high school diploma issued by the local school district.

EXHIBIT 1

Descriptor Statements for Iowa's Basic Skills Certification Program by Subject Area and CASAS Level

CASAS Basic Skills Level	CASAS Reading Skill Level Descriptor Statements	CASAS Mathematics Skill Level Descriptor Statements	CASAS Writing Skill Level Descriptor Statements	CASAS Listening Skill Level Descriptor Statements
A	Individuals at this level generally can read numbers, letters, simple words, and phrases related to immediate needs. Other skills may include reading and following directions found on signs and directories. Individuals at this level may be successful in entry-level jobs that require basic oral communication skills.	Individuals at this level generally can add and subtract whole numbers. Other skills may include: interpreting clock time, counting and converting money. Individuals at this level may be successful in entry-level jobs that involve tasks such as counting items	Individuals at this level generally can write letters, numbers, and a limited number of basic sight words, and simple sentences related to immediate needs. Other skills may include: filling in basic personal information on simplified forms, including signature and date; writing very simple notes (e.g., writing a note to a co-worker or child's teacher); making simple entries on a work log form; completing a simple inventory form. Persons at this level can handle only the most basic written communication in English in routine, entry-level jobs in which all tasks can be demonstrated.	Individuals at this level can understand simplified conversation on everyday subjects containing frequently used words in context and very simple phrases, spoken slowly and repeated. They can understand simple greetings, common social language, and questions about basic personal information. They can understand simple questions, negative statements (e.g., with <i>don't, can't</i>), commands, requests, and warnings (e.g., <i>Be careful!</i>) related to immediate needs. They frequently require assistance (rephrasing, explanation, demonstration) to understand even basic communication.
B	Individuals at this level generally can handle basic reading tasks related to their life roles. Other skills may include: reading and interpreting simplified and real-life materials on familiar topics; interpreting simple charts, graphs, maps, labels and menus; following basic written instructions and diagrams. Individuals at this level may be successful in entry-level jobs that involve following basic oral communications or simple written instructions.	Individuals at this level generally can add, subtract, multiply and divide whole numbers. Other skills may include: interpreting simple charts, graphs, and labels; interpreting a basic payroll stub; interpreting clock time; counting, converting, and using money, interpreting restaurant menus and computing related costs. Individuals at this level generally can handle jobs that involve following basic oral communications or simple written instructions and diagrams if they can be clarified orally. Individuals at this level may be successful in entry-level jobs.	Individuals at this level generally can write simple notes and messages based on familiar situations. Other skills may include: completing short work orders, filling out forms requiring basic personal information, taking simple phone messages. Persons at this level can handle jobs or job training that involve some simple written communication.	Individuals at this level can participate in simple conversations on familiar and some unfamiliar subjects spoken slowly and with some repetition, and can interpret some informal speech using colloquial language. They can understand learned phrases easily and short new phrases containing familiar vocabulary. They have limited ability to understand simple telephone conversations. They can recognize the main idea and understand some supporting details expressed in everyday spoken language and brief informational messages on familiar topics. They can follow oral directions in familiar contexts, including simple multi-step directions.

EXHIBIT 1 (Continued))

Descriptor Statements for Iowa's Basic Skills Certification Program by Subject Area and CASAS Level

CASAS Basic Skills Level	CASAS Reading Skill Level Descriptor Statements	CASAS Mathematics Skill Level Descriptor Statements	CASAS Writing Skill Level Descriptor Statements	CASAS Listening Skill Level Descriptor Statements
C	<p>Individuals at this level generally can handle most routine reading tasks related to their life roles. Other skills may include: interpreting routine charts, graphs, maps, labels, and menus; reading and interpreting a simple employee handbook; interpreting a pay stub; following multi-step diagrams and written instructions.</p> <p>Individuals at this level may be successful in jobs that involve following basic oral communications, simple written instructions and diagrams. Persons at this level generally are able to begin General Education Development (GED) preparation.</p>	<p>Individuals at this level generally can handle most computational tasks related to their life roles. Other skills may include: adding, subtracting, multiplying and dividing whole numbers; interpreting routine charts, graphs and labels; interpreting a payroll stub; reconciling a bank statement and completing calculations on a simple order form.</p> <p>Individuals at this level may be successful in entry-level jobs that involve following basic oral communications and simple written instructions and diagrams. Persons at this level are generally able to begin General Educational Development (GED) preparation.</p>	<p>Individuals at this level generally can write short, routine work memos or reports. Other skills may include: writing e-mail messages, filling out basic medical forms and job applications, describing basic work procedures in writing, completing incident report forms, making log entries to document work activities, taking notes and phone messages, writing personal notes or letters.</p> <p>Persons at this level generally are able to begin General Educational Development (GED) preparation, and may be able to pass the writing section of the GED test.</p>	<p>Individuals at this level can participate in simple conversations on familiar and some unfamiliar subjects spoken slowly and with some repetition, and can interpret some informal speech using colloquial language. They can understand learned phrases easily and short new phrases containing familiar vocabulary. They have limited ability to understand simple telephone conversations. They can recognize the main idea and understand some supporting details expressed in everyday spoken language and brief informational messages on familiar topics. They can follow oral directions in familiar contexts, including simple multi-step directions.</p>
D	<p>Individuals at this level generally can perform tasks that involve written instructions in both familiar and unfamiliar situations. Other skills may include: reading and following multi-step directions; reading and interpreting manuals and legal forms; interpreting literary materials such as poetry and literature; creating and using tables and graphs; integrating information from multiple texts, charts, and graphs; evaluating and organizing information.</p> <p>They can also organize information and perform tasks that involve workplace communication skills. Persons at this level generally are able to successfully complete appropriate sections of the Tests of General Educational Development (GED Tests).</p>	<p>Individuals at this level generally can add, subtract, multiply, and divide whole numbers, fractions, and decimals. Other skills may include using mathematics in the workplace, such as calculating discounts; comparing prices to determine the best buys for goods and services; creating and using tables and graphs; computing standard measurement for length, width, perimeter, and area. They generally can organize, implement and perform multi-level calculations. Persons at this level generally are able to successfully complete appropriate sections of the Tests of General Educational Development (GED Tests).</p>	<p>Individuals at this level generally can perform writing tasks, such as most letters, logs, memos, and forms, with reasonable accuracy to meet most personal and employment-related needs. Other skills may include: taking notes from meetings and recorded messages; describing work or training procedures including basic safety directives, job aids, and maintenance instructions; stating personal and employment goals.</p> <p>Persons at this level generally are able to successfully complete the writing section of the Tests of General Educational Development (GED Tests).</p>	

CREDENTIAL PROGRAM RESULTS AND STATISTICAL HIGHLIGHTS

This section of the report is designed to summarize the major statistical trends displayed in the tables and graphs:

- A total of **28,209** basic skill certificates were issued from Program Year 1998 through Program Year 2005.
- The total number of certificates issued during Program Year 2005 **decreased 6%** over Program Year 2004 (6,737 issued in PY 2004 as compared to 6,306 issued in PY 2005).
- **90%** of the total number of certificates issued was to program enrollees and **10%** of the total number of certificates issued was to program enrollees enrolled in cooperating literacy programs such as corrections, etc.
- The number of reading skill certificates issued during Program Year 2005 **decreased 14%** over Program Year 2004 (3,736 issued in PY 2004 as compared to 3,198 issued in PY 2005).
- The number of mathematics skill certificates issued during Program Year **decreased 12%** over Program Year 2004 (2,543 issued in PY 2004 as compared to 2,228 issued in PY 2005);
- The number of writing skill certificates issued during Program Year 2005 **decreased 21%** over Program Year 2004 (295 issued in PY 2004 as compared to 233 issued in PY 2005). The writing skill certificate component was incorporated into the basic skills certification program during Program Year 2002.
- The number of listening skill certificates issued for Program Year 2005 **increased 297%** over Program Year 2004 (163 issued in PY 2004 as compared to 647 issued in PY 2005). The listening skill certificate component was incorporated into the basic skills certification program during the Spring of Program Year 2004.
- The total percent of certificates issued by modality was: (1) **reading 48%**, (2) **mathematics 31%**, (3) **writing 2%**, and (4) **listening 19%**.
- The greatest percentage (62%) of reading certificates was issued at **CASAS Levels C and D**.
- The greatest percentage (77%) of mathematics certificates was issued at **CASAS Levels C and D**.
- The greatest percentage (71%) of writing certificates was issued at **CASAS Levels B and C**.
- The greatest percentage (79%) of listening certificates was issued at **CASAS Levels A and B**.
- The highest number of certificates was issued at **CASAS Level D (36%)** followed by **CASAS Level C (26%)**.

This section of the report is designed to enumerate the credentialing program results for Program Year 2005. The results are displayed in the following tables and graphs:

- **Table 1:** Table 1 provides an overview of the total number of credentials issued for the four (4) components of the credential program;

- **Table 2:** Table 2 provides a breakout of the number of basic literacy skills certificates issued to program enrollees by subject area and CASAS level;
- **Table 3:** Table 3 provides a breakout of the number of basic skill certificates issued to cooperating program enrollees by subject area and CASAS level;
- **Table 4:** Table 4 provides the total number of certificates issued by subject area and CASAS level.
- **Table 5:** Table 5 provides a comparison of the decrease/increase in the number of basic skills certificates issued from Program Year 2004 to Program Year 2005;
- **Graph 1:** Graph 1 is a pie chart depicting the percentage and number relationship among the four (4) components of the basic skills credential program;
- **Graph 2:** Graph 2 is a pie chart depicting the percentage and number relationship among the four subject areas for Iowa's Basic Skills Certification program;
- **Graph 3:** Graph 3 is a bar chart which provides a breakout of the number and percentage of basic skills certificates issued by CASAS certification level and subject area;
- **Graph 4:** Graph 4 is a bar chart depicting the number and percentage of reading certificates issued by CASAS certification level;
- **Graph 5:** Graph 5 is a bar chart depicting the number and percentage of mathematics certificates issued by CASAS certification level;
- **Graph 6:** Graph 6 is a bar chart depicting the number and percentage of writing certificates issued by CASAS certification level;
- **Graph 7:** Graph 7 is a bar chart depicting the number and percentage of listening certificates issued by CASAS certification level.
- **Graph 8:** Graph 8 is a bar chart which provides a breakout of the number and percentage of basic skills certificates issued by CASAS certification level;
- **Graph 9:** Graph 9 is a pie chart indicating the number and percent of basic skills certificates issued to adult literacy program enrollees and other cooperating adult literacy program enrollees. The adult literacy program enrollees include adult learners enrolled in the community college based adult literacy program. The cooperating adult literacy programs include adult learners enrolled in corrections, alternative high school or other cooperating adult literacy programs.
- **Graph 10:** Graph 10 is a bar chart illustrating the total number of basic skills certificates issued for Program Years 1998-2005.

Each one of the tables and graphs is accompanied with an interpretative statement.

TABLE 1

**Number of Basic Literacy Skills Certificates, GED Diplomas,
Adult High School Diplomas and Secondary School Diplomas Issued
Through Iowa's Community Colleges for Program Year 2005
(July 1, 2004 – June 30, 2005)**

A Community College	B *Basic Literacy Skills Certificates	C **High School Equivalency Diplomas	D ***CC Adult High School Diplomas	E ****Secondary School Diplomas	F Total
Northeast IA Comm. College	234	122	0	63	419
North IA Area Comm. College	192	102	0	22	316
Iowa Lakes Comm. College	71	66	0	29	166
Northwest IA Comm. College	69	29	20	3	121
Iowa Central Comm. College	423	320	6	1,525	2,274
Iowa Valley Comm. College Dist.	537	171	0	0	708
Hawkeye Comm. College	214	187	2	28	431
Eastern IA Comm. College Dist	624	572	0	0	1,196
Kirkwood Comm. College	656	438	145	281	1,520
Des Moines Area Comm. College	756	807	57	319	1,939
Western IA Tech Comm. College	446	293	5	0	744
Iowa Western Comm. College	759	344	0	39	1,142
Southwestern Comm. College	120	64	0	0	184
Indian Hills Comm. College	722	230	0	0	952
Southeastern Comm. College	483	320	0	166	969
TOTAL	6,306	4,065	235	2,475	13,081

Sources: Iowa Department of Education Program Year 2005 Basic Literacy Skills Certification and High School Diploma Report, and GEDScoring.COM Iowa GED Diploma database.

* Column B represents the number of basic literacy skills certificates issued in the subject areas of Reading, Mathematics, Writing and Listening for CASAS Levels A-D.

** Column C represents the number of Iowa High School Equivalency Diplomas issued for those adults who successfully completed the GED 2002 Test Battery.

*** Column D represents the number of adult learners enrolled in community college based adult high school courses and completed requirements for the Adult High School Diploma issued by the community College.

****Column E represents the number of in school youth issued a traditional high school diploma by the local school district as a direct result of a cooperative agreement between the local school district and the community college.

Interpretation: The data indicates 6,306 (48%) basic skills certificates, 4,065 (31%) Iowa High School Equivalency Diplomas, 235 (2%) adult high school diplomas and 2,475 (19%) traditional secondary school diplomas for a total of 13,081 credentials were issued in conjunction with Iowa's community college based basic literacy skills credential program. The basic skills certificates were issued through the statewide community college based adult literacy program. The Iowa High School Equivalency Diplomas were issued by the Iowa Department of Education's Community College based GED Testing Program. The adult high school diplomas were issued through the community college based adult high school diploma program. The traditional secondary school diplomas were issued by the local school districts as a result of a cooperative agreement between the local school districts and the community colleges.

TABLE 2

**Number of Basic Literacy Skills Certificates Issued by Iowa's Community Colleges
by Subject Area and CASAS Certification Level for Program Enrollees During Program Year 2005
(July 1, 2004 – June 30, 2005)**

A Community College	B Reading CASAS LEVEL				C Sub total	D Mathematics CASAS LEVEL				E Sub total	F *Writing CASAS LEVEL				G Sub total	H **Listening CASAS LEVEL			I Sub total	K Total (Col C + Col E + Col G + Col I)
	A	B	C	D		A	B	C	D		A	B	C	D		A	B	C		
Northeast IA Comm. College	23	26	25	49	123	0	23	35	29	87	0	3	3	2	8	1	3	12	16	234
North IA Area Comm. College	50	17	12	11	90	4	18	30	39	91	4	4	2	1	11	0	0	0	0	192
IA Lakes Comm. College	3	3	6	16	28	2	6	5	4	17	0	0	0	0	0	0	0	0	0	45
Northwest IA Comm. College	20	21	16	6	63	0	1	2	1	4	0	0	2	0	2	0	0	0	0	69
IA Central Comm. College	72	53	46	44	215	1	7	45	24	77	0	0	0	0	0	16	8	1	25	317
IA Valley Comm. College Dist.	58	81	76	74	289	3	22	54	64	143	1	6	6	0	13	45	36	11	92	537
Hawkeye Comm. College	1	10	25	18	54	5	45	30	19	99	0	0	0	0	0	25	18	18	61	214
Eastern IA Comm. Coll. Dist	62	77	134	137	410	6	49	69	35	159	0	0	0	0	0	19	34	2	55	624
Kirkwood Comm. College	17	43	36	169	265	5	30	29	227	291	2	1	7	3	13	17	17	19	53	622
Des Moines Area Comm. Coll.	91	160	151	47	449	5	18	17	5	45	4	14	24	6	48	37	101	41	179	721
Western IA Tech Comm. Coll.	37	53	38	100	228	0	19	15	92	126	12	23	6	0	41	28	19	4	51	446
Iowa Western Comm. College	9	18	30	102	159	2	24	56	252	334	0	2	6	8	16	16	9	0	25	534
Southwestern Comm. College	18	12	19	29	78	0	1	27	14	42	0	0	0	0	0	0	0	0	0	120
Indian Hills Comm. College	51	46	64	139	300	29	41	98	118	286	6	10	16	13	45	26	31	25	82	713
Southeastern Comm. College	17	18	34	56	125	8	35	64	49	156	0	0	0	1	1	6	1	1	8	290
TOTAL	529	638	712	997	2,876	70	339	576	972	1,957	29	63	72	34	198	236	277	134	647	5,678

Source: Program Year 2005 Basic Literacy Skills Certification and High School Diploma Report for Program Year 2005: Iowa Department of Education

* The Writing Skills component of Iowa's Basic Skills Certification program was implemented during Program Year 2002. The Reading and Mathematics components were implemented during Program Year 1998.

** The Listening Skills component of Iowa's Basic Skills Certification program was implemented during Program Year 2004.

Interpretation: The data indicates 2,876(51%) reading certificates, 1,957(34%) mathematics certificates, 198 (4%) writing certificates and 647 (11%) listening certificates for a total of 5,678 certificates, which were issued during Program Year 2005. The greatest percentage (59%) of reading certificates was issued at CASAS C and D levels. The greatest percentage (79%) of mathematics certificates was issued at CASAS C and D levels. The greatest percentage (68%) of writing certificates was issued at CASAS B and C levels. The greatest percentage of listening certificates (79%) was issued at CASAS levels A and B.

TABLE 3

Number of Basic Literacy Skills Certificates Issued by Iowa's Community Colleges by Subject Area and CASAS Certification Level for Cooperating Program Enrollees During Program Year 2005 (July 1, 2004 – June 30, 2005)

A Community College	B Reading CASAS LEVEL				C Sub total	D Mathematics CASAS LEVEL				E Sub total	F *Writing CASAS LEVEL				G Sub total	H **Listening CASAS LEVEL			I Sub total	K Total (Col C + Col E + Col G + Col I)
	A	B	C	D		A	B	C	D		A	B	C	D		A	B	C		
Northeast IA Comm. College	0	0	0	0	0	0	0	0	0	0	0	0	0	0	0	0	0	0	0	0
North IA Area Comm. College	0	0	0	0	0	0	0	0	0	0	0	0	0	0	0	0	0	0	0	0
IA Lakes Comm. College	2	4	3	5	14	0	2	7	3	12	0	0	0	0	0	0	0	0	0	26
Northwest IA Comm. College	0	0	0	0	0	0	0	0	0	0	0	0	0	0	0	0	0	0	0	0
IA Central Comm. College	0	5	19	22	46	1	11	6	7	25	0	12	19	4	35	0	0	0	0	106
IA Valley Comm. College Dist.	0	0	0	0	0	0	0	0	0	0	0	0	0	0	0	0	0	0	0	0
Hawkeye Comm. College	0	0	0	0	0	0	0	0	0	0	0	0	0	0	0	0	0	0	0	0
Eastern IA Comm. Coll. Dist	0	0	0	0	0	0	0	0	0	0	0	0	0	0	0	0	0	0	0	0
Kirkwood Comm. College	0	5	1	13	19	1	4	4	6	15	0	0	0	0	0	0	0	0	0	34
Des Moines Area Comm. Coll.	1	5	7	16	29	0	2	2	2	6	0	0	0	0	0	0	0	0	0	35
Western IA Tech Comm. Coll.	0	0	0	0	0	0	0	0	0	0	0	0	0	0	0	0	0	0	0	0
Iowa Western Comm. College	5	11	31	63	110	11	36	35	33	115	0	0	0	0	0	0	0	0	0	225
Southwestern Comm. College	0	0	0	0	0	0	0	0	0	0	0	0	0	0	0	0	0	0	0	0
Indian Hills Comm. College	0	2	1	1	4	0	1	2	2	5	0	0	0	0	0	0	0	0	0	9
Southeastern Comm. College	4	10	45	41	100	10	32	30	21	93	0	0	0	0	0	0	0	0	0	193
TOTAL	12	42	107	161	322	23	88	86	74	271	0	12	19	4	35	0	0	0	0	628

Source: Program Year 2005 Basic Literacy Skills Certification and High School Diploma Report for Program Year 2005: Iowa Department of Education

* The Writing Skills component of Iowa's Basic Skills Certification program was implemented during Program Year 2002. The Reading and Mathematics components were implemented during Program Year 1998.

** The Listening Skills component of Iowa's Basic Skills Certification program was implemented during Program Year 2004.

Interpretation: The data indicates 322(51%) reading certificates, 271(43%) mathematics certificates, 35 (6%) writing certificates and 0 (0%) listening certificates for a total of 628 certificates, which were issued during Program Year 2005. The greatest percentage (83%) of reading certificates was issued at CASAS C and D levels. The greatest percentage (64%) of mathematics certificates was issued at CASAS B and C levels. The greatest percentage (89%) of writing certificates was issued at CASAS B and C levels. There were no listening skill certificates issued for non-program enrollees.

TABLE 4

Total Number of Basic Literacy Skills Certificates Issued by Iowa's Community Colleges by Subject Area and CASAS Certification Level During Program Year 2005 (July 1, 2004 – June 30, 2005)

A Community College	B Reading CASAS LEVEL				C Sub total	D Mathematics CASAS LEVEL				E Sub total	F *Writing CASAS LEVEL				G Sub total	H **Listening CASAS LEVEL			I Sub total	K Total (Col C + Col E + Col G + Col I)
	A	B	C	D		A	B	C	D		A	B	C	D		A	B	C		
Northeast IA Comm. College	23	26	25	49	123	0	23	35	29	87	0	3	3	2	8	1	3	12	16	234
North IA Area Comm. College	50	17	12	11	90	4	18	30	39	91	4	4	2	1	11	0	0	0	0	192
IA Lakes Comm. College	5	7	9	21	42	2	8	12	7	29	0	0	0	0	0	0	0	0	0	71
Northwest IA Comm. College	20	21	16	6	63	0	1	2	1	4	0	0	2	0	2	0	0	0	0	69
IA Central Comm. College	72	58	65	66	261	2	18	51	31	102	0	12	19	4	35	16	8	1	25	423
IA Valley Comm. College Dist.	58	81	76	74	289	3	22	54	64	143	1	6	6	0	13	45	36	11	92	537
Hawkeye Comm. College	1	10	25	18	54	5	45	30	19	99	0	0	0	0	0	25	18	18	61	214
Eastern IA Comm. Coll. Dist	62	77	134	137	410	6	49	69	35	159	0	0	0	0	0	19	34	2	55	624
Kirkwood Comm. College	17	48	37	182	284	6	34	33	233	306	2	1	7	3	13	17	17	19	53	656
Des Moines Area Comm. Coll.	92	165	158	63	478	5	20	19	7	51	4	14	24	6	48	37	101	41	179	756
Western IA Tech Comm. Coll.	37	53	38	100	228	0	19	15	92	126	12	23	6	0	41	28	19	4	51	446
Iowa Western Comm. College	14	29	61	165	269	13	60	91	285	449	0	2	6	8	16	16	9	0	25	759
Southwestern Comm. College	18	12	19	29	78	0	1	27	14	42	0	0	0	0	0	0	0	0	0	120
Indian Hills Comm. College	51	48	65	140	304	29	42	100	120	291	6	10	16	13	45	26	31	25	82	722
Southeastern Comm. College	21	28	79	97	225	18	67	94	70	249	0	0	0	1	1	6	1	1	8	483
TOTAL	541	680	819	1,158	3,198	93	427	662	1046	2,228	29	75	91	38	233	236	277	134	647	6,306

Source: Program Year 2005 Basic Literacy Skills Certification and High School Diploma Report for Program Year 2005: Iowa Department of Education

* The Writing Skills component of Iowa's Basic Skills Certification program was implemented during Program Year 2002. The Reading and Mathematics components were implemented during Program Year 1998.

** The Listening Skills component of Iowa's Basic Skills Certification program was implemented during Program Year 2004.

Interpretation: The data indicates 3,198 (51%) reading certificates, 2,228(35%) mathematics certificates, 233 (4%) writing certificates and 647 (10%) listening certificates for a total of 6,306 certificates, which were issued during Program Year 2005. The greatest percentage (62%) of reading certificates was issued at CASAS C and D levels. The greatest percentage (77%) of mathematics certificates was issued at CASAS C and D levels. The greatest percentage (71%) of writing certificates was issued at CASAS B and C levels. The greatest percentage of listening certificates (79%) was issued at CASAS levels A and B.

TABLE 5

**Basic Skills Certificate Percentage Decrease/Increase
from Program Year 2004 to Program Year 2005**

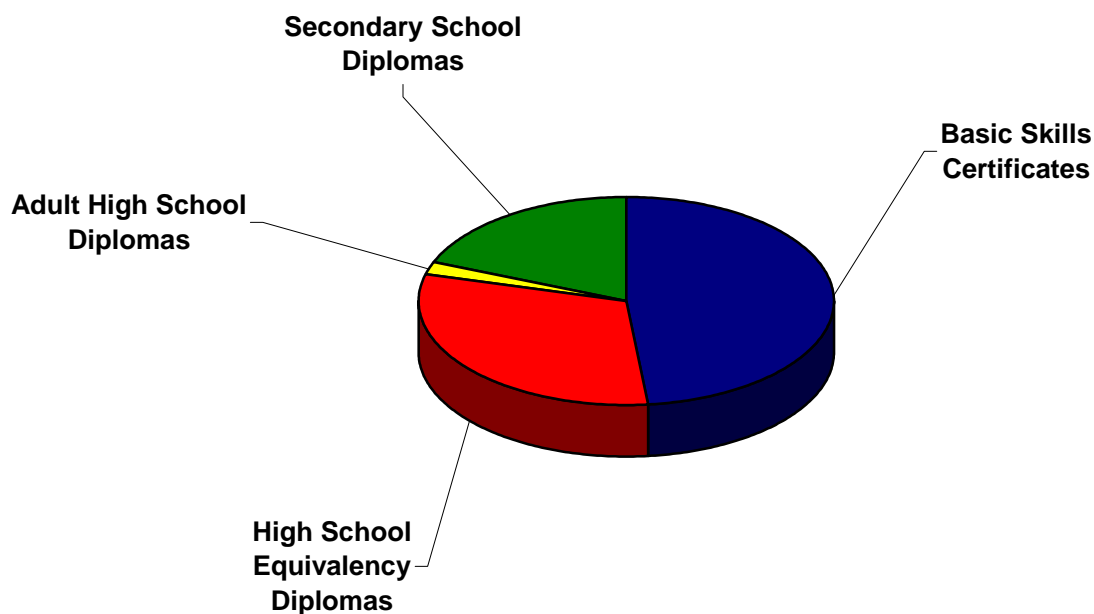
Community College District Name	Certificates Issued PY 04	Certificates Issued PY 05	Percentage Decrease/ Increase
Northeast Iowa Comm. College	195	234	+20%
North Iowa Area Comm. College	254	192	-24%
Iowa Lakes Community College	204	71	-65%
Northwest Iowa Comm. College	130	69	-47%
Iowa Central Comm. College	1,160	423	-64%
Iowa Valley Community College Dist.	406	537	+32%
Hawkeye Comm. College	170	214	+26%
Eastern Iowa Community College Dist.	714	624	-13%
Kirkwood Community College	780	656	-16%
Des Moines Area Community College	569	756	+33%
Western Iowa Tech Comm. College	427	446	+4%
Iowa Western Comm. College	276	759	+175%
Southwestern Comm. College	138	120	-13%
Indian Hills Comm. College	640	722	+13%
Southeastern Comm. College	674	483	-28%
Total	6,737	6,306	-6%

Source: Iowa's Community College Basic Literacy Skills Credential Program Years 2004-2005.

Interpretation: The data indicates there was a 6% decrease in the total number of basic skill certificates issued from Program Year 2004 to Program Year 2005.

GRAPH 1

Number and Percent of Basic Skills Certificates, High School Equivalency Diplomas, Adult High School Diplomas and Secondary School Diplomas Issued for Program Year 2005



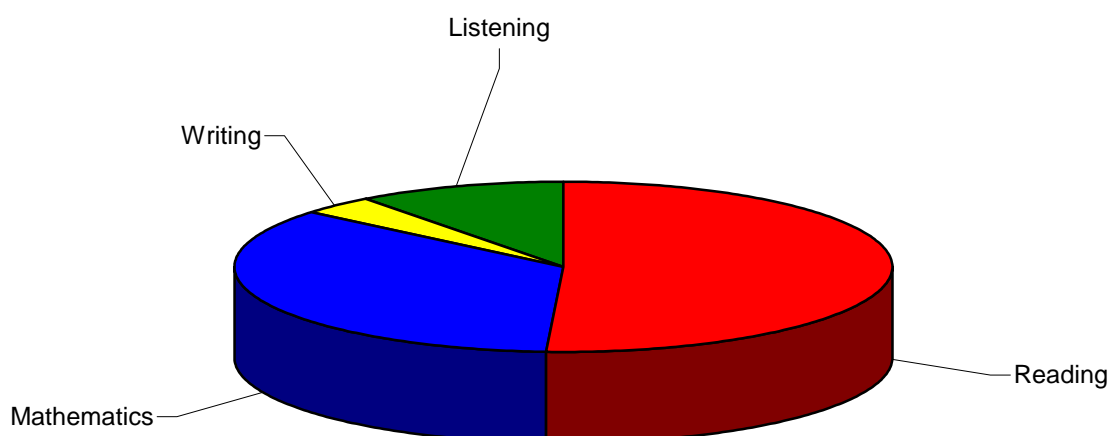
Interpretation: The highest percentage of credentials issued was in the Basic Skills Certificate component (48%) followed by the Iowa High School Equivalency Diploma component (31%).

CREDENTIAL COMPONENT	N	%
Basic Skills Certificates	6,306	48
High School Equivalency Diplomas	4,065	31
Adult High School Diplomas	235	2
Secondary School Diplomas	<u>2,475</u>	<u>19</u>
Total	13,081	100

Source: Program Year 2005 Iowa Basic Skills Certification Report: Iowa Department of Education; GED Scoring.COM Iowa GED Diploma database.

GRAPH 2

Number and Percent of Basic Skills Certificates Issued by Subject Area for Program Year 2005



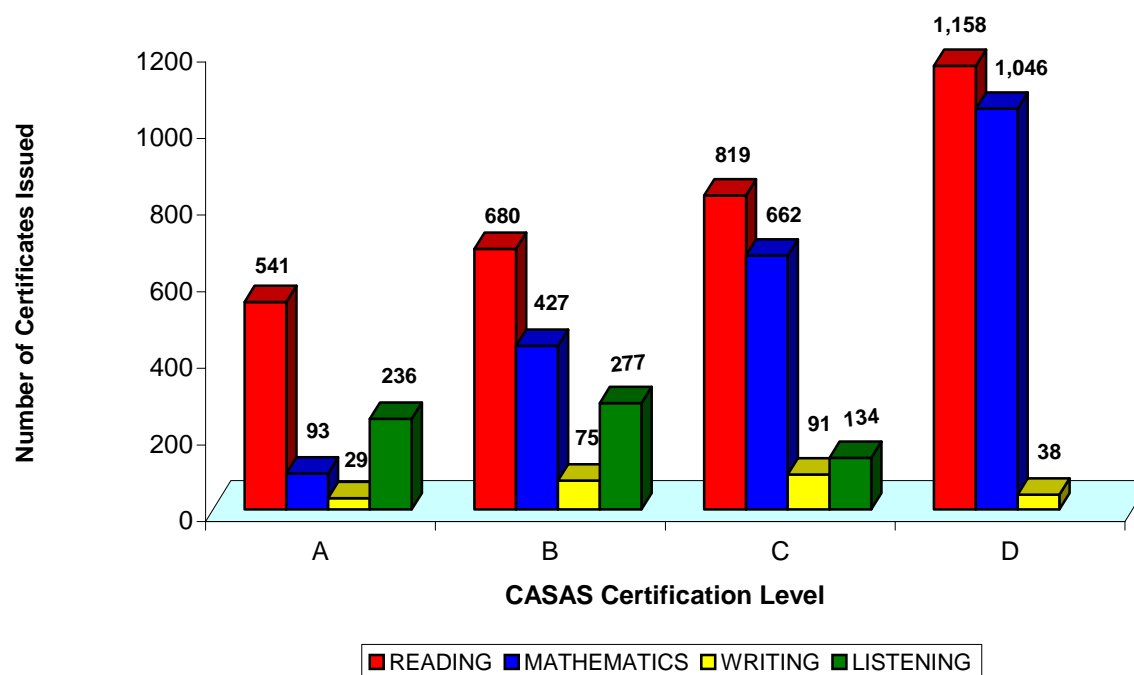
Interpretation: The highest percentage of basic skills certificates issued was in the reading subject area (51%) followed by the mathematics subject area (35%). Program Year 2002 was the first year that certificates were issued for the writing subject area. Program Year 2004 was the first year that certificates were issued for the listening subject area.

SUBJECT AREA	N	%
Reading	3,198	51
Mathematics	2,228	35
Writing	233	4
Listening	647	10
Total	6,306	100

Source: Program Year 2005 Iowa Basic Skills Certification Report: Iowa Department of Education.

GRAPH 3

Number and Percent of Basic Skills Certificates Issued by CASAS Certification Level and Subject Area for Program Year 2005



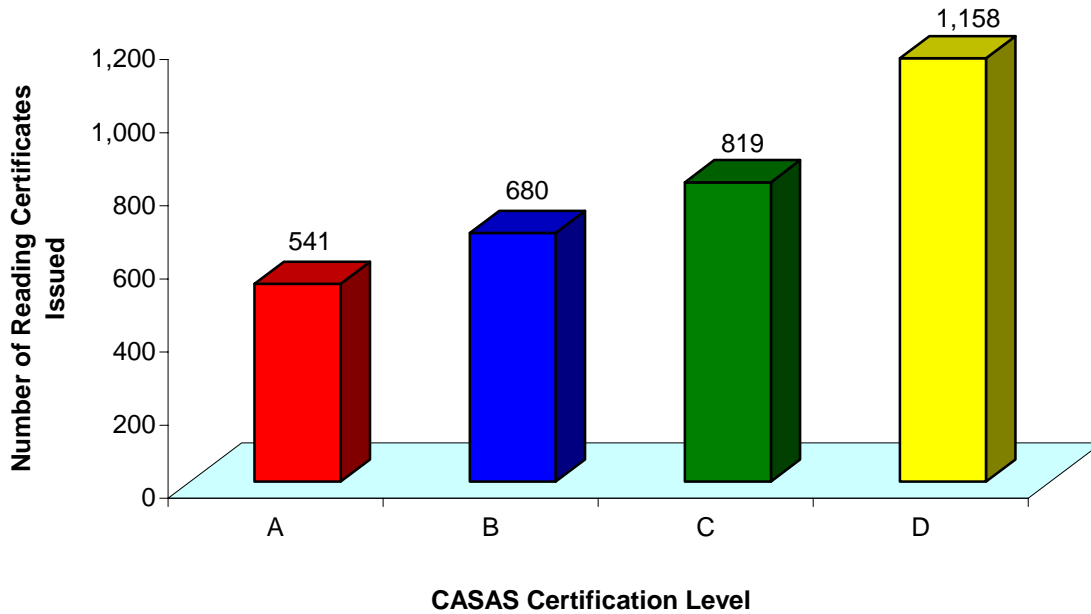
Interpretation: The highest number of certificates issued for the reading subject area was at CASAS Level D (1,158). The highest number of certificates issued for the mathematics subject area was at CASAS Level D (1,046). The highest number of certificates issued for the writing subject area was at CASAS Level C (91). The highest number of certificates issued for the listening subject area was at CASAS Level B (277).

CASAS LEVEL	READING		MATHEMATICS		WRITING		LISTENING		TOTAL
	N	%	N	%	N	%	N	%	
A	541	60	93	11	29	3	236	26	899
B	680	47	427	29	75	5	277	19	1,459
C	819	48	662	39	91	5	134	8	1,706
D	1,158	52	1,046	46	38	2	NA	NA	2,242
Total	3,198	51	2,228	35	233	4	647	10	6,306

Source: Program Year 2005 Iowa Basic Skills Certification Report: Iowa Department of Education.

GRAPH 4

Number and Percent of Reading Certificates Issued by CASAS Certification Level for Program Year 2005



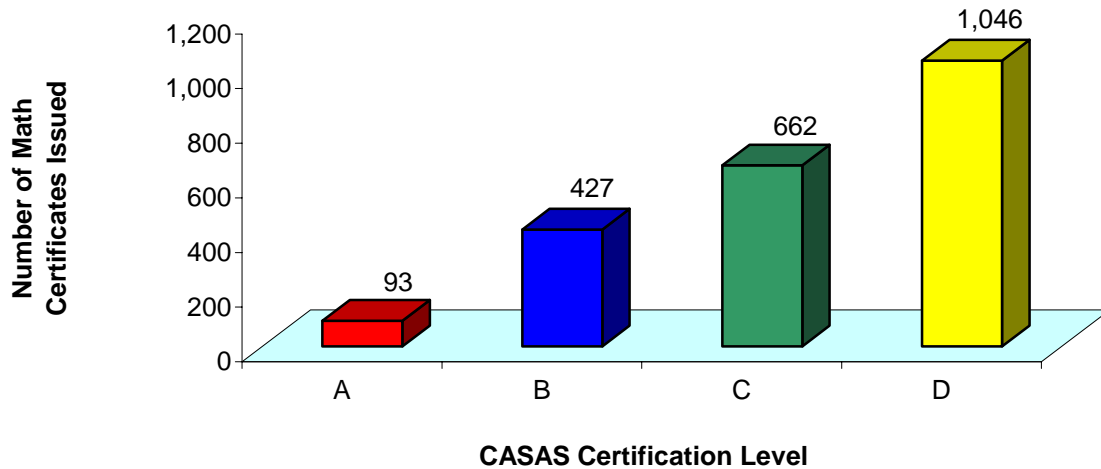
Interpretation: The highest number of certificates issued for the reading subject area was at CASAS Level D (1,158).

CASAS LEVEL	READING	
	N	%
A	541	17
B	680	21
C	819	26
D	<u>1,158</u>	<u>36</u>
Total	3,198	100

Source: Program Year 2005 Iowa Basic Skills Certification Report: Iowa Department of Education.

GRAPH 5

Number and Percent of Mathematics Certificates Issued by CASAS Certification Level for Program Year 2005



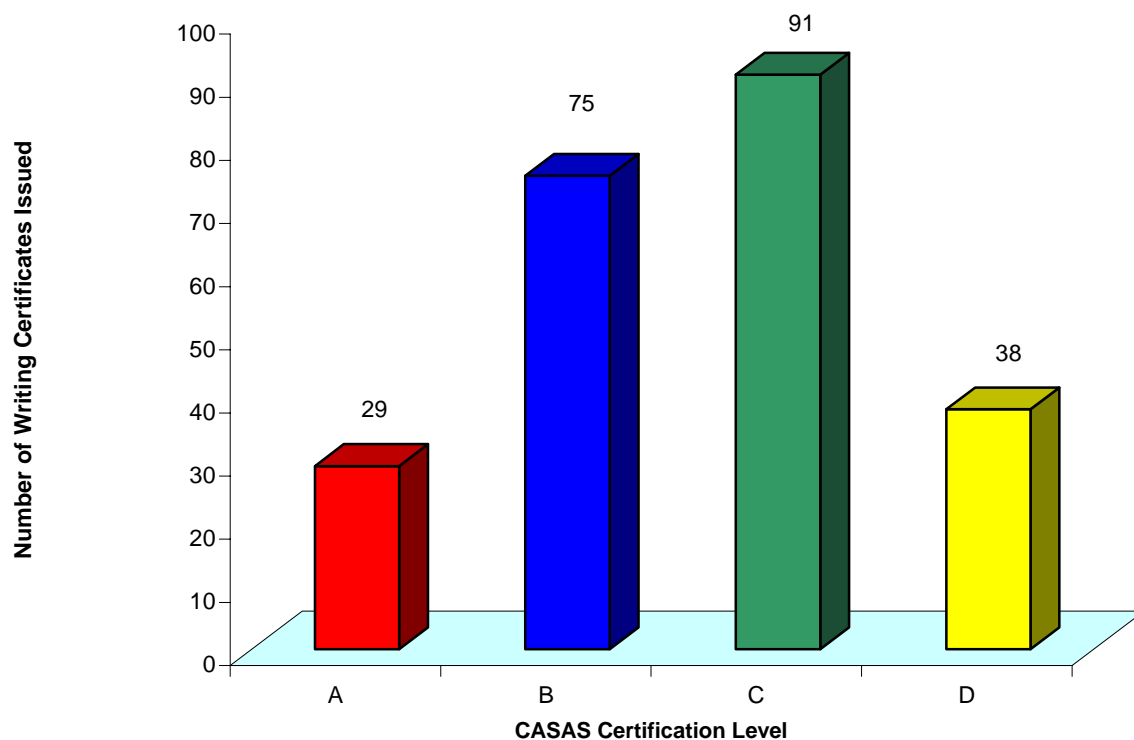
Interpretation: The highest number of certificates issued for the mathematics subject area was at CASAS Level D (1,046).

CASAS LEVEL	MATHEMATICS	
	N	%
A	93	4
B	427	19
C	662	30
D	<u>1,046</u>	<u>47</u>
Total	2,228	100

Source: Program Year 2005 Iowa Basic Skills Certification Report: Iowa Department of Education.

GRAPH 6

Number and Percent of Writing Certificates Issued by CASAS Certification Level for Program Year 2005



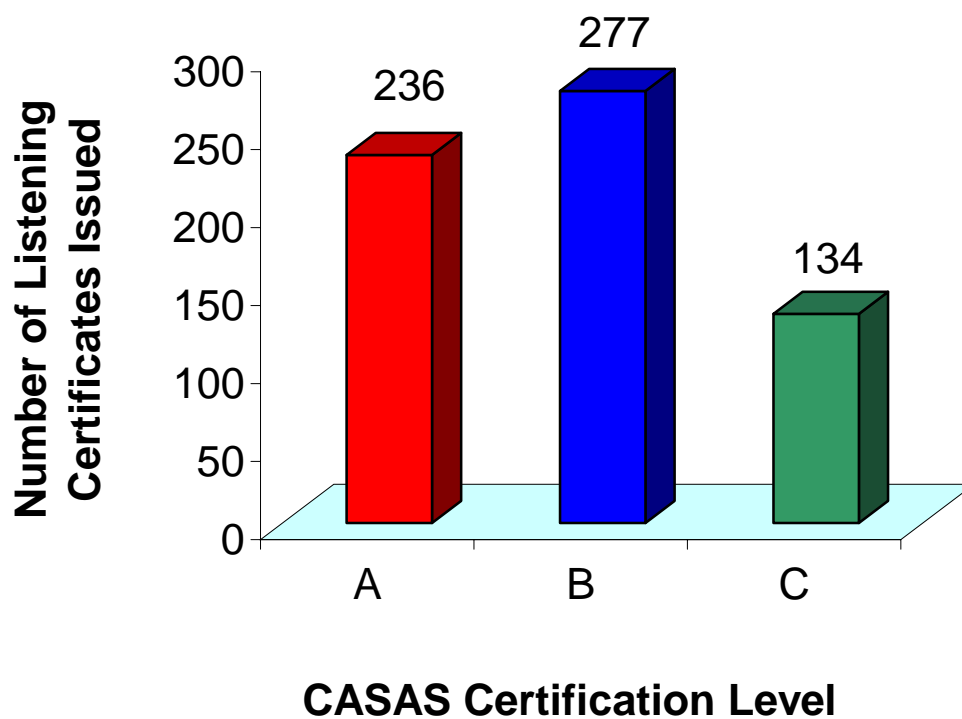
Interpretation: The highest number of certificates issued for the writing subject area was at CASAS Level C (91).

CASAS LEVEL	WRITING	
	N	%
A	29	13
B	75	32
C	91	39
D	38	16
Total	233	100

Source: Program Year 2005 Iowa Basic Skills Certification Report: Iowa Department of Education

GRAPH 7

**Number and Percent of Listening
Certificates Issued by CASAS Certification
Level for Program Year 2005**



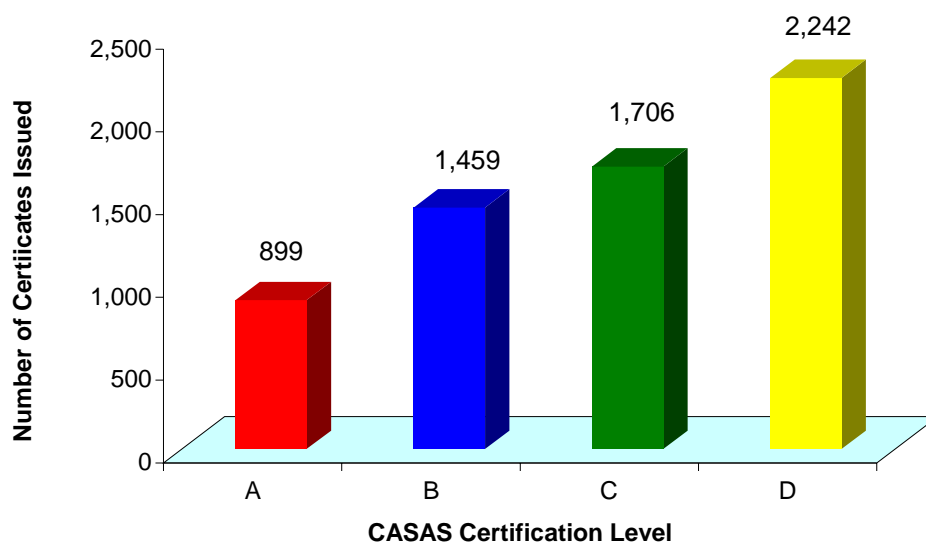
Interpretation: The highest number of certificates issued for the listening subject area was at CASAS Level B (277).

CASAS LEVEL	LISTENING	
	N	%
A	236	36
B	277	43
C	134	21
Total	647	100

Source: Program Year 2005 Iowa Basic Skills Certification Report: Iowa Department of Education.

GRAPH 8

Number of Basic Skills Certificates Issued by CASAS Certification Level for Program Year 2005



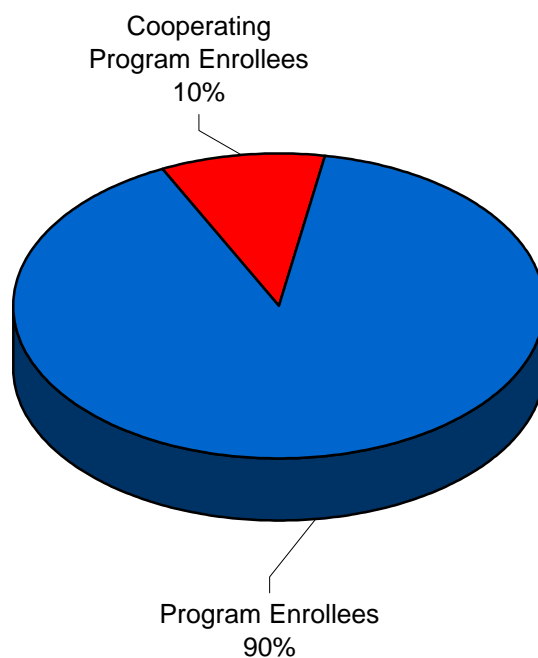
Interpretation: The highest number of certificates was issued at CASAS Certification Level D (2,242) followed by CASAS Certification Level C (1,706).

CASAS LEVEL	READING	MATHEMATICS	WRITING	LISTENING	TOTAL	PERCENT ISSUED
A	541	93	29	236	899	14
B	680	427	75	277	1,459	23
C	819	662	91	134	1,706	27
D	<u>1,158</u>	<u>1,046</u>	<u>38</u>	<u>NA</u>	<u>2,242</u>	<u>36</u>
Total	3,198	2,228	233	647	6,306	100

Source: Program Year 2005 Iowa Basic Skills Certification Report: Iowa Department of Education.

GRAPH 9

Number and Percent of Basic Skills Certificates Issued To Community College Based Adult Literacy Program Enrollees and Other Cooperating Adult Literacy Program Enrollees for Program Year 2005



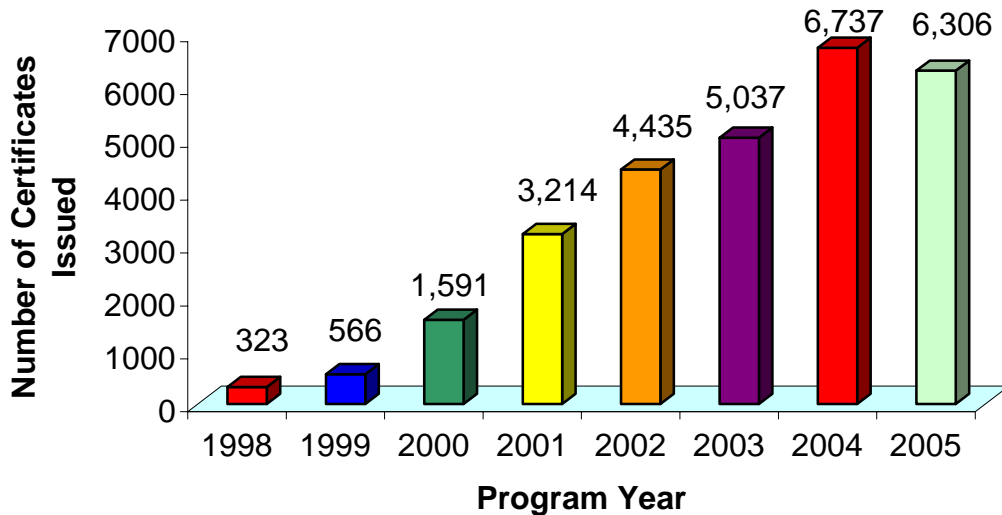
Interpretation: 90 percent of the certificates were issued to program enrollees.

PROGRAM ENROLLEES		COOPERATING PROGRAM ENROLLEES		Total
Number	Percent	Number	Percent	
5,678	90	628	10	6,306

Source: Program Years 2005 Iowa Basic Skills Certification Report: Iowa Department of Education.

GRAPH 10

Total Number of Basic Skills Certificates Issued for Program Years 1998-2005



Interpretation: A total of 6,306 basic skills certificates were awarded during Program Year 2005, which represents a 6% decrease from the number of basic skills certificates issued during Program Year 2004 (6,737). Program Year 2001 was the first year that all of Iowa's community colleges participated in the Iowa Basic Skills Certification program.

PROGRAM YEAR	NUMBER OF CERTIFICATES ISSUED	PROGRAM YEAR % INCREASE / DECREASE	NUMBER OF COMMUNITY COLLEGES PARTICIPATING
1998	323	NA	4
1999	566	75	6
2000	1,591	181	12
2001	3,214	102	15
2002	4,435	38	15
2003	5,037	14	15
2004	6,737	34	15
2005	6,306	-6	15
Total	28,209		

Source: Program Years 1998-2005 Iowa Basic Skills Certification Report: Iowa Department of Education.

OBSERVATIONS

- The Iowa Basic Skills Certification program, Iowa High School Equivalency Diploma, and Adult High School Diploma components of the community college based basic literacy skills credential program provide a comprehensive program of issuance of basic literacy skills certificates and secondary school credentials to adults lacking basic literacy skills or a traditional high school diploma;
- The basic skills certification component is the fastest growing segment of the basic literacy skills credential program.
- The Traditional High School Diploma component offers in school youth the opportunity to participate in vocational-technical programs and advanced college placement courses and obtain credit for such participation toward the completion of a high school diploma awarded by the local school district.
- The credential program documents educational gains achieved by the program participants.
- The credential program is a key indicator of program accountability.
- The number of certificates issued for CASAS Level D reading, CASAS Level D mathematics and CASAS Level D writing should be granted to adult learners preparing to take the GED 2002 test battery. The CASAS/GED correlation study documents the high GED pass rate for candidates who perform at CASAS Level D. This strategy will insure that Iowa will maintain a 94-96 GED percent pass rate given that 97 percent of the Iowa GED candidates who did not successfully complete the GED 2002 test battery did not meet the state standard on either the *Language Arts, Writing or Mathematics* subtests or a combination of the two subtests.
- The total number of basic skill certificates issued during Program Year 2005 experienced a 6% decrease over the number issued for Program Year 2004. This marks the first decrease since the basic skills certification program was initiated in Program year 1998. The main reasons for the decrease were (1) a slight decline in the total adult literacy enrollment for Program Year 2005 as compared to Program Year 2004, (2) a lack of certified readers for issuance of writing skill certificates, (3) the absence of timely post test results for the writing certificate component, and (4) decrease in state corrections education funding.
- The number of basic skill certificates issued to adult literacy program enrollees will serve as the base year for projecting the percentage increase for Program Year 2007 (July 1, 2006-June 30, 2007). The projected percentage increase will serve as the Program Year 2007 basic skill certification benchmark. [See Table 2, Column K for the number of certificates issued to adult literacy program enrollees.]