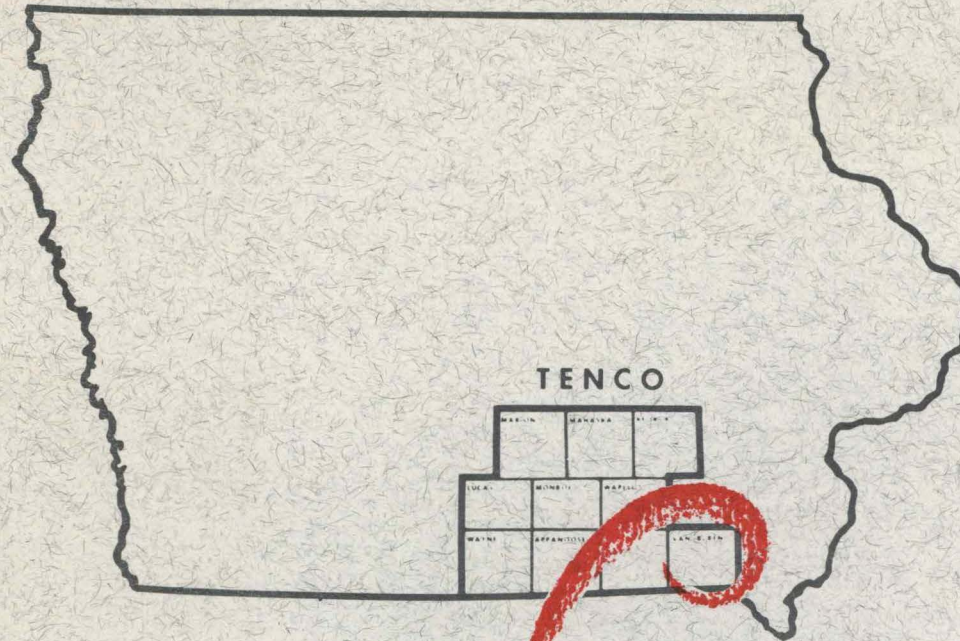


Manpower Occupational Potential Inventory

LIBRARY

Iowa Employment Security Commission
1000 East Grand Avenue
Des Moines, Iowa 50319



LIBRARY

Iowa Employment Security Commission
1000 East Grand Avenue
Des Moines, Iowa 50319

Van Buren County

PART 1

COMMUNITY DEVELOPMENT PROGRAM

331.7
IOW

IOWA EMPLOYMENT SECURITY COMMISSION
IOWA STATE EMPLOYMENT SERVICE

331.7

175

Iow

Iowa Employment Security Commission

AUTHOR

Manpower Occupational Potential

TITLE

Survey - Van Buren Co.

DATE DUE

BORROWER'S NAME

DATE DUE	BORROWER'S NAME

MEMORANDUM

TO: THE PRESIDENT

FROM: [Illegible]

SUBJECT: [Illegible]

DATE: [Illegible]

[Illegible text block]

[Illegible text block]

Preface

The overall purpose of the Community Development Program of the Iowa Employment Security Commission is to provide smaller communities with assistance in planning and carrying out their economic self-improvement programs. Of course, the ultimate success of the program depends on the community and its efforts to help itself. However, through the cooperation and participation of various agencies and organizations, the smaller community can receive comprehensive assistance.

As its part in achieving the overall goal, the Iowa Employment Security Commission offers a broad range of service geared to meet the needs of the particular community. These services are designed to aid the community by

1. Determining the current and potential manpower resources of the area.
2. Assisting in evaluating the overall economic resources of the area.
3. Assisting in developing a program of economic development.
4. Providing individuals with employment counseling and placement on jobs within and outside the area as well as making information on training opportunities and labor market facts available.

The IESC believes that the future of our Nation and our State depends on the best utilization of all our resources. The smaller community and each one of its residents are a vital part of our complex, changing economy. Their economic security now and in the future is important not only to them but to all of us. The Iowa Employment Security Commission and its Iowa State Employment Service are happy to welcome the opportunity and challenge of working with smaller communities and their people as they chart their future.

Faint, illegible text at the top of the page, possibly a header or introductory paragraph.

Second block of faint, illegible text in the upper middle section.

Third block of faint, illegible text in the middle section.

Fourth block of faint, illegible text in the lower middle section.

Van Buren County Community Development Program

In the fall of 1962, a cooperative agreement was made by the Iowa Employment Security Commission, the Iowa Extension Service, the Iowa Development Commission and TENCO to provide assistance to rural and small labor surplus areas with lagging economies and to provide data necessary for planning and putting economic self-improvement programs into action. TENCO is a ten-county organization joined together to stimulate economic development in southeastern Iowa under the sponsorship of the Rural Area Development Program.

By joint agreement, Van Buren County was selected as the second TENCO county to participate in the program. The purpose of the program was discussed with Van Buren County civic groups, industrial leaders and the Van Buren Development Association which was later to become the program's sponsor in the county.

To conduct the Iowa Employment Security Commission's part in the program, three employment counselors were used in application taking, testing, and counseling. The staff moved from town to town to eliminate unnecessary travel by participants. During July through October, a total of 1,338 persons were interviewed. Approximately two-thirds of these persons were given the General Aptitude Test Battery and received employment counseling.

Application files used in compiling these tabulations are located in the Iowa State Employment Service office at Fairfield, Iowa.

This publication is Part I of the Community Development Program, the Manpower Occupational Potential Inventory.

Part II of the Community Development Program, the Base Economic Study, will contain a full evaluation of the Van Buren County economic situations, its problems and potential.

Faint, illegible text, possibly bleed-through from the reverse side of the page. The text is arranged in several paragraphs and is too light to transcribe accurately.

Van Buren County
Manpower Occupational Potential Inventory

The Manpower Occupational Potential Inventory presents five tabulations outlining the occupational potential of Van Buren County residents.


In Tabulation No. 1, Applicant File by Primary Occupation, Sex, and Age, Van Buren County participants are classified according to Volume I of the Dictionary of Occupational Titles. Entry applicants are participants who had insufficient or no actual work experience and could not be assigned a primary occupational code.

In Tabulation No. 2, Occupations for Which Applicants Show Potential by Sex, the total picture of all the applicants skills and abilities are expressed by occupational potential. Part IV of the Dictionary of Occupational Titles was used exclusively and through interviewing in depth, primary occupational codes were converted into potential code or codes for which the applicant qualified. Additional potential skills of workers who had a primary occupational code were determined through General Aptitude Test Battery. Applicants with insufficient or no work experience were classified according to their various potential fields of work. Since many workers have more than one potential, there are more occupational codes than actual applicants and the total number of persons potentially qualified for each field of work is pointed out.

In Tabulation No. 3, Applicant File by Highest Potential, the highest potential code of each individual is tallied to avoid the double counting necessary in Tabulation No. 2.

In Tabulation No. 4, Applicants' Occupational Potential for Employment in Selected Industries, applicants are listed only one in each industrial category. However, each applicant is counted in all industrial categories in which he shows qualifications. Proper usage of this tabulation should result in the full utilization of the human resources of the area. Selected material working industries are metal, wood, stone and glass, plastic and paint, fabric, leather and related, paper, food and electrical.

In Tabulation No. 5, Supplemental Information shows the desired work shifts of the employed and unemployed; the hourly wage received on the last job by the employed and unemployed by sex; the mobility of the workforce by sex, marital status and home ownership; and the educational attainment of the applicants.



Highlights of the Van Buren County
Manpower Occupational Potential Inventory

Employment Status: During the survey period, a total of 652 workers---445 Women and 207 Men--- were not employed.

Of the 686 who were employed at the time of the survey 256 were earning \$1.25 an hour or less.

Mobile Work Force: A willingness to travel at least 25 miles a day for a job was indicated by 812 workers while 68 workers would travel 50 miles a day and 458 workers would be willing to work any place in Southeast Iowa.

Desired Work Shift: Willingness to work on any shift was indicated by 291 of the employed group and 259 of the unemployed group.


Preference for the day shift was indicated by 333 of the employed workers and 379 of the unemployed workers.

Educational Level: Among the survey participants, 188 persons had an education beyond the high school level while 742 had finished the 11th or 12th years of high school. Another 276 had completed 9 or 10 years of high school and 132 had an eighth grade education or less.

Labor Potential
At the Skilled and
Semi-Skilled Level
for Selected
Industries :

	<u>Total</u>	<u>Men</u>	<u>Women</u>
Metal Working	996	558	438
Wood Working	952	514	438
Stone & Glass Working	986	553	433
Plastic & Paint Working	931	501	430
Fabric, Leather & Related	789	359	430
Paper Working	722	305	417
Food Working	727	298	429
Electrical Working	735	323	412

See Tabulations 4 & 5



Explanation of Entry Classifications

This is an explanation which delineates the major occupational groups for entry classifications used in Tabulations 1, 2, 3 and 4 of this report.

0-X PROFESSIONAL, TECHNICAL AND MANAGERIAL WORK:

Persons having the qualifications necessary for entry into work requiring the capacity to acquire and apply special knowledges involved in artistic creation, entertainment, social service work, teaching, scientific study, research, engineering, law, business relations or management.

1-X CLERICAL AND SALES WORK:

Persons having the qualifications necessary for entry into work involving recording, transcribing, composing, compiling, transmitting and systematizing written communications and records, computing or compiling mathematical or statistical data, or dealing with the public in business situations to effect sales, give information, or perform other commercial or administrative services.

2-X SERVICE WORK:

Persons having the qualifications necessary for entry into work that involves ministering to the needs of others in preparing food, serving meals, caring for children and in other types of personal service activities.

3-X AGRICULTURAL, MARINE AND FORESTRY WORK:

Persons having the qualifications necessary for entry work involving the raising and harvesting of crops; the breeding, care, catching and hunting of fish and other animals; the handling of boats; the preservation of forest; the gathering of forest products and other related outdoor activities.

4-X MECHANICAL WORK:

Persons having the qualifications necessary for entry into work in which the independent judgment of the worker determines the machine and manual operations to be performed in obtaining the proper form, quality and quantity of material to be produced. Workers may be required to lay out work; to estimate quality, suitability, and needed quantities of materials; to make precise measurements; to read blueprints or other specifications; and to make necessary computations or mechanical adjustments to control or regulate processes.

6-X MANUAL WORK:

Persons having the qualifications necessary for entry into work in which the form, quality and quantity of the work depend primarily on prescribed methods and on the performance of machines or equipment or on the use of hands or hand tools. Workers may be required to observe the operation of machines, feed machines and to perform other repetitive and physical tasks.

NOTE: Both 4-X Mechanical Work and 6-X Manual Work may require alertness and facility in the use of tools, as well as other types of coordinated activity. However, in 6-X Manual Work these qualities are the primary distinguishing characteristics of applicant suitability, whereas in 4-X Mechanical Work these characteristics are secondary to the worker's ability to make decisions and exercise independent judgment, frequently in a wide variety of task situations. For these reasons an additional classification in 6-X is not normally necessary to express the qualifications of applicants who have been classified in 4-X.

MS-100W-117
10/2/11

BOND

Tabulation No. 1 - PRIMARY OCCUPATIONS OF VAN BUREN COUNTY APPLICANTS BY AGE AND SEX

October, 1963

Explanation of Tabulation I

In coding the primary occupations of Van Buren County residents, the mobile team of the Iowa State Employment Service used Part I of the Dictionary of Occupational Titles (DOT). Developed by the United States Employment Service, the DOT is considered the most comprehensive source of occupational information available. It's classification system arranges jobs in groups having common characteristics such as the type of work performed and the level of skills. Through this system, applicants with similar or related skills are grouped together.

Applicants who are fully qualified to perform in specific occupations can be classified by using Part I.

The summary tables show the totals for each of the eight major occupational groups and for entry workers.

Detailed breakdowns for each major occupational group and new entry applicants are given in the following tabulations.

Entry applicants are individuals for whom a primary occupational code could not be assigned because they had insufficient or no work experience.

SUMMARY OF
 TABULATION NO. 1 - PRIMARY OCCUPATIONS OF VAN BUREN COUNTY RESIDENTS BY AGE AND SEX
 OCTOBER 1963

PRIMARY OCCUPATIONS	T O T A L	M E N	By Age Group						W O M E N	By Age Group					
			14-24	25-34	35-44	45-54	55-64	65 & OVER		14-24	25-34	35-44	45-54	55-64	65 & OVER
			All Applicants	1338	702	244	112	136		118	71	21	636	217	103
Professional & Managerial	154	82	0	22	27	16	15	2	72	5	21	20	15	11	0
Clerical & Sales	165	35	2	6	7	12	5	3	130	16	26	45	22	18	3
Service	70	17	5	2	4	4	2	0	53	11	7	9	16	9	1
Agricultural, Fishery, Forestry & Kindred	188	186	30	32	47	45	23	9	2	0	0	0	1	0	1
Skilled	92	84	9	24	16	20	12	3	8	1	2	3	2	0	0
Semi-Skilled	159	113	35	21	35	14	7	1	46	3	8	15	17	2	1
Unskilled	34	26	6	5	0	6	7	2	8	0	2	4	1	1	0
Entry Applicants	476	159	157	0	0	1	0	1	317	181	37	46	31	18	4
Professional, Technical & Managerial	281	97	97	0	0	0	0	0	184	135	15	22	6	6	0
Clerical & Sales	137	30	29	0	0	0	0	1	107	44	19	20	14	8	2
Service	1	0	0	0	0	0	0	0	1	0	0	1	0	0	0
Agricultural, Marine & Forestry	1	0	0	0	0	0	0	0	1	0	0	0	0	1	0
Mechanical	47	29	29	0	0	0	0	0	18	2	2	2	10	1	1
Manual	9	3	2	0	0	1	0	0	6	0	1	1	1	2	1

TABULATION NO. 1 - PRIMARY OCCUPATIONS OF VAN BUREN COUNTY RESIDENTS BY AGE AND SEX

PROFESSIONAL & MANAGERIAL OCCUPATIONS	T O T A L	M E N	By Age Group						W O M E N	By Age Group					
			14-24	25-34	35-44	45-54	55-64	65 & OVER		14-24	25-34	35-44	45-54	55-64	65 & OVER
			All Applicants	1338	702	244	112	136		118	71	21	636	217	103
PROFESSIONAL & MANAGERIAL	154	82	0	22	27	16	15	2	72	5	21	20	15	11	0
Auditor	1	1						1							
Editor Newspaper	2	1						1			1				
Copywriter	1									1					
Clergyman	7	7		3	3	1									
County Agricultural Agent	1	1			1										
Home Economist	1									1					1
Civil Engineer	2	2		1				1							
Electrical Engineer	1	1				1									
Mechanical Engineer	1	1			1										
Lawyer	1	1		1											
Magistrate	1									1			1		
Librarian	1									1		1			
Teacher, Music	1									1				1	
Physician	2	2			1			1							
Case Worker	4	1						1		3		1	1		1
Teacher, Kindergarten	3									3	1	1		1	
Teacher, Grade or Grammar	29									29		11	7	7	4
Teacher, High School	14	4		1	2			1		10	1	1	5		3
Principal	5	5		2	2			1							
Teacher, Mentally Deficient	1									1				1	
Nurse, Supervisor	1									1					1
Nurse, General Duty	1									1					1
Nurse, Staff	1									1		1			
Nurse, Student	1									1		1			
Nurse, Special	1									1			1		
Nurse, Public Health	1									1			1		

PROFESSIONAL & MANAGERIAL

TABULATION NO. 1 - PRIMARY OCCUPATIONS OF VAN BUREN COUNTY RESIDENTS BY AGE AND SEX

PROFESSIONAL & MANAGERIAL OCCUPATIONS	T O T A L	M E N	By Age Group						W O M E N	By Age Group					
			14-24	25-34	35-44	45-54	55-64	65 & OVER		14-24	25-34	35-44	45-54	55-64	65 & OVER
			Soil Scientist	2	2					1	1				
Vocational Adviser	1	1		1											
Chiropractor	1	1			1										
Floral Designer	1							1	1						
Medical Technician	1							1		1					
X-Ray Technician	1							1	1						
Laboratory Assistant	1							1		1					
Laboratory Tester	1							1				1			
Laboratory Technician	1	1		1											
Surveyor	1	1		1											
Undertaker	2	2		1	1										
Abstractor	1							1		1					
Production Planner	1	1			1										
Time-Study Man	1	1		1											
Manager, Restaurant or Coffee Shop	2	1						1					1		
Manager, Retail Store	1								1				1		
Manager, Retail Automotive	2	2			1	1									
Manager, Retail Automotive Service	4	4		2		2									
Manager, Retail Food	7	7		4	2	1									
Manager, Retail Dairy Products	2	2		1	1										
Manager, Retail Drug	1	1						1							
Manager, Retail General Mdse.	2	2			1	1									
Manager, Retail Variety	1	1				1									
Manager, Retail Hardware and Farm Implements	6	6			2	4									
Manager, Retail Lumber and Building Supplies	3	3		1		1	1								
Manager, Retail Housefurnishings	1	1			1										
Manager, Retail Store N.E.C.*	2	2			1	1									

*NEC - Not elsewhere classified

PROFESSIONAL & MANAGERIAL

TABULATION NO. 1 - PRIMARY OCCUPATIONS OF VAN BUREN COUNTY RESIDENTS BY AGE AND SEX

PROFESSIONAL & MANAGERIAL OCCUPATIONS	T O T A L	M E N	By Age Group						W O M E N	By Age Group					
			14-24	25-34	35-44	45-54	55-64	65 & OVER		14-24	25-34	35-44	45-54	55-64	65 & OVER
			Buyer, Cream	1	1						1				
Buyer, Grain	3	2		1		1		1					1		
Broker	2	1			1			1			1				
Assessor	2	1			1			1			1				
President	2	2			1			1							
Treasurer	2	1					1	1					1		
Manager, Office	2	1			1			1			1				
Manager, Production	1	1					1								
Bank Cashier	1	1			1										
Manager, Locker Plant	1	1					1								
Manager, Institution	1							1					1		
Superintendent, Waterworks	1	1					1								

TABULATION NO. 1 - PRIMARY OCCUPATIONS OF VAN BUREN COUNTY RESIDENTS BY AGE AND SEX

CLERICAL & SALES OCCUPATIONS	T O T A L	M E N	By Age Group						W O M E N	By Age Group					
			14-24	25-34	35-44	45-54	55-64	65 & OVER		14-24	25-34	35-44	45-54	55-64	65 & OVER
			All Applicants	1338	702	244	112	136		118	71	21	636	217	103
CLERICAL & SALES	165	35	2	6	7	12	5	3	130	16	26	45	22	18	3
Bookkeeper II	19	4		1	1	2			15	2	2	4	3	4	
Bookkeeper III	2								2						2
Cashier I	1								1					1	
Cashier II	1								1			1			
Posting Machine Operator	2								2	1	1				
Grocery Checker	1								1		1				
Invoice-Control Clerk	1								1				1		
Clerk-General	1	1	1												
Clerk-General Office	20	2		1		1			18		5	8	4	1	
Teller, Banking	7	1						1	6	2	2	1	1		
Proofreader	3								3	1		1	1		
File Clerk I	1								1			1			
File Clerk III	3								3	1		2			
Information Clerk	1								1			1			
Receptionist	4								4	1	1	1		1	
Order Clerk II	1								1			1			
Collection Clerk	1								1				1		
Billing Machine Operator I	1								1			1			
Key-Punch-Duplicator Operator	1								1			1			
Pay Roll Clerk	1								1		1				
Post Office Clerk	14	7		1	1	2	1	2	7		1		2	4	
Mail Carrier	4	3			1	2			1			1			
Secretary	10								10	2	1	6		1	

TABULATION NO. 1 - PRIMARY OCCUPATIONS OF VAN BUREN COUNTY RESIDENTS BY AGE AND SEX

CLERICAL & SALES OCCUPATIONS	T O T A L	M E N	By Age Group						W O M E N	By Age Group					
			14-24	25-34	35-44	45-54	55-64	65 & OVER		14-24	25-34	35-44	45-54	55-64	65 & OVER
			Shipping Clerk II	2	2	1				1					
Statistical Clerk	1							1			1				
Census Taker	1							1		1					
Stenographer	2							2		1	1				
Typist	2							2	1		1				
Clerk-Typist	8							8	2	2	3			1	
Stock Clerk	2	2			2										
Telephone Operator II	3							3	1	1				1	
Station Agent I	1	1						1							
Field Contact Man	1	1		1											
Court Clerk	1							1			1				
Auctioneer	1	1					1								
Salesman, House-to-House	5							5		3	1	1			
Demonstrator	1							1	1						
Salesman, Insurance	4	3		1	1			1					1		
Sales Clerk	18	2		1				16	1	2	5	4	3	1	
Salesperson, General	2							2		1	1				
Salesperson, General Hardware	5	1					1	4			2	1	1		
Salesperson, Pet Shop	1							1				1			
Salesman, General	1	1					1								
Salesman, Foodstuffs	2	2			1	1									
Manager, Branch Store	1	1						1							

CLERICAL & SALES OCCUPATIONS

TABULATION NO. 1 - PRIMARY OCCUPATIONS OF VAN BUREN COUNTY RESIDENTS BY AGE AND SEX

SERVICE OCCUPATIONS	T O T A L	M E N	By Age Group						W O M E N	By Age Group					
			14-24	25-34	35-44	45-54	55-64	65 & OVER		14-24	25-34	35-44	45-54	55-64	65 & OVER
			All Applicants	1338	702	244	112	136		118	71	21	636	217	103
SERVICE	70	17	5	2	4	4	2	0	53	11	7	9	16	9	1
Day Worker	2								2				1	1	
Housekeeper Working	2								2		1			1	
Child Monitor	1								1	1					
Maid, Ward	1								1					1	
Cook, Combination	3								3			1		1	1
Cook, Hotel & Restaurant	9	2	1				1		7			1	5	1	
Cook, Short Order	1								1				1		
Waitress, Hotel & Restaurant	10								10	5	3		1	1	
Counterman, Lunch Room or Coffee Shop	3								3	1			1	1	
Kitchen Helper	1								1				1		
Barber	4	4		1	2			1							
Beauty Operator	11	1	1						10	2	3	4	1		
Nurse, Practical	3								3			1	2		
Nurse Aid	9								9	2		2	3	2	
Watchman I	3	3			1	1	1								
Lifeguard	2	2	2												
Guard, Institution	1	1					1								
Police Commissioner	1	1		1											
Sheriff, Deputy	2	2			1	1									
Porter II	1	1	1												

SERVICE OCCUPATIONS

TABULATION NO. 1 - PRIMARY OCCUPATIONS OF VAN BUREN COUNTY RESIDENTS BY SEX AND AGE

AGRICULTURAL, FISHERY, FORESTRY & KINDRED	T O T A L	M E N	By Age Group						W O M E N	By Age Group					
			14-24	25-34	35-44	45-54	55-64	65 & OVER		14-24	25-34	35-44	45-54	55-64	65 & OVER
			All Applicants	1338	702	244	112	136		118	71	21	636	217	103
AGRICULTURAL, FISHERY, FORESTRY & KINDRED	188	186	30	32	47	45	23	9	2	0	0	0	1	0	1
Dairyman II	1	1			1										
Farmer, General	135	133	4	24	40	38	20	7	2				1		1
Farmer, Tenant	14	14		5	5	3		1							
Farm Hand, Dairy	1	1		1											
Farm Hand, General	23	23	21	1				1							
Harvest Hand, General	1	1	1												
Farm Hand, General II	4	4	4												
Farm Hand, Livestock	1	1				1									
Fence Erector	1	1						1							
Farm Mechanic	3	3				2		1							
Grounds Keeper	1	1						1							
Hatchery Man, Poultry	2	2		1	1										
Sheep Shearer	1	1					1								

AGRICULTURAL, FISHERY,
FORESTRY & KINDRED

TABULATION NO. 1 - PRIMARY OCCUPATIONS OF VAN BUREN COUNTY RESIDENTS BY AGE AND SEX

SKILLED OCCUPATIONS	T O T A L	M E N	By Age Group						W O M E N	By Age Group					
			14-24	25-34	35-44	45-54	55-64	65 & OVER		14-24	25-34	35-44	45-54	55-64	65 & OVER
			All Applicants	1338	702	244	112	136		118	71	21	636	217	103
SKILLED	92	84	9	24	16	20	12	3	8	1	2	3	2	0	0
Butter Maker	1	1			1										
Miller I	2	2		2											
Beef Cutter	1	1						1							
Seamstress	1								1				1		
Tailor II	1								1			1			
Compositor I	3	3		2	1										
Linotype Operator	3	1			1				2	1	1				
Shoe Repairman	1	1							1						
Jeweler	1	1					1								
Machinist	1	1					1								
Tool & Die Maker	1	1						1							
Die Setter	1	1		1											
Turret-Lathe Operator	1	1						1							
Inspector	3	3	1		1	1									
Welder, Combination	1	1					1								
Wire Drawer	1	1		1											
Electrician	2	2			1	1									
Gold Pen Maker	1								1		1				
Miner	1	1						1							
Carpenter, Refrigeration	1	1							1						
Carpenter, Construction	3	3	1	1		1									
Carpenter, Finish	7	7	1	3		2		1							

SKILLED OCCUPATIONS

TABULATION NO. 1 - PRIMARY OCCUPATIONS OF VAN BUREN COUNTY RESIDENTS BY AGE AND SEX

SKILLED OCCUPATIONS	T O T A L	M E N	By Age Group						W O M E N	By Age Group					
			14-24	25-34	35-44	45-54	55-64	65 & OVER		14-24	25-34	35-44	45-54	55-64	65 & OVER
			Carpenter, Maintenance	1	1	1									
Painter	2	1					1		1			1			
Plumber	1	1		1											
Bus Driver	4	2				1	1		2			1	1		
Brakeman, Passenger Train	1	1		1											
Station Repairman	1	1				1									
Lineman	4	4		3	1										
Dry Cleaner	1	1				1									
Butcher, Meat	2	2					2								
Caterpillar, Crane Operator	1	1		1											
Power Shovel Operator	1	1		1											
Driller, Hand I	1	1			1										
Automobile Mechanic	7	7	4	2		1									
Truck Mechanic	1	1					1								
Furnace Installer & Repairman	1	1			1										
Maintenance Man, Building	5	5			1	2	2								
Maintenance Man, Factory or Mill	4	4		1		2	1								
Maintenance Mechanic II	1	1	1												
Farm Equipment Mechanic	2	2			2										
Foreman, Dairy	1	1		1											
Foreman, Grain & Feed	1	1				1									
Foreman, Grease & Tallow	1	1				1									
Foreman, Wirework	1	1			1										
Foreman, Misc. Steel	1	1				1									
Foreman, Elect. Equipment	1	1			1										
Foreman, Machine Shop	1	1			1										
Foreman, Quarry	1	1		1											
Foreman, Light, Heat & Power	1	1		1											
Highway Foreman	2	2		1		1									
Foreman, Retail Trade	1	1			1										
Maintenance Foreman	1	1			1										

SKILLED OCCUPATIONS

TABULATION NO. 1 - PRIMARY OCCUPATIONS OF VAN BUREN COUNTY RESIDENTS BY AGE AND SEX

SEMI-SKILLED OCCUPATIONS	T O T A L	M E N	By Age Group						W O M E N	By Age Group					
			14-24	25-34	35-44	45-54	55-64	65 & OVER		14-24	25-34	35-44	45-54	55-64	65 & OVER
			All Applicants	1338	702	244	112	136		118	71	21	636	217	103
SEMI-SKILLED	159	113	35	21	35	14	7	1	46	3	8	15	17	2	1
Cheese Wrapper & Packer	1								1			1			
Milk Receiver	1								1				1		
Batch Mixer, Feed & Grain	1	1			1										
Beef Boner I	1	1			1										
Sewing Machine Operator, Aircraft	1								1					1	
Sewing Machine Operator, Canvas Goods	1	1			1										
Sewing Machine Operator, Corn Prod.	1	1			1										
Sewing Machine Operator, Glove & Mitten	16								16		3	4	7	1	1
Sewing Machine Operator, Hoisery	1								1		1				
Sewing Machine Operator, House Furniture	3								3			2	1		
Sewing & Rolling Machine Operator	2								2		1	1			
Faller	1	1		1											
Furniture Assembler	1								1		1				
Cementer, Hand	1								1			1			
Glove Cutter	3	3	2		1										
Galvanizer	3	3			2			1							
Single Spindle Drill Press	1								1				1		
Lathe Operator, Automatic	2	1					1		1		1				
Welder, Bar	1	1	1												
Welder, Butt	7	7	4	2	1										

SEMI-SKILLED OCCUPATIONS

TABULATION NO. 1 - PRIMARY OCCUPATIONS OF VAN BUREN COUNTY RESIDENTS BY AGE AND SEX

SEMI-SKILLED OCCUPATIONS	T O T A L	M E N	By Age Groups						W O M E N	By Age Groups					
			14-24	25-34	35-44	45-54	55-64	65 & OVER		14-24	25-34	35-44	45-54	55-64	65 & OVER
			Welder, Spot	34	30	9	7	8		4	1	1	4		
Punch Press Operator I	1								1			1			
Forming Press Operator	6	6	2	1	2			1							
Power Shear Operator	3	3		1			2								
Trimming Press Operator	4	4	2		1	1									
Assembler III	1	1			1										
Subassembler	1	1	1												
Inspector I	1	1				1									
Pencil Assembler I	2								2	1				1	
Inspector, Pen & Pencil	2								2	1		1			
Fountain Pen Assembler	1								1	1					
Painter, Spray I	1	1	1												
Motor Grader Operator	1	1			1										
Bulldozer Operator	1	1			1										
Road-Roller Operator	1	1			1										
Roofer, Asphalt, Tar & Gravel	1	1			1										
Routeman	2	2	1		1										
Dump Truck Driver	1	1			1										
Trailer Truck Driver	1	1			1										
Truck Driver, Heavy	15	15	5	3	3	3	1								
Truck Driver, Light	4	4		1	1		2								
Presser, Machine	1								1			1			
Coat Steamer	1								1			1			
Glove Former	1	1	1												
Laundryman, Hand	1								1					1	
Automobile Service Station Attend.	11	10	4	3	2	1			1			1			
Park Caretaker	1	1						1							
Driller, Machine Quarry	1	1		1											
Booster Pump Operator	1	1				1									
Egg Candler	2								2			1		1	

SEMI-SKILLED OCCUPATIONS

TABULATION NO. 1 - PRIMARY OCCUPATIONS OF VAN BUREN COUNTY RESIDENTS BY AGE AND SEX

SEMI-SKILLED OCCUPATIONS	T O T A L	M E N	By Age Group						W O M E N	By Age Group					
			14-24	25-34	35-44	45-54	55-64	65 & OVER		14-24	25-34	35-44	45-54	55-64	65 & OVER
			Truck Mechanic Helper	1	1	1									
Tool Grinder II	1								1	1					
Rodman	1	1	1												
Electric Truck Operator	3	3	1							2					

SEMI-SKILLED OCCUPATIONS

TABULATION NO. 1 - PRIMARY OCCUPATIONS OF VAN BUREN COUNTY RESIDENTS BY AGE AND SEX

UNSKILLED OCCUPATIONS	T O T A L	M E N	By Age Group						W O M E N	By Age Group					
			14-24	25-34	35-44	45-54	55-64	65 & OVER		14-24	25-34	35-44	45-54	55-64	65 & OVER
			All Applicants	1338	702	244	112	136		118	71	21	636	217	103
UNSKILLED	34	26	6	5	0	6	7	2	8	0	2	4	1	1	0
Laborer, Grain & Feed Mill	1	1		1											
Laborer, Slaughtering & Meat Packing	1								1			1			
Turner	1	1	1												
Laborer, Glove & Mitten	1								1			1			
Laborer, Ammunition	1	1						1							
Laborer, Galvanizing	1	1		1											
Laborer, Power Press	1	1					1								
Laborer, Wirework	8	8	1				3	3	1						
Electrician Helper	1	1	1												
Laborer, Pen & Pencil	1								1			1			
Laborer, Button	1								1						1
Painter Brush	1	1						1							
Laborer, Metal Mining	1	1							1						
Laborer, Construction	5	5	1	1			2	1							
Laborer, Laundry	1								1				1		
Laborer, Retail Trade	1	1		1											
Laborer, Packing	3								3			1	2		
Laborer, Loading & Unloading	1	1		1											
Laborer, Stores	2	2	2												
Grave Digger	1	1						1							

UNSKILLED OCCUPATIONS

TABULATION NO. 1 - PRIMARY OCCUPATIONS OF VAN BUREN COUNTY RESIDENTS BY AGE AND SEX

ENTRY APPLICANTS PROFESSIONAL & MANAGERIAL OCCUPATIONS	T O T A L	M E N	By Age Group						W O M E N	By Age Group					
			14-24	25-34	35-44	45-54	55-64	65 & OVER		14-24	25-34	35-44	45-54	55-64	65 & OVER
			All Entry Applicants	476	159	157	0	0		1	0	1	317	181	37
PROFESSIONAL, TECHNICAL & MANAGERIAL	281	97	97	0	0	0	0	0	184	135	15	22	6	6	0
Artistic Work	3	1	1						2	2					
Artistic Drawing & Related	15	3	3						12	10	1	1			
Artistic Arranging	28	1	1						27	21	2	3		1	
Musical Work, Vocal	4								4	3	1				
Musical Work, Instrumental	14	4	4						10	7		1	2		
Creative Writing & Translating	6								6	4	1	1			
Copy Writing & Journalism	1	1	1												
Entertainment Work	1								1	1					
Entertainment Work, Oral	3	2	2						1	1					
Public Service Work	7	3	3						4	3	1				
Instructive Service Work	59	19	19						40	28	4	5	2	1	
General Education	8								8		2	4	1	1	
Social Service Work	5								5	4		1			
Protective Service Work	5	5	5												
Technical Work	1								1	1					
Laboratory Science Work	73	26	26						47	40	2	5			
Nursing & Medical Work	1								1			1			
Biochemical Work N.E.C.*	1	1	1												
Business Relations Work	23	13	13						10	7	2	1			
Geographical Science Work	2	2	2												
Engineering & Related	2	2*	2												
Drafting & Related	2	1	1						1	1					
Managerial Works, CAFS*	2	1	1						1	1					
Managerial Works, Personal Service	1								1		1				
Managerial Work, Geographical	5	5	5												
Managerial Work, Industrial	9	7	7						2	1				1	

*NEC - Not elsewhere classified

*CAFS - Clerical, administrative, fiscal, sales

ENTRY APPLICANTS

TABULATION NO. 1 - PRIMARY OCCUPATIONS OF VAN BUREN COUNTY RESIDENTS BY AGE AND SEX

ENTRY APPLICANTS CLERICAL & SALES; SERVICE; AGRICULTURAL, MARINE & FORESTRY OCCUPATIONS	T O T A L	M E N	By Age Group						W O M E N	By Age Group					
			14-24	25-34	35-44	45-54	55-64	65 & OVER		14-24	25-34	35-44	45-54	55-64	65 & OVER
			All Entry Applicants	476	159	157	0	0		1	0	1	317	181	37
CLERICAL & SALES	137	30	29	0	0	0	0	1	107	44	19	20	14	8	2
Computing Work	9	2	2						7	5	2				
General Recording	75	9	9						66	23	14	13	9	6	1
Typing N.E.C.*	9	1	1						8	4	1	3			
Stenographic Work	3								3	3					
Equipment & Material Checking	22	12	12						10	4	1	2	1	1	1
Routine Recording	2								2	1				1	
General Clerical Work	1								1	1					
Clerical Machine Operating	2	2	2												
General Public Contact	12	3	2					1	9	2	1	2	4		
Selling	1	1	1												
Customer Service Work	1								1	1					
SERVICE	1	0	0	0	0	0	0	0	1	0	0	1	0	0	0
Quantity Cooking	1								1			1			
AGRICULTURAL, MARINE & FORESTRY	1	0	0	0	0	0	0	0	1	0	0	0	0	1	0
Poultry Farming & Related	1								1					1	

*NEC - Not elsewhere classified


ENTRY APPLICANTS

TABULATION NO. 1 - PRIMARY OCCUPATIONS OF VAN BUREN COUNTY RESIDENTS BY AGE AND SEX

ENTRY APPLICANTS MECHANICAL & MANUAL OCCUPATIONS	T O T A L	M E N	By Age Group						W O M E N	By Age Group					
			14-24	25-34	35-44	45-54	55-64	65 & OVER		14-24	25-34	35-44	45-54	55-64	65 & OVER
			All Entry Applicants	476	159	157	0	0		1	0	1	317	181	37
MECHANICAL	47	29	29	0	0	0	0	0	18	2	2	2	10	1	1
Machine Trades	1	1	1												
Machining	5	5	5												
Mechanical Repairing	11	11	11												
Mechanical Repairing & Related	3	3	3												
Complex Machine Operating N.E.C.*	1								1		1				
Electrical Repairing	2	2	2												
Structural Crafts	3	3	3												
Structural Works, Plastic Mat.	1								1		1				
Welding & Related	2	2	2												
Bench Crafts	3	2	2						1				1		
Bench Work	4								4	2			1	1	
Fiber Working	1								1				1		
Garment & Cloth Working	7								7			1	5		1
Leather Working	1								1			1			
Inspecting & Testing	1								1				1		
Baking	1								1				1		
MANUAL	9	3	2	0	0	1	0	0	6	0	1	1	1	2	1
Hauling Machine Operator	1	1	1												
Bench Work, Assorted Mat.	1								1					1	
Bench Work, Fabric & Leather	1								1					1	
Machine Sewing	3								3			1	1		1
Fabric or Leather Working Mach. Operating	1	1				1									
Elemental Work, Medium & Heavy	1								1		1				
Misc. Physical Work	1	1	1												

*NEC - Not elsewhere classified

ENTRY APPLICANTS



TABULATION NO. 2 - OCCUPATIONS FOR WHICH APPLICANTS SHOW POTENTIAL BY SEX

October, 1963

Explanation of Tabulation No. 2

A total picture of all the applicant's skills and abilities are shown according to occupational potential in Tabulation No. 2. Through intensive interviewing primary occupational codes are converted into potential codes. By using the General Aptitude Test Battery additional potential codes are found for applicants with primary occupational codes and for entry applicants with insufficient or no work experience.

Since each applicant may have the potential to perform one or more jobs, an applicant is listed for each job for which he is potentially qualified. As a result the total number of people potentially qualified for each field of work is shown and not the actual number of applicants.

Applicants are classified according to Part IV of the Dictionary of Occupational Titles (DOT), a standard reference for listing applicants who show potential for certain fields of work but who lack fully qualifying experience or training.

Since applicants are in various stages of preparation for work, a classification system is set up to indicate the degree of preparation. The first digit in the code stands for one of the six major occupational fields. The second digit is always an X to show that it is a potential and not a primary code. A three and four-digit code classifies an applicant according to broad interests, aptitudes, leisure time activities and general training.

A five-digit code shows that the applicant has some preliminary training or work experience while a six-digit code shows that the applicant has advanced training or work experience although he still is not fully qualified.

The figures outside of the parenthesis show the total number of applicants who are in a particular classification. The figures in parenthesis show how many of the total are qualified at each level.

SUMMARY OF
 TABULATION NO. 2 - OCCUPATIONS FOR WHICH APPLICANTS SHOW POTENTIAL, BY SEX

OCCUPATIONAL FIELD	TOTAL	MEN	WOMEN
0-X Professional, Technical & Managerial Work	1,239	567	672
0-X1 Artistic Work	110	15	95
0-X2 Musical Work	36	10	26
0-X3 Literary Work	29	7	22
0-X4 Entertainment Work	4	2	2
0-X6 Public Service Work	260	86	174
0-X7 Technical Work	466	235	231
0-X8 Managerial Work	334	212	122
1-X Clerical & Sales Work	1,209	380	829
1-X1 Computing Work	37	7	30
1-X2 Recording Work	705	224	481
1-X4 General Clerical Work	39	15	24
1-X5 Public Contact Work	428	134	294
2-X Service Work	200	18	182
2-X1 Cooking	32	3	29
2-X3 Child Care	19		19
2-X5 Personal Service	149	15	134
3-X Agricultural, Marine & Forestry Work	319	295	24
3-X1 Farming	315	291	24
3-X9 Forestry Work	4	4	
4-X Mechanical Work	1,445	1,042	403
4-X2 Machine Trades	488	439	49
4-X6 Crafts	957	603	354
6-X Manual Work	447	209	238
6-X2 Observational Work	109	76	33
6-X4 Manipulative Work	317	116	201
6-X6 Elemental Work	21	17	4

TABULATION NO. 2 - OCCUPATIONAL FIELDS FOR WHICH VAN BUREN COUNTY APPLICANTS SHOW POTENTIAL, BY SEX

0-X PROFESSIONAL, TECHNICAL & MANAGERIAL	TOTAL	MEN	WOMEN
0-X1 Artistic Work	110 (4)	15 (2)	95 (2)
0-X1.2 Artistic Drawing & Related	36 (36)	6 (6)	30 (30)
0-X1.5 Artistic Arranging	70 (70)	7 (7)	63 (63)
0-X2 Musical Work	36 (1)	10	26 (1)
0-X2.5 Musical Work, Vocal	8 (8)	1 (1)	7 (7)
0-X2.6 Musical Work, Instrumental	27 (27)	9 (9)	18 (18)
0-X3 Literary Work	29 (3)	7 (1)	22 (2)
0-X3.1 Creative Writing & Translating	18 (18)	3 (3)	15 (15)
0-X3.5 Copy Writing & Journalism	8 (8)	3 (3)	5 (5)
0-X4 Entertainment Work	4 (1)	2	2 (1)
0-X4.2 Entertainment Work, Oral	3 (3)	2 (2)	1 (1)
0-X6 Public Service Work	260 (10)	86 (4)	174 (6)
0-X6.0 Instructive Service Work	193 (118)	53 (33)	140 (85)
0-X6.00 General Education	68 (68)	15 (15)	53 (53)
0-X6.01 Commercial Education	1 (1)		1 (1)
0-X6.03 Agricultural Education	3 (3)	3 (3)	
0-X6.04 Vocational Education	2 (2)	2 (2)	
0-X6.06 Physical Education & Related	1 (1)		1 (1)
0-X6.1 Social Service Work	37 (23)	11 (2)	26 (21)
0-X6.10 Social Research	1 (1)		1 (1)
0-X6.12 Social Welfare Work	6 (6)	3 (3)	3 (3)
0-X6.14 Guidance & Advisory Work	7 (7)	6 (6)	1 (1)
0-X6.2 Protective Service Work	20 (12)	18 (11)	2 (1)
0-X6.25 Protective Service Work	8 (8)	7 (7)	1 (1)

PROFESSIONAL, TECHNICAL & MANAGERIAL

TABULATION NO. 2 - OCCUPATIONAL FIELDS FOR WHICH VAN BUREN COUNTY APPLICANTS SHOW POTENTIAL, BY SEX

0-X PROFESSIONAL, TECHNICAL & MANAGERIAL	TOTAL		MEN		WOMEN	
0-X7 Technical Work	466	(4)	235	(2)	231	(2)
0-X7.0 Laboratory Science Work	225	(199)	94	(79)	131	(120)
0-X7.02 Nursing & Medical Work		11 (11)		4 (4)		7 (7)
0-X7.03 Biochemical Work, N.E.C.*		12 (12)		9 (9)		3 (3)
0-X7.04 Materials Analysis & Related		3 (3)		2 (2)		1 (1)
0-X7.1 Business Relations Work & Related	184	(165)	93	(80)	91	(85)
0-X7.11 Accounting and Related Work		7 (7)		5 (5)		2 (2)
0-X7.12 Legal Work		5 (5)		3 (3)		2 (2)
0-X7.15 Purchase and Sales Work		7 (7)		5 (5)		2 (2)
0-X7.3 Geographical Science Work	9	(7)	9	(7)		
0-X7.30 Geographical Science Work		2 (2)		2 (2)		
0-X7.4 Engineering and Related	33	(22)	30	(20)	3	(2)
0-X7.41 Industrial Engineering & Related		3 (3)		3 (3)		
0-X7.42 Structural Engineering & Related		3 (3)		3 (3)		
0-X7.44 Mechanical Engineering & Related		2 (2)		2 (2)		
0-X7.48 Electrical Engineering & Related		1 (1)		1 (1)		
0-X7.49 Technical Control Work		2 (2)		1 (1)		1 (1)
0-X7.7 Drafting and Related	11	(8)	7	(5)	4	(3)
0-X7.72 Structural Drafting & Related		1 (1)		1 (1)		
0-X7.73 Landscape Drafting & Surveying		2 (2)		1 (1)		1 (1)
0-X8 Managerial Work	334	(2)	212	(2)	122	
0-X8.1 Managerial Work (CAFS)*	155	(118)	70	(36)	85	(82)
0-X8.10 Managerial Work (CAFS)*		37 (37)		34 (34)		3 (3)
0-X8.2 Managerial Work, Personal Service	35	(29)	12	(9)	23	(20)
0-X8.25 Managerial Work, Personal Service		6 (6)		3 (3)		3 (3)

*N.E.C. - Not elsewhere classified

*CAFS - clerical, administrative, fiscal, sales

PROFESSIONAL, TECHNICAL & MANAGERIAL

TABULATION NO. 2 - OCCUPATIONAL FIELDS FOR WHICH VAN BUREN COUNTY APPLICANTS SHOW POTENTIAL, BY SEX

0-X	PROFESSIONAL, TECHNICAL & MANAGERIAL	TOTAL	MEN	WOMEN
0-X8.3	Managerial Work, Geographical	47 (45)	47 (45)	
0-X8.31	Farming Supervision & Related	2 (2)	2 (2)	
0-X8.4	Managerial Work, Industrial	95 (65)	81 (51)	14 (14)
0-X8.41	Managerial Work, Manufacturing	6 (6)	6 (6)	
0-X8.42	Managerial Work, Construction,			
	Mining & Related	8 (8)	8 (8)	
0-X8.46	Managerial Work, Processing,			
	Refining & Related	3 (3)	3 (3)	
0-X8.49	Managerial Work, Trans. & Misc.			
	Services	13 (13)	13 (13)	

PROFESSIONAL, TECHNICAL & MANAGERIAL

TABULATION NO. 2 - OCCUPATIONAL FIELDS FOR WHICH VAN BUREN COUNTY APPLICANTS SHOW POTENTIAL, BY SEX

1-X CLERICAL & SALES	TOTAL		MEN		WOMEN	
1-X1 Computing Work	37		7		30	
1-X1.1 Computing Work	37	(37)	7	(7)	30	(30)
1-X2 Recording Work	705	(7)	224	(5)	481	(2)
1-X2.0 General Recording Work	460	(460)	137	(137)	323	(323)
1-X2.2 Typing N.E.C.*	42	(42)	5	(5)	37	(37)
1-X2.3 Stenographic Work	39	(39)			39	(39)
1-X2.8 Equipment and Material Checking	130	(130)	76	(76)	54	(54)
1-X2.9 Routine Recording Work	27	(27)	1	(1)	26	(26)
1-X4 General Clerical Work	39	(1)	15		24	(1)
1-X4.0 Classifying and Related Work	25	(25)	12	(12)	13	(13)
1-X4.4 Clerical Mach. Operating N.E.C.*	11	(11)	2	(2)	9	(9)
1-X4.9 Routine Clerical Work N.E.C.*	2	(2)	1	(1)	1	(1)
1-X5 Public Contact Work	428	(6)	134	(2)	294	(4)
1-X5.0 General Public Contact Work	302	(302)	68	(68)	234	(234)
1-X5.5 Selling	56	(56)	39	(39)	17	(17)
1-X5.7 Customer Service Work	61	(61)	25	(25)	36	(36)
1-X5.9 Miscellaneous Public Contact Work	3	(3)			3	(3)

*N.E.C. - Not elsewhere Classified

CLERICAL & SALES

TABULATION NO. 2 - OCCUPATIONAL FIELDS FOR WHICH VAN BUREN COUNTY APPLICANTS SHOW POTENTIAL, BY SEX

2-X SERVICE	TOTAL		MEN		WOMEN	
2-X1 Cooking	32		3		29	
2-X1.1 Domestic Cooking	5	(5)			5	(5)
2-X1.2 Quantity Cooking	27	(27)	3	(3)	24	(24)
2-X3 Child Care	19				19	
2-X3.3 Child Care	19	(19)			19	(19)
2-X5 Personal Service	149		15		134	
2-X5.2 Food Serving & Related	18	(18)			18	(18)
2-X5.6 Adult Care	117	(117)	13	(13)	104	(104)
2-X5.9 Misc. Personal Service Work	14	(14)	2	(2)	12	(12)

TABULATION NO. 2 - OCCUPATIONAL FIELDS FOR WHICH VAN BUREN COUNTY APPLICANTS SHOW POTENTIAL, BY SEX

3-X AGRICULTURAL, MARINE & FORESTRY	TOTAL		MEN		WOMEN	
3-X1 Farming	315	(2)	291	(2)	24	
3-X1.0 General Farming	254	(26)	251	(26)	3	
3-X1.00 General Farming	228	(228)	225	(225)	3	(3)
3-X1.1 Animal Care	29	(5)	25	(5)	4	
3-X1.10 Livestock Farming (Assorted Animals)	4	(4)	4	(4)		
3-X1.11 Animal Care, Horses & Similar Animals	9	(9)	6	(6)	3	(3)
3-X1.12 Dairy Farming	2	(2)	2	(2)		
3-X1.14 Sheep or Goat Farming	2	(2)	2	(2)		
3-X1.15 Hog Raising	1	(1)	1	(1)		
3-X1.17 Poultry Farming & Related	3	(3)	2	(2)	1	(1)
3-X1.19 Miscellaneous Animal Care	3	(3)	3	(3)		
3-X1.2 Crop Farming	30	(1)	13	(1)	17	
3-X1.21 Grain and Feed Farming	5	(5)	5	(5)		
3-X1.26 Truck Farming	1	(1)			1	(1)
3-X1.28 Gardening	23	(23)	7	(7)	16	(16)
3-X9 Forestry Work	4	(1)	4	(1)		
3-X9.9 Forest Work	3	(2)	3	(2)		
3-X9.96 Lodging & Related Forest Products Work	1	(1)	1	(1)		

AGRICULTURAL, MARINE & FORESTRY

TABULATION NO. 2 - OCCUPATIONAL FIELDS FOR WHICH VAN BUREN COUNTY APPLICANTS SHOW POTENTIAL, BY SEX

4-X MECHANICAL	TOTAL		MEN		WOMEN	
4-X2 Machine Trades	488	(3)	439	(3)	49	
4-X2.0 Machining	118	(106)	83	(73)	35	(33)
4-X2.01 Metal Machining	10	(2)	10	(2)		
4-X2.010 All-Around Metal Mach.		(3)		(3)		
4-X2.011 Metal Lathe Work		(4)		(4)		
4-X2.015 Metal Precision Grinding		(1)		(1)		
4-X2.02 Wood Machining	1	(1)			1	(1)
4-X2.03 Stone or Glass Machining	1				1	
4-X2.035 Glass Grinding, Polishing & Related Fine Works		(1)				(1)
4-X2.1 Mechanical Repairing	256	(136)	254	(134)	2	(2)
4-X2.10 Mechanical Repairing & Related	120	(74)	120	(74)		
4-X2.100 All-Around Mechanical Repairing		(4)		(4)		
4-X2.102 Engine & Pump Mainten- ance Repairing		(5)		(5)		
4-X2.103 Combustion Engine Repairing		(23)		(23)		
4-X2.107 Armament Repairing		(2)		(2)		
4-X2.109 Misc. Mechanical Repairing		(12)		(12)		
4-X2.4 Complex Machine Operating	111	(62)	99	(50)	12	(12)
4-X2.48 Power Press Forming & Related	8		8			
4-X2.488 Drawing & Extruding		(1)		(1)		
4-X2.489 Misc. Press Forming		(7)		(7)		
4-X2.49 Hauling, Hoisting & Drilling Mach. Operating	41	(1)	41	(1)		
4-X2.492 Hauling Mach. Operating		(39)		(39)		
4-X2.494 Drilling Mach. Operating		(1)		(1)		

TABULATION NO. 2 - OCCUPATIONAL FIELDS FOR WHICH VAN BUREN COUNTY APPLICANTS SHOW POTENTIAL, BY SEX

4-X MECHANICAL	TOTAL	MEN	WOMEN
4-X6 Crafts	957 (9)	603 (9)	354
4-X6.1 Electrical Repairing	111 (77)	109 (76)	2 (1)
4-X6.18 Electrical Repairing	34 (15)	33 (15)	1
4-X6.181 Electrical Wiring and Related	(15)	(14)	(1)
4-X6.183 Electrical Equipment Repairing	(2)	(2)	
4-X6.185 Radio Repairing & Related	(1)	(1)	
4-X6.188 Electrical Power-Plant Operation Repairing	(1)	(1)	
4-X6.2 Structural Crafts	354 (177)	339 (169)	15 (8)
4-X6.20 Structural Work, Assorted Mat.	62 (38)	62 (38)	
4-X6.209 Misc. Structural Crafts	(24)	(24)	
4-X6.21 Metal Structural Work	3 (1)	3 (1)	
4-X6.217 Plumbing & Related	(2)	(2)	
4-X6.22 Wood Structural Work	53 (27)	53 (27)	
4-X6.220 Wood Structural Work (Carpentry)	(26)	(26)	
4-X6.23 Structural Work, Stone or Glass	4	4	
4-X6.232 Bricklaying	(3)	(3)	
4-X6.233 Glass or Tile Setting	(1)	(1)	
4-X6.24 Structural Work (Plastic Mat.)	15 (8)	8 (4)	7 (4)
4-X6.246 Structural Painting & Related, Brush or Spray	(7)	(4)	(3)

TABULATION NO. 2 - OCCUPATIONAL FIELDS FOR WHICH VAN BUREN COUNTY APPLICANTS SHOW POTENTIAL, BY SEX

4-X MECHANICAL	TOTAL	MEN	WOMEN
4-X6.28 Welding and Related	37 (14)	37 (14)	
4-X6.280 Combination Welding	(12)	(12)	
4-X6.281 Arc Welding	(10)	(10)	
4-X6.283 Gas Welding	(1)	(1)	
4-X6.29 Excavating, Mining, Grading & Related	3	3	
4-X6.295 Blasting, Excavating & Mining	(3)	(3)	
4-X6.3 Bench Crafts	364 (174)	96 (51)	268 (123)
4-X6.30 Bench Work, Assorted Mat.	1 (1)	1 (1)	
4-X6.31 Metal Bench Work	11 (1)	10	1 (1)
4-X6.310 Mech. or Metal Unit Assembling & Related	(1)	(1)	
4-X6.313 Sheet Metal Work (Shop)	(2)	(2)	
4-X6.315 Grinding and Tool Dressing	(5)	(5)	
4-X6.318 Metal Forming	(2)	(2)	
4-X6.32 Wood Bench Work	15 (14)	15 (14)	
4-X6.320 All-Around Cabinet Pattern or Model Making	(1)	(1)	
4-X6.33 Bench Work, Stone, Glass or Jewels	1 (1)		1 (1)
4-X6.34 Bench Work, Plastic Materials	2 (1)	1	1 (1)
4-X6.348 Plastic Mat. Forming	(1)	(1)	
4-X6.35 Bench Work, Fabric, Leather & Related	144 (60)	6 (2)	138 (58)
4-X6.351 Fiber Working	(10)		(10)
4-X6.352 Garment & Cloth Working	(67)		(67)
4-X6.353 Upholstering	(2)		(2)
4-X6.355 Leather Working	(5)	(4)	(1)

MECHANICAL

TABULATION NO. 2 - OCCUPATIONAL FIELDS FOR WHICH VAN BUREN COUNTY APPLICANTS SHOW POTENTIAL, BY SEX

4-X MECHANICAL	TOTAL	MEN	WOMEN
4-X6.37 Bench Work, Foods & Related	9 (1)	8 (1)	1
4-X6.376 Meat Dressing	(8)	(7)	(1)
4-X6.38 Inspecting & Testing	7 (2)	4	3 (2)
4-X6.381 Close Visual Inspection	(2)	(1)	(1)
4-X6.385 Dimensional Inspecting	(3)	(3)	
4-X6.5 Graphic Art Work	38 (25)	19 (9)	19 (16)
4-X6.50 Art Work, Brush, Spray, Pen, Stylus & Related	4	2	2
4-X6.506 Art Work, Brush, Spray or Pen	(3)	(2)	(1)
4-X6.508 Engraving & Related	(1)		(1)
4-X6.56 Type Setting & Related	8	7	1
4-X6.567 Type Setting Machine	(3)	(2)	(1)
4-X6.568 Hand Composing	(5)	(5)	
4-X6.58 Photographic Work	1 (1)	1 (1)	
4-X6.6 Processing	81 (65)	31 (24)	50 (41)
4-X6.61 Metal Processing	1	1	
4-X6.611 Plating, Metallic Solutions	(1)	(1)	
4-X6.64 Processing, Plastic Mat. & Paint	1	1	
4-X6.641 Mixing, Compounding, Extracting Plastic Mat. & Paint	(1)	(1)	
4-X6.65 Processing, Fabric, Leather & Related	1	1	
4-X6.651 Fabric & Leather Treating Dyeing & Related	(1)	(1)	
4-X6.67 Processing Foods & Related	13 (4)	4	9 (4)
4-X6.671 Mixing, Compounding & Cooking Foods & Related	(3)	(3)	
4-X6.675 Baking	(6)	(1)	(5)

TABULATION NO. 2 - OCCUPATIONAL FIELDS FOR WHICH VAN BUREN COUNTY APPLICANTS SHOW POTENTIAL, BY SEX

6-X	MANUAL	TOTAL	MEN	WOMEN		
6-X2	Observational Work	109	(1)	76	(1)	33
	6-X2.2 Structural Equipment Tending	4	(2)	4	(2)	
	6-X2.29 Property & Equipment Watching	2		2		
	6-X2.290 Property & Equipment Watching		(2)		(2)	
	6-X2.3 Inspecting & Testing	29	(23)	7	(7)	22 (16)
	6-X2.38 Inspecting & Testing	6	(1)			6 (1)
	6-X2.381 Simple Visual Inspect.		(5)			(5)
	6-X2.4 Machine Tending N.E.C.*	58	(9)	51	(4)	7 (5)
	6-X2.40 Mach. Tending, Assorted Mat.	2		2		
	6-X2.409 Misc. Mach. Tending		(2)		(2)	
	6-X2.41 Metal Working Mach. Tending	5		3		2
	6-X2.411 Metal Turning		(1)		(1)	
	6-X2.412 Metal Milling		(1)			(1)
	6-X2.414 Metal Boring, Drilling		(1)			(1)
	6-X2.419 Misc. Metal Working, Mach. Tending		(2)		(2)	
	6-X2.49 Hauling, Hoisting & Drilling Machine Operating	42	(3)	42	(3)	
	6-X2.492 Hauling Mach. Operating		(37)		(37)	
	6-X2.493 Hoisting Mach. Operating		(2)		(2)	
	6-X2.6 Processing Equipment Tending	17	(8)	13	(4)	4 (4)
	6-X2.60 Non-Metal Proc. Equip. Tending	4		4		
	6-X2.601 Non-Metal Mixing Compounding, Extracting		(4)		(4)	
	6-X2.61 Metal Proc. Equip. Tending	5		5		
	6-X2.611 Pickling & Related		(5)		(5)	

*N.E.C. - Not elsewhere classified

MANUAL

TABULATION NO. 2 - OCCUPATIONAL FIELDS FOR WHICH VAN BUREN COUNTY APPLICANTS SHOW POTENTIAL, BY SEX


6-X MANUAL	TOTAL	MEN	WOMEN
6-X4 Manipulative Work	317	116	201
6-X4.2 Structural Work	29 (9)	29 (9)	
6-X4.21 Metal Structural Work	1 (1)	1 (1)	
6-X4.22 Wood Structural Work	3 (3)	3 (3)	
6-X4.24 Structural Work, Plastic Mat. & Paint	7 (1)	7 (1)	
6-X4.246 Rough Structural Painting	(6)	(6)	
6-X4.28 Welding & Riveting	8	8	
6-X4.281 Welding & Relating	(8)	(8)	
6-X4.29 Excavating, Mining, Grading & Relat.	1	1	
6-X4.294 Rough Drilling, Jackhammer	(1)	(1)	
6-X4.3 Bench Work	260 (47)	66 (16)	194 (31)
6-X4.30 Bench Work, Assorted Mat.	10 (3)	1	9 (3)
6-X4.308 Electrical Unit Assembling	(1)	(1)	
6-X4.309 Misc. Bench Work	(6)		(6)
6-X4.31 Metal Bench Work	40 (2)	36 (2)	4
6-X4.318 Bench Welding, Small Parts	(36)	(32)	(4)
6-X4.319 Misc. Metal Working	(2)	(2)	
6-X4.32 Wood Bench or Shop Work	1		1
6-X4.320 Wood Unit Assembling	(1)		(1)
6-X4.33 Bench Work, Stone, Glass or Jewels	1	1	
6-X4.335 Small Stone or Glass Grinding	(1)	(1)	
6-X4.34 Bench Work, Plastic Mat. & Paint	3 (1)	3 (1)	
6-X4.346 Simple Shop Painting	(2)	(2)	

TABULATION NO. 2 - OCCUPATIONAL FIELDS FOR WHICH VAN BUREN COUNTY APPLICANTS SHOW POTENTIAL, BY SEX

6-X MANUAL	TOTAL	MEN	WOMEN
6-X4.35 Bench Work, Fabricated Leather and Related	156 (12)	8	148 (12)
6-X4.352 Machine Sewing	(135)	(3)	(132)
6-X4.356 Fabric or Leather Cutting	(4)	(3)	(1)
6-X4.358 Fabric or Leather Forming and Shaping	(2)	(1)	(1)
6-X4.359 Misc. Fabric or Leather Working	(3)	(1)	(2)
6-X4.37 Bench Work, Foods & Related	2	1	1
6-X4.376 Routine Meat Dressing	(1)	(1)	
6-X4.379 Misc. Food Handling & Related	(1)		(1)
6-X4.4 Machine Operating Manipulative	26 (4)	20 (3)	6 (1)
6-X4.41 Metal Working Mach. Operating	10 (1)	8 (1)	2
6-X4.415 Metal Grinding or Polishing Mach. Operating	(2)	(1)	(1)
6-X4.419 Misc. Metal Working Mach. Operating	(7)	(6)	(1)
6-X4.43 Stone or Glass Working Mach. Oper.	1 (1)		1 (1)
6-X4.44 Plastic Working Mach. Operating	1	1	
6-X4.449 Misc. Plastic Working Mach. Operating	(1)	(1)	
6-X4.45 Fabric or Leather Working Mach. Operating	3 (1)	1 (1)	2
6-X4.457 Fabric or Leather Press.	(2)		(2)
6-X4.48 Press Forming & Related	7 (1)	7 (1)	
6-X4.489 Misc. Press Forming	(6)	(6)	

TABULATION NO. 2 - OCCUPATIONAL FIELDS FOR WHICH VAN BUREN COUNTY APPLICANTS SHOW POTENTIAL, BY SEX

6-X MANUAL	TOTAL	MEN	WOMEN
6-X4.6 Processing	2	1	1
6-X4.65 Processing Fabric, Leather & Rel.	1		1
6-X4.651 Fabric & Leather Treating Dyeing & Related	(1)		(1)
6-X4.67 Processing, Foods & Related	1	1	
6-X4.676 Slaughtering & Meat Pack.	(1)	(1)	
6-X6 Elemental Work	21	17	4
6-X6.1 Elemental Work, Light	3	3	(1)
6-X6.10 Elemental Work, Light	2	2	(2)
6-X6.6 Elemental Work, Medium & Heavy	18	14	4
6-X6.62 Elemental Service Work	6	3	3
6-X6.63 Elemental Farm Work	1	1	(1)
6-X6.69 Misc. Physical Work	9	9	(9)



Tabulation No. 3 - VAN BUREN COUNTY APPLICANTS BY THEIR HIGHEST OCCUPATIONAL POTENTIAL
October 1963

Explanation of Tabulation No. 3

Each applicant is listed according to his highest potential.
Unlike Tabulation No. 2, an applicant is listed only once.

SUMMARY OF
 TABULATION NO. 3 - VAN BUREN COUNTY APPLICANTS BY THEIR HIGHEST OCCUPATIONAL POTENTIAL

OCCUPATIONAL FIELD	TOTAL	MEN	WOMEN
Total Applicants	1,338	702	636
0-X Professional, Technical & Managerial	699	339	360
1-X Clerical & Sales	383	158	225
2-X Service	2	0	2
4-X Mechanical	211	180	31
6-X Manual	43	25	18

TABULATION NO. 3 - VAN BUREN COUNTY APPLICANTS BY THEIR HIGHEST OCCUPATIONAL POTENTIAL

OCCUPATIONAL FIELD	TOTAL	MEN	WOMEN
Total Applicants	1,338	702	636
0-X PROFESSIONAL, TECHNICAL & MANAGERIAL	699	339	360
0-X1. Artistic Work	4	2	2
0-X1.2 Artistic Drawing & Related	36	6	30
0-X1.5 Artistic Arranging	70	7	63
0-X2. Musical Work	1		1
0-X2.5 Musical Work, Vocal	8	1	7
0-X2.6 Musical Work, Instrumental	22	8	14
0-X3. Literary Work	3	1	2
0-X3.1 Creative Writing & Translating	16	3	13
0-X3.5 Copy Writing & Journalism	5	2	3
0-X4. Entertainment Work	1		1
0-X4.2 Entertainment Work, Oral	3	2	1
0-X6. Public Service Work	9	4	5
0-X6.0 Instructive Service Work	90	30	60
0-X6.00 General Education	50	12	38
0-X6.01 Commercial Education	1		1
0-X6.03 Agricultural Education	3	3	
0-X6.04 Vocational Education	1	1	
0-X6.1 Social Service Work	9		9
0-X6.12 Social Welfare Work	2	1	1
0-X6.14 Guidance & Advisory Work	4	3	1
0-X6.2 Protective Service Work	10	10	
0-X6.25 Protective Service Work	6	6	

PROFESSIONAL, TECHNICAL & MANAGERIAL

TABULATION NO. 3 - VAN BUREN COUNTY APPLICANTS BY THEIR HIGHEST OCCUPATIONAL POTENTIAL

OCCUPATIONAL FIELD	TOTAL	MEN	WOMEN
0-X7. Technical Work	3	2	1
0-X7.0 Laboratory Science Work	113	57	56
0-X7.02 Nursing & Medical Work	9	4	5
0-X7.03 Biochemical Work, N.E.C.*	6	4	2
0-X7.04 Materials Analysis	1	1	
0-X7.1 Business Relations Work	75	51	24
0-X7.11 Accounting	6	4	2
0-X7.12 Legal Work	3	3	
0-X7.15 Purchase & Sales Work	1	1	
0-X7.3 Geographical Science Work	4	4	
0-X7.30 Geographical Science Work	2	2	
0-X7.4 Engineering & Related	4	4	
0-X7.41 Industrial Engineering	2	2	
0-X7.42 Structural Engineering	2	2	
0-X7.44 Mechanical Engineering	2	2	
0-X7.48 Electrical Engineering	1	1	
0-X7.49 Technical Control Work	1	1	
0-X7.7 Drafting & Related	4	3	1
0-X7.72 Structural Drafting	1	1	
0-X7.73 Landscape Drafting & Surveying	1	1	
0-X8.1 Managerial Work, CAFS*	16	8	8
0-X8.10 Managerial Work, CAFS*	26	25	1
0-X8.2 Managerial Work, Personal Service	6	3	3
0-X8.25 Managerial Work, Personal Service	2		2
0-X8.3 Managerial Work, Geographical	9	9	
0-X8.31 Farming Supervision	1	1	
0-X8.4 Managerial Work, Industrial	23	20	3
0-X8.41 Managerial Work, Manufacturing	4	4	
0-X8.42 Managerial Work, Construction & Mining	6	6	
0-X8.46 Managerial Work, Processing	1	1	
0-X8.49 Managerial Work, Transportation & Misc. Services	10	10	

*N.E.C. - Not elsewhere classified

*CAFS - clerical, administrative, fiscal, sales

PROFESSIONAL, TECHNICAL & MANAGERIAL

TABULATION NO. 3 - VAN BUREN COUNTY APPLICANTS BY THEIR HIGHEST OCCUPATIONAL POTENTIAL

OCCUPATIONAL FIELD	TOTAL	MEN	WOMEN
Total Applicants	1,338	702	636
1-X CLERICAL & SALES	383	158	225
1-X1.1 Computing Work	23	3	20
1-X2. Recording Work	4	4	
1-X2.0 General Recording Work	184	55	129
1-X2.2 Typing, N.E.C.*	16	4	12
1-X2.3 Stenographic Work	10		10
1-X2.8 Equipment & Material Checking	79	51	28
1-X2.9 Routine Recording Work	2		2
1-X4. General Clerical Work	1		1
1-X4.0 Classifying & Related Works	7	5	2
1-X4.4 Clerical Machine Operating, N.E.C.*	2	2	
1-X4.9 Routine Clerical Work, N.E.C.*	1	1	
1-X5.0 General Public Contact Work	35	17	18
1-X5.5 Selling	7	7	
1-X5.7 Customer Service Work	12	9	3

*N.E.C. - Not elsewhere classified

CLERICAL & SALES

TABULATION NO. 3 - VAN BUREN COUNTY APPLICANTS BY THEIR HIGHEST OCCUPATIONAL POTENTIAL

OCCUPATIONAL FIELD	TOTAL	MEN	WOMEN
Total Applicants	1,338	702	636
2-X SERVICE	2	0	2
2-X5.6 Adult Care	2		2
4-X MECHANICAL	211	180	31
4-X2. Machine Trades	2	2	
4-X2.0 Machining	30	29	1
4-X2.01 Metal Machining	1	1	
4-X2.010 All-Around Metal Machining	1	1	
4-X2.011 Metal Lathe Work	1	1	
4-X2.015 Metal Precision Grinding	1	1	
4-X2.1 Mechanical Repairing	34	34	
4-X2.10 Mechanical Repairing	25	25	
4-X2.100 All-Around Mechanical Repairing	4	4	
4-X2.103 Combustion Engine Repairing	8	8	
4-X2.107 Armament Repairing	1	1	
4-X2.109 Miscellaneous Mechanical Repairing	3	3	
4-X2.4 Complex Machine Operating, N.E.C.*	5	3	2
4-X2.489 Miscellaneous Press Forming	3	3	
4-X2.492 Hauling Machine Operating	14	14	

*N.E.C. - Not elsewhere classified

SERVICE & MECHANICAL


TABULATION NO. 3 - VAN BUREN COUNTY APPLICANTS BY THEIR HIGHEST OCCUPATIONAL POTENTIAL

OCCUPATIONAL FIELD	TOTAL	MEN	WOMEN
4-X6. Crafts	2	2	
4-X6.1 Electrical Repairing	3	3	
4-X6.18 Electrical Repairing	1	1	
4-X6.181 Electrical Wiring	1	1	
4-X6.2 Structural Crafts	10	10	
4-X6.20 Structural Works, Assorted Materials	5	5	
4-X6.209 Miscellaneous Structural Crafts	2	2	
4-X6.22 Structural Work, Wood	5	5	
4-X6.220 Wood Structural Works	5	5	
4-X6.24 Structural Work, Plastic Materials	2	1	1
4-X6.246 Structural Painting	2	1	1
4-X6.28 Welding & Related	1	1	
4-X6.280 Combination Welding	1	1	
4-X6.281 Arc Welding	2	2	
4-X6.295 Blasting, Excavating, Mining	2	2	
4-X6.3 Bench Crafts	9	3	6
4-X6.315 Grinding & Tool Dressing	1	1	
4-X6.32 Bench Work, Wood	1	1	
4-X6.34 Bench Work, Plastic Materials	1		1
4-X6.348 Plastic Material Forming	1	1	
4-X6.35 Bench Work, Fabric, Leather & Related	6	1	5
4-X6.351 Fiber Working	3		3
4-X6.352 Garment & Cloth Working	5		5
4-X6.353 Upholstering	1		1
4-X6.37 Bench Work, Foods & Related	1	1	
4-X6.38 Inspecting & Testing	1		1
4-X6.567 Type Setting Machine	1		1
4-X6.6 Processing	1		1
4-X6.67 Processing, Foods & Related	2		2

MECHANICAL

TABULATION NO. 3 - VAN BUREN COUNTY APPLICANTS BY THEIR HIGHEST OCCUPATIONAL POTENTIAL

OCCUPATIONAL FIELD	TOTAL	MEN	WOMEN
Total Applicants	1,338	702	636
6-X MANUAL	43	25	18
6-X2.3 Inspecting & Testing	1	1	
6-X2.381 Simple Visual Inspecting	1		1
6-X2.419 Misc. Metal Working Machine Tending	1	1	
6-X2.492 Hauling Machine Operating	7	7	
6-X2.611 Pickling & Related	1	1	
6-X4.281 Welding & Related	2	2	
6-X4.3 Bench Work, Assembling & Related	1		1
6-X4.30 Bench Work, Assorted Materials	1		1
6-X4.309 Misc. Bench Work	1		1
6-X4.318 Bench Welding	5	4	1
6-X4.319 Misc. Metal Working	1	1	
6-X4.35 Bench Work, Fabric, Leather & Related	1		1
6-X4.352 Machine Sewing	8	1	7
6-X4.379 Misc. Food Handling & Related	1		1
6-X4.419 Misc. Metal Working Machine Operating	1	1	
6-X4.489 Misc. Press Forming	1	1	
6-X6.1 Elemental Work, Light	1	1	
6-X6.6 Elemental Work, Medium & Heavy	2	1	1
6-X6.62 Elemental Service Work	3		3
6-X6.69 Misc. Physical Work	3	3	



Tabulation No. 4 - VAN BUREN COUNTY APPLICANTS' OCCUPATIONAL POTENTIAL FOR MATERIAL WORKING

October, 1963

Explanation of Tabulation No. 4

The potential skills of Van Buren County applicants are related to specific industries in this tabulation. Applicants are classified in the specific industry according to major fields of work. The total number of potential workers has been broken down to show the number of men and women.

SUMMARY OF
TABULATION NO. 4 - VAN BUREN COUNTY APPLICANTS' OCCUPATIONAL POTENTIAL FOR MATERIAL WORKING

OCCUPATIONAL FIELD	TOTAL	MEN	WOMEN
Metal Working	996	558	438
Wood Working	952	514	438
Stone and Glass Working	986	553	433
Plastic and Paint Working	931	501	430
Fabric, Leather & Related Materials Working	789	359	430
Paper Working	722	305	417
Food Working	727	298	429
Electrical Working	735	323	412

TABULATION NO. 4 - VAN BUREN COUNTY APPLICANTS' OCCUPATIONAL POTENTIAL FOR MATERIAL WORKING
October 1963

Occupational Field	Metal Working			Wood Working			Stone and Glass Working			Plastic and Paint Working		
	Tot.	M	F	Tot.	M	F	Tot.	M	F	Tot.	M	F
Total Applicants	996	558	438	952	514	438	986	553	433	931	501	430
<u>Managerial</u>	84	70	14	84	70	14	84	70	14	84	70	14
0-X8.4 Managerial Work, Industrial	78	64	14	78	64	14	78	64	14	78	64	14
0-X8.41 Managerial Work, Manufacturing	6	6		6	6		6	6		6	6	
<u>Extractive 1/</u>				4	4							
3-X9.9 Forest Work				4	4							
<u>Machining Skilled</u>	203	156	47	106	71	35	203	156	47			
4-X2.0 Machining	101	66	35	105	71	34	106	72	34			
4-X2.01 Metal Machining	2	2										
4-X2.011 Metal Lathe Work	3	3										
4-X2.015 Metal Precision Grinding	1	1										
4-X2.02 Wood Machining				1		1						
4-X2.035 Glass Grinding, Polishing & Related							1		1			
4-X2.4 Complex Machine Operating, N.E.C.*	54	42	12				62	50	12			
4-X2.488 Drawing, Extruding	1	1										
4-X2.489 Misc. Press Forming	7	7										
4-X2.492 Hauling Machine Operating	34	34					34	34				

1/ Appropriate codes are listed under Machining and Structural and are not listed here to avoid duplication.

*N.E.C. - Not elsewhere classified.

TABULATION NO. 4 - VAN BUREN COUNTY APPLICANTS' OCCUPATIONAL POTENTIAL FOR MATERIAL WORKING
October 1963

Occupational Field	Metal Working			Wood Working			Stone and Glass Working			Plastic and Paint Working		
	Tot.	M	F	Tot.	M	F	Tot.	M	F	Tot.	M	F
<u>Machining Semi-Skilled</u>	28	24	4	31	27	4	30	25	5			
6-X2.4 Machine Tending, N.E.C.*	5	2	3	28	24	4	8	4	4			
6-X2.411 Metal Turning	1	1										
6-X2.412 Metal Milling	1		1									
6-X2.419 Misc. Metal Working Machine	1	1										
6-X2.492 Hauling Machine Operating	16	16					17	17				
6-X2.493 Hoisting Machine Operating	1	1					1	1				
6-X4.4 Machine Operating, Manipulative	1	1		3	3		4	3	1			
6-X4.419 Misc. Metal Working Machine	1	1										
6-X4.489 Misc. Press Forming	1	1										
<u>Bench Work Skilled</u>	260	36	224	274	40	234	261	35	226	305	54	251
4-X6.3 Bench Crafts	255	33	222	269	35	234	259	35	224	303	53	250
4-X6.31 Bench Work, Metal	1		1									
4-X6.315 Grinding & Tool Dressing	2	2										
4-X6.318 Metal Forming; Hand or Power	1	1										
4-X6.32 Bench Work, Wood				5	5							
4-X6.33 Bench Work, Stone, Glass or Jewels							1		1			
4-X6.34 Bench Work, Plastic Material	1		1				1		1	1		1
4-X6.348 Plastic Material Forming										1		1
<u>Bench Work Semi-Skilled</u>	133	27	106	137	30	107	141	28	113	149	35	114
6-X4.3 Bench Work, Assembling & Related	114	9	105	137	30	107	141	28	113	147	33	114
6-X4.31 Bench Work, Metal	1	1										
6-X4.318 Bench Work, Welding	16	15	1									
6-X4.319 Misc. Metal Working	2	2										
6-X4.34 Bench Work, Plastic Material										1		1
6-X4.346 Simple Shop Painting										1		1

*N.E.C. - Not elsewhere classified

TABULATION NO. 4 - VAN BUREN COUNTY APPLICANTS' OCCUPATIONAL POTENTIAL FOR MATERIAL WORKING
October 1963

Occupational Field	Metal Working			Wood Working			Stone and Glass Working			Plastic and Paint Working		
	Tot.	M	F	Tot.	M	F	Tot.	M	F	Tot.	M	F
<u>Structural Skilled</u>	233	221	12	253	241	12	233	221	12	321	306	15
4-X6.2 Structural Crafts	214	202	12	216	204	12	229	217	12	308	300	8
4-X6.22 Structural Work, Wood				21	21							
4-X6.220 Wood Structural Work				16	16							
4-X6.232 Bricklaying							2	2				
4-X6.24 Structural Work, Plastic Material										7	3	4
4-X6.246 Structural Painting										6	3	3
4-X6.28 Welding & Related	3	3										
4-X6.280 Combination Welding	8	8										
4-X6.281 Arc Welding	6	6										
4-X6.295 Blasting, Excavating, Mining	2	2					2	2				
<u>Structural Semi-Skilled</u>	10	10		10	10		10	10		11	11	
6-X4.2 Structural Work	7	7		8	8		10	10		9	9	
6-X4.21 Structural Work, Metal	1	1										
6-X4.22 Structural Work, Wood				2	2							
6-X4.24 Structural Work, Plastic Material										1	1	
6-X4.246 Rough Structural Painting										1	1	
6-X4.281 Welding & Related	2	2										
<u>Processing Skilled</u>	25	7	18	33	14	19				37	15	22
4-X6.6 Processing	25	7	18	33	14	19				36	14	22
4-X6.641 Mixing, Compounding, Extracting										1	1	

TABULATION NO. 4 - VAN BUREN COUNTY APPLICANTS' OCCUPATIONAL POTENTIAL FOR MATERIAL WORKING
October 1963

Occupational Field	Metal Working			Wood Working			Stone and Glass Working			Plastic and Paint Working		
	Tot.	M	F	Tot.	M	F	Tot.	M	F	Tot.	M	F
<u>Processing Semi-Skilled</u>	5	5		6	6		8	5	3	8	7	1
6-X2.6 Processing Equipment Tending	4	4		4	4		6	3	3	4	4	
6-X2.601 Non-metal Mixing, Compounding, Extracting				2	2		2	2		3	3	
6-X2.611 Pickling & Related	1	1										
6-X4.6 Processing										1		1
<u>Inspecting Skilled</u>	4	1	3	3	0	3	5	2	3	4	1	3
4-X6.38 Inspecting & Testing	2		2	2		2	2		2	2		2
4-X6.381 Close Visual Inspecting	1		1	1		1	1		1	1		1
4-X6.385 Dimensional Inspecting	1	1					2	2		1	1	
<u>Inspecting Semi-Skilled</u>	11	1	10	11	1	10	11	1	10	12	2	10
6-X2.3 Inspecting & Testing	8	1	7	8	1	7	8	1	7	9	2	7
6-X2.38 Inspecting & Testing	1		1	1		1	1		1	1		1
6-X2.381 Simple Visual Inspecting	2		2	2		2	2		2	2		2

TABULATION NO. 4 - VAN BUREN COUNTY APPLICANTS' OCCUPATIONAL POTENTIAL FOR MATERIAL WORKING
October 1963

Occupational Field	Fabric, Leather & Related Materials Working			Paper Working			Food Working			Electrical Working		
	Tot.	M	F	Tot.	M	F	Tot.	M	F	Tot.	M	F
Total Applicants	789	359	430	722	305	417	727	298	429	735	323	412
<u>Professional</u>										1	1	
0-X7.48 Electrical Engineering										1	1	
<u>Managerial</u>	84	70	14	84	70	14	84	70	14	84	70	14
0-X8.4 Managerial Work, Industrial	78	64	14	78	64	14	78	64	14	65	51	14
0-X8.41 Managerial Work, Manufacturing	6	6		6	6		6	6		6	6	
0-X8.49 Managerial Work, Transportation										13	13	
<u>Machining Skilled</u>	106	94	12	106	94	12						
4-X2.4 Complex Machine Operating, N.E.C.*	106	94	12	106	94	12						
<u>Repairing</u>										95	93	2
4-X6.1 Electrical Repairing										69	68	1
4-X6.18 Electrical Repairing										13	13	
4-X6.181 Electrical Wiring										10	9	1
4-X6.183 Electrical Equipment Repairing										2	2	
4-X6.188 Electrical Power-Plant Operator										1	1	
<u>Machining Semi-Skilled</u>	58	53	5	15	13	2	62	47	5	46	42	4
6-X2.4 Machine Tending, N.E.C.*	47	43	4				50	46	4	46	42	4
6-X4.4 Machine Operating, Manipulative	11	10	1	15	13	2	12	11	1			

*N.E.C. - Not elsewhere classified

TABULATION NO. 4 - VAN BUREN COUNTY APPLICANTS' OCCUPATIONAL POTENTIAL FOR MATERIAL WORKING
October 1963

Occupational Field	Fabric, Leather & Related Materials Working			Paper Working			Food Working			Electrical Working		
	Tot.	M	F	Tot.	M	F	Tot.	M	F	Tot.	M	F
<u>Bench Work Skilled</u>	320	72	248	320	72	248	341	84	257	333	73	260
4-X6.3 Bench Crafts	187	69	118	320	72	248	335	78	257	333	73	260
4-X6.35 Bench Work, Fabric, Leather & Related	59	2	57									
4-X6.351 Fiber Working	9		9									
4-X6.352 Garment & Cloth Working	61		61									
4-X6.353 Upholstering	2		2									
4-X6.355 Leather Working	2	1	1									
4-X6.37 Bench Work, Foods & Related							1	1				
4-X6.376 Meat Dressing							5	5				
<u>Bench Work Semi-Skilled</u>	158	42	116	176	50	126	165	48	117	176	44	132
6-X4.3 Bench Work, Assembling & Related	60	39	21	176	50	126	163	47	116	173	43	130
6-X4.30 Bench Work, Assorted Materials										2		2
6-X4.308 Electrical Unit Assembling										1		1
6-X4.35 Bench Work, Fabric, Leather & Related	9		9									
6-X4.352 Machine Sewing	86	2	84									
6-X4.356 Fabric or Leather Cutting	1	1										
6-X4.358 Fabric or Leather Forming & Related	1		1									
6-X4.359 Misc. Fabric or Leather Works	1		1									
6-X4.376 Routine Meat Dressing							1	1				
6-X4.379 Misc. Food Handling & Related							1		1			
<u>Processing Skilled</u>	37	16	21				49	27	22			
4-X6.6 Processing	37	16	21				42	23	19			
4-X6.67 Processing, Foods & Related							3		3			
4-X6.671 Mixing, Compounding & cooking							3	3				
4-X6.675 Baking							1	1				

TABULATION NO. 4 - VAN BUREN COUNTY APPLICANTS' OCCUPATIONAL POTENTIAL FOR MATERIAL WORKING
October 1963

Occupational Field	Fabric Leather & Related Materials Working			Paper Working			Food Working			Electrical Working		
	Tot.	M	F	Tot.	M	F	Tot.	M	F	Tot.	M	F
<u>Processing Semi-Skilled</u>	7	6	1	1		1	9	8	1			
6-X2.6 Processing Equipment Tending	4	4					8	8				
6-X2.601 Non-Metal Mixing, Compounding, Extracting	2	2										
6-X4.6 Processing				1		1	1		1			
6-X4.651 Fabric and Leather Treating	1		1									
<u>Inspecting Skilled</u>	6	3	3	6	3	3	4	1	3			
4-X6.38 Inspecting & Testing	2		2	2		2	2		2			
4-X6.381 Close Visual Inspecting	2	1	1	2	1	1	2	1	1			
4-X6.385 Dimensional Inspecting	2	2		2	2							
<u>Inspecting Semi-Skilled</u>	13	3	10	14	3	11	13	3	10			
6-X2.3 Inspecting & Testing	10	3	7	11	3	8	10	3	7			
6-X2.38 Inspecting & Testing	1		1	1		1	1		1			
6-X2.381 Simple Visual Inspecting	2		2	2		2	2		2			

Tabulation No. 5 - VAN BUREN COUNTY SUPPLEMENTAL INFORMATION

October, 1963

1964

RESEARCH REPORT NO. 2 - ON THE THEORY OF THE

TABULATION NO. 5 - VAN BUREN COUNTY SUPPLEMENTAL INFORMATION

Availability of Applicants by Sex, Marital Status and Homeowner

Sex and Marital Status	Distance applicants would travel for employment					
	25 Miles		50 Miles		All South East Iowa	
	Total	Homeowner	Total	Homeowner	Total	Homeowner
TOTAL						
Married	682	579	33	28	155	109
Single	101	16	35	0	297	12
Widowed	18	16	0	0	3	3
Divorced	11	6	0	0	3	0
WOMEN						
Married	371	318	13	12	30	21
Single	39	7	14	0	142	2
Widowed	17	15	0	0	1	1
Divorced	7	2	0	0	2	0

Years of School Completed by Applicants


	Total	Men	Women
8th Grade & Under	132	87	45
9 and 10	276	140	136
11 and 12	742	395	347
Over 12	188	80	108

Hourly Wage on Last Job

	\$1.15 (or below)	\$1.25	\$1.50	\$2.00	Over \$2.00
Total Employed	134	122	176	183	71
Women	77	30	44	32	8
Total Unemployed	519	73	37	15	8
Women	372	32	26	10	5

Work Shifts Desired

Total	Any Shift	8-4	4-12	12-8	8-4, or 4-12	8-4 or 12-8	4-12 or 12-8
Employed	291	333	30	8	13	3	7
Women	49	134	1	1	4	1	1
Unemployed	259	379	7	2	4	1	0
Women	130	304	7	2	2	0	7



STATE LIBRARY OF IOWA



3 1723 02109 5625