



# STATE OF IOWA

KIM REYNOLDS, GOVERNOR  
ADAM GREGG, LT. GOVERNOR

IOWA DEPARTMENT OF COMMERCE  
DIVISION OF CREDIT UNIONS  
KATIE AVERILL, SUPERINTENDENT

THE HONORABLE KIM REYNOLDS  
Governor of Iowa  
State Capitol  
Des Moines, Iowa 50319

Governor Reynolds:

In accordance with Iowa Code § 533.114, it is my privilege to submit the annual report on the condition of Iowa's credit unions. The information contained in the 2020 Iowa Annual Report of the Superintendent is compiled from year-end call reports filed with this office and with the National Credit Union Administration, the U.S. Government agency insuring deposits in all Iowa credit unions. The statement of condition of Iowa's credit unions, included within this Report, represents the 82 state-chartered credit unions whose principal place of business is in this state. Continuing the trend of previous years, Iowa credit unions' financial stability remains strong and demonstrates that credit unions are favorably positioned to serve the financial needs of the citizens of this state. The aggregate net worth of Iowa's natural person state-chartered credit unions remains strong at 10.47% of total regulated assets. This ratio is an important indicator of credit union preparedness to meet and withstand the financial challenges of today and into the foreseeable future.

Iowa credit unions are not-for-profit financial cooperatives with over 1.3 million member-owners. Membership in Iowa state-chartered credit unions declined slightly by 32,255 in 2020. This decrease is largely due to one Iowa chartered credit union converting to a federal charter. Credit unions continue to offer the products and services to meet the borrowing and savings needs of their member-owners. Total assets grew 12.08%, loans grew 3.64%, and the year ended with an 89.89 % loan-to-savings ratio. Credit unions returned 17.21% of total income to their members last year in the form of dividends and interest on savings and deposits, while maintaining total equity of 6.87% of total assets. These figures indicate Iowa credit unions are continuing to contribute to the financial well-being of their members and improving the economy in their communities in Iowa. It remains the Division of Credit Union's policy to perform its regulatory and supervisory responsibilities to ensure safe and sound institutions, while listening to the needs of Iowa's credit unions and the citizens of this state.

Respectfully submitted,

A handwritten signature in black ink, appearing to read "Katherine E Averill".

Katherine E Averill  
Superintendent of Credit Unions

# Table of Contents

## General Information

|   |   |
|---|---|
| Letter of Transmittal, Superintendent of Credit Unions          | 1 |
| Table of Contents   | 2 |
| Division of Credit Unions Review Board Gubernatorial Appointees | 3 |
| Division of Credit Unions Staff                                 | 3 |
| Division of Credit Unions Revenue and Expenses                  | 4 |

## Credit Union Changes

|   |   |
|---|---|
| Number of Credit Unions                 | 5 |
| Credit Union Closures in 2020           | 5 |
| Credit Union Branch Approvals in 2020   | 5 |
| Credit Union Branch Closures in 2020    | 6 |
| Credit Union Terminal Approvals in 2020 | 7 |

## Financial Statements

|  |   |
|--|---|
| Consolidated Financial Condition of Iowa State Chartered Credit Unions | 8 |
| Consolidated Income Statement of Iowa State Chartered Credit Unions    | 9 |

## Summary of Key Information

|                                  |    |
|----------------------------------|----|
| Net Worth Growth Graph           | 10 |
| Net Worth vs. Asset Growth Graph | 10 |
| Asset Growth Graph               | 11 |

## Credit Union Statistics

|   |    |
|---|----|
| Iowa Credit Unions by City                          | 12 |
| Asset Ranking of Iowa State Chartered Credit Unions | 16 |

## Division of Credit Unions Review Board Gubernatorial Appointees

| Board Member        | Member Type         | City       | Term Beginning | Term Ending |
|---------------------|---------------------|------------|----------------|-------------|
| Janet C Pepper *    | Review Board Member | Des Moines | 07-31-2020     | 04-30-2023  |
| Scott Zahnle        | Review Board Member | Ames       | 05-01-2016     | 04-30-2022  |
| Tyler Campbell *    | Review Board Member | Des Moines | 05-01-2019     | 04-30-2022  |
| Becky L Zemlicka    | Review Board Member | Waukee     | 05-01-2012     | 04-30-2021  |
| Dave J Cale         | Review Board Member | Johnston   | 05-01-2012     | 04-30-2021  |
| Timothy J Marcsisak | Review Board Member | Atlantic   | 05-01-2015     | 04-30-2021  |

\* Public Member

## Division of Credit Unions Staff

| Employee            | Title                               |
|---------------------|-------------------------------------|
| Katherine E Averill | Superintendent                      |
| Jessica Pollmeier   | Executive Officer and Legal Counsel |
| Sara K Larkin       | Secretary                           |
| Amanda S Swangel    | Information Technology Specialist   |
| Kevin P Gorman      | Credit Union Examiner Supervisor    |
| Isaac Strohman      | Analysist Examiner                  |
| Christopher M Kumpf | Senior Credit Union Examiner        |
| Craig E Stewart     | Senior Credit Union Examiner        |
| Jackson Williams    | Senior Credit Union Examiner        |
| Casey Stevens       | Credit Union Examiner               |
| Justin Alliss       | Credit Union Examiner               |
| Allison Kea         | Credit Union Examiner               |
| Danielle Roberts    | Credit Union Examiner               |
| Kim Hersey          | Credit Union Examiner               |
| Eric Syverson       | Credit Union Examiner               |

# Division of Credit Unions Revenue and Expenses

## 7/1/2019 through 6/30/2020

|                               |  |                    |
|-------------------------------|--|--------------------|
| REVENUE                       |  |                    |
| Operating Fees *              |  | \$2,319,592        |
| Other                         |  | \$22,781           |
| <b>TOTAL REVENUE</b>          |  | <b>\$2,342,373</b> |
| EXPENSES                      |  |                    |
| Salaries and Wages            |  | \$1,686,475        |
| <b>Subtotal</b>               |  | <b>\$1,686,475</b> |
| Travel                        |  |                    |
| In State                      |  | \$88,144           |
| Out of State                  |  | \$18,100           |
| <b>Subtotal</b>               |  | <b>\$106,244</b>   |
| Office                        |  |                    |
| Supplies                      |  | \$38,821           |
| Postage                       |  | \$333              |
| Communications                |  | \$21,975           |
| Rentals                       |  | \$38,436           |
| IT Equipment/Software         |  | \$36,381           |
| Outside Services              |  | \$336              |
| Advertising & Publicity       |  | \$0                |
| Printing & Binding            |  | \$0                |
| <b>Subtotal</b>               |  | <b>\$136,282</b>   |
| Other                         |  |                    |
| Transfers to Auditor of State |  | \$8,597            |
| Transfers to Attorney General |  | \$12,000           |
| Transfers to OCIO             |  | \$382,220          |
| Transfers to Other Agencies   |  | \$5,578            |
| DAS Indirect Cost Expense     |  | \$4,977            |
| <b>Subtotal</b>               |  | <b>\$413, 372</b>  |
| <b>TOTAL EXPENSES *</b>       |  | <b>\$2,342,373</b> |

\* Operating fees of \$104,350 were collected in fiscal year 2021 due to a reporting error that was realized after the end of fiscal year 2020. The total revenue of the Division of Credit Unions for each fiscal year is based on the actual operating expenses of the Division for that fiscal year. Iowa Code Section 533.112.

## Number of Credit Unions

| Year | Beginning | Approved | Removed | Ending |
|------|-----------|----------|---------|--------|
| 2020 | 83        | 0        | 1       | 82     |
| 2019 | 87        | 0        | 4       | 83     |
| 2018 | 89        | 1        | 3       | 87     |
| 2017 | 93        | 0        | 4       | 89     |
| 2016 | 95        | 0        | 2       | 93     |

## Credit Union Conversions in 2020

| Charter # | City           | Credit Union | Conversion Date |
|-----------|----------------|--------------|-----------------|
| 828       | Council Bluffs | Cobalt       | 06-09-2020      |

## Approved Credit Union Branches

| Credit Union          | Address  | Approval Date |
|-----------------------|--|---------------|
| GreenState            | Corner of 8th Street SE & 1st Avenue, Altoona, IA, 50009 | 12-07-2020    |
| Collins Community     | 1800 1st Avenue NE, Cedar Rapids, IA, 52402              | 11-24-2020    |
| Collins Community     | 255 John F Kennedy Road, Dubuque, IA, 52002              | 11-24-2020    |
| Midland               | 3015 Oxbow Court, Bondurant, IA, 50035                   | 11-24-2020    |
| Greater Iowa          | 1700 SE Delaware Blvd, Ankeny, IA, 50021                 | 10-26-2020    |
| Telco Triad Community | 3050 Floyd Boulevard , Sioux City, IA, 51103             | 08-31-2020    |
| GreenState            | 3902 Brady Street, Davenport, IA, 52807                  | 05-19-2020    |
| Community Choice      | 1408 Locust Street, Suite 101, Des Moines, IA, 50309     | 05-13-2020    |
| Dupaco Community      | 4615 Cross Point Boulevard, Cedar Rapids, IA, 52411      | 03-30-2020    |
| Collins Community     | 2920 East 53rd Street, Davenport, IA, 52807              | 02-05-2020    |
| Collins Community     | 301 Center Place SW, Suite C, Altoona, IA, 50009         | 02-05-2020    |
| Collins Community     | 802 SE Oralabor Road, Ankeny, IA, 50021                  | 02-05-2020    |
| Collins Community     | 1005 Blairs Ferry Road NE, Cedar Rapids, IA, 52402       | 02-04-2020    |
| Citizens Community    | 1310 18th Street , Spirit Lake, IA, 51360                | 01-31-2020    |
| <b>Total</b>          |  | <b>14</b>     |

## Closed Credit Union Branches

| Credit Union          | Address   | Closed Date |
|-----------------------|---|-------------|
| Members 1st Community | 3211 W Edgington Avenue, Eldora, IA, 50627          | 03-11-2020  |
| Community Choice      | 107 NE Delaware #1, Ankeny, IA, 50021               | 12-31-2020  |
| Casebine Community    | 4502 Avenue O, Suite 18, Fort Madison, IA, 52627    | 03-17-2020  |
| Collins Community     | 5440 NW 86th Street, Johnston, IA, 50131            | 10-21-2020  |
| GreenState            | 3402 Elmore Avenue, Davenport, IA, 52807            | 06-15-2020  |
| Collins Community     | 210 Walnut Street #469, Des Moines, IA, 50309       | 08-31-2020  |
| GreenState            | 405 S Blairsferry Crossing, Hiawatha, IA, 52233     | 12-01-2020  |
| Ascentra              | 949 Mississippi View Court, LeClaire, IA, 52753     | 07-01-2020  |
| Veridian              | Hy-Vee Store), Cedar Rapids, IA, 52402              | 12-14-2020  |
| Citizens Community    | 1805 18th Street, Spirit Lake, IA, 51360            | 11-30-2020  |
| Veridian              | 3600 Business Hwy 151 E (Hy-Vee), Marion, IA, 52302 | 08-24-2020  |
| Alliant               | 200 First Street SE, Cedar Rapids, IA, 52401-1409   | 03-18-2020  |
| Citizens Community    | 700 Luicks Lane, Belmond, IA, 50421                 | 09-28-2020  |
| Alliant               | 250 Mercy Drive, Dubuque, IA, 52001                 | 03-18-2020  |
| <b>Total</b>          |   | <b>14</b>   |

## Closed Foreign Credit Union Branches

| Credit Union         | Address  | Closed Date |
|----------------------|--|-------------|
| Marine Credit Union  | 3701 E 14th Street, Suite 109, Des Moines, IA, 50313 | 07-08-2020  |
| Marine Credit Union  | 404 Cleveland Street, Muscatine, IA, 52761           | 07-08-2020  |
| Marine Credit Union  | 5128 SE 14th Street, Des Moines, IA, 50320           | 01-30-2020  |
| Vibrant Credit Union | 5354 Elmore Circle, Davenport, IA, 52807             | 10-14-2020  |
| <b>Total</b>         |  | <b>4</b>    |

## Approved Credit Union Terminals

| Credit Union         | Address   | Premise                                     | Terminal Type | Approval Date |
|----------------------|---|---|---------------|---------------|
| Greater Iowa         | 1700 SE Delaware Blvd, Ankeny, IA, 50021            | Greater Iowa Credit Union                   | ATM           | 10-26-2020    |
| GreenState           | 200 E 9th Street, Coralville, IA, 52241             | XTream Arena & GreenState Family Fieldhouse | ATM           | 08-12-2020    |
| GreenState           | 3902 Brady Street, Davenport, IA, 52807             | GreenState Credit Union                     | ATM           | 05-19-2020    |
| North Star Community | 1207 North 2nd Street (Hwy 59), Cherokee, IA, 51012 | North Star Community Credit Union           | EFT           | 04-01-2020    |
| Dupaco Community     | 1100 E Business Hwy 151, Platteville, WI, 53818     | Dupaco Community Credit Union               | ITM           | 11-04-2020    |
| Dupaco Community     | 1000 Jackson Street, Dubuque, IA, 52001             | Dupaco Operations Center                    | ITM           | 08-27-2020    |
| Dupaco Community     | 131 2nd Ave NE, Independence, IA, 50644             | Independence Innovation Lab                 | ITM           | 08-27-2020    |
| Dupaco Community     | 244 First Ave W, Cascade, IA, 52033                 | Cascade Innovation Lab                      | ITM           | 05-27-2020    |
| Collins Community    | 3160 Wiley Blvd SW, Cedar Rapids, IA, 52404         | Collins Community Credit Union              | ITM           | 05-27-2020    |
| Collins Community    | 1005 Blairsferry Road NE, Cedar Rapids, IA, 52402   | Collins Community Credit Union              | ITM           | 05-14-2020    |
| Collins Community    | 802 SE Oralabor Rd, Ankeny, IA, 50021               | Collins Community Credit Union              | ITM           | 04-23-2020    |
| <b>Total</b>         |   |   | 11            |               |

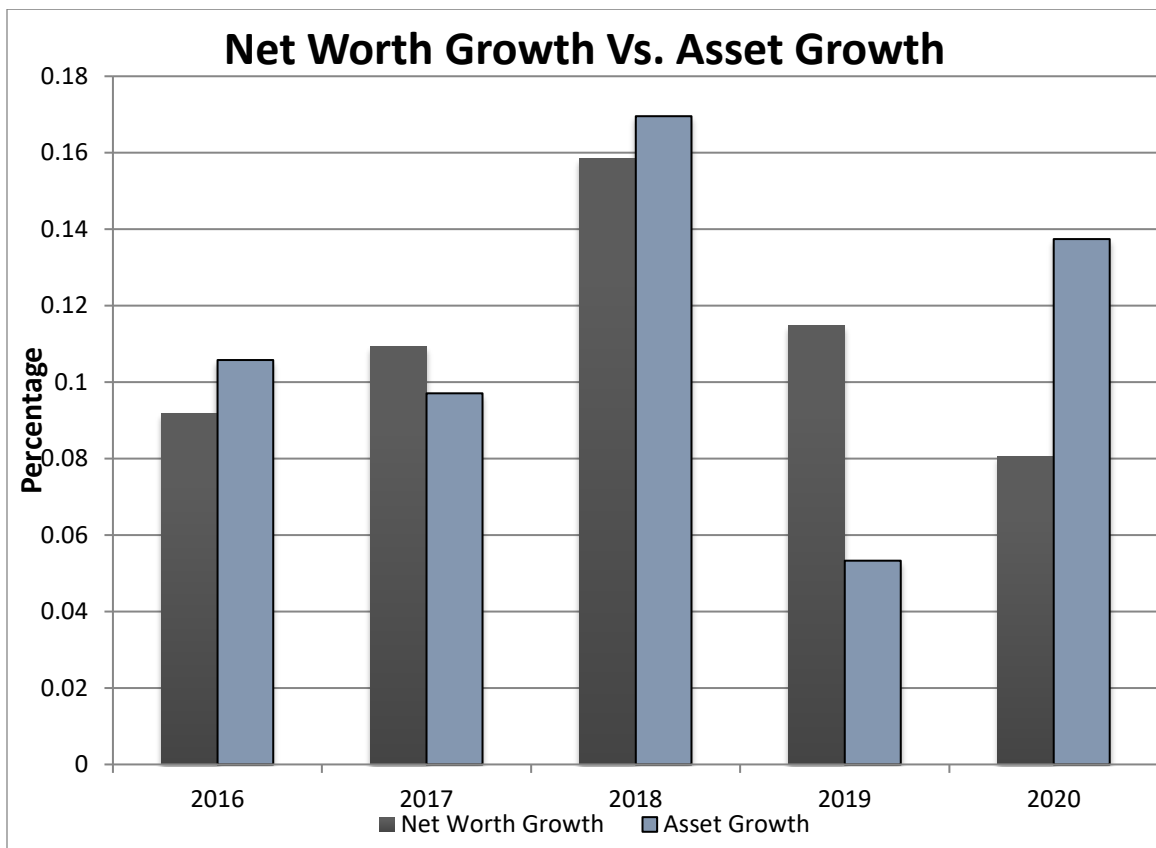
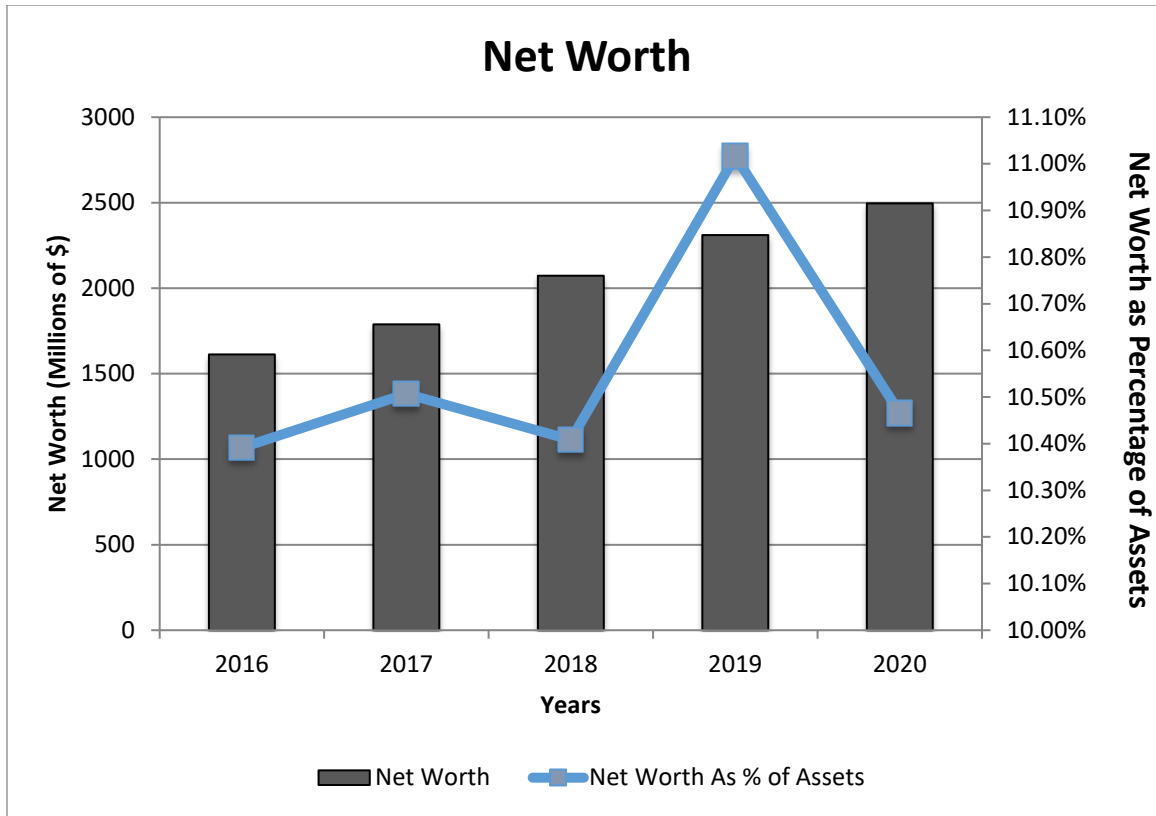
# Consolidated Financial Condition of Iowa State Chartered Credit Unions

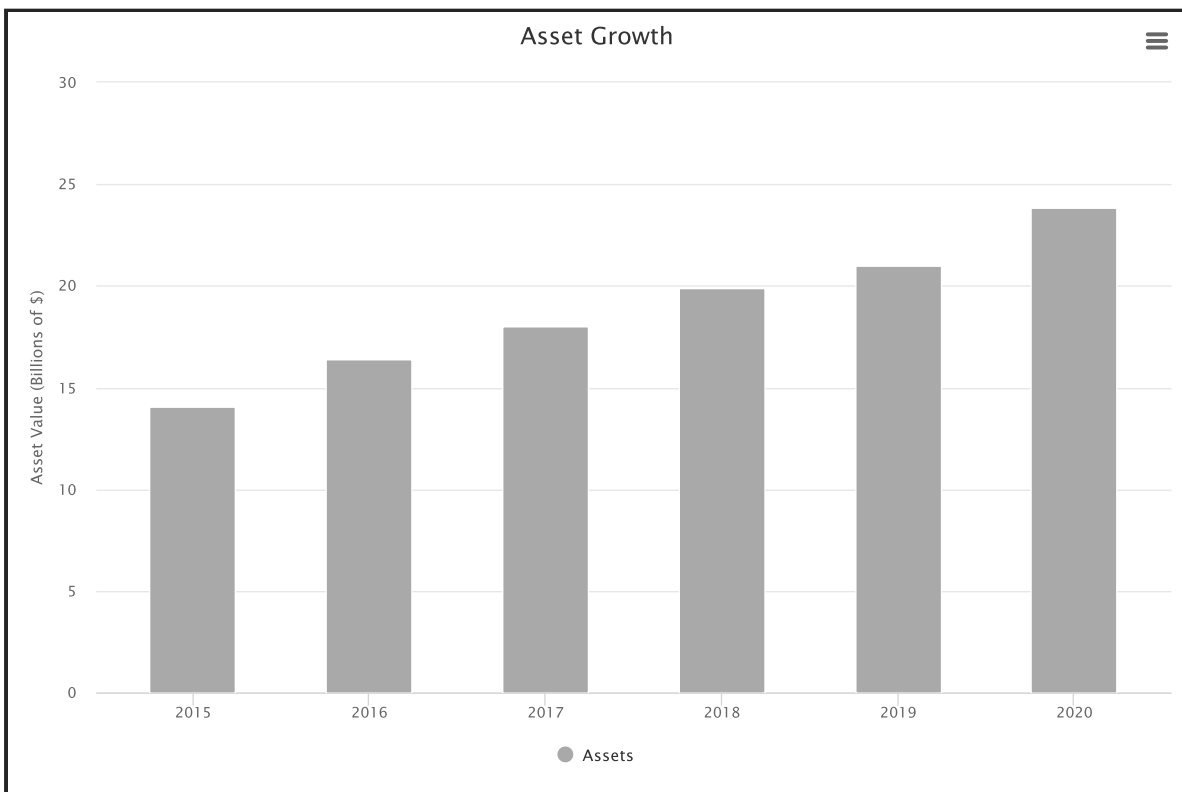
|                                 | 12-31-2020            | % Change       | #\$ Change           | 12-31-2019            |
|---------------------------------|-----------------------|----------------|----------------------|-----------------------|
| Number of Credit Unions         | 82                    | -1.22%         | -1                   | 83                    |
| Number of Members               | 1,316,269             | -2.45%         | -32,255              | 1,348,524             |
| <b>ASSETS</b>                   |                       |                |                      |                       |
| Total Loans                     | 18,093,688,840        | 3.64 %         | 657,901,679          | 17,435,787,161        |
| Allowance for Loan Loss         | 135,181,301           | 9.68 %         | 13,087,727           | 122,093,574           |
| Net Loans                       | 17,958,507,539        | 3.59 %         | 644,813,952          | 17,313,693,587        |
| Loans Held For Sale             | 275,980,813           | 57.83 %        | 159,588,620          | 116,392,193           |
| Cash                            | 2,353,590,556         | 58.75 %        | 1,382,755,756        | 970,834,800           |
| Investments                     | 2,110,777,193         | 24.02 %        | 506,943,716          | 1,603,833,477         |
| Fixed Assets                    | 524,258,891           | 7.52 %         | 39,408,553           | 484,850,338           |
| Other Assets                    | 408,578,746           | 19.69 %        | 80,451,065           | 328,127,681           |
| Insurance Fund Deposit          | 168,170,578           | 10.03 %        | 16,860,729           | 151,309,849           |
| <b>TOTAL ASSETS</b>             | <b>23,853,235,598</b> | <b>12.08 %</b> | <b>2,881,349,529</b> | <b>20,971,886,069</b> |
| <b>LIABILITIES</b>              |                       |                |                      |                       |
| Shares                          | 6,445,186,671         | 28.05 %        | 1,807,565,742        | 4,637,620,929         |
| Share Drafts                    | 3,022,010,834         | 25.63 %        | 774,499,542          | 2,247,511,292         |
| Other Shares & Deposits         | 10,660,698,168        | 3.91 %         | 416,578,520          | 10,244,119,648        |
| Total Savings                   | 20,127,895,673        | 14.90 %        | 2,998,643,804        | 17,129,251,869        |
| Other Liabilities               | 246,477,274           | 21.08 %        | 51,962,081           | 194,515,193           |
| Notes Payable                   | 994,233,805           | -34.87 %       | (346,691,868)        | 1,340,925,673         |
| Legal Reserve                   | 750,877,423           | 8.78 %         | 65,960,834           | 684,916,589           |
| Other Reserves                  | 147,707,719           | -26.87 %       | (39,688,264)         | 187,395,983           |
| Undivided Earnings              | 1,543,765,765         | 9.16 %         | 141,400,502          | 1,402,365,263         |
| Unrealized Gains/Losses         | 12,424,026            | 90.36 %        | 11,226,464           | 1,197,562             |
| Other Equity                    | (188,218)             | -68.08 %       | 128,134              | (316,352)             |
| Total Equity                    | 2,442,162,689         | 6.87 %         | 167,801,206          | 2,274,361,483         |
| <b>LIABILITIES &amp; EQUITY</b> | <b>23,853,235,598</b> | <b>12.08 %</b> | <b>2,881,349,529</b> | <b>20,971,886,069</b> |
| Total Capital                   | 2,577,343,990         | 7.02 %         | 180,888,933          | 2,396,455,057         |



# Consolidated Income Statement of Iowa State Chartered Credit Unions

|  | 12-31-2020          | % of Income | 12-31-2019          | % of Income | % Change    |
|--|---------------------|-------------|---------------------|-------------|-------------|
| <b>INCOME</b>                                    |                     |             |                     |             |             |
| Interest on Loans                                | \$827,881,996       | 70.22%      | \$810,335,805       | 70.35%      | 2.17%       |
| Less: Interest Refund                            | (\$416,116)         | -.04%       | (\$369,410)         | -.03%       | 12.64%      |
| Net Interest Income                              | \$827,465,880       | 70.18%      | \$809,966,395       | 70.32%      | 2.16%       |
| Income Trading Securities                        | \$5,108,314         | .43%        | \$947,828           | .08%        | 438.95%     |
| Investment Income                                | \$44,787,322        | 3.80%       | \$59,558,419        | 5.17%       | -24.80%     |
| Fee Income                                       | \$120,849,952       | 10.25%      | \$128,137,679       | 11.12%      | -5.69%      |
| Other Operating Income                           | \$185,906,575       | 15.77%      | \$154,223,780       | 13.39%      | 20.54%      |
| <br>TOTAL INCOME                                 | <br>\$1,179,009,729 | <br>100.00% | <br>\$1,151,886,273 | <br>100.00% | <br>2.35%   |
| <b>OPERATING EXPENSE</b>                         |                     |             |                     |             |             |
| Compensation & Benefits                          | \$330,802,929       | 28.06%      | \$305,282,779       | 26.50%      | 8.36%       |
| Travel & Conference                              | \$3,758,605         | .32%        | \$6,010,234         | .52%        | -37.46%     |
| Office Occupancy                                 | \$41,621,439        | 3.53%       | \$41,277,821        | 3.58%       | .83%        |
| Office Operations                                | \$93,167,052        | 7.90%       | \$87,275,922        | 7.58%       | 6.75%       |
| Education & Promotional                          | \$37,038,770        | 3.14%       | \$35,840,088        | 3.11%       | 3.34%       |
| Loan Servicing                                   | \$51,837,395        | 4.40%       | \$47,242,959        | 4.10%       | 9.73%       |
| Professional Services                            | \$56,547,373        | 4.80%       | \$54,672,855        | 4.75%       | 3.43%       |
| Provision for Loan and Lease Losses              | \$68,283,469        | 5.79%       | \$82,399,536        | 7.15%       | -17.13%     |
| Member Insurance                                 | \$78,483            | .01%        | \$73,233            | .01%        | 7.17%       |
| Examination Fee                                  | \$2,382,746         | .20%        | \$2,292,043         | .20%        | 3.96%       |
| Miscellaneous                                    | \$26,055,472        | 2.21%       | \$15,085,475        | 1.31%       | 72.72%      |
| <br>TOTAL OPERATING EXPENSE                      | <br>\$711,573,733   | <br>60.35%  | <br>\$677,452,945   | <br>58.81%  | <br>5.04%   |
| <b>INTEREST EXPENSE</b>                          |                     |             |                     |             |             |
| Dividends on Shares                              | \$160,706,347       | 13.63%      | \$180,976,141       | 15.71%      | -11.20%     |
| Interest on Deposits                             | \$42,223,877        | 3.58%       | \$41,887,067        | 3.64%       | .80%        |
| Interest on Borrowed Funds                       | \$22,474,026        | 1.91%       | \$33,373,623        | 2.90%       | -32.66%     |
| <br>TOTAL INTEREST EXPENSE                       | <br>\$225,404,250   | <br>19.12%  | <br>\$256,236,831   | <br>22.24%  | <br>-12.03% |
| Gain/(Loss) Fixed Assets                         | (\$1,061,882)       | -.09%       | (\$789,606)         | -.07%       | 34.48%      |
| Gain/(Loss) Investments                          | \$5,543,188         | .47%        | \$13,736,963        | 1.19%       | -59.65%     |
| NCUSIF Stabilization Expense                     | \$0                 | .00%        | \$0                 | .00%        | .00%        |
| Non-Operating Income                             | \$7,847,759         | .67%        | \$6,448,174         | .56%        | 21.71%      |
| <br>Net Income Before Required Reserve Transfers | <br>\$259,469,125   | <br>22.01%  | <br>\$238,539,856   | <br>20.71%  | <br>8.77%   |
| Required Reserve Transfers                       | \$47,549,457        | 4.03%       | \$47,037,544        | 4.08%       | 1.09%       |
| <br>NET INCOME                                   | <br>\$211,919,668   | <br>17.97%  | <br>\$191,502,312   | <br>16.63%  | <br>10.66%  |





Iowa's 82 state chartered credit unions reported total assets of \$23.9 billion at the close of December 31, 2020. As the graph illustrates, assets in Iowa's state chartered natural person credit unions have grown steadily for six years. This indicates that Iowa's credit unions continue to prosper and serve their members.

# Iowa Credit Unions by City

| Location/Name | Address | Total Assets | Net Loans | Savings & Deposits | Other Liabilities | Net Worth | Other Equity |
|---------------|---------|--------------|-----------|--------------------|-------------------|-----------|--------------|
|---------------|---------|--------------|-----------|--------------------|-------------------|-----------|--------------|

## Ames

|              |                      |             |             |             |            |            |        |
|--------------|----------------------|-------------|-------------|-------------|------------|------------|--------|
| Greater Iowa | 1509 Baltimore Drive | 624,431,787 | 468,967,793 | 567,254,006 | 10,862,342 | 46,257,938 | 57,501 |
| River Valley | 2811 E 13th Street   | 86,133,082  | 52,781,963  | 71,260,054  | 5,619,466  | 9,253,562  | 0      |

## Atlantic

|               |                  |            |           |            |        |           |   |
|---------------|------------------|------------|-----------|------------|--------|-----------|---|
| Nishna Valley | 200 Maple Street | 40,793,531 | 9,265,678 | 37,783,409 | 77,626 | 2,932,496 | 0 |
|---------------|------------------|------------|-----------|------------|--------|-----------|---|

## Bettendorf

|          |                   |             |             |             |            |            |         |
|----------|-------------------|-------------|-------------|-------------|------------|------------|---------|
| Ascentra | 2019 Grant Street | 495,382,722 | 300,387,693 | 426,957,120 | 20,690,465 | 47,095,869 | 608,674 |
|----------|-------------------|-------------|-------------|-------------|------------|------------|---------|

## Burlington

|                                |                            |            |            |            |         |           |       |
|--------------------------------|----------------------------|------------|------------|------------|---------|-----------|-------|
| Burlington Municipal Employees | 418 Valley Street          | 5,222,541  | 3,597,104  | 4,729,919  | 17,439  | 475,183   | 0     |
| Casebine Community             | 485 West Burlington Avenue | 31,367,009 | 16,299,105 | 25,914,476 | 173,592 | 5,279,167 | (226) |

## Camanche

|             |              |             |             |             |           |            |   |
|-------------|--------------|-------------|-------------|-------------|-----------|------------|---|
| 1st Gateway | Highway 67 N | 178,099,569 | 122,158,183 | 146,769,356 | 8,789,098 | 18,657,409 | 0 |
|-------------|--------------|-------------|-------------|-------------|-----------|------------|---|

## Cedar Falls

|                       |                   |             |             |             |           |            |   |
|-----------------------|-------------------|-------------|-------------|-------------|-----------|------------|---|
| Cedar Falls Community | 123 W 4th Street  | 148,199,116 | 108,746,514 | 125,414,082 | 1,065,182 | 23,167,697 | 0 |
| Unite                 | 802 W 29th Street | 24,487,376  | 8,790,823   | 21,127,484  | 33,732    | 3,152,943  | 0 |

## Cedar Rapids

|                      |                           |               |             |               |            |             |         |
|----------------------|---------------------------|---------------|-------------|---------------|------------|-------------|---------|
| Collins Community    | 1150 42nd Street NE       | 1,302,204,920 | 818,958,314 | 1,129,081,993 | 27,161,047 | 108,453,178 | 351,354 |
| Linn Area            | 3015 Blairs Ferry Road NE | 518,343,946   | 419,098,179 | 440,683,851   | 20,845,598 | 48,888,518  | 312,979 |
| Metco                | 115 8th Avenue SW         | 44,381,691    | 28,132,704  | 38,939,818    | 248,328    | 5,193,545   | 0       |
| Quaker Oats          | 3535 Center Point Road NE | 12,526,686    | 6,140,856   | 10,835,881    | 41,698     | 1,649,107   | 0       |
| St Ludmila's         | 2107 J Street SW          | 379,160       | 284,461     | 267,962       | 1,572      | 109,626     | 0       |
| Teamsters Local #238 | 5050 J Street SW          | 11,677,793    | 3,565,799   | 10,644,827    | 62,442     | 970,524     | 0       |

## Centerville

|                      |                    |           |           |           |        |           |   |
|----------------------|--------------------|-----------|-----------|-----------|--------|-----------|---|
| Industrial Employees | 1513 S 18th Street | 9,758,033 | 4,555,441 | 8,175,017 | 23,312 | 1,559,704 | 0 |
|----------------------|--------------------|-----------|-----------|-----------|--------|-----------|---|

## Charles City

|                  |                     |            |           |            |        |           |   |
|------------------|---------------------|------------|-----------|------------|--------|-----------|---|
| Family Community | 1211 N Grand Avenue | 22,884,379 | 4,777,454 | 20,576,952 | 82,436 | 2,224,991 | 0 |
|------------------|---------------------|------------|-----------|------------|--------|-----------|---|

## Cherokee

|                      |                      |             |            |             |         |            |        |
|----------------------|----------------------|-------------|------------|-------------|---------|------------|--------|
| North Star Community | 1030 S Second Street | 119,985,507 | 73,258,593 | 104,425,875 | 444,147 | 11,436,095 | 94,390 |
|----------------------|----------------------|-------------|------------|-------------|---------|------------|--------|

## Clinton

|       |                       |            |            |            |         |           |   |
|-------|-----------------------|------------|------------|------------|---------|-----------|---|
| Aegis | 1200 North 2nd Street | 23,434,705 | 15,308,365 | 20,412,238 | 561,706 | 2,460,761 | 0 |
|-------|-----------------------|------------|------------|------------|---------|-----------|---|

## Council Bluffs

# Iowa Credit Unions by City

| Location/Name           | Address         | Total Assets | Net Loans | Savings & Deposits | Other Liabilities | Net Worth | Other Equity |
|-------------------------|-----------------|--------------|-----------|--------------------|-------------------|-----------|--------------|
| North Western Employees | 1411 W Broadway | 8,352,697    | 4,294,010 | 6,654,091          | 14,009            | 1,684,597 | 0            |
| United                  | 1900 W Broadway | 20,199,489   | 4,949,252 | 18,189,225         | 24,178            | 1,986,086 | 0            |

## Davenport

|                             |                    |             |             |             |           |            |   |
|-----------------------------|--------------------|-------------|-------------|-------------|-----------|------------|---|
| Davenport Police Department | 227 W 4th Street   | 4,585,374   | 1,447,385   | 3,978,978   | 8,970     | 597,426    | 0 |
| The Family                  | 1530 W 53rd Street | 203,385,814 | 116,223,246 | 176,560,084 | 1,149,616 | 25,676,114 | 0 |

## Des Moines

|                            |                             |             |             |             |            |            |   |
|----------------------------|-----------------------------|-------------|-------------|-------------|------------|------------|---|
| Affinity                   | 475 NW Hoffman Lane         | 130,856,389 | 97,306,014  | 113,055,418 | 3,410,083  | 12,406,888 | 0 |
| Capitol View               | 623 E 12th Street           | 40,889,435  | 21,057,109  | 34,775,459  | 132,377    | 5,981,599  | 0 |
| Des Moines Fire Department | 1330 Mulberry Street        | 4,134,670   | 2,316,361   | 3,292,351   |            | 842,319    | 0 |
| Des Moines Metro           | 100 University Avenue       | 61,773,643  | 30,797,487  | 54,115,078  | 480,418    | 7,178,147  | 0 |
| Des Moines Water Works     | 2201 George Flagg Parkway   | 1,495,049   | 999,150     | 1,299,076   | 6,870      | 189,103    | 0 |
| Journey                    | 1400 2nd Avenue             | 72,316,173  | 31,493,446  | 62,454,004  | 518,944    | 9,302,685  | 0 |
| Polk County                | 111 Court Avenue - Adm Bldg | 6,920,204   | 4,287,926   | 5,412,162   | 1,524      | 1,056,120  | 0 |
| Premier                    | 800 9th Street              | 261,735,112 | 190,362,330 | 225,745,939 | 11,823,792 | 24,165,381 | 0 |
| Serve                      | 423 E Court Ave             | 86,740,992  | 56,848,023  | 73,654,564  | 949,955    | 12,136,473 | 0 |

## Dubuque

|                          |                                  |               |               |               |             |             |           |
|--------------------------|----------------------------------|---------------|---------------|---------------|-------------|-------------|-----------|
| Alliant                  | 1200 Associates Drive, Suite 102 | 152,417,916   | 96,183,151    | 133,542,669   | 408,455     | 17,725,514  | 0         |
| Du Trac Community        | 3465 Asbury Road                 | 897,967,496   | 653,473,039   | 782,640,396   | 5,721,401   | 108,170,298 | 1,435,401 |
| Dubuque Postal Employees | 1155 Loras Blvd                  | 5,258,664     | 1,099,358     | 4,692,832     | 19,683      | 546,149     | 0         |
| Dupaco Community         | 3999 Pennsylvania Ave.           | 2,430,731,369 | 1,485,399,372 | 1,978,535,297 | 117,298,162 | 326,516,585 | 8,677,000 |
| Holy Ghost Parish        | 66 W. 32nd St.                   | 31,866,539    | 215,532       | 28,577,336    | 209,346     | 3,079,857   | 0         |
| Morrison Employees       | 66 W. 32nd Street                | 1,819,862     | 206,544       | 1,294,030     | 10,446      | 515,386     | 0         |

## Estherville

|           |                     |             |            |            |         |            |   |
|-----------|---------------------|-------------|------------|------------|---------|------------|---|
| Employees | 2714 Central Avenue | 118,458,064 | 62,880,825 | 92,657,405 | 586,510 | 25,214,149 | 0 |
|-----------|---------------------|-------------|------------|------------|---------|------------|---|

## Fort Dodge

|                    |                       |             |             |             |           |            |   |
|--------------------|-----------------------|-------------|-------------|-------------|-----------|------------|---|
| Citizens Community | 2012 1st Avenue South | 224,394,096 | 157,546,340 | 188,795,596 | 2,065,078 | 32,936,422 | 0 |
| Fort Dodge Family  | 407 2nd Avenue S      | 37,392,184  | 21,295,133  | 32,772,274  | 281,944   | 4,337,966  | 0 |

## Fort Madison

|                  |                 |           |           |           |       |         |   |
|------------------|-----------------|-----------|-----------|-----------|-------|---------|---|
| DuPont Employees | 801 35th Street | 4,585,262 | 2,598,577 | 3,907,908 | 2,835 | 674,519 | 0 |
|------------------|-----------------|-----------|-----------|-----------|-------|---------|---|

## Harlan

|                  |                   |            |            |            |         |           |   |
|------------------|-------------------|------------|------------|------------|---------|-----------|---|
| Town and Country | 1414 Chatburn Ave | 35,721,842 | 22,822,609 | 31,114,773 | 128,755 | 2,828,314 | 0 |
|------------------|-------------------|------------|------------|------------|---------|-----------|---|

## Humboldt

# Iowa Credit Unions by City

| Location/Name         | Address            | Total Assets | Net Loans  | Savings & Deposits | Other Liabilities | Net Worth | Other Equity |
|-----------------------|--------------------|--------------|------------|--------------------|-------------------|-----------|--------------|
| Power Co-op Employees | 1208 N 13th Street | 42,170,204   | 18,867,209 | 34,146,724         | 60,910            | 7,962,570 | 0            |

## Jesup

|               |                 |         |         |         |     |         |   |
|---------------|-----------------|---------|---------|---------|-----|---------|---|
| St Athanasius | 1255 3rd Street | 778,790 | 510,958 | 675,043 | 440 | 103,307 | 0 |
|---------------|-----------------|---------|---------|---------|-----|---------|---|

## Johnston

|                  |                                |             |             |             |            |            |   |
|------------------|--------------------------------|-------------|-------------|-------------|------------|------------|---|
| Community Choice | 6163 NW 86th Street, Suite 105 | 670,991,199 | 495,690,562 | 570,346,808 | 29,322,105 | 71,137,286 | 0 |
|------------------|--------------------------------|-------------|-------------|-------------|------------|------------|---|

## Keokuk

|            |                            |            |           |            |        |           |   |
|------------|----------------------------|------------|-----------|------------|--------|-----------|---|
| KAH        | 1600 Morgan Street         | 1,755,054  | 464,424   | 1,230,404  | 2,497  | 522,153   | 0 |
| Lee County | 123 Boulevard Road, Ste. 5 | 3,361,480  | 1,628,475 | 2,531,002  | 2,759  | 827,719   | 0 |
| SECU       | 3200 Main Street           | 2,055,459  | 1,146,750 | 1,287,477  | 5,576  | 514,406   | 0 |
| The Hub-Co | 310 Bank Street            | 20,919,779 | 8,782,117 | 18,888,945 | 52,058 | 1,978,776 | 0 |

## Le Mars

|         |                         |            |            |            |        |           |   |
|---------|-------------------------|------------|------------|------------|--------|-----------|---|
| NW IOWA | 1411 Industrial Road SW | 64,685,506 | 41,039,670 | 57,159,949 | 41,647 | 7,483,910 | 0 |
|---------|-------------------------|------------|------------|------------|--------|-----------|---|

## Marshalltown

|                       |                    |             |             |             |           |            |         |
|-----------------------|--------------------|-------------|-------------|-------------|-----------|------------|---------|
| Lennox Employees      | 1004 E Main Street | 58,166,829  | 27,672,617  | 51,784,391  | 162,457   | 5,864,363  | 355,618 |
| Members 1st Community | 910 S 12th Avenue  | 227,098,240 | 126,531,359 | 204,887,918 | 1,374,746 | 20,821,216 | 14,360  |

## Mason City

|                          |                            |            |            |            |         |           |   |
|--------------------------|----------------------------|------------|------------|------------|---------|-----------|---|
| ACE                      | 1028 14th Street SE        | 8,063,468  | 1,664,031  | 6,823,775  | 5,410   | 1,234,283 | 0 |
| CENT                     | 25 W State Street          | 65,259,551 | 52,366,709 | 53,739,187 | 332,358 | 7,841,929 | 0 |
| Gas & Electric Employees | 1602 S Monroe Ave, Suite 1 | 5,106,188  | 3,037,518  | 3,241,075  | 5,000   | 1,860,113 | 0 |
| Iowa Heartland           | 1602 S Monroe Avenue       | 25,135,644 | 12,802,051 | 20,215,616 | 64,204  | 4,606,824 | 0 |
| North Iowa Community     | P.O. Box 1248              | 82,225,605 | 63,644,570 | 73,810,932 | 686,745 | 7,106,928 | 0 |

## Mount Pleasant

|                  |             |            |            |            |         |           |        |
|------------------|-------------|------------|------------|------------|---------|-----------|--------|
| 5 Star Community | P.O. Box 28 | 44,434,133 | 26,997,341 | 40,731,006 | 158,388 | 3,473,451 | 71,288 |
|------------------|-------------|------------|------------|------------|---------|-----------|--------|

## Muscatine

|                   |                     |            |            |            |           |           |       |
|-------------------|---------------------|------------|------------|------------|-----------|-----------|-------|
| Members Community | 159 Colorado Street | 75,770,741 | 49,159,961 | 64,424,134 | 4,252,766 | 7,094,375 | (534) |
|-------------------|---------------------|------------|------------|------------|-----------|-----------|-------|

## Newton

|           |                      |            |            |            |         |            |   |
|-----------|----------------------|------------|------------|------------|---------|------------|---|
| Advantage | 121 W Third Street N | 86,834,947 | 37,625,829 | 73,622,313 | 851,815 | 12,360,819 | 0 |
|-----------|----------------------|------------|------------|------------|---------|------------|---|

## North Liberty

|            |                  |               |               |               |             |             |   |
|------------|------------------|---------------|---------------|---------------|-------------|-------------|---|
| GreenState | 2355 Landon Road | 7,112,600,971 | 6,243,593,146 | 4,849,527,400 | 713,145,733 | 692,246,854 | 0 |
|------------|------------------|---------------|---------------|---------------|-------------|-------------|---|

## Ottumwa

|               |                     |             |             |             |            |            |   |
|---------------|---------------------|-------------|-------------|-------------|------------|------------|---|
| Community 1st | 1100 Hutchinson Ave | 845,738,423 | 621,559,092 | 760,872,145 | 16,828,100 | 68,038,178 | 0 |
|---------------|---------------------|-------------|-------------|-------------|------------|------------|---|

# Iowa Credit Unions by City

| Location/Name   | Address                    | Total Assets | Net Loans  | Savings & Deposits | Other Liabilities | Net Worth | Other Equity |
|-----------------|----------------------------|--------------|------------|--------------------|-------------------|-----------|--------------|
| Meridian        | 1206 N. Jefferson          | 31,344,245   | 10,749,755 | 26,612,249         | 81,881            | 4,664,533 | (14,418)     |
| Muni-Employees  | City Hall 105 E 3rd Street | 723,010      | 551,303    | 641,857            | 3,544             | 77,609    | 0            |
| River Community | 644 W 2nd Street           | 22,745,346   | 17,622,154 | 19,418,595         | 146,196           | 3,180,555 | 0            |

## Shenandoah

|          |                     |           |           |           |        |         |   |
|----------|---------------------|-----------|-----------|-----------|--------|---------|---|
| HomeTown | 301 Maple Street #3 | 2,859,025 | 2,408,474 | 2,082,242 | 21,542 | 555,241 | 0 |
|----------|---------------------|-----------|-----------|-----------|--------|---------|---|

## Sioux City

|                        |                         |             |            |            |         |            |   |
|------------------------|-------------------------|-------------|------------|------------|---------|------------|---|
| Midwest Community      | 1909 Old South Palmetto | 35,849,887  | 11,396,056 | 32,742,667 | 94,581  | 3,012,639  | 0 |
| Sioux Valley Community | 1120 Sixth Street       | 33,777,237  | 15,447,975 | 29,632,008 | 163,394 | 3,981,835  | 0 |
| Telco Triad Community  | 1420 Tri View Avenue    | 110,466,285 | 61,024,081 | 98,868,016 | 306,565 | 12,264,453 | 0 |
| The Municipal          | 103 S Fairmount         | 20,700,907  | 10,434,890 | 18,523,938 | 69,796  | 2,107,173  | 0 |

## St. Charles

|                |                    |           |         |           |        |         |   |
|----------------|--------------------|-----------|---------|-----------|--------|---------|---|
| NGPL Employees | 510 West Carpenter | 2,853,858 | 349,405 | 2,035,566 | 15,167 | 803,125 | 0 |
|----------------|--------------------|-----------|---------|-----------|--------|---------|---|

## Urbandale

|         |                   |            |            |            |         |           |   |
|---------|-------------------|------------|------------|------------|---------|-----------|---|
| Midland | 2891 106th Street | 62,446,668 | 39,967,977 | 53,231,576 | 521,551 | 7,449,541 | 0 |
|---------|-------------------|------------|------------|------------|---------|-----------|---|

## Waterloo

|                              |                        |               |               |               |             |             |         |
|------------------------------|------------------------|---------------|---------------|---------------|-------------|-------------|---------|
| Allen Hospital Personnel     | 1825 Logan Avenue      | 6,040,192     | 3,533,525     | 5,085,866     | 23,336      | 930,990     | 0       |
| Chicago Central and Commerce | 1005 E 4th Street      | 7,243,382     | 2,093,960     | 5,726,080     | 65,513      | 1,451,789   | 0       |
| Public Employees             | 624 Franklin Street    | 32,199,015    | 14,329,293    | 27,780,386    | 26,098      | 4,392,531   | 0       |
| Veridian                     | 1827 Ansborough Avenue | 5,127,937,204 | 4,225,482,420 | 4,309,158,938 | 226,804,800 | 524,628,779 | 274,298 |
| Warren                       | 2022 Falls Avenue      | 4,528,236     | 1,532,625     | 3,500,012     | 5,394       | 1,022,830   | 0       |
| Waterloo Firemen's           | 425 E 3rd Street       | 2,676,678     | 1,867,799     | 2,412,415     | 351         | 263,912     | 0       |

## Webster City

|         |                  |            |            |            |         |           |   |
|---------|------------------|------------|------------|------------|---------|-----------|---|
| Peoples | 310 First Street | 72,337,673 | 56,312,254 | 62,629,794 | 600,050 | 8,627,829 | 0 |
|---------|------------------|------------|------------|------------|---------|-----------|---|

## West Des Moines

|                       |                      |             |            |             |           |            |         |
|-----------------------|----------------------|-------------|------------|-------------|-----------|------------|---------|
| Financial Plus        | 1831 25th Street     | 196,577,241 | 84,811,060 | 173,333,459 | 1,407,323 | 21,673,369 | 163,090 |
| First Class Community | 2051 Westown Parkway | 93,085,410  | 32,630,903 | 84,873,670  | 943,704   | 7,244,785  | 23,251  |

# Asset Ranking of Iowa State Chartered Credit Unions

| Rank | Name                     | Total Assets    |
|------|--------------------------|-----------------|
| 1    | GreenState *             | \$7,112,600,971 |
| 2    | Veridian *               | \$5,127,937,204 |
| 3    | Dupaco Community *       | \$2,430,731,369 |
| 4    | Collins Community        | \$1,302,204,920 |
| 5    | Du Trac Community        | \$897,967,496   |
| 6    | Community 1st *          | \$845,738,423   |
| 7    | Community Choice         | \$670,991,199   |
| 8    | Greater Iowa *           | \$624,431,787   |
| 9    | Linn Area                | \$518,343,946   |
| 10   | Ascentra *               | \$495,382,722   |
| 11   | Premier                  | \$261,735,112   |
| 12   | Members 1st Community *  | \$227,098,240   |
| 13   | Citizens Community       | \$224,394,096   |
| 14   | The Family *             | \$203,385,814   |
| 15   | Financial Plus           | \$196,577,241   |
| 16   | 1st Gateway              | \$178,099,569   |
| 17   | Alliant                  | \$152,417,916   |
| 18   | Cedar Falls Community *  | \$148,199,116   |
| 19   | Affinity *               | \$130,856,389   |
| 20   | North Star Community     | \$119,985,507   |
| 21   | Employees                | \$118,458,064   |
| 22   | Telco Triad Community *  | \$110,466,285   |
| 23   | First Class Community *  | \$93,085,410    |
| 24   | Advantage                | \$86,834,947    |
| 25   | Serve                    | \$86,740,992    |
| 26   | River Valley *           | \$86,133,082    |
| 27   | North Iowa Community     | \$82,225,605    |
| 28   | Members Community        | \$75,770,741    |
| 29   | Peoples *                | \$72,337,673    |
| 30   | Journey                  | \$72,316,173    |
| 31   | CENT                     | \$65,259,551    |
| 32   | NW IOWA                  | \$64,685,506    |
| 33   | Midland                  | \$62,446,668    |
| 34   | Des Moines Metro *       | \$61,773,643    |
| 35   | Lennox Employees         | \$58,166,829    |
| 36   | 5 Star Community         | \$44,434,133    |
| 37   | Metco                    | \$44,381,691    |
| 38   | Power Co-op Employees    | \$42,170,204    |
| 39   | Capitol View             | \$40,889,435    |
| 40   | Nishna Valley            | \$40,793,531    |
| 41   | Fort Dodge Family        | \$37,392,184    |
| 42   | Midwest Community        | \$35,849,887    |
| 43   | Town and Country         | \$35,721,842    |
| 44   | Sioux Valley Community * | \$33,777,237    |
| 45   | Public Employees         | \$32,199,015    |
| 46   | Holy Ghost Parish        | \$31,866,539    |
| 47   | Casebine Community *     | \$31,367,009    |



# Asset Ranking of Iowa State Chartered Credit Unions

| Rank | Name                           | Total Assets |
|------|--------------------------------|--------------|
| 48   | Meridian                       | \$31,344,245 |
| 49   | Iowa Heartland                 | \$25,135,644 |
| 50   | Unite *                        | \$24,487,376 |
| 51   | Aegis                          | \$23,434,705 |
| 52   | Family Community               | \$22,884,379 |
| 53   | River Community *              | \$22,745,346 |
| 54   | The Hub-Co *                   | \$20,919,779 |
| 55   | The Municipal                  | \$20,700,907 |
| 56   | United                         | \$20,199,489 |
| 57   | Quaker Oats                    | \$12,526,686 |
| 58   | Teamsters Local #238           | \$11,677,793 |
| 59   | Industrial Employees           | \$9,758,033  |
| 60   | North Western Employees *      | \$8,352,697  |
| 61   | ACE                            | \$8,063,468  |
| 62   | Chicago Central and Commerce * | \$7,243,382  |
| 63   | Polk County                    | \$6,920,204  |
| 64   | Allen Hospital Personnel *     | \$6,040,192  |
| 65   | Dubuque Postal Employees       | \$5,258,664  |
| 66   | Burlington Municipal Employees | \$5,222,541  |
| 67   | Gas & Electric Employees       | \$5,106,188  |
| 68   | Davenport Police Department    | \$4,585,374  |
| 69   | DuPont Employees               | \$4,585,262  |
| 70   | Warren                         | \$4,528,236  |
| 71   | Des Moines Fire Department     | \$4,134,670  |
| 72   | Lee County                     | \$3,361,480  |
| 73   | HomeTown                       | \$2,859,025  |
| 74   | NGPL Employees                 | \$2,853,858  |
| 75   | Waterloo Firemen's             | \$2,676,678  |
| 76   | SECU                           | \$2,055,459  |
| 77   | Morrison Employees             | \$1,819,862  |
| 78   | KAH                            | \$1,755,054  |
| 79   | Des Moines Water Works         | \$1,495,049  |
| 80   | St Athanasius                  | \$778,790    |
| 81   | Muni-Employees                 | \$723,010    |
| 82   | St Ludmila's                   | \$379,160    |

\* Denotes those credit unions designated as low income credit unions.