


TH
9504
.I81
A56
1977


STATE OF IOWA
OFFICE OF STATE FIRE MARSHAL

ANNUAL REPORT
for
1977



DEPARTMENT OF PUBLIC SAFETY
DIVISION OF FIRE PROTECTION

PUBLIC SAFETY

The logo of the Iowa Department of Public Safety is circular. It features a central shield with a scale of justice and a sword, surrounded by the text "IOWA DEPARTMENT OF PUBLIC SAFETY" and "PROTECTION ALL WAYS".

Robert D. Ray
GOVERNOR

Charles W. Larson
COMMISSIONER

INTRODUCTION

The Honorable Robert D. Ray
Governor of Iowa
State House
L O C A L


Dear Governor Ray:

It is with pleasure I submit the annual activity report of the State Fire Marshal's Division, Department of Public Safety, for the year ending December 31, 1977.

This report provides you with a detailed summary of the operations and activities of this Division during the calendar year 1977. If, after reviewing this report, you have any questions, or desire to discuss the activities of the Fire Marshal's Division, I would be most happy to visit with you.

Your continuing cooperation and support of the Fire Marshal's Division is most appreciated.

Sincerely,



CHARLES W. LARSON
Commissioner

CWL:me


INTRODUCTION

Submitting the 68th Annual Report for the year 1977, there were seventy-seven (77) fire deaths in 1977, eighty-eight in 1976, a decrease of eleven (11). The leading determined cause of fire deaths was careless smoking followed by vehicle incidents.

The leading causes of fires were attributed to defective wiring with 1,014 reported followed by smoking and carelessness with matches with 527 reported.

Reported incendiary fires for 1977, property and content damage, the total was approximately 30% of the total loss or \$13,378,570 and defective wiring fire losses were second at \$9,767,689.

I wish to thank the various fire departments, law enforcement agencies, state safety groups, the press, radio and television personnel for their cooperation in the past year, and special mention must be given to the members of the Iowa Legislature the Office of the Governor, Commissioner of Public Safety and Attorney General for their advice and encouragement to advance a more effective program of fire safety to combat the loss of life and destruction of property from fire in the State of Iowa.



Wilbur R. Johnson
State Fire Marshal

TABLE OF CONTENTS

LETTER OF TRANSMITTAL

PAGE

Honorable Robert D. Ray
Governor of Iowa
State Capitol Building
Des Moines, Iowa

Sir:

In compliance with the provisions of the Code of Iowa, I have the honor of submitting the Sixty-eighth Annual Report of the affairs of this office covering the period beginning January 1, 1977 and ending December 31, 1977.

Respectfully submitted,



Wilbur R. Johnson
State Fire Marshal

WRJ/ws

STATE OF MICHIGAN
DEPARTMENT OF PUBLIC SAFETY
OFFICE OF THE STATE INSPECTOR
ANNUAL REPORT
TABLE OF CONTENTS

	<u>PAGE</u>
Introduction.....	--
Letter of Transmittal.....	--
Office & Field Personnel.....	--
Assistant State Inspectors.....	--
Governor's Awards.....	1
Activities.....	2
Hazards Corrected.....	3
Inspections.....	3-4
Blueprints Reviewed.....	5
Fire & Explosion Investigations.....	6
10 Year Records.....	7
Fire Fatalities.....	8-11
Fire Loss by Counties.....	12-14
Fire Loss by Occupancy.....	15-19
Fire Loss by Cause.....	20-22
Fires - \$100,000 and over.....	23-29

STATE FIRE MARSHAL'S OFFICE
DEPARTMENT OF PUBLIC SAFETY

WILBUR R. JOHNSON
STATE FIRE MARSHAL

REYNOLD J. HENTGES
ASSISTANT STATE FIRE MARSHAL

ROBERT A. LEBER
INSPECTION ENFORCEMENT COORDINATOR

INVESTIGATION - SPECIAL AGENTS

Joe W. Beal
Oskaloosa

*Steve Madson
Atlantic

Jerry Corbett
Spencer

R.J. Smith
Cedar Rapids

Michael K. Elliott
Des Moines

Carl Svenson
Decorah

Ron Evilsizer
Denison

*Richard G. Ward
Tipton

FIRE PREVENTION INSPECTORS

Roy F. Davis
Altoona

*Gail Odem
Atlantic

*Dennis Harmening
Altoona

Jen Saunders
Denison

*Don Hutchinson
Storm Lake

Robert Schultz
Mt. Pleasant

Michael Keefe
Decorah

Harold Schurtz
Mason City

Larry Knapp
Hazelton

Debrah Pickering
Altoona

Kathaleen Lamb
Pleasantville

Paul Tinder
Clinton

Roy Marshall
Lewis

OFFICE PERSONNEL

Wilma Schellhase, Secretary II

Genevieve Tucker, Secretary I

Louella Speck, Clerk Typist III

*Catherine Brockey, Clerk Typist III

*Janet Thompson, Clerk Typist II

* Partial Year

ASSISTANT STATE INSPECTORS

Ames..... Ralph Parks, Fire Chief 50010
 Richard Taylor, Ass't. Fire Chief
 Jerry J. Johnson, City Fire Inspector

Ankeny..... Marvin Frisk, Fire Chief 50036

Boone..... Clyde (Bill) Neely, Fire Chief 50036

Burlington..... Mark Zaiser, Fire Chief 52601
 Edward A. Nelson, Fire Prevention Bureau
 B.J. Landess, City Fire Inspector
 William L. Ell, City Fire Inspector
 L.L. Werner, City Fire Inspector

Camanche..... B.J. Tyler, Fire Chief 52730

Cedar Falls..... Dale Holmes, Fire Chief 50613
 William Bell, Ass't, Fire Chief
 Robert Saul, Lieut.

Cedar Rapids..... Edsel McMickle, Fire Chief 52401
 Kenneth Anderson, City Fire Marshal
 Harold Fillenworth, Captain
 Phil Saunders, Captain
 Gerald Powers, Lieut.
 Virgil Johnson, Lieut.
 Don Knock, Lieut.

Centerville..... Charles Talbot, Fire Chief 52544

Charles City..... Keith Oldham, Fire Chief 50616

Clinton..... John Hulten, Fire Chief 52732
 Cliff Peters, City Fire Marshal

Council Bluffs..... Norman Elgan, Fire Chief 51501
 L.M. McKeown, Ass't. Fire Chief

Creston..... Lowell Willets, Fire Chief 50801

Davenport..... Howard Goettsch, Fire Chief 52801
 John Denekas, City Fire Marshal

Des Moines..... Lee Williams, Fire Chief 50309
 Richard Walton, City Fire Marshal
 Jason Johnson, City Fire Inspector

Dubuque..... R.N. Dunphy, Fire Chief 52001
 Wayne F. Jochum, City Fire Marshal
 Robert Boland, City Fire Inspector

Fort Dodge..... Willard Whitcome, Fire Chief 50501
 Edmond Svalesen, Ass't. Fire Chief
 Albert Antolik, Ass't. Fire Chief

'ASSISTANT STATE INSPECTORS - CONT'D.

Fort Madison..... Walt McKeehan, Fire Chief 52627
John J. Schier, Fire Prevention Bureau

Iowa City..... Robert Keating, Fire Chief 52240
Lawrence Kinney, City Fire Marshal
John G. Fay, State University of Iowa

Jefferson..... Don Price, Fire Chief 50129

Keokuk..... J. "Jud" Harmon, Fire Chief 52632
Howard Coovert, Ass't. Fire Chief

Lake City..... Don Morrow, Fire Chief 51449

Marion..... James L. Ford, Fire Chief 52302
Jay S. Moore, Capt. Fire Prevention Bureau

Marshalltown..... Leonard LaPour, Fire Chief 50158
James Hilsabeck, City Fire Marshal

Mason City..... John Holt, Fire Chief 50401
Jack Bender, Fire Prevention Bureau

Muscatine..... Paul Ziegenhorn, Fire Chief 52761

Nevada..... Steven Herr, Fire Chief 50201

Newton..... Stacey Backus, Fire Chief 50208

Oskaloosa..... Willard M. Ellis, Fire Chief 52577

Ottumwa..... Hubert Smith, Fire Chief 52501
Joseph A. Selix, City Fire Inspector

Red Oak..... Tom Askey, Fire Chief 51566

Shenandoah..... Ivan Scharp, Fire Chief 51601
Merrill Kruse, City Fire Inspector

Sioux City..... Robert Arnold, Fire Chief 51103
Ray Mahr, City Fire Marshal
Pete Clawson, Captain

Storm Lake..... Ron Wilson, Fire Chief 50588

Waterloo..... Harold Smith, Fire Chief 50703
Eugene Fortune, City Fire Marshal

Waverly..... John Ingersoll, Fire Chief 50677

Webster City..... Terry Johnston, Fire Chief 50595
Richard Seiser, Lieut.

West Burlington..... Robert E. Elliott, Fire Chief 52655

West Des Moines..... Randy Bracken, Fire Chief 50265

ASSISTANT STATE INSPECTORS - CONT'D

Govt Madison, Fire Chief 52517
John J. Schick, Fire Prevention Bureau
Robert Kasting, Fire Chief 52340
John W. Key, State University of Iowa

GOVERNOR'S MERITORIOUS SERVICE AWARDS

Governor's Meritorious Service Awards are presented each year by the Iowa Farm Safety Council through the State Fire Marshal's Office. These awards are presented to volunteer firemen who not only ably serve on the fire department, but also give generously of their time and energy to other community organizations on an unpaid status. The awards were presented at the 1977 Fire School at the Iowa State University Campus at Ames by Wilbur R. Johnson, State Fire Marshal, to the following firemen:

- James Barnes, Springville Volunteer Fire Department
- Everett Hemsley, (Ex-Chief), What Cheer Volunteer Fire Dept.
- Merle E. Huff, Norwalk Volunteer Fire Department
- Russell D. Slade, Coralville Volunteer Fire Department
- Murray W. Gibson, West Branch Volunteer Fire Department
- W. Lyle Spiegel, Sibley Volunteer Fire Department

FIRE PREVENTION ACTIVITIES

1977 Fire Prevention Award Winners in Iowa

Of the schools entered in the 1977 Fire Prevention contest, twenty were noted as outstanding by the committee and were rated as follows:

Greenfield Community	Montezuma Community
Lenox Community	Carson-Macedonia
Bridgewater-Fontanelle	St. Mary's (Guttenberg)
Oakland Community	Parnell Elementary
North Mahaska (New Sharon)	Odebolt-Arthur

HONORABLE MENTION

Marcus Community	Spirit Lake Elementary
Avoca Community	Carter Lake Community
Inwood Christian (Inwood)	Dallas Community (Dallas Center)
Howard-Winneshiek (Cresco)	Shannon Elementary (Monticello)
Sacred Heart (Maquoketa)	Armstrong Community

The poster winners are as follows:

GRAND PRIZE

DOUG JONES

East Union Community School (Afton)
Afton Fire Department

4th Grade

1st Place	Christopher Hauser St. Lawrence School (Carroll) Carroll Fire Department
2nd Place	Kendra Wohlert Orchard Hill School (Cedar Falls) Cedar Falls Fire Department
3rd Place	Carrie Mellema Central Lyon Comm. (Rock Rapids) Rock Rapids Fire Department

6th Grade

1st Place	Jane Ann Miller Greenfield Community Greenfield Fire Dept.
2nd Place	Kirk Funkhouser Oakland Elementary Oakland Fire Dept.
3rd Place	Darcy M. Canby North Cedar School (Cedar Falls) Cedar Falls Fire Dept.

5th Grade

1st Place	Dennis Kennebeck Dedham-Willey (Dedham) Dedham Fire Department
2nd Place	Lori Ellwood Radcliffe Community Radcliffe Fire Department
3rd Place	Betsy Brown Guttenberg Community Guttenberg Fire Department

FIELD OPERATIONS OF FIRE MARSHAL'S OFFICE

FIRE INSPECTION ORDERS WRITTEN

Health Care Facilities.....	716
Hotels and Motels.....	11
Apartment Buildings.....	29
Dormitories.....	12
College Buildings.....	15
School Buildings.....	273
Child Care Centers.....	481
Churches.....	3
Dilapidated Buildings & Fire Hazards.....	59
Liquefied Petroleum Gas, Bulk Plants, etc.....	47
Flammable Liquids Bulk Plants, etc.....	439
Miscellaneous Buildings.....	306
Group Homes.....	4
Notices Issued to Correct Hazards.....	1,588
Hazardous Condition Reports.....	27

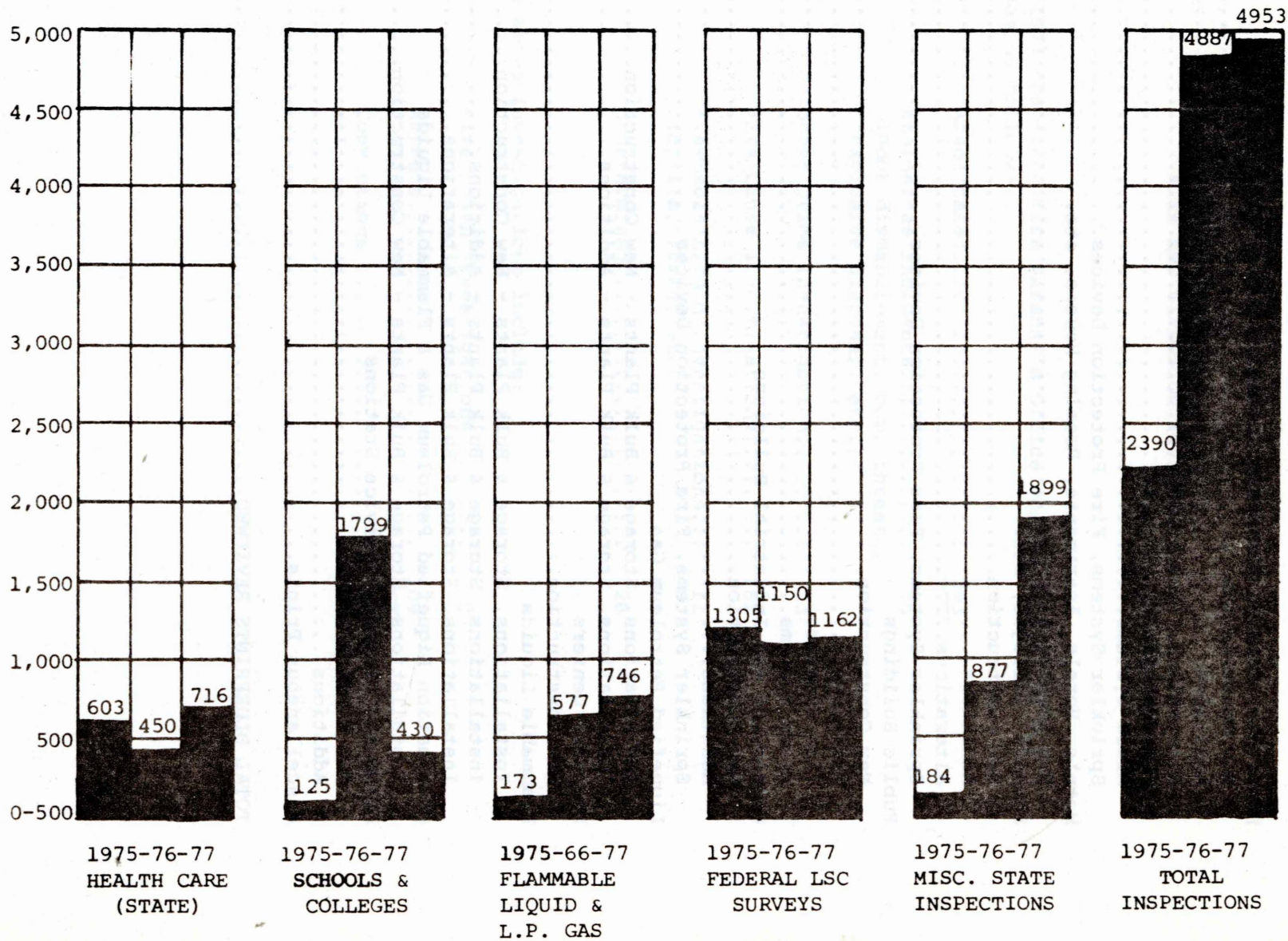
HAZARDS CORRECTED: SCHOOLS & DAY CARE CENTERS & MISCELLANEOUS BUILDINGS

Electrical Wiring.....	24
Fire Alarms.....	31
Special Hazards.....	175
Extinguishers.....	127
Sprinkler Systems.....	12
Exit Ways and Doors.....	107
Vertical Openings.....	14
Interior Finishes.....	43
Fuel - Heating and Cooking.....	21
Dilapidated Buildings.....	29
Fire Hazards.....	52
Exit Signs.....	43

INSPECTIONS - INSPECTION REVIEWS - CONSULTATION REVISITS

1975 - 1977

4



BLUEPRINTS REVIEWED

Hospitals, Nursing Homes and Custodial Homes, etc.	
New Construction.....	16
Additions.....	46
Alterations.....	33
Fire Escapes.....	3
Alarm Systems.....	15
Sprinkler Systems, Fire Protection Devices.....	57
Hotels, Motels, Apartments, Rooming Houses, etc.	
New Construction.....	11
Schools, Colleges, etc.	
New Construction.....	23
Additions.....	57
Alterations.....	9
Sprinkler Systems, Fire Protection Devices.....	18
Public Buildings	
New Construction.....	13
Additions.....	5
Fire Escapes.....	8
Alarm Systems.....	3
Commercial and Industrial Buildings	
New Construction.....	14
Additions.....	5
Sprinkler Systems, Fire Protection Devices.....	8
Liquefied Petroleum Gas	
Installations, Storage & Bulk Plants - New Construction.....	80
Installations, Storage & Bulk Plants - Additions.....	14
Day Care Centers	
New Construction.....	19
Flammable Liquids	
Installations, Storage & Bulk Plants - New Construction.....	62
Installations, Storage & Bulk Plants - Additions.....	5
Installations, Storage & Bulk Plants - Alterations.....	7
Combination Liquefied Petroleum Gas & Flammable Liquids	
Installations, Storage & Bulk Plants - New Construction.....	7
Flammable Liquids - Service Stations	
New Construction.....	14
Additions.....	1
Miscellaneous Prints.....	46
TOTAL BLUEPRINTS REVIEWED.....	599

FIRE AND EXPLOSION INVESTIGATIONS

In 1977 the State Fire Marshal's Office worked a total of 604 cases as follows:

Arson Cases.....	<u>293</u>
Explosives Incidents.....	70
(Bomb dismantlement, bomb threats, explosive disposal, etc.)	
Other Crime Investigation.....	23
Fire Cause Investigations.....	181
Flammable Liquid Investigations... (Spills, leaks, etc)	11
Undetermined.....	26

The above investigations include:

Fire Death Investigations.....	50
Arrests.....	<u>109</u>
Convictions.....	<u>70</u>

NATIONAL FIRE LOSS -- TEN YEAR RECORD
(Estimated by NFPA)

1977.....	Not available
1976.....	*\$3,400,000,000
1975.....	4,000,000,000
1974.....	3,700,000,000
1973.....	3,100,000,000
1972.....	2,960,000,000
1971.....	2,845,000,000
1970.....	2,810,000,000
1969.....	2,415,000,000
1968.....	2,179,922,000
1967.....	2,070,000,000

IOWA FIRE LOSS - TEN YEAR PERIOD

1977.....	\$ 46,726,586
1976.....	35,461,781
1975.....	34,002,201
1974.....	24,308,936
1973.....	30,370,748
1972.....	23,463,384
1971.....	17,148,147
1970.....	24,563,111
1969.....	22,339,259
1968.....	21,299,814

IOWA FIRE DEATHS -- TEN YEAR PERIOD

1977.....	77
1976.....	88
1975.....	92
1974.....	82
1973.....	88
1972.....	77
1971.....	75
1970.....	84
1969.....	81
1968.....	102

* New method for computing used by NFPA

DEATHS CAUSED BY FIRE IN 1977

<u>NAME</u>	<u>AGE</u>	<u>DATE FIRE</u>	<u>DATE DEATH</u>	<u>LOCATION</u>	<u>CAUSE OF FIRE</u>
Leneberg, Denna	4 mo.	08/8	08/8	Buck Creek	Lightning
O'Connell, Colleen	7 mo.	03/29	03/29	Cedar Falls	Homicide by arson
Gaul, Wendy	7 mo.	09/16	09/16	Worthington	Unattended appliance
Wallace, Stephanie	13 mo.	02/8	02/10	Blairsburg	Child playing with matches
Bakas, Jesse	2 yr.	04/10	04/10	Iowa Falls	Careless smoking
DuFault, Erika	2 yr.	10/11	10/11	Davenport	Suspected arson
Thomas, Debbie	3 yr.	03/22	03/22	Independence	Children playing with matches
Troyer, Casey	3 yr.	11/19	11/19	Guthrie Center	Child playing with matches
Rand, Sonya	5 yr.	02/9	02/9	Des Moines	Careless smoking
Leneberg, Donita	5 yr.	08/8	08/8	Buck Creek	Lightning
Bakas, Steve	6 yr.	04/10	04/10	Iowa Falls	Careless smoking
Blanchard, Tammy	7 yr.	08/8	08/8	Buck Creek	Lightning
Hammond, Dennis	10 yr.	01/18	01/18	Thayer	Woodburning stove overheating
Hammond, Ivan Jr.	12 yr.	01/18	01/18	Thayer	Woodburning stove overheating
Bakas, Jeff	12 yr.	04/10	04/10	Iowa Falls	Careless smoking
Blanchard, Gary	13 yr.	08/8	08/8	Buck Creek	Lightning
Jones, Jeff	14 yr.	08/24	08/24	Des Moines	Arson
Hansen, Joy	15 yr.	11/17	11/17	Hamburg	Defective wiring
Davenport, Martin	16 yr.	11/11	11/11	Cedar Falls	Careless use of candles
Bode, Douglas	18 yr.	03/13	03/13	Salix	Defective appliance
DuFault, Jenine	18 yr.	10/11	10/11	Davenport	Suspected arson
Harte, Michael	20 yr.	06/2	06/2	Remsen	Careless smoking
Clark, Dean	21 yr.	03/12	03/12	Osage	Auto accident
Pitt, Rusty	21 yr.	09/22	09/22	Sidney	Wall collapsed on bystander
Luther, Richard	23 yr.	09/3	09/3	Westgate	Careless smoking
Kettner, Gary	26 yr.	11/19	11/19	Waverly	Careless smoking
Rand, Vivian	28 yr.	02/9	02/9	Des Moines	Careless smoking
Thomas, Larry	28 yr.	02/9	02/9	Des Moines	Careless smoking
Hamil, Debbie	28 yr.	11/27	11/27	Davenport	Careless smoking
Smith, Barbara	30 yr.	11/27	11/27	Davenport	Careless smoking
Bakas, Kosta	31 yr.	04/10	04/10	Iowa Falls	Careless smoking
Hubbs, Dennis	32 yr.	05/9	05/9	Burlington	Asphalt explosion
Leneberg, Mary	32 yr.	08/8	08/8	Buck Creek	Lightning
Leneberg, Don	32 yr.	08/8	08/8	Buck Creek	Lightning
Toppe, Beverly	32	09/19	09/19	Eldridge	Unknown

FIRE DEATHS CONTINUED

<u>NAME</u>	<u>AGE</u>	<u>DATE FIRE</u>	<u>DATE DEATH</u>	<u>LOCATION</u>	<u>CAUSE OF FIRE</u>
Woodley, Ralph	34 yr.	05/8	05/8	Sioux Center	Careless smoking
Cline, Robert	35 yr.	12/30	12/30	Denison	Careless smoking
Porter, George	40 yr.	08/24	08/24	Des Moines	Arson
Witter, Phyllis	45 yr.	10/23	10/23	Ames	Careless smoking
Lansing, Jerome	49 yr.	02/27	03/22	Cedar Rapids	Dust explosion
Hansen, Lois	49 yr.	11/17	11/17	Hamburg	Defective wiring
Christensen, Eldon	51 yr.	01/21	01/21	Clarksville	Fireman - heart attack
Hammond, Emma	54 yr.	01/18	01/18	Thayer	Woodburning stove overheating
Warwick, Cheryl	54 yr.	02/9	02/11	Des Moines	Careless smoking
Hall, Nellie	55 yr.	02/9	02/9	Des Moines	Careless smoking
Woods, Percy	57 yr.	05/12	06/1	Waterloo	Careless smoking
Loop, Bert	58 yr.	04/16	04/18	Monticello	Natural gas explosion
Woodley, Dallas	58 yr.	04/16	06/22	Keokuk	Careless smoking
Mills, Hilda	58 yr.	08/10	08/10	Newhall	Vehicle accident
Trimble, Linville	59 yr.	05/30	05/30	W. Des Moines	Careless smoking
Lancaster, Florence	59 yr.	09/13	09/13	Elgin	Careless smoking
Mills, Kenneth	62 yr.	08/10	08/10	Newhall	Vehicle accident
Canfield, Howard	65 yr.	02/6	02/6	Davenport	Heart attack - electric appli.
Pemberton, Phyllis	65 yr.	08/24	08/24	Des Moines	Arson
Martens, Elmer	68 yr.	12/27	12/27	Gladbrook	Misuse-flammable liquids
Ehm, Marie	71 yr.	04/21	04/23	Des Moines	Sparks - Fireplace
Wittmaack, Martin	71 yr.	04/23	04/23	Sioux Rapids	Tractor accident
Lancaster, Hollis	72 yr.	09/13	09/13	Elgin	Careless smoking
Smith, Warden	73 yr.	02/9	02/9	Shenandoah	Combustibles near heat
Moore, Hazel	73 yr.	12/8	12/8	Council Bluffs	Defective wiring
Cameron, Zazelle	74 yr.	12/10	12/10	Independence	Careless use of candle
Nuss, Ira James	74 yr.	12/24	12/24	Odebolt	Careless smoking
Robb, Wilbert	74 yr.	12/28	12/28	Des Moines	Careless smoking
Thorne, Jack	75 yr.	01/28	01/28	Cedar Rapids	Careless smoking
Pope, Martha	75 yr.	04/14	04/14	Luana	LP explosion
Small, Alta	75 yr.	11/17	11/17	Hamburg	Defective wiring
Krug, Arthur	77 yr.	01/28	03/28	Cedar Rapids	Defective wiring
Bryant, Vernon	77 yr.	11/21	11/21	Fairfield	Burning debris
Hosch, Oliva	78 yr.	11/29	11/29	Cascade	Combustibles against heat
Hammond, Ivan Sr.	79 yr.	01/18	01/18	Thayer	Woodburning stove overheating
Spitznagle, Antoinette	79 yr.	06/5	06/5	Council Bluffs	Defective wiring

FIRE DEATHS CONTINUED

<u>NAME</u>	<u>AGE</u>	<u>DATE FIRE</u>	<u>DATE DEATH</u>	<u>LOCATION</u>	<u>CAUSE OF FIRE</u>
Sweeney, Mattie	79 yr.	12/22	12/22	Des Moines	Careless smoking
Moore, Benjamin	80 yr.	12/8	12/8	Council Bluffs	Defective wiring
McCauley, Florence	83 yr.	09/2	09/2	West Union	Combustibles near heat
Trumm, Peter	84 yr.	01/13	01/13	Epworth	Unknown
Case, Suzie	86 yr.	01/28	03/2	Cedar Rapids	Careless smoking

SUMMARY OF FIRE DEATHS

Total Fire Deaths Occurring in the Rural Area.....	18
Total Fire Deaths Occurring in the Town Area.....	<u>59</u>
Total Fire Deaths Occurring in 1976.....	77

<u>MONTHS</u>	<u>AGE GROUPS</u>	<u>MULTIPLE FIRE DEATHS</u>
January 9	6 weeks to 10 years..... 13	Buck Creek..... 4
February..... 9	11 years to 20 years..... 9	Cedar Rapids..... 2
March..... 4	21 years to 30 years..... 8	Council Bluffs.... 2
April..... 9	31 years to 40 years..... 8	Des Moines..... 8
May..... 4	41 years to 50 years..... 3	Davenport..... 4
June..... 2	51 years to 60 years..... 10	Elgin..... 2
July..... 0	61 years to 70 years..... 4	Hamburg..... 3
August..... 11	71 years to 80 years..... 18	Iowa Falls..... 4
September..... 7	81 years and over..... 4	Newhall..... 2
October..... 3		Thayer..... 4
November..... 11	TOTAL	77
December..... <u>8</u>		
TOTAL	77	

SUMMARY OF FIRE DEATHS CONTINUED:

CAUSES OF FIRES

Carelessness

Combustibles against heat..... 3
 Brush fire..... 1
 Carelessness with candles..... 2

Electrical

Defective appliances..... 1
 Defective wiring..... 6

Explosion

Asphalt plant..... 1
 Dust explosion..... 1
 Natural gas explosion..... 1
 LP explosion..... 1

Flammable Liquid (Misuse of)

Flammable liquid to start cooking stove. 1

Heating Equipment, Defective, etc.

Defective furnace..... 2

Smoking

Careless smoking..... 27

Other

Tractor..... 1
 Wall collapsed on bystander..... 1
 Lightning..... 6
 Homicide by arson..... 1
 Unattended appliance..... 1
 Children playing with matches..... 3
 Woodburning stove..... 4
 Incendiary..... 5
 Auto..... 3
 Undetermined..... 2
 Heart attack - fighting fire..... 1
 Heart attack..... 1

Sparks

Fireplace..... 1

TOTAL

77

OCCUPANCY

Residential

Apartments..... 17
 Mobile homes..... 5
 One family dwelling..... 41

Miscellaneous

Camper trailer..... 1 ✓
 Garage..... 1 ✓
 Auto..... 3 ✓
 Wall collapsing on bystander..... 1
 Asphalt plant..... 1 ✓
 Factory..... 1 ✓
 Fire station warehouse..... 1 ✓
 Motel..... 1 ✓
 Misuse of flammable liquids..... 1
 Sparks from fireplace..... 1
 Tractor..... 1 ✓
 Open area..... 1 ✓

TOTAL

77

SEX:

Number of female fire deaths..... 34

Number of male fire deaths..... 43

TOTAL

77

11

IOWA FIRE RECORDS FOR 1977

The following tables are compiled from fire reports received by the Fire Marshal's Office in accordance with requirements of the Iowa Statutes. For various reasons, we do know a small percentage of fires throughout the state are not reported to this office by local officials, however, the tables reflect a high degree of accuracy in analyzing the fire loss to buildings and contents.

TABLE NO. I

Showing the total number of fire reported by counties. Damage to buildings and contents is combined.

<u>COUNTY</u>	<u>RURAL FIRES</u>	<u>RURAL LOSS</u>	<u>TOWN FIRES</u>	<u>TOWN LOSS</u>
Adair.....	13	\$162,190	4	\$ 25,000
Adams.....	6	41,590	3	100,530
Allamakee.....	16	112,750	4	21,750
Appanoose.....	10	113,550	12	210,950
Audubon.....	5	28,900	1	4,500
Benton.....	18	198,170	16	230,414
Black Hawk.....	11	76,950	128	858,578
Boone.....	35	346,035	47	160,090
Bremer.....	12	201,650	12	389,550
Buchanan.....	23	169,812	28	237,700
Buena Vista.....	2	16,532	3	6,900
Butler.....	11	166,040	6	48,300
Calhoun.....	6	67,940	4	112,000
Carroll.....	9	12,645	10	80,235
Cass.....	7	52,585	4	15,375
Cedar.....	5	104,420	10	1,175,050
Cerro Gordo.....	17	252,050	28	179,130
Cherokee.....	5	62,900	2	9,000
Chickasaw.....	15	70,742	2	24,500
Clarke.....	10	79,900	9	92,180
Clay.....	5	45,560	2	4,100
Clayton.....	20	321,600	7	68,650
Clinton.....	27	262,085	50	597,759
Crawford.....	12	106,450	2	8,000
Dallas.....	31	616,049	26	215,105
Davis.....	19	969,694	2	8,100

<u>COUNTY</u>	<u>RURAL FIRES</u>	<u>RURAL LOSS</u>	<u>TOWN FIRES</u>	<u>TOWN LOSS</u>
Decatur.....	3	4,800	6	53,000
Delaware.....	10	160,500	5	82,770
Des Moines.....	32	469,928	51	269,164
Dickinson.....	6	80,400	6	118,750
Dubuque.....	24	200,000	90	663,323
Emmet.....	4	101,500	1	34,500
Fayette.....	23	183,566	29	183,151
Floyd.....	12	48,740	10	149,300
Franklin.....	6	55,400	5	194,750
Fremont.....	13	55,600	7	370,225
Greene.....	2	2,900	2	11,800
Grundy.....	7	59,243	6	13,415
Guthrie.....	10	133,255	6	192,850
Hamilton.....	10	68,756	4	57,320
Hancock.....	11	167,950	3	25,300
Hardin.....	16	163,020	19	120,200
Harrison.....	8	98,650	16	60,160
Henry.....	26	173,076	9	68,425
Howard.....	17	224,632	8	87,900
Humboldt.....	2	26,649	4	62,090
Ida.....	5	155,800	2	12,700
Iowa.....	8	61,100	3	41,400
Jackson.....	15	233,335	6	52,700
Jasper.....	23	158,101	32	1,280,638
Jefferson.....	9	69,150	13	142,269
Johnson.....	14	172,550	101	361,283
Jones.....	10	229,844	7	42,500
Keokuk.....	11	123,607	9	159,186
Kossuth.....	10	95,601	7	99,300
Lee.....	17	70,690	12	368,168
Linn.....	32	394,399	214	3,078,602
Louisa.....	5	81,400		
Lucas.....	11	269,125	5	32,000
Lyon.....	11	78,199	4	37,100
Madison.....	14	185,300	8	110,770
Mahaska.....	23	206,877	34	873,726
Marion.....	9	152,175	8	140,600
Marshall.....	3	41,500	67	225,758
Mills.....	9	90,290	5	25,250

<u>COUNTY</u>	<u>RURAL FIRES</u>	<u>RURAL LOSS</u>	<u>TOWN FIRES</u>	<u>TOWN LOSS</u>
Mitchell.....	5	31,500	3	33,500
Monona.....	3	64,650	6	41,800
Monroe.....	15	165,325	10	72,558
Montgomery.....	14	107,176	4	39,697
Muscatine.....	27	162,300	17	159,490
O'Brien.....	16	153,341	14	160,154
Osceola.....	5	19,940	2	31,000
Page.....	8	29,700	16	73,300
Palo Alto.....	8	378,000	8	594,000
Plymouth.....	5	99,400	2	450
Pocahontas.....	14	199,737	4	56,600
Polk.....	82	794,720	1,021	7,931,336
Pottawattamie.....	24	197,245	127	1,006,935
Poweshiek.....	15	131,606	13	487,495
Ringgold.....	22	85,014	8	538,601
Sac.....	14	58,520	13	28,550
Scott.....	9	188,500	119	903,792
Shelby.....	9	100,325	8	79,802
Sioux.....	12	98,350	15	280,664
Story.....	35	210,550	115	539,345
Tama.....	15	113,190	11	24,075
Taylor.....	11	43,574	4	23,655
Union.....	17	97,135	18	57,134
Van Buren.....	6	146,235	2	55,000
Wapello.....	47	302,950	56	746,200
Warren.....	30	185,950	17	86,500
Washington.....	1	17,000	1	11,900
Wayne.....	4	21,869	2	1,150
Webster.....	11	183,320	58	614,340
Winnebago.....	14	65,100	12	251,450
Winneshiek.....	23	418,942	4	4,500
Woodbury.....	20	162,894	150	1,517,787
Worth.....	6	159,700	1	200
Wright.....	7	112,100	8	175,582
TOTAL	1,385	15,312,255	3,115	31,414,331

SUMMARY OF TABLE NO. I

Total Number of Rural Fires.....	1,385
Total Number of Town Fires.....	<u>3,115</u>
Total Number of Fires	4,500

TABLE NO. II

Showing the types of occupancy destroyed. The damage to buildings and contents is set out separately.

<u>Types of Occupancy</u>	<u>Rural Fires</u>			<u>Town Fires</u>		
	<u>No. Fires</u>	<u>Building Loss</u>	<u>Content Loss</u>	<u>No. Fires</u>	<u>Building Loss</u>	<u>Content Loss</u>
ASSEMBLY						
Assembly & Exhibition Halls.....				5	55,200	17,700
Bowling Alleys.....				3	21,500	60,000
Churches.....	6	14,750	5,200	7	982,095	115,150
Club Rooms.....	3	8,200	1,000	5	5,900	5,000
Lodge Halls.....				2	50,125	29,105
Passenger Stations, Terminals.....				1	10,000	
Pool Halls.....				1		80
Restaurants.....	3	5,330	11,100	43	583,560	1,024,458
Taverns.....	2	155,000	678,000	26	634,788	264,055
Theaters.....				3	34,423	12,501
Other.....				6	17,950	15,450
EDUCATIONAL						
Colleges & Universities.				4	71,700	25,100
Elementary Schools.....				6	38,160	11,480
High Schools.....	1	1,000	2,500	10	28,901	10,101
Other.....				1	52,800	
INSTITUTIONAL						
Clinic.....				1		200
Homes for Aged, Nursing Homes, etc..	1	250	140	6	197,295	107,860
Hospitals.....				7	6,750	5,265
Houses of Correction...				1	200	300
Jails.....				4	55	1,314

Types of Occupancy	<u>Rural Fires</u>			<u>Town Fires</u>		
	<u>No. Fires</u>	<u>Building Loss</u>	<u>Content Loss</u>	<u>No. Fires</u>	<u>Building Loss</u>	<u>Content Loss</u>
INSTITUTIONAL cont'd.						
Childrens Homes				1	20,000	10,000
RESIDENTIAL						
Apartments.....	1	200	100	281	2,264,156	487,666
Dormitories.....				9	16,100	5,190
Fraternity Houses.....				1	613	856
Hotels.....				14	9,139	1,283
Lodging & Rooming Houses.....				5	14,650	4,440
Motor Courts.....	2	4,250	250	20	102,842	11,420
One Family Dwelling....	401	3,674,172	1,534,107	1,222	5,425,819	2,187,173
Sorority Houses.....				1		80
Trailer Houses.....	94	564,935	245,550	160	599,377	229,071
Two family dwelling....				13	38,493	10,240
MERCANTILE						
Auto Accessories.....				2	51,000	50,200
Barber & Beauty Shops..				5	117,536	7,001
Book Stores.....				2	9,144	5,000
Clothing Stores.....				8	25,808	172,390
Department Stores.....				5	15,861	39,950
Drug Stores.....				2	1,500	40,000
Electrical Appliances..				3	3,757	3,500
Farm Implement & Machinery.....	1	250		2	9,000	35,000
Feed Store.....					10,000	
Florists & Green Houses.....				3	74,564	59,500
Food Markets.....				2	90,000	66,000
Furniture Stores.....	2	5,000	2,000	2	101,250	126,000
General Store.....				13	105,450	142,150
Hardware Store.....				1		500
Jewelry Store.....				2	40,900	60,000
Novelty Store.....				2	5,000	4,700
Photographic Studio....				1		700
Plumbing Supplies.....				1	30,000	
Shoe Repair.....				1		500
Shoe Stores.....				1	200	

TABLE NO. II cont'd.

	<u>Rural Fires</u>			<u>Town Fires</u>		
	<u>No.</u> <u>Fires</u>	<u>Building</u> <u>Loss</u>	<u>Content</u> <u>Loss</u>	<u>No.</u> <u>Fires</u>	<u>Building</u> <u>Loss</u>	<u>Content</u> <u>Loss</u>
MERCANTILE cont'd.						
Super Markets.....				1	200	
Other.....	1	4,000	2,500	20	238,003	128,550
OFFICE						
Banks.....				5	11,600	2,500
City & Town Halls.....				1	150,000	25,000
Dentists.....				1	50,000	200,000
Doctors Office.....				2	1,000	100
Funeral Parlors.....				1	25,000	12,500
Office Buildings.....	2	170,000	105,000	30	449,814	393,588
Other.....				2	450	4,990
INDUSTRIAL						
Creameries.....				1	800	400
Dry Cleaning Plant.....				4	13,150	93,000
Factories.....	12	128,100	17,300	48	799,176	959,501
Laboratories.....				2	6,800	200
Laundry & Laundromats.....				8	20,119	11,675
Machine Shops & Foundry...	2	5,000	1,000	1	200,000	800,000
Packing Plants.....				1	2,000	4,300
Pumping Stations.....				1	50	450
Saw Mills.....				1	4,000	3,900
Work & Repair Shops.....	17	61,100	129,820	24	218,800	246,389
Other.....	2	126,000	50,000	4	111,952	89,500
STORAGE						
Barn.....	171	1,825,890	1,120,710	12	45,610	29,968
Cattle Shed or Barn.....	2	1,450				
Brooder, Chicken, Poultry Houses.....						
Corn Crib.....	29	92,040	60,700	3	17,050	13,575
Filling Station.....	2	40,000	20,000	2	12,300	22,000
Grain Elevator.....	1	15,000	4,000	12	40,472	32,017
Grain Mill.....	4	97,000	4,500	7	89,020	126,000
Granaries.....	16	113,000	48,150	6	1,274,650	513,500
Hog Houses.....	97	778,965	575,828			

TABLE NO. II cont'd.

	<u>Rural Fires</u>			<u>Town Fires</u>		
	<u>No.</u>	<u>Building</u>	<u>Content</u>	<u>No.</u>	<u>Building</u>	<u>Content</u>
	<u>Fires</u>	<u>Loss</u>	<u>Loss</u>	<u>Fires</u>	<u>Loss</u>	<u>Loss</u>
STORAGE cont'd.						
Locker Plants.....				2	100,000	55,000
Lumber Yards.....				1	457,176	1,149,500
Machine Shed.....	22	207,525	255,989			
Private Garage.....	22	50,121	46,840	183	262,666	183,187
Public Garage.....				2	38,100	47,450
Pump House.....	3	776	250	3	800	300
Sales Barn.....	1	40,000	10,000	2	29,530	31,500
Silos.....	8	10,650	53,050			
Storage Shed or Building..	69	170,150	304,658	88	625,467	499,242
Tool Shed.....	2	900	1,600	3	1,500	3,300
Warehouse-Wholesale House.				13	308,400	1,197,708
LPG Bulk Plant or Storage (over 2,000 gallons)	2	100,250	250	1	16,800	9,500
Other.....	3	11,200	8,900	4	4,060	437
MISCELLANEOUS						
Automobiles.....	130	246,388	10,180	667	554,341	12,305
Buses.....	3	12,163	13,000	5	13,750	4,100
Corn & Grain Dryers.....	10	38,356	6,392	6	29,450	5,700
Fences.....	2	1,300				
Grain Fields & Meadows...	10	5,717				
Hay, Grain & Straw Stacks	41	37,922	85	3	2,350	
Lawns & Gardens.....	2	175		3	925	
Lumber & Wooden Poles	4	810		6	69,296	
Machinery, Tractors, Implements & Wagons....	93	340,456	6,660	26	174,483	5,200
Motorcycles & Scooters...	6	5,600		13	9,025	200
Orchards & Timber.....	2	400		1	650	
Tractor - Trailer.....	7	64,380	20,200	12	73,803	36,270
Trains, Box Cars, Coaches Boats, etc.....	9	193,900		27	58,953	40,950
Trucks.....	54	181,335	14,055	106	289,512	9,435
Other.....	40	206,090	175	36	65,711	1,490
TOTAL	1,435	9,903,296	5,408,959	3,340	18,942,325	12,472,006

SUMMARY TABLE NO. II

RURAL FIRES

Total Building Loss..... \$ 9,903,296
 Total Content Loss..... 5,408,959
 Total Loss Rural Fires..... \$15,312,255

TOWN FIRES

Total Building Loss..... \$18,942,325
 Total Content Loss..... 12,472,006
 Total Loss Town Fires..... \$31,414,331

Total Rural Loss..... \$15,312,255
 Total Town Loss..... 31,414,331
 TOTAL FIRE LOSS 1977 \$46,726,586

SEE TABLE NO. I FOR NUMBER OF FIRES - 1977

19

<u>TYPES OF OCCUPANCY</u>	<u>Rural Fires</u>	<u>Town Fires</u>	<u>Total Fires</u>	<u>Rural Loss</u>	<u>Town Loss</u>	<u>Total Loss</u>
ASSEMBLY	14	104	118	\$ 878,580	\$ 3,939,040	\$ 4,817,620
EDUCATIONAL	1	21	22	3,500	238,242	241,742
INSTITUTIONAL	1	20	21	390	349,239	349,629
RESIDENTIAL	501	1,743	2,244	6,023,564	11,408,608	17,432,172
MERCANTILE	4	83	87	13,750	1,870,814	1,884,564
OFFICE	2	42	44	275,000	1,326,542	1,601,542
INDUSTRIAL	34	97	131	518,320	3,586,162	4,104,482
STORAGE	486	357	843	6,193,412	7,237,785	13,431,197
MISCELLANEOUS	417	921	1,338	1,405,739	1,457,899	2,863,638
TOTAL	1,460	3,388	4,848	\$15,312,255	\$31,414,331	\$46,726,586

TABLE NO. III

Showing the causes of fires. Damage to buildings and contents combined.

<u>CAUSES OF FIRES</u>	<u>Rural Fires</u>	<u>Rural Loss</u>	<u>Town Fires</u>	<u>Town Loss</u>
HEATING EQUIPMENT - DEFECTIVE, OVERHEATED, ETC.				
Brooders.....	55	677,971	3	2,650
Chimneys and Flues.....	42	296,891	20	82,256
Coal Stoves.....	2	16,000	2	7,408
Furnaces.....	38	622,390	59	2,020,769
Oil Stoves, Burners, Tanks.....	6	39,600	12	94,039
Unknown type of stove.....	5	83,725		
Water Heaters (Other than electric).....	11	106,120	24	442,688
Wood Stoves.....	31	309,674	20	125,670
Other.....	9	80,998	7	69,620
ELECTRICAL				
Defective Appliance.....	62	882,579	212	1,429,479
Defective Fixture.....	8	310,150	25	370,894
Defective Transformer.....	1	200	7	13,475
Defective Wiring (Shorts).....	216	2,359,518	392	3,010,825
Overheated Electric Motors.....	12	232,550	37	635,854
Overloaded Circuit.....	5	76,100	12	155,349
Short Circuit in Electric Motors.....	2	3,750	14	50,016
Other.....	5	30,950	1	206,000
EXPLOSIONS				
Bottled Gas.....	19	322,250	14	99,494
Chemical.....			3	62,600
Flammable Liquid Vapors.....	5	190,000	13	204,624
Gasoline.....	6	55,350	11	208,050
Natural Gas.....			3	130,250
Other.....	3	43,050	7	1,058,475
SPARKS				
Blow Torch.....	2	7,500	14	31,246
Bonfires & Incinerators.....	105	484,673	42	164,385
Chimneys.....	4	14,136	1	3,353
Cutting & Welders Torch.....	17	135,975	44	782,428
Engines, Machinery, Backfires.....	49	208,038	160	97,382
Fireplaces.....	4	160,500	17	122,495

CAUSES OF FIRES cont'd.

SPARKS cont'd.

Grass Fires.....	23	65,440	13	26,268
Stoves and Furnaces.....	4	39,550	1	2,871
Other.....	3	14,200	7	89,239

SPONTANEOUS IGNITION

Coal.....			1	50,000
Corn - Cobs.....	2	120,430		
Dust.....	1	200	1	600
Grain.....	1	42,000		
Hay - Straw.....	16	69,580	1	15,975
Paper, Bags, Etc.....	3	3,400	9	49,940
Other.....	3	81,500	3	46,365

SMOKING & MATCHES

Fell Asleep While Smoking.....			1	300
Match Carelessness - Children.....	26	146,560	141	487,354
Match Carelessness - Other.....	3	2,325	14	98,746
Other Careless Smoking.....	29	80,163	307	1,665,889
Other.....			5	9,275

FLAMMABLE LIQUID - MISUSE OF

Gasoline.....	4	10,650	11	52,963
Grease, Etc. on Stove.....	5	49,050	55	1,301,290
Paint, Paint Remover, Etc.....	1	34,000		
Used to Kindle Fire.....			2	550
Other.....			1	7,933

CARELESSNESS

Candles & Torches.....	2	4,643	32	190,647
Combustibles Against Heat.....	58	455,542	153	606,412
Fireplaces & Open Grates.....	13	76,050	38	201,648
Hot Ashes.....	4	7,600	25	254,488
Improper Rubbish Disposal.....	7	18,835	15	89,215
Unattended Appliances.....	8	89,615	80	398,634
Other.....	5	125,900	24	76,867

OTHER

Auto Wreck.....	20	119,061	24	42,690
Defective Auto Motors, Broken Gas Lines, Etc..	38	208,098	160	141,159
Defective Farm Machinery & Implements, Other Equipment.....	25	377,759	6	13,341

Rural
Fires

Rural Loss

Town
Fires

Town Loss

CAUSES OF FIRES cont'd.	Rural		Town	
	Fires	Rural Loss	Fires	Town Loss
OTHER cont'd.				
Exposures.....	74	304,484	271	2,360,346
Flammable Liquid on Motors.....	14	35,506	49	45,747
Friction.....	19	56,695	16	14,575
Gas Leaks.....	6	71,946	18	186,786
Incendiary or Suspected.....	85	1,509,541	421	6,216,303
Lightning.....	78	1,024,393	80	356,789
Thawing Water Pipes.....	9	79,210	25	425,305
Undetermined.....	122	2,237,691	154	4,206,047
TOTAL.....	1,435	\$15,312,255	3,340	\$31,414,331

* See Table No. 1 for number of fires. Each exposure in Table No. III is classed as a separate fire.

SUMMARY OF TABLE NO. III

CAUSES OF FIRES	Rural	Town	Total	Rural Loss	Town Loss	Total Loss
	Fires	Fires	Fires			
HEATING EQUIPMENT.....	199	147	346	2,233,369	2,845,100	5,078,469
ELECTRICAL.....	314	700	1,014	3,895,797	5,871,892	9,767,689
EXPLOSIONS.....	33	52	85	610,650	1,763,493	2,374,143
SPARKS.....	211	301	512	1,130,012	1,319,667	2,449,679
SPONTANEOUS IGNITION.....	26	15	41	317,110	162,880	479,990
SMOKING & MATCHES.....	58	469	527	229,048	2,261,564	2,490,612
FLAMMABLE LIQUIDS.....	11	70	81	93,700	1,362,736	1,456,436
CARELESSNESS.....	97	369	466	778,185	1,817,911	2,596,096
OTHER.....	511	1,265	1,776	6,024,384	14,009,088	20,033,472
TOTAL	1,460	3,388	4,848	\$15,312,255	\$31,414,331	\$46,726,586

FIRES OCCURRING DURING 1977 IN A LOSS OF \$100,000 OR OVER

LOCATION	TYPE OF OCCUPANCY	DATE	TOTAL LOSS	CAUSE OF FIRE
ADAIR				
Orient (R)	Factories	08/15	100,000	Defective farm mach & equip,
APPANOOSE				
Centerville	City & Town Halls	10/28	175,000	Defective Fixture
BENTON				
Iowa (R)	Other Miscellaneous	12/10	120,000	Corn - Cobs
BLACK HAWK				
Hudson	Barber, Beauty Shops	01/07	103,000	Thawing water pipes
Cedar Falls	Apartments	12/02	167,647	Defective wiring (shorts)
BOONE				
Beaver (R)	LPG Bulk Plant or storage	05/20	100,000	Defect. Auto Motors, Gas lines
Beaver (R)	Tractor-Trailer	02/20	50,000	Exposure
BREMER				
Waverly	Office Buildings	11/16	274,000	Defective wiring (shorts)
Waverly	Lumber Yards	11/16	3,000	Exposure
CEDAR				
Durant	Machine Shops & Foundry	01/23	1,000,000	Furnaces
CLINTON				
Clinton	Jewelry Store	03/30	100,000	Exposure
Clinton	Office Buildings	03/30	26,000	Exposure
Clinton	Furniture Store	03/30	225,000	Undetermined
Clinton	Other Miscellaneous	03/30	1,000	Exposure
DALLAS				
Colfax (R)	Barn	03/30	102,000	Incendiary or suspected
Perry	Locker Plants	09/16	120,000	Flammable liquid vapors
Perry	Dry Cleaning Plant	09/16	9,000	Exposure
Perry	Storage Shed or Building	09/16	15,000	Exposure
Linn (R)	Hog Houses	12/10	210,000	Defective wiring (shorts)
DAVIS				
Cleveland (R)	Taverns	07/01	775,000	Incendiary or suspected
Fox River (R)	Trains, Box Cars, etc.	08/02	125,000	Defective farm mach & equip.
DES MOINES				
Union (R)	Other Industrial	05/09	175,000	Flammable liquid vapors
DUBUQUE				
Dubuque	Storage Shed or Building	05/17	153,000	Undetermined

FIRE LOSS OVER \$100,000 cont'd.

LOCATION	TYPE OF OCCUPANCY	DATE	TOTAL LOSS	CAUSE OF FIRE
FREMONT				
Farragut	Grain Mill	04/24	185,000	Cutting & welders torch
Farragut	Storage Shed or Building	04/24	5,000	Exposure
Sidney	Storage Shed or Building	09/23	106,000	Water heaters (non-electric)
GUTHRIE				
Guthrie Center	Auto Accessories	07/17	100,000	Natural gas
JASPER				
Newton	Restaurants	01/05	1,194,388	Grease, etc. on stove
JONES				
Cass (R)	Storage Shed or Building	04/11	120,000	Engines, machinery -backfires
KEOKUK				
Hedrick	General Store	01/23	108,000	Defective wiring (shorts)
LEE				
Keokuk	Other Mercantile	12/10	181,000	Water heaters (nonelectric)
LINN				
Cedar Rapids	Grain Mill	02/21	1,000,000	Other explosions
Cedar Rapids	Factories	02/28	545,000	Overheated electric motors
Marion	Factories	03/02	265,000	Undetermined
LUCAS				
Liberty (R)	One Family Dwelling	09/25	180,000	Undetermined
MAHASKA				
Oskaloosa	Grain Mill	06/29	19,000	Exposure
Oskaloosa	Apartments	06/29	2,000	Exposure
Oskaloosa	Apartments	06/29	26,000	Exposure
Oskaloosa	Apartments	06/29	2,000	Exposure
Oskaloosa	One Family Dwelling	06/29	20,000	Exposure
Oskaloosa	Storage Shed or Building	06/29	10,000	Exposure
Oskaloosa	Storage Shed or Building	06/29	6,000	Exposure
Oskaloosa	Lumber Yards	06/29	603,676	Undetermined
Oskaloosa	Automobiles	06/29	1,000	Exposure
Oskaloosa	Automobiles	06/29	3,000	Exposure
Monroe (R)	Barn	07/29	108,000	Lightning
PALO ALTO				
Emmetsburg	Grain Elevator	06/21	1,500	Exposure
Emmetsburg	Grain Mill	06/21	525,000	Undetermined
Walnut (R)	Barn	07/28	264,000	Undetermined
POCAHONTAS				
Lincoln (R)	Hog Houses	02/12	100,000	Other carelessness

FIRE LOSS OVER \$100,000 cont'd.

LOCATION	TYPE OF OCCUPANCY	DATE	TOTAL LOSS	CAUSE OF FIRE
POLK				
Des Moines	Restaurants	01/16	125,000	Defective Appliance
Altoona	Nursing Homes	01/28	250,000	Thawing water pipes
Des Moines	Apartments	02/05	100	Exposure
Des Moines	Apartments	02/05	6,000	Exposure
Des Moines	Apartments	02/05	2,000	Exposure
Des Moines	Apartments	02/05	5,000	Exposure
Des Moines	Apartments	02/05	2,000	Exposure
Des Moines	Apartments	02/05	4,000	Exposure
Des Moines	Apartments	02/05	3,000	Exposure
Des Moines	Apartments	02/05	8,400	Exposure
Des Moines	Apartments	02/05	4,000	Exposure
Des Moines	Apartments	02/05	80,000	Incendiary or suspected
Pleasant Hill	Lumber or Wooden Poles	02/08	9,500	Exposure
Pleasant Hill	Apartments	02/08	195,000	Undetermined
Des Moines	Apartments	02/09	250	Exposure
Des Moines	Apartments	02/09	300	Exposure
Des Moines	Apartments	02/09	700	Exposure
Des Moines	Apartments	02/09	300	Exposure
Des Moines	Apartments	02/09	400	Exposure
Des Moines	Apartments	02/09	500	Exposure
Des Moines	Apartments	02/09	600	Exposure
Des Moines	Apartments	02/09	350	Exposure
Des Moines	Apartments	02/09	600	Exposure
Des Moines	Apartments	02/09	600	Exposure
Des Moines	Apartments	02/09	210,000	Incendiary or suspected
Des Moines	Office Buildings	02/09	206,000	Other electrical
Des Moines	Office Buildings	02/09	9,000	Exposure
Des Moines	Office Buildings	02/09	15,000	Exposure
Des Moines	Office Buildings	02/09	35,000	Exposure
Des Moines	Office Buildings	02/09	20,000	Exposure
Washington (R)	Machine Shed	02/21	100,000	Undetermined
Des Moines	Storage Shed or Building	04/20	100,000	Cutting & welders torch
Des Moines	Warehouse - Wholesale House	06/19	100,000	Exposure
Des Moines	Warehouse - Wholesale House	06/19	35,000	Incendiary or suspected

FIRE LOSS OVER \$100,000 cont'd.

LOCATION	TYPE OF OCCUPANCY	DATE	TOTAL LOSS	CAUSE OF FIRE
Des Moines	Trailer Houses	06/20	1,400	Exposure
Des Moines	Apartments	06/20	380,000	Incendiary of suspected
Des Moines	Apartments	06/20	10,000	Exposure
Des Moines	Apartments	06/20	500	Exposure
Des Moines	Apartments	06/20	3,000	Exposure
Des Moines	Automobiles	06/20	400	Exposure
Des Moines	Automobiles	06/20	250	Exposure
Des Moines	Automobiles	06/20	700	Exposure
Des Moines	Automobiles	06/20	300	Exposure
Des Moines	Automobiles	06/20	300	Exposure
Des Moines	Trains, Box Cars, Coaches, etc	07/06	4,000	Exposure
Des Moines	Warehouse-Wholesale House	07/06	325,000	Exposure
Des Moines	Warehouse-Wholesale House	07/06	2,000	Exposure
Des Moines	Warehouse-Wholesale House	07/06	100	Exposure
Des Moines	Lumber Yards	07/06	1,000,000	Incendiary or suspected
Des Moines	Machinery, Tractors, etc.	07/06	2,100	Exposure
Des Moines	Machinery, Tractors, etc.	07/06	2,100	Exposure
Des Moines	Machinery, Tractors, etc.	07/06	12,810	Exposure
Des Moines	Machinery, Tractors, etc.	07/06	20,000	Exposure
Des Moines	Machinery, Tractors, etc.	07/06	24,000	Exposure
Des Moines	Machinery, Tractors, etc.	07/06	10,800	Exposure
Des Moines	Machinery, Tractors, etc.	07/06	6,155	Exposure
Des Moines	Trucks	07/06	10,579	Exposure
Des Moines	Trucks	07/06	3,790	Exposure
Des Moines	Trucks	07/06	9,100	Exposure
Des Moines	Trucks	07/06	5,700	Exposure
Des Moines	Trucks	07/06	7,900	Exposure
Des Moines	Trucks	07/06	2,736	Exposure
Des Moines	Trucks	07/06	11,500	Exposure
Des Moines	Trucks	07/06	12,175	Exposure
Des Moines	Trucks	07/06	10,695	Exposure
Des Moines	Trucks	07/06	16,643	Exposure
Des Moines	Trucks	07/06	9,100	Exposure
Des Moines	Apartments	08/24	1,500	Exposure
Des Moines	Apartments	08/24	1,500	Exposure
Des Moines	Apartments	08/24	1,500	Exposure

FIRE LOSS OVER \$100,000 cont'd.

LOCATION	TYPE OF OCCUPANCY	DATE	TOTAL LOSS	CAUSE OF FIRE
Des Moines	Apartments	08/24	1,500	Exposure
Des Moines	Apartments	08/24	1,500	Exposure
Des Moines	Apartments	08/24	1,500	Exposure
Des Moines	Apartments	08/24	1,500	Exposure
Des Moines	Apartments	08/24	1,500	Exposure
Des Moines	Apartments	08/24	1,500	Exposure
Des Moines	Apartments	08/24	1,500	Exposure
Des Moines	Apartments	08/24	1,500	Exposure
Des Moines	Food Markets	08/24	45,000	Exposure
Des Moines	Food Markets	08/24	76,000	Incendiary or suspected
Saylor (R)	Office Buildings	08/31	200,000	Defective fixture
Des Moines	Other Industrial	09/30	150,000	Hot ashes
Clive	Factories	10/01	150,000	Defective applicance
Des Moines	Churches	11/08	900,000	Incendiary or suspected
Des Moines	Apartments	12/10	1,500	Exposure
Des Moines	Apartments	12/10	1,000	Exposure
Des Moines	Apartments	12/10	1,500	Exposure
Des Moines	Apartments	12/10	500	Exposure
Des Moines	Apartments	12/10	500	Exposure
Des Moines	Apartments	12/10	1,500	Exposure
Des Moines	Apartments	12/10	500	Exposure
Des Moines	Apartments	12/10	1,500	Exposure
Des Moines	Apartments	12/10	1,400	Exposure
Des Moines	Apartments	12/10	3,000	Exposure
Des Moines	Apartments	12/10	700	Exposure
Des Moines	Apartments	12/10	700	Exposure
Des Moines	Apartments	12/10	1,000	Exposure
Des Moines	Apartments	12/10	1,000	Exposure
Des Moines	Apartments	12/10	2,500	Exposure
Des Moines	Apartments	12/10	2,000	Exposure
Des Moines	Apartments	12/10	500	Exposure
Des Moines	Apartments	12/10	1,200	Exposure
Des Moines	Apartments	12/10	1,500	Exposure
Des Moines	Apartments	12/10	292,000	Incendiary or suspected
Des Moines	Apartments	12/10	84,000	Cutting & welders torch
Des Moines	Apartments	12/10	200	Exposure
Des Moines	Apartments	12/10	2,000	Exposure

FIRE LOSS OVER \$100,000 cont'd.

LOCATION	TYPE OF OCCUPANCY	DATE	TOTAL LOSS	CAUSE OF FIRE
Des Moines	Apartments	12/10	1,000	Exposure
Des Moines	Apartments	12/10	2,000	Exposure
Des Moines	Apartments	12/10	1,800	Exposure
Des Moines	Apartments	12/10	8,000	Exposure
Des Moines	Apartments	12/10	1,500	Exposure
Des Moines	Apartments	12/10	1,500	Exposure
Des Moines	Apartments	12/10	5,000	Exposure
Des Moines	Apartments	12/10	2,000	Exposure
Des Moines	Apartments	12/10	1,600	Exposure
Des Moines	Apartments	12/10	1,200	Exposure
POTTAWATTAMIE				
Council Bluffs	Taverns	02/18	200,000	Incendiary or suspected
Council Bluffs	Factories	08/28	133,163	Incendiary or suspected
POWESHIEK				
Grinnell	One Family Dwelling	10/02	5,000	Exposure
Grinnell	Storage Shed or Building	10/02	278,000	Undetermined
RINGGOLD				
Mt. Ayr	General Store	06/06	36,000	Overloaded circuit
Mt. Ayr	Apartments	06/06	19,000	Exposure
Mt. Ayr	Barber & Beauty Shops	06/06	1,701	Exposure
Mt. Ayr	Department Stores	06/06	53,000	Exposure
Mt. Ayr	Drug Stores	06/06	40,000	Exposure
Mt. Ayr	General Store	06/06	400	Exposure
Mt. Ayr	General Store	06/06	3,000	Exposure
Mt. Ayr	General Store	06/06	2,700	Exposure
Mt. Ayr	General Store	06/06	5,000	Exposure
Mt. Ayr	General Store	06/06	20,000	Exposure
Mt. Ayr	Dentists	06/06	250,000	Exposure
SCOTT				
LeClair	Hog Houses	02/13	107,500	Brooders
Davenport	Churches	10/13	139,000	Defective wiring (shorts)
SIOUX				
Alton	Factories	02/07	129,614	Defective wiring (shorts)
STORY				
Ames	Tavern	02/11	150,000	Incendiary or suspected
Gilbert	Grain Elevator	12/30	120,000	Undetermined
Gilbert	Trucks	12/30	2,000	Exposure

FIRE LOSS OVER \$100,000 cont'd.

LOCATION	TYPES OF OCCUPANCY	DATE	TOTAL LOSS	CAUSE OF FIRE
WEBSTER				
Ft. Dodge	Apartments	02/20	212,500	Other Careless Smoking
Ft. Dodge	Apartments	02/20	3,500	Exposure
WINNEBAGO				
Forest City	Clothing Stores	10/21	140,000	Defective wiring (shorts)
WINNESHIEK				
Frankville (R)	Barn	08/14	113,650	Undetermined
WOODBURY				
Sioux City	Warehouse-Wholesale House	01/16	538,658	Furnaces
Sioux City	Warehouse-Wholesale House	01/16	375,000	Exposure
WORTH				
Kensett	Barn	10/14	105,000	Defective appliance
WRIGHT				
Clarion	Taverns	03/03	152,000	Defective wiring (shorts)

SUMMARY

Total Rural Fires.....	18	Total Rural Loss.....	\$ 3,155,150
Total Town Fires.....	47	Total Town Loss.....	15,389,180
TOTAL FIRES.....	65	TOTAL LOSS.....	\$18,544,330

STATE LIBRARY OF IOWA



3 1723 02058 7606