

All data presented in this report are provisional and may change as additional reports are received .

See the **Surveillance Methods** page for a detailed description of each component of the Iowa respiratory virus surveillance system including methodology and definitions.

QUICK STATS FOR WEEK 13

Visit <https://hhs.iowa.gov/influenza/reports> to subscribe to weekly email reports

INFLUENZA

Overall Influenza Activity: Low

Lab Survey Flu Positive %

1.9%

Predominant Flu at SHL

B Vic

Outpatient ILI %

1.08%

Long Term Care Flu Outbreaks

0

Flu Hospitalizations -
All Iowa Hospitals

4

Flu Deaths Cumulative 2022-23

140

COVID-19

Overall COVID-19 Activity: Low

Lab Survey
COVID-19 Positive %

12.3%

Predominant COVID Lineage

XBB.1.5

COVID-19 ER Visits - Syndromic
Surveillance

363

COVID-19 Hospitalizations -
All Iowa Hospitals

212

COVID-19 Deaths Cumulative 2022-23

660

OTHER RESPIRATORY VIRUSES

Top 3 Pathogen Groups by Positive Percent on Respiratory Virus Survey - Molecular Only

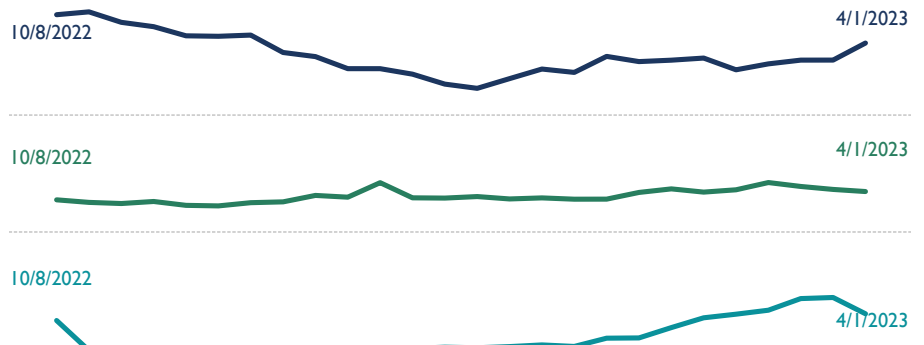
Percent Positive for Current Week

Rhinovirus/Enterovirus
22.0%

COVID-19
12.6%

HMPV
11.3%

Positive Percent by Week

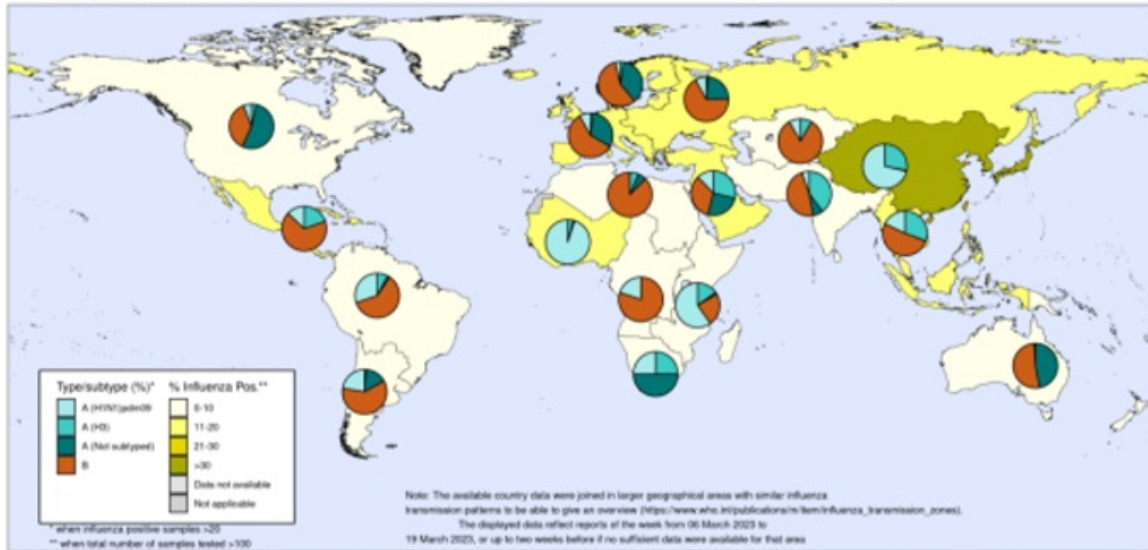


Iowa Respiratory Virus Surveillance Report

For MMWR week 13
(March 26, 2023 - April 1, 2023)

INTERNATIONAL INFLUENZA ACTIVITY SUMMARY - WHO

Percentage of respiratory specimens that tested positive for influenza, by influenza transmission zone¹. Map generated on 31 March 2023.



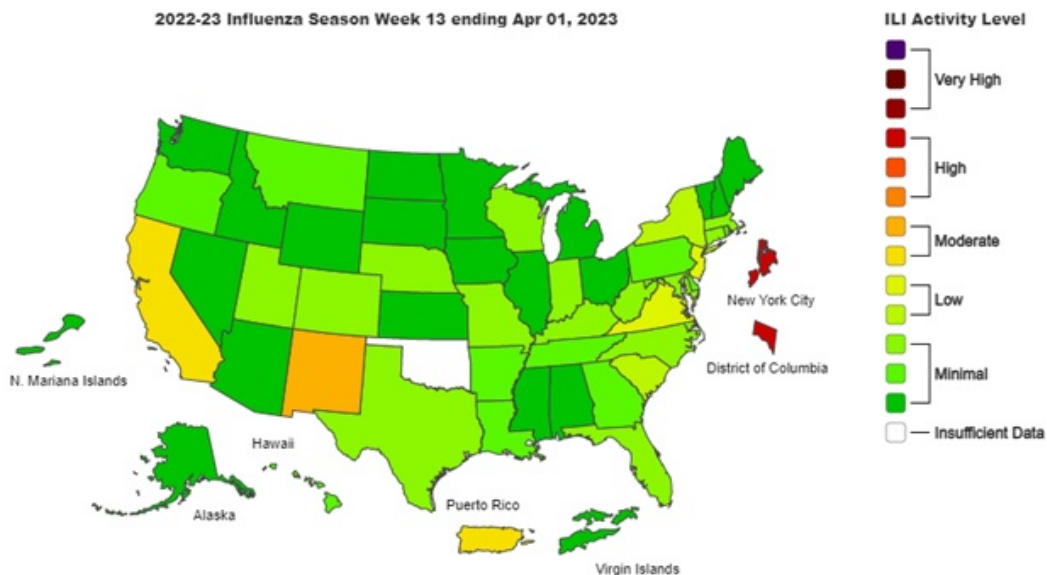
The boundaries and names shown and the designations used on this map do not imply the expression of any opinion whatsoever on the part of the World Health Organization concerning the legal status of any country, territory, city or area or of its authorities, or concerning the delimitation of its frontiers or boundaries. Dotted and dashed lines on maps represent approximate border lines for which there may not yet be full agreement.

Data source: Global Influenza Surveillance and Response System (GISRS), FluNet (https://www.who.int/initiatives/global-influenza-surveillance-and-response-system). Copyright WHO 2023. All rights reserved.



Data Source: Global Influenza and Response System (GISRS), FluNet (www.who.int/fluNet).
<https://www.who.int/teams/global-influenza-programme/surveillance-and-monitoring/influenza-updates/current-influenza-update>

NATIONAL INFLUENZA LIKE ILLNESS (ILI) - CDC

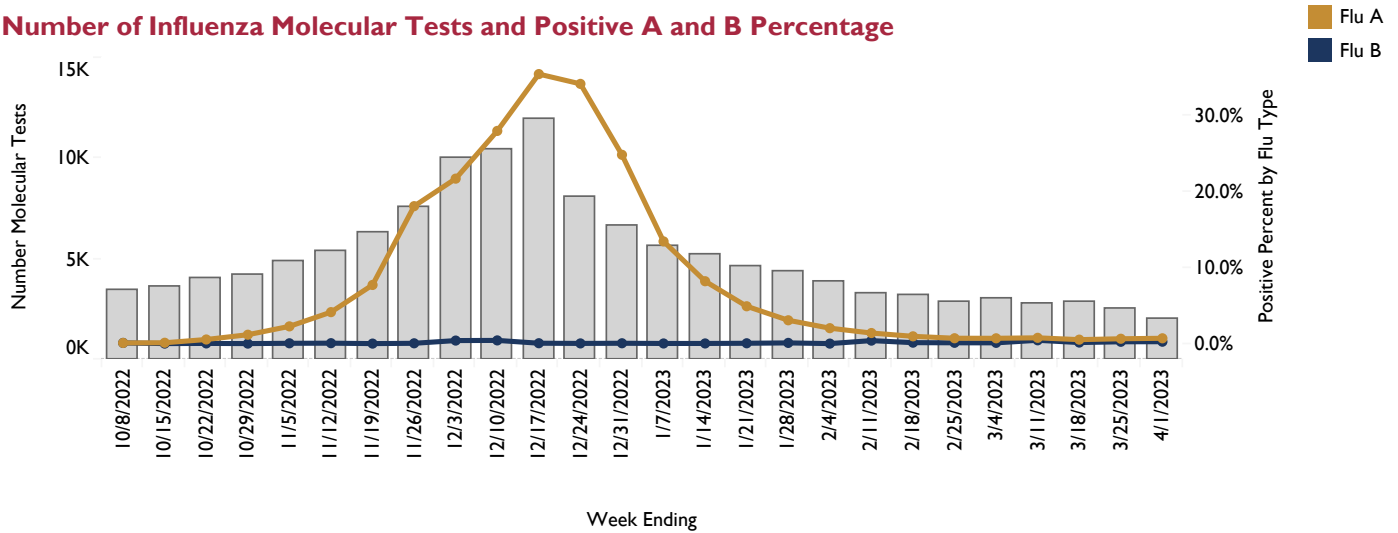


Iowa Respiratory Virus Surveillance Report

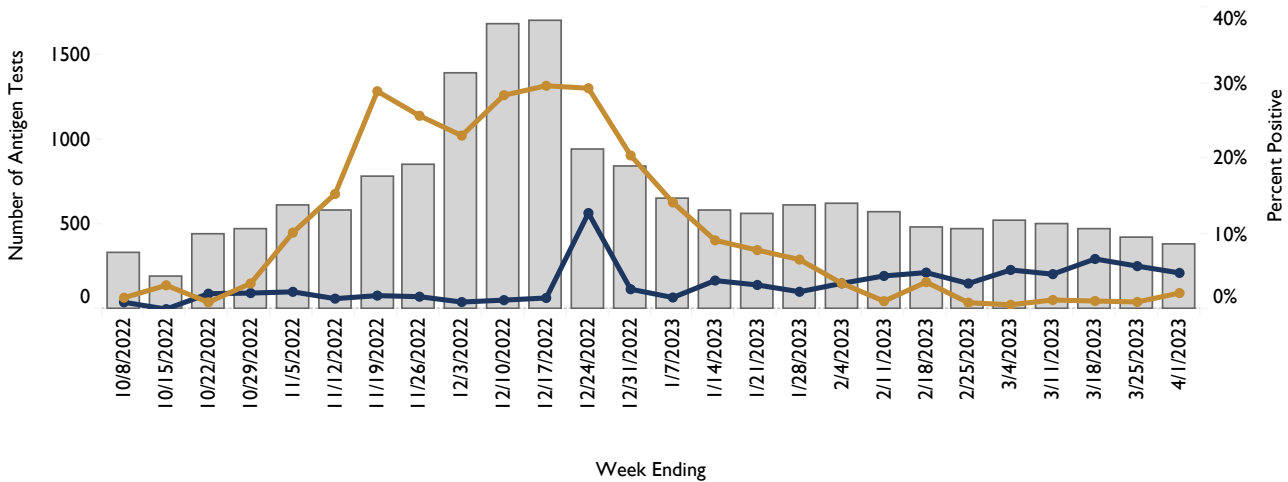
For MMWR week 13
(March 26, 2023 - April 1, 2023)

IOWA RESPIRATORY SURVEY - INFLUENZA

Number of Influenza Molecular Tests and Positive A and B Percentage



Number of Influenza Antigen Tests and Positive A and B Percentage



Flu Tests and Positivity by Region - Current Week

Flu Region Text	Molecular				Antigen			
	Flu A		Flu B		Flu A		Flu B	
	Percent Positive	Number Tests	Percent Positive	Number Tests	Percent Positive	Number Tests	Percent Positive	Number Tests
1-C	0.2%	522	0.4%	522	0.0%	52	7.7%	52
2-NE	1.8%	167	0.0%	167	4.8%	21	0.0%	21
3-NW	1.0%	291	0.3%	291	2.8%	246	5.7%	246
4-SW	1.5%	65	0.0%	65		0		0
5-SE	0.0%	12	0.0%	12	0.0%	56	0.0%	56
6-E	0.6%	947	0.2%	947		0		0
Total	0.7%	2,004	0.2%	2,004	2.1%	375	4.8%	375

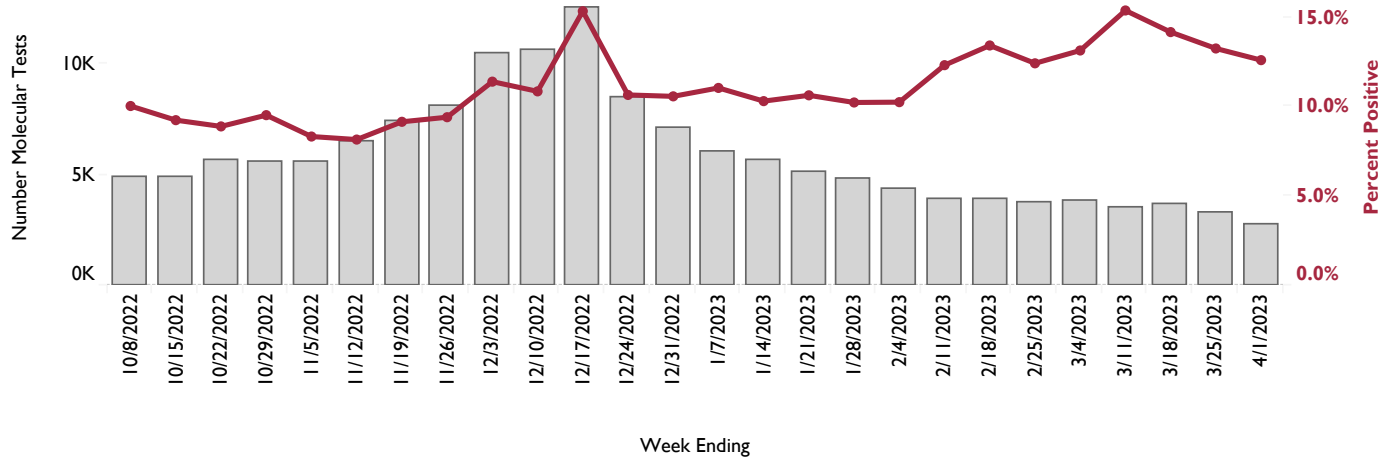
Respiratory Survey by Region Table: Only flu types and methods with at least one positive this month are shown.

Iowa Respiratory Virus Surveillance Report

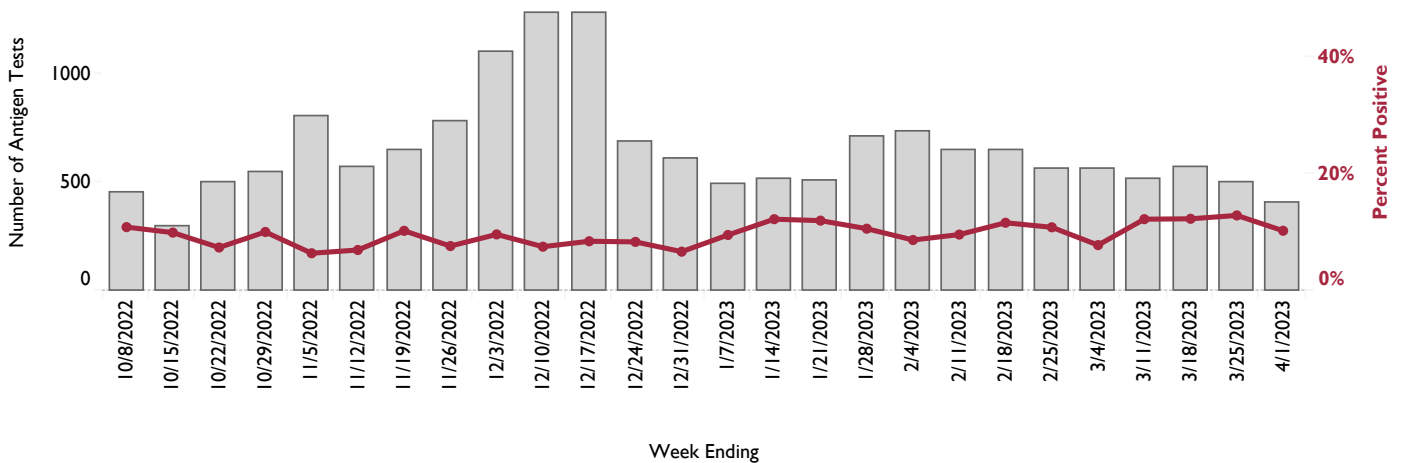
For MMWR week 13
(March 26, 2023 - April 1, 2023)

IOWA RESPIRATORY SURVEY - COVID-19

Number of COVID-19 Molecular Tests and Positive Percentage



Number of COVID-19 Antigen Tests and Positive Percentage



COVID-19 Tests and Positivity by Region - Current Week

Flu Region Text	Molecular			Antigen		
	Number Positives	Number Tests	Percent Positive	Number Positives	Number Tests	Percent Positive
1-C	62	693	8.9%	15	86	17.4%
2-NE	31	234	13.2%	14	49	28.6%
3-NW	31	334	9.3%	13	267	4.9%
4-SW	10	88	11.4%	0	0	
5-SE	8	53	15.1%	0	0	
6-E	209	1,385	15.1%	0	5	0.0%

Iowa Respiratory Virus Surveillance Report

For MMWR week 13
(March 26, 2023 - April 1, 2023)

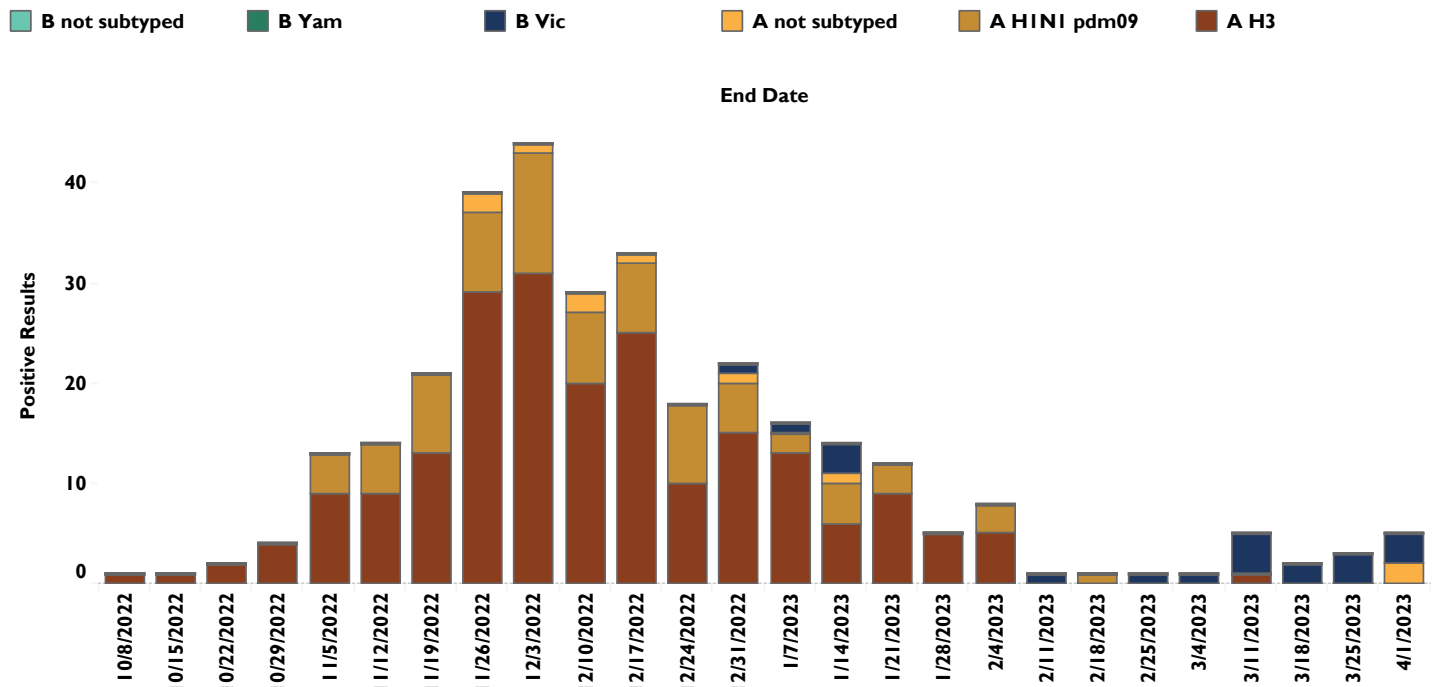
INFLUENZA TESTING AT THE STATE HYGIENIC LABORATORY (SHL)

Cumulative Influenza Viruses Detected by SHL by Age Group (10/3/2021 - Current Week)

Flu Lab Age Group	Influenza A			Total	Influenza B			Total
	A not subtyped	A H1N1 pdm09	A H3		B not subtyped	B Vic	B Yam	
0-4	0	9	37	46	0	3	0	3
5-17	3	21	58	82	0	3	0	3
18-24	0	8	28	36	0	4	0	4
25-49	1	17	32	50	0	9	0	9
50-64	3	9	11	23	0	1	0	1
65 and over	3	13	42	58	0	0	0	0
Unknown	0	0	0	0	0	0	0	0
Total	10	77	208	295	0	20	0	20

Table Note: Only Iowa residents are included. Specimens listed as “not subtyped” may be pending or were not able to be subtyped due to weak positive lab results. This can be due to poor collection, timing of collection or stage of infection.

Influenza Viruses Detected by SHL by Week (10/3/21 - Current Week)



Graph Note: Only viruses that have been assigned a subtype or lineage are shown.

SHL Flu Testing Note: The State Hygienic Laboratory (SHL) is the primary laboratory in Iowa characterizing specimens for influenza surveillance. SHL reports the number of tests performed and the type and subtype/lineage of positive tests to the influenza surveillance network daily. SHL also sends a portion of specimens to CDC for further characterization.

Iowa Respiratory Virus Surveillance Report

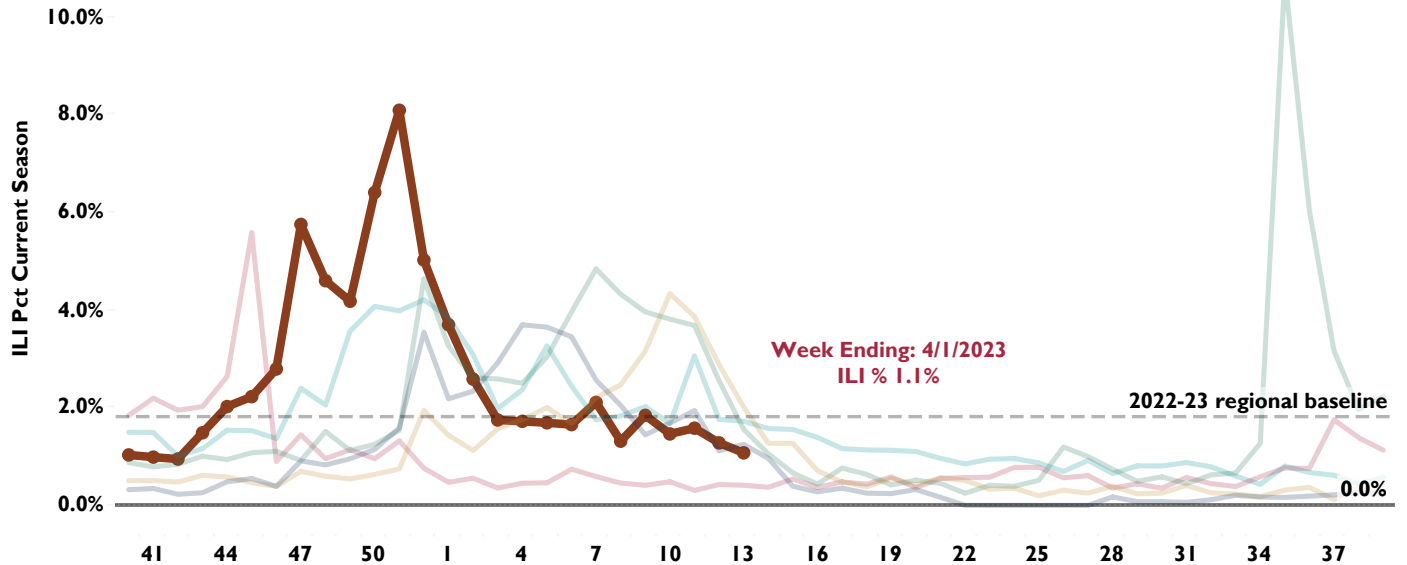
For MMWR week 13
(March 26, 2023 - April 1, 2023)

OUTPATIENT HEALTH CARE PROVIDER SURVEILLANCE PROGRAM (ILINET)

Percent Of Outpatient Visits Attributed to Influenza-like Illness (ILI) as Reported by ILINet Sites

2017-18 2018-19 2019-20 2020-21 2021-22 2022-23

ILI by Season



ILI by Age Group Past 4 Weeks

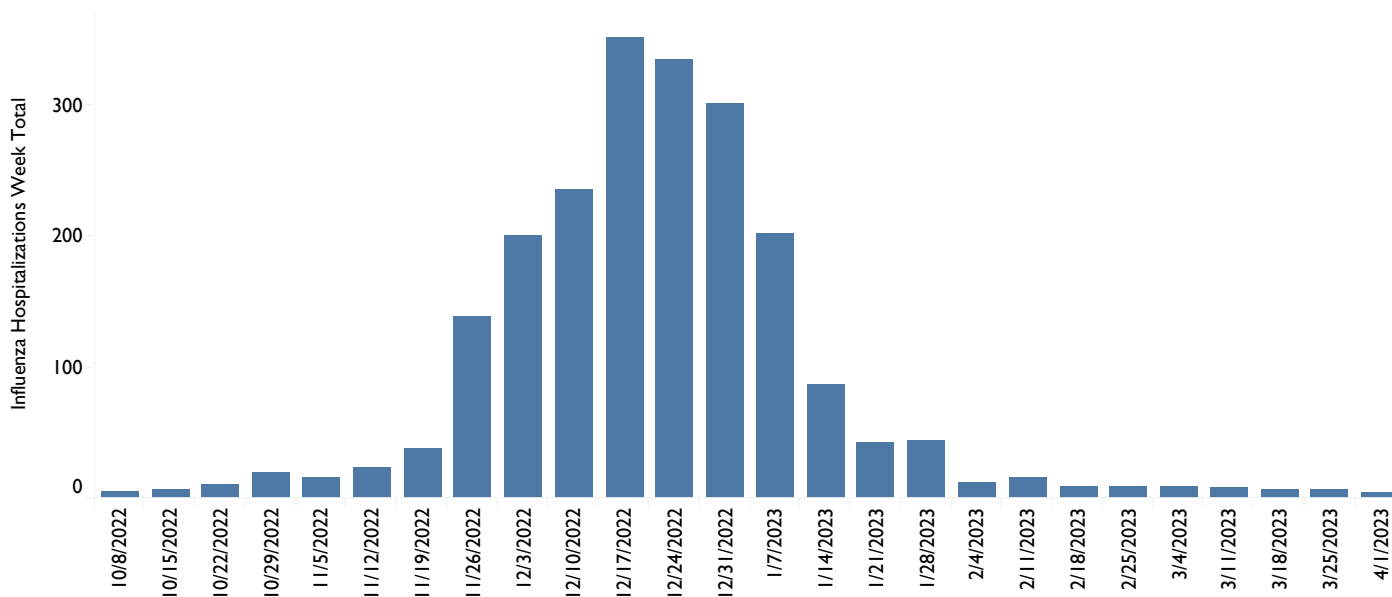
MMWR Week	End Date	Age 0-4	Age 5-24	Age 25-49	Age 50-64	Age 65 and older	Total ILI	ILI Pct
10	3/11/2023	7	32	19	5	5	68	1.46%
11	3/18/2023	13	12	15	9	3	52	1.58%
12	3/25/2023	13	21	15	2	6	57	1.28%
13	4/1/2023	5	17	15	2	5	44	1.08%

Outpatient ILI Note: Outpatient health care providers who participate in the ILINet (a national influenza surveillance program) report the number of patients seen with influenza-like illness and the total number of patient visits each week. The ILI Definition changed in 2021-22 so that persons with ILI symptoms (cough, sore throat, fever) will be counted even if positive for other respiratory illness (e.g., COVID-19) which makes comparison across seasons difficult.

Iowa Respiratory Virus Surveillance Report

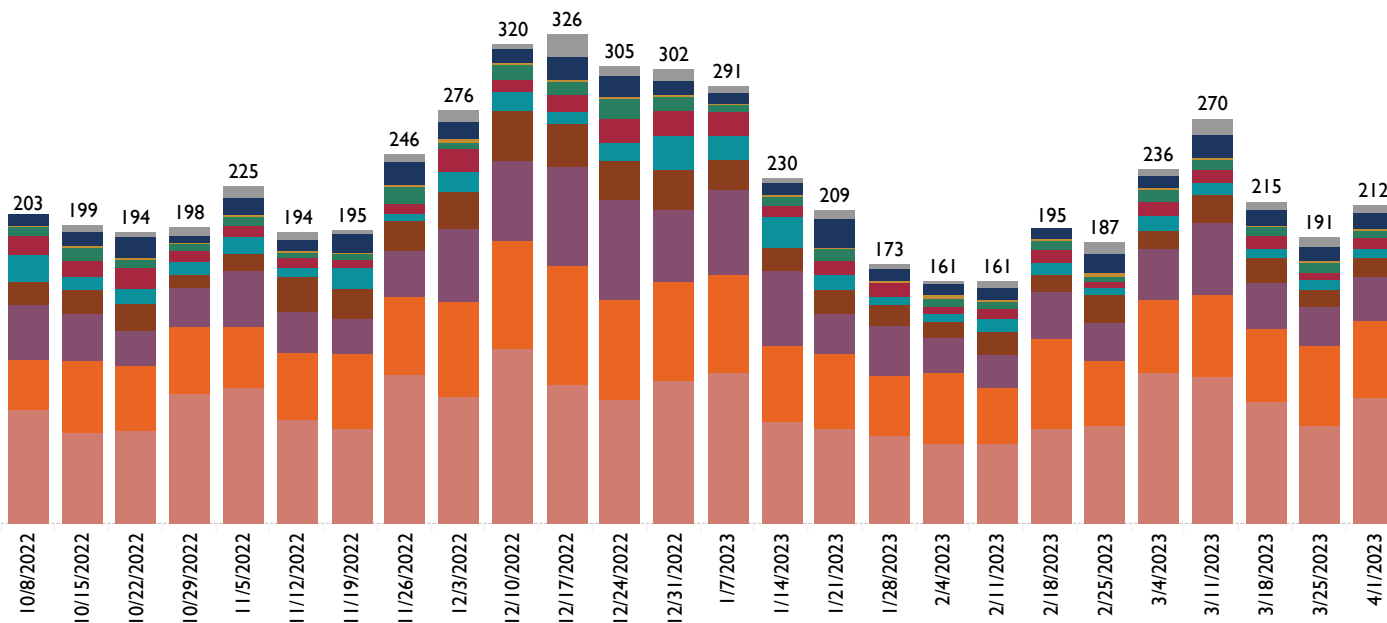
For MMWR week 13
(March 26, 2023 - April 1, 2023)

Influenza Hospitalizations by Week at Iowa Hospitals - HealthData.gov



COVID-19 Hospitalizations by Week - HealthData.gov

- Covid 0-17
- Covid 20-29
- Covid 40-49
- Covid 60-69
- Covid 80+
- Covid 18-19
- Covid 30-39
- Covid 50-59
- Covid 70-79



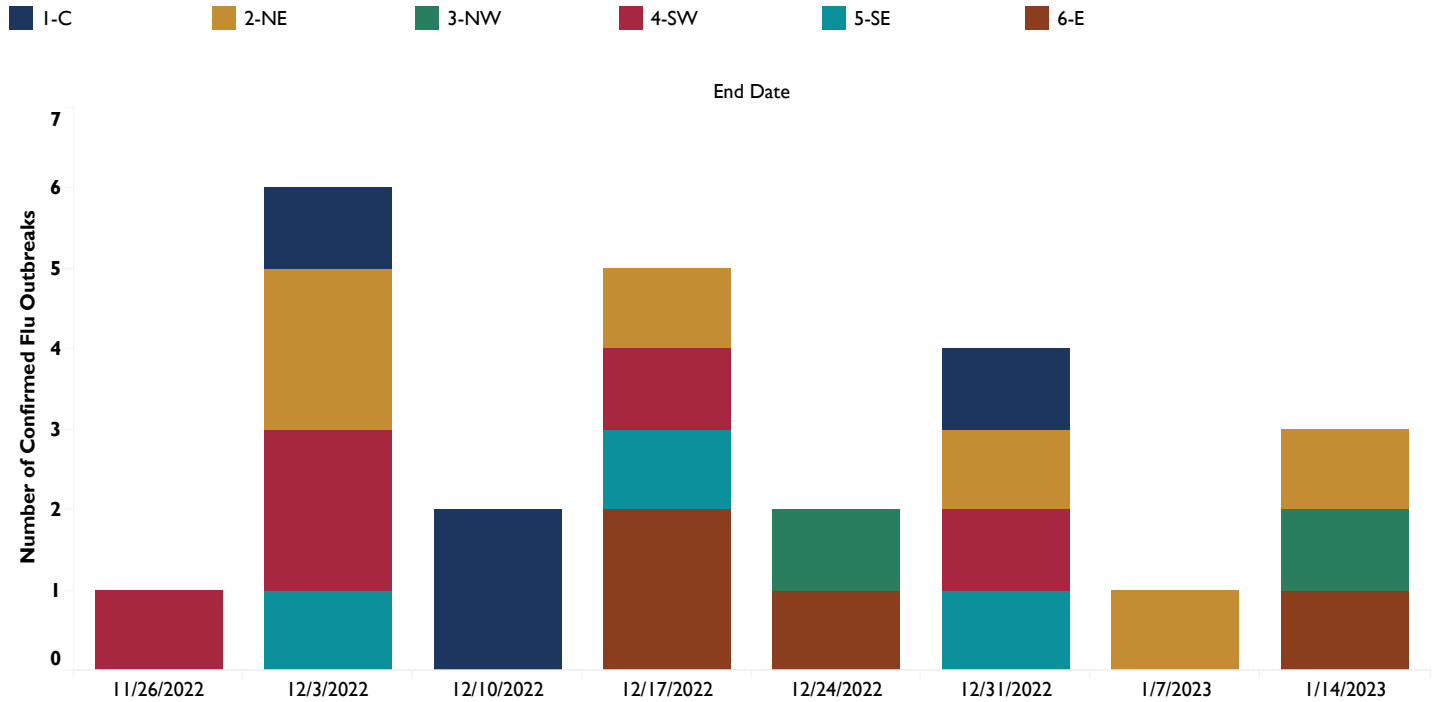
Visit the following site for more information on the dataset used to create these visualizations:
<https://healthdata.gov/Hospital/COVID-19-Reported-Patient-Impact-and-Hospital-Capa/g62h-syeh>

Iowa Respiratory Virus Surveillance Report

For MMWR week 13
(March 26, 2023 - April 1, 2023)

CONFIRMED LONG TERM CARE FACILITY INFLUENZA OUTBREAKS

Confirmed Influenza Outbreaks by Week and Region



Long Term Care Facility Outbreaks Note: A confirmed influenza outbreak in a care facility is defined as at least two residents with lab-confirmed influenza in the same area of a facility having an illness onset within 72 hours of each other.

Confirmed Long Term Care Influenza Outbreaks by Region

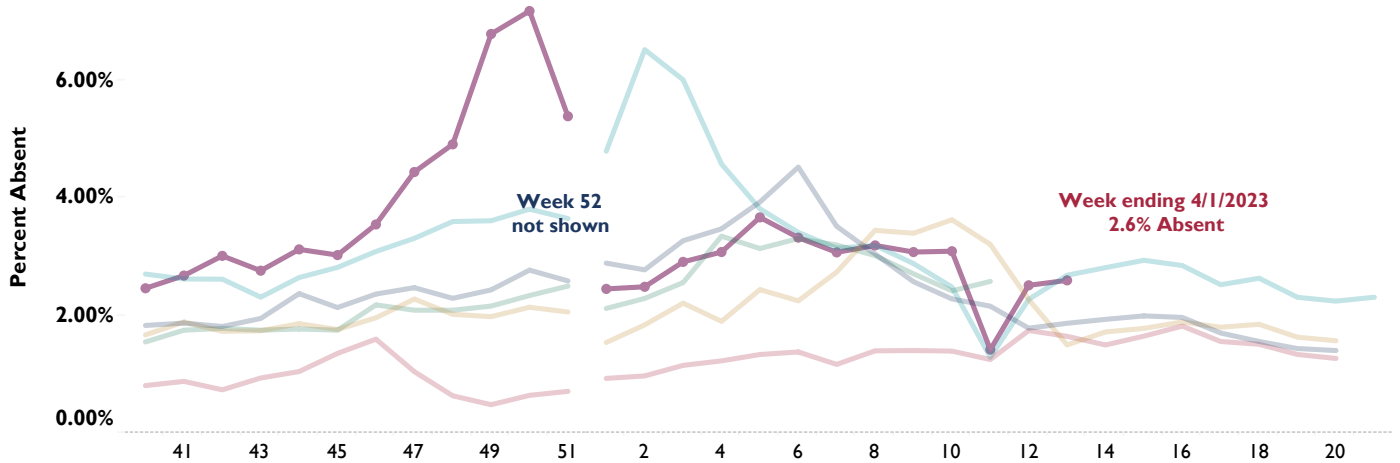
Iowa Flu Region	Outbreaks Current Week	Outbreaks Cumulative
I-C	0	4
2-NE	0	6
3-NW	0	2
4-SW	0	5
5-SE	0	3
6-E	0	4
Total	0	24

Iowa Respiratory Virus Surveillance Report

For MMWR week 13
(March 26, 2023 - April 1, 2023)

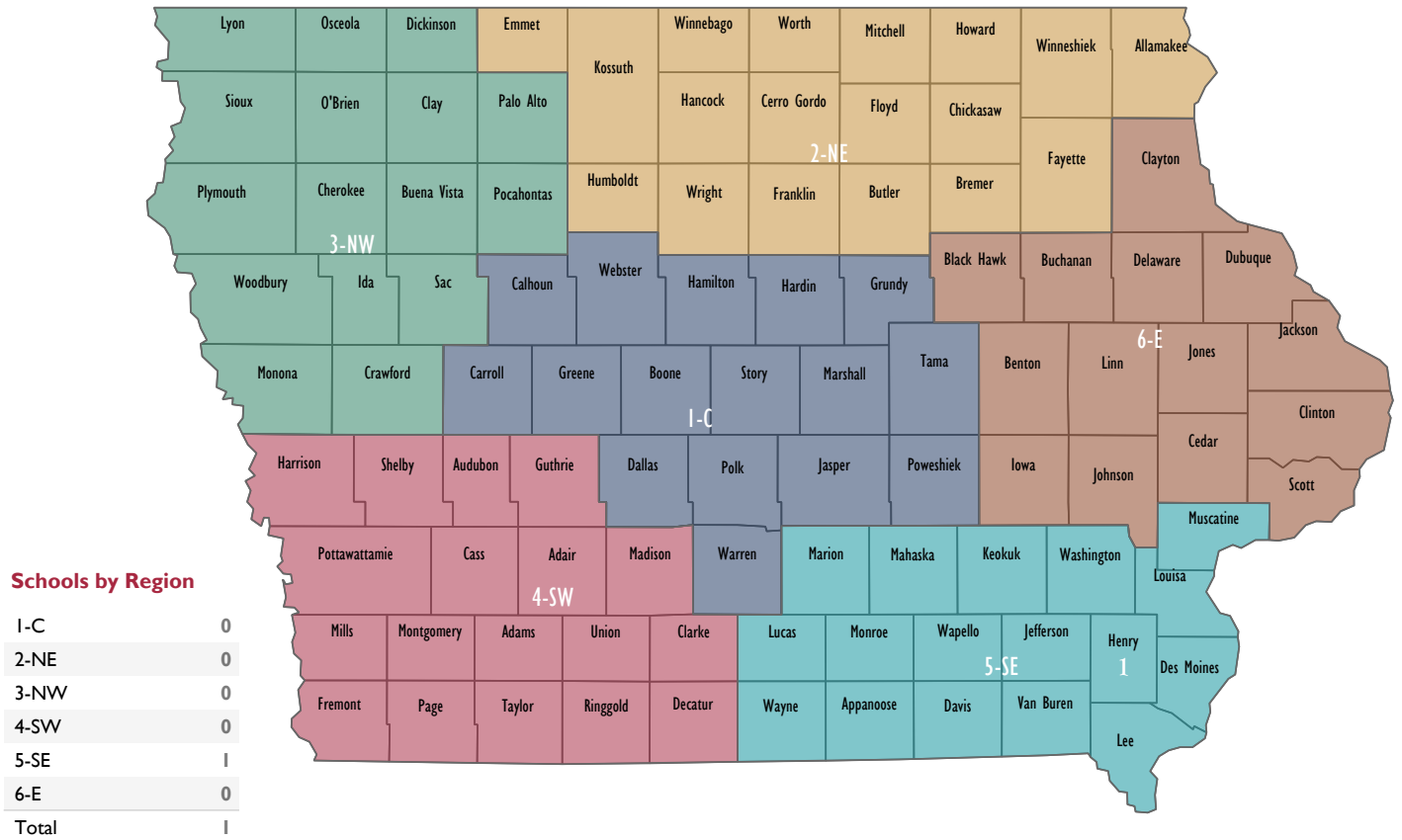
2017-18 2018-19 2019-20 2020-21 2021-22 2022-23

Percent of Enrolled Students Absent Due to Illness Reported by Sentinel Schools



NOTE: School data for weeks 51-52 are limited due to holiday closings

Numbers of Schools Reporting 10% Illness by County

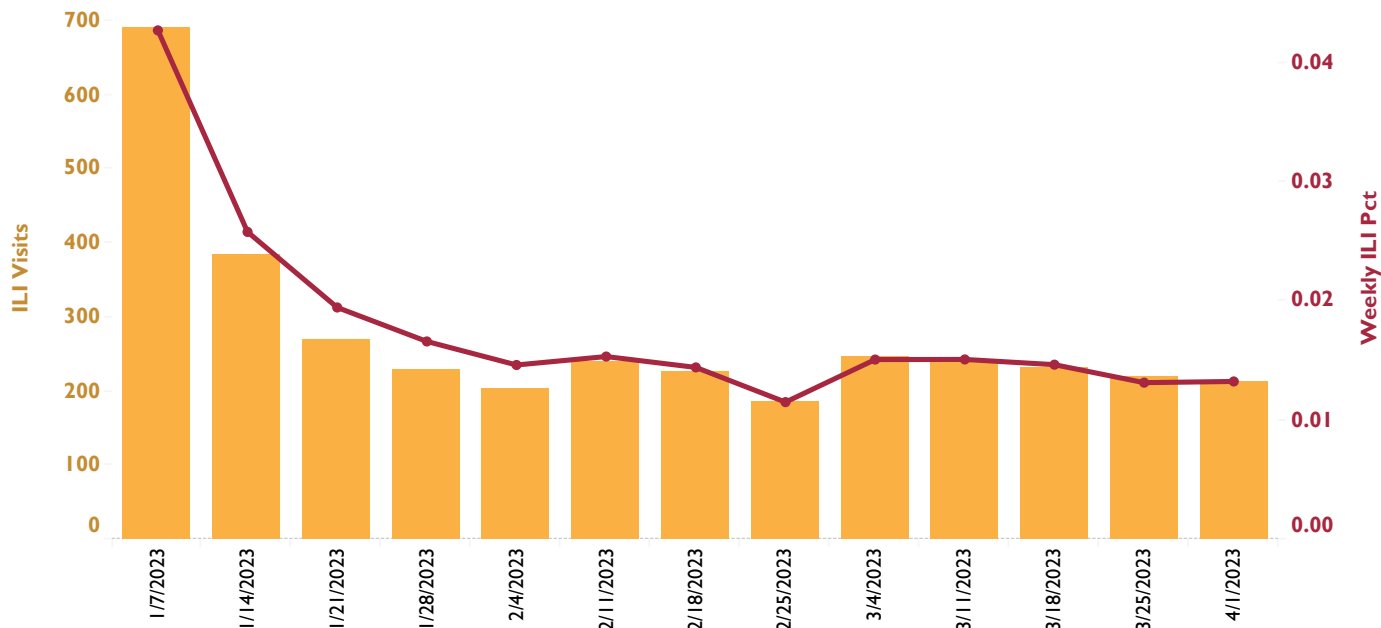


Iowa Respiratory Virus Surveillance Report

For MMWR week 13
(March 26, 2023 - April 1, 2023)

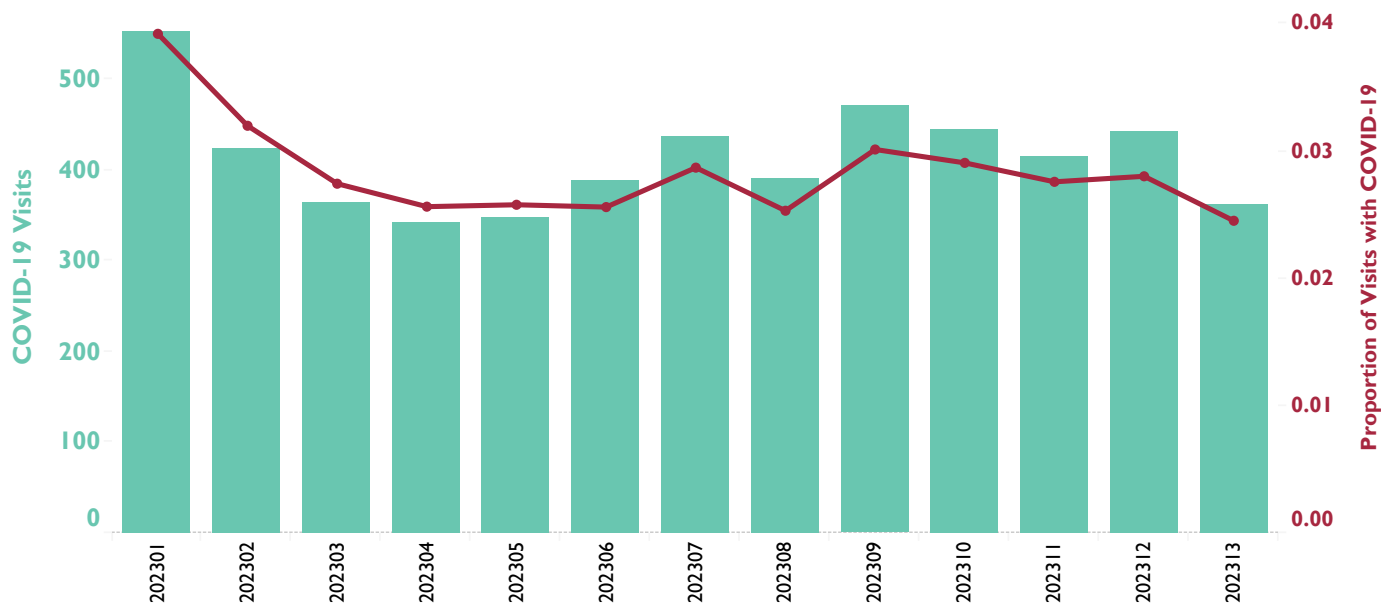
IOWA SYNDROMIC SURVEILLANCE PROGRAM

Weekly Count and Proportion of Iowa Emergency Room Visits for Influenza-like Illness



ILI Percent Definiton: Proportion of Iowa residents with influenza-like illness by chief complaint or discharge diagnosis as a proportion of all Iowans visiting participating Iowa emergency rooms with a valid chief complaint or discharge diagnosis.

Weekly Count and Proportion of Iowa Emergency Room Visits for COVID-19



COVID Definiton: Weekly count of Iowa residents visiting participating Iowa emergency rooms and who had a COVID-19 discharge diagnosis. Proportion of COVID-19 visits uses the weekly count defined above as the numerator and the total of all Iowans visiting participating Iowa emergency rooms with any valid discharge diagnoses.

Iowa Respiratory Virus Surveillance Report

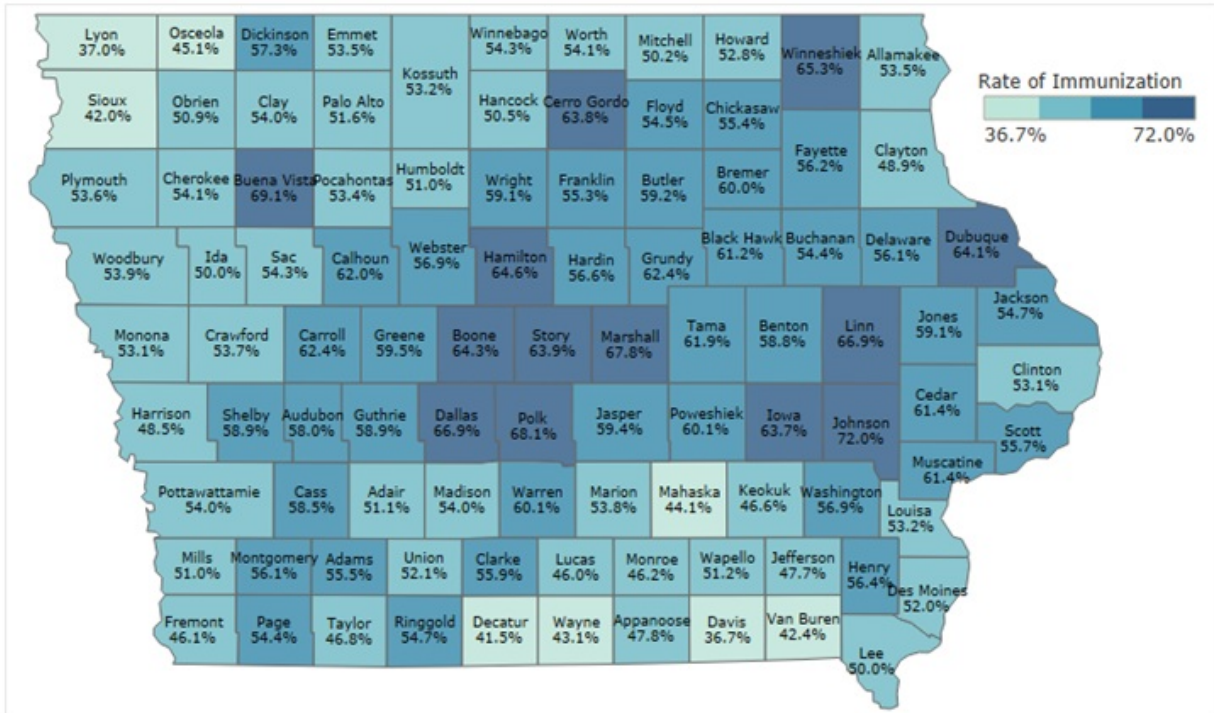
For MMWR week 13
(March 26, 2023 - April 1, 2023)

Percent of Iowa Residents Fully Vaccinated for COVID-19 Vaccination by County

COVID-19 Vaccination Rates

Age Group: **All**
Vaccine Status: **Fully Vaccinated**

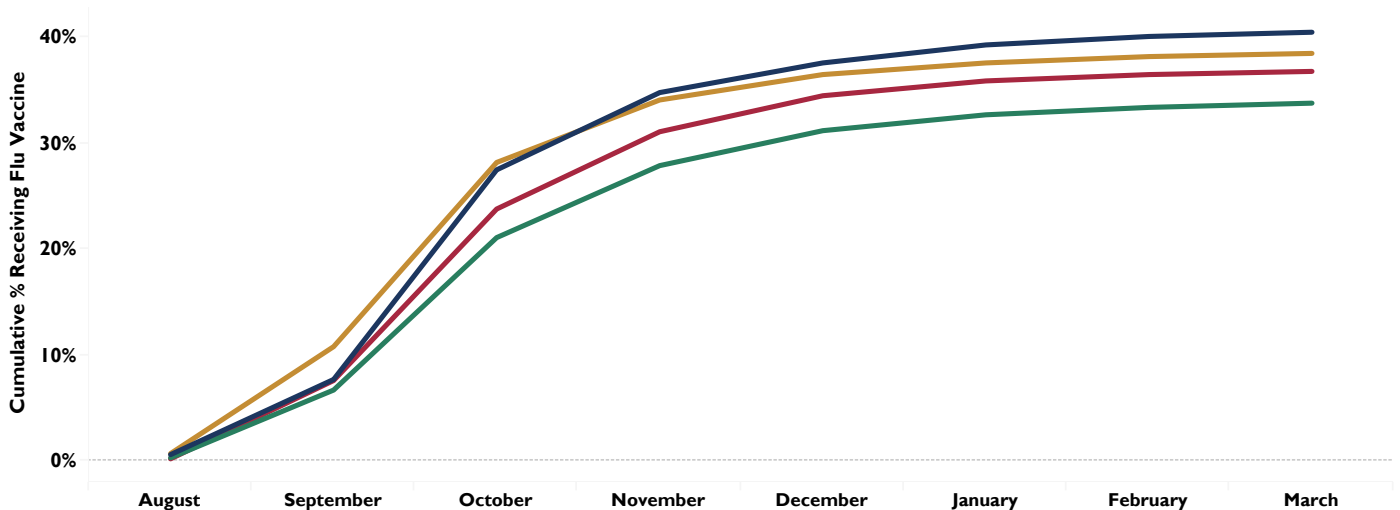
Reported in IRIS as of
3/6/2023



Data source: <https://tracking.idph.iowa.gov/Health/Immunization/covid-19-vaccine/data>

Percent of Iowa Residents Receiving Flu Vaccine by Month - Cumulative by Season

2019-2020 (Dark Blue) 2020-2021 (Gold) 2021-2022 (Green) 2022-2023 (Red)



Data source: <https://tracking.idph.iowa.gov/Health/Immunization/Influenza-Vaccine/Influenza-Vaccine-Data> (4/7/23)

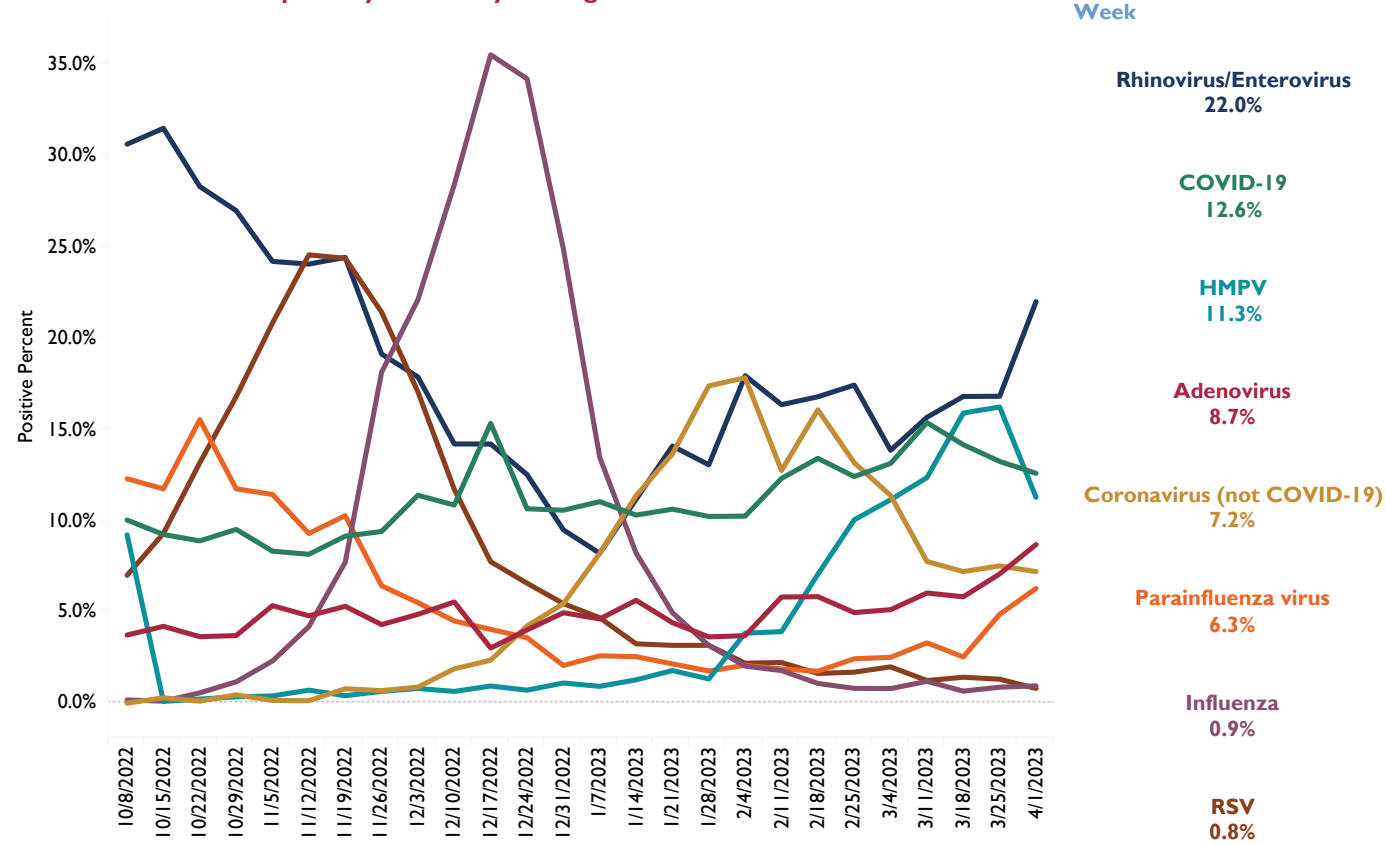
Iowa Respiratory Virus Surveillance Report

For MMWR week 13
(March 26, 2023 - April 1, 2023)

IOWA RESPIRATORY VIRUS SURVEY

Pathogens are grouped together if even if reported to Iowa HHS as separate types or subtypes (e.g., Parainfluenza Viruses 1, 2, 3, and 4). Only pathogens with at least one positive result this season are shown.

Percent of Positive Respiratory Viruses by Pathogen and Week



Top 5 Pathogen Groups by Positive Percent on Respiratory Virus Survey - Molecular Only

Percent Positive for Current Week

Rhinovirus/Enterovirus
22.0%

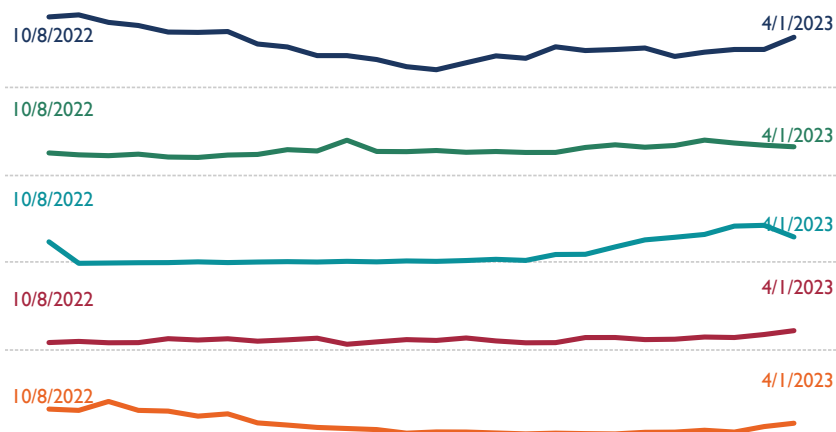
COVID-19
12.6%

HMPV
11.3%

Adenovirus
8.7%

Parainfluenza virus
6.3%

Percent Positive by Week



Iowa Respiratory Virus Surveillance Report

For MMWR week 13
(March 26, 2023 - April 1, 2023)

REPORT METHODS, DEFINITIONS AND DATA SOURCES

NATIONAL INFLUENZA LIKE ILLNESS (ILI) - CDC

The CDC national ILI map shows influenza-like illness, which is determined by symptoms such as fever, cough, and sore throat that can be caused by a number of pathogens in addition to influenza (e.g., COVID-19). Detailed information can be found online at www.cdc.gov/flu/weekly/.

IOWA RESPIRATORY SURVEY

Iowa HHS and SHL run a weekly web-based survey program where laboratorians report the number of influenza, COVID-19 and other respiratory virus tests performed, the testing method (molecular, antigen, or virus isolation) and the number of positive tests.

INFLUENZA TESTING AT THE STATE HYGIENIC LAB

The State Hygienic Laboratory (SHL) is the primary laboratory in Iowa characterizing specimens for influenza surveillance. SHL reports the number of tests performed and the type and subtype/lineage of positive tests to the influenza surveillance network daily. SHL also sends a portion of specimens to CDC for further characterization.

OUTPATIENT HEALTH CARE PROVIDER SURVEILLANCE PROGRAM (ILINET)

Outpatient health care providers who participate in ILINet (a national influenza surveillance program) report the number of patients seen with influenza-like illness and the total number of patient visits each week.

INFLUENZA AND COVID-19 HOSPITALIZATIONS HHS-PROTECT

Iowa hospital report COVID-19 hospitalization data to the US Department of Health and Human Services, which includes several questions about influenza hospitalizations. Visit the following site for more information on the dataset used to create this visualization:

<https://healthdata.gov/Hospital/COVID-19-Reported-Patient-Impact-and-Hospital-Capa/g62h-syeh>

INFLUENZA AND COVID DEATHS:

The Iowa HHS Center for Acute Disease Epidemiology works with the Bureau of Health Statistics to monitor mortality among Iowa residents related to Influenza and COVID-19. Deaths are considered to be influenza-associated when influenza is listed on the death certificate. COVID-associated deaths are determined by diagnosis codes listed on the death certificate.

LONG TERM CARE FACILITY INFLUENZA OUTBREAKS

A confirmed influenza outbreak in a care facility is defined as at least two residents with lab-confirmed influenza in the same area of a facility having an illness onset within 72 hours of each other.

SCHOOL ILLNESS REPORTING

Iowa HHS works with Iowa schools, local public health and the Iowa Department of Education to track and respond to reports of illness in school in two main groups: 10% daily student absences and sentinel school weekly illness totals. All K-12 schools are asked to report all days where student absences due to illness are at least 10% of expected enrollment. Weekly illness data is from a subset of schools that voluntarily report weekly totals of students ill throughout the school year regardless of the level of illness.

IOWA SYNDROMIC SURVEILLANCE

Iowa HHS, CyncHealth Iowa and CDC started implementing syndromic surveillance for the state of Iowa in May 2021. Iowa continues to enroll hospitals to participate and currently has over 70 hospitals participating. Syndromic surveillance provides public health with a near real time system for detecting, understanding, and monitoring health events based on symptoms and diagnoses of patients visiting participating hospitals.

INFLUENZA AND COVID-19 IMMUNIZATIONS

Seasonal influenza vaccination data in Iowa is based on doses reported to the Iowa Immunization Registry Information System (IRIS) for Iowans. IRIS is a confidential, computerized, population-based system that tracks immunization for children, adolescents and adults who are seen at public and private healthcare provider sites throughout the state of Iowa. The data for the current influenza season is updated weekly and there may be a lag between the vaccine administration date and the date reported to IRIS.

COVID-19 vaccine data is also based on doses data reported to IRIS, but the COVID-19 vaccine data is updated monthly.