

TH  
9504  
.I81  
A56  
1976

STATE OF IOWA

OFFICE OF STATE FIRE MARSHAL

ANNUAL REPORT

for

1976



DEPARTMENT OF PUBLIC SAFETY

DIVISION OF FIRE PROTECTION

**PUBLIC SAFETY**



Robert D. Ray  
GOVERNOR

Charles W. Larson  
COMMISSIONER

INTRODUCTION

The Honorable Robert D. Ray  
Governor of Iowa  
State House  
L O C A L


Dear Governor Ray:

It is my pleasure to submit to you the annual report of activities of the State Fire Marshal's Division, Department of Public Safety, for the year ending December 31, 1976.

This report provides you with a detailed summary of the operations and activities of this Division during the calendar year 1976. If, after reviewing this report, you have any questions, or desire to discuss the activities of the Fire Marshal's Division, I would be most happy to visit with you.

Your continued cooperation and support of the Fire Marshal's Division of our Department is most appreciated.

Sincerely,



CHARLES W. LARSON  
Commissioner

CWL:me

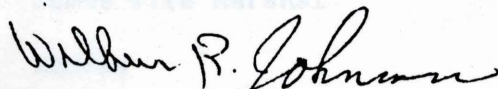
## INTRODUCTION

Submitting the 67th Annual Report for the year 1976, there were eighty-eight (88) fire deaths in 1976, ninety-two (92) in 1975, a decrease of four (4). The leading determined cause of fire deaths was careless smoking followed by vehicle incidents.

The leading causes of fires were attributed to defective wiring with 985 reported followed by sparks from blow torches, bonfires, equipment, defective chimneys, etc. with 655 reported.

Reported incendiary fires for 1976, property and content damage, total was approximately one-third (1/3) of the total loss or \$11,820,590.00 and defective wiring fire losses were second at \$8,442,592.00.

I wish to thank the various fire departments, law enforcement agencies, state safety groups, the press, radio and television personnel for their cooperation in the past year, and special mention must be given to the members of the Iowa Legislature, the Office of the Governor, Commissioner of Public Safety and Attorney General for their advice and encouragement to advance a more effective program of fire safety to combat the loss of life and destruction of property from fire in the State of Iowa.




Wilbur R. Johnson  
State Fire Marshal

TABLE OF CONTENTS

LETTER OF TRANSMITTAL

PAGE

Introduction.....	1
Letter of Transmittal.....	1-2
Office & Field Personnel.....	2
Assistant State Inspectors.....	2
Honorable Robert D. Ray Governor of Iowa State Capitol Building Des Moines, Iowa	1-2
Sir:	3
In compliance with the provisions of the Code of Iowa, I have the honor of submitting the Sixty-seventh Annual Report of the affairs of this office covering the period beginning January 1, 1976 and ending December 31, 1976.	3-4
Respectfully submitted,	5-22
 Wilbur R. Johnson State Fire Marshal	23
WRJ/ws	24-25
Losses by Occupancy.....	26-27
Fire Loss by Cause.....	28-29
Fires - \$100,000 and over.....	30-31

STATE FIRE MARSHAL'S OFFICE  
DEPARTMENT OF PUBLIC SAFETY

WILBUR R. JOHNSON  
STATE FIRE MARSHAL

TABLE OF CONTENTS

ARNOLD J. HENTGES  
ASSISTANT STATE FIRE MARSHAL

ROBERT A. LERER  
INSPECTION ENFORCEMENT COORDINATOR

	<u>PAGE</u>
Introduction.....	--
Letter of Transmittal.....	--
Office & Field Personnel.....	--
Assistant State Inspectors.....	--
Governor's Awards.....	1
Activities.....	1-2
Hazards Corrected.....	3
Inspections.....	3-4
Blueprints Reviewed.....	5
Fire & Explosion Investigations.....	6-7
Fire Fatalities.....	8-12
10 Year Records.....	13
Fire Loss by Counties.....	14-16
Fire Loss by Occupancy.....	17-22
Fire Loss by Cause.....	23-25
Fires - \$100,000 and over.....	26-29

Kathleen Jodice  
Pleasantville

\*Paul Tindor  
Clifton

\*Roy Marshall  
Lewis

OFFICE PERSONNEL

Wilma Schellhase, Secretary II

Genevieve Tucker, Secretary I

Louella Speck, Clerk Typist III

\*Kimberly Koush, Clerk Typist II

\*Janet Thompson, Clerk Typist II

\*Pattie Yeaz

STATE FIRE MARSHAL'S OFFICE  
DEPARTMENT OF PUBLIC SAFETY

WILBUR R. JOHNSON  
STATE FIRE MARSHAL

REYNOLD J. HENTGES  
ASSISTANT STATE FIRE MARSHAL

ROBERT A. LEBER  
INSPECTION ENFORCEMENT COORDINATOR

INVESTIGATION - SPECIAL AGENTS

Joe W. Beal  
Oskaloosa

\*Glenn Johnson  
Polk City

Jerry Corbett  
Spencer

Steve Madson  
Atlantic

\*Michael K. Elliott  
Des Moines

R.J. Smith  
Cedar Rapids

Ron Evilsizer  
Denison

Carl Svenson  
Decorah

FIRE PREVENTION INSPECTORS

Roy F. Davis  
Altoona

Gail Odem  
Atlantic

Dennis Harmening  
Altoona

Jen Saunders  
Denison

Don Hutchinson  
Storm Lake

Robert Schultz  
Mt. Pleasant

\*Michael Keefe  
Decorah

Harold Schurtz  
Mason City

Larry Knapp  
Hazelton

Debrah Stevens  
Altoona

Kathaleen Iddings  
Pleasantville

\*Paul Tinder  
Clinton

\*Roy Marshall  
Lewis

OFFICE PERSONNEL

Wilma Schellhase, Secretary II

Genevieve Tucker, Secretary I

Louella Speck, Clerk Typist III

\*Kimberly Roush, Clerk Typist II

\*Janet Thompson, Clerk Typist II

\*Partial Year

ASSISTANT STATE INSPECTORS

Ames.....✓Ralph Parks, Fire Chief 50010  
 Richard Taylor, Ass't. Fire Chief  
 Jerry J. Johnson, City Fire Inspector

Ankeny.....✓Marvin Frisk, Fire Chief 50021

Boone.....✓Clyde (Bill) Neely, Fire Chief 50036

Burlington.....✓Mark Zaiser, Fire Chief 52601  
 Edward A. Nelson, Fire Prevention Bureau

Camanche.....✓B.J. Tyler, Fire Chief 52730

Cedar Falls.....✓Dale Holmes, Fire Chief 50613  
 \*William Bell, Ass't. Fire Chief  
 Robert Saul, City Fire Marshal

Cedar Rapids.....✓Edsel McMickle, Fire Chief 52401  
 Kenneth Anderson, City Fire Marshal  
 Harold Fillenworth, Captain Fire Department

Centerville.....✓Charles Talbot, Fire Chief 52544

Charles City.....✓Charles M. Ellis, Fire Chief 50616  
 Keith Oldham, Ass't. Fire Chief

Clinton.....✓John Hulten, Fire Chief 52732  
 Cliff Peters, City Fire Marshal

Council Bluffs.....✓Norman Elgan, Fire Chief 51501  
 \*Irvin (Jack) Lidgett, Fire Prevention Bureau  
 \*L.M. McKeown, Fire Prevention Bureau

Creston.....✓Lowell Willets, Fire Chief 50801

Davenport.....✓Howard Goettsch, Fire Chief 52801  
 John Denekas, City Fire Marshal

Des Moines.....✓Lee Williams, Fire Chief 50309  
 Paul Cook, City Fire Marshal  
 Jason Johnson, City Fire Inspector

Dubuque.....✓R.N. Dunphy, Fire Chief 52001  
 William Lynch, City Fire Marshal  
 Robert Boland, City Fire Inspector

Fort Dodge.....✓Willard Whitcome, Fire Chief 50501  
 Charles Mahoney, Ass't. Fire Chief

Fort Madison.....✓Walt McKeehan, Fire Chief 52627  
 John J. Schier, Fire Prevention Bureau

Iowa City.....✓Robert Keating, Fire Chief 52240  
 \*Darel Forman, City Fire Marshal  
 \*Lawrence Kinney, City Fire Marshal  
 \*John Fay, State University of Iowa

Jefferson.....✓Don Price, Fire Chief 50129

## GOVERNOR'S MERITORIOUS SERVICE AWARDS

Governor's Meritorious Service Awards are presented each year by the Iowa Farm Safety Council through the State Fire Marshal's Office. These awards are presented to volunteer firemen who not only ably serve on the fire department, but also give generously of their time and energy to other community organizations on an unpaid status. The awards were presented at the 1976 Fire School of the Iowa State University Campus at Ames by Wilbur R. Johnson, State Fire Marshal, to the following firemen:

Earl Bearbower, Brandon Volunteer Fire Department  
Elmer Merridith, West Liberty Volunteer Fire Department  
Jake Nebel, Dyersville Volunteer Fire Department  
Al Redenius, Lake City Volunteer Fire Department  
Norman L. Squire, Creston Volunteer Fire Department  
Ralph Wiltgen, Ossian Volunteer Fire Department

### Posthumously Awarded

Floyd Hurtt, Albion Volunteer Fire Department

## ACTIVITIES

In 1976 the State Fire Marshal's Office made 123 fire safety presentations to audiences of over 9,500. This included social and educational groups, schools, churches, businessmen, service and fraternal groups. In addition, the film library was liberally used. A booth was utilized at the state fair and the State Fire School.

Members of the staff attended meetings of the Iowa Fire Chief's Association, Hawkeye Fire Safety Association, Farm Safety Council, National Fire Protection Association meetings, instructor and arson seminars, and other fire safety regulatory groups. Fourteen two night arson seminars for fire and police departments, consisting of seven hours of instruction per school, were presented in various geographic locations throughout the state with approximately 2,000 in attendance.

Four positions were added to the field staff. One officer graduated from the Iowa Law Enforcement Academy and two officers graduated from the Department of Public Safety Academy.



ASSISTANT STATE INSPECTORS - CONTINUED

Keokuk.....✓~~Floyd Danley~~, Fire Chief 52632  
 ✓Gerard Harmon, Fire Chief  
 Howard Coovert, Ass't. Fire Chief

Lake City.....✓Don Morrow, Fire Chief 51449

Mason City.....✓John Holt, Fire Chief 50401  
 Jack Bender, Fire Prevention Bureau

Marion.....✓\*James Reynolds, Fire Chief 52302  
 ✓\*Vernon Blietz, Fire Chief

Marshalltown.....✓Leonard LaPour, Fire Chief 50158  
 James Hilsabeck, City Fire Marshal

Muscatine.....✓Paul Ziegenhorn, Fire Chief 52761

Nevada.....✓~~Carl E. Johnson~~, Fire Chief 50201  
 ✓Steve Herr, Fire Chief

Newton.....✓Stacey Backus, Fire Chief 50208

Oskaloosa.....✓Willard M. Ellis, Fire Chief 52577

Ottumwa.....✓Hubert Smith, Fire Chief 52501  
 Joseph A. Selix, City Fire Inspector

Red Oak.....✓Tom Askey, Fire Chief 51566

Shenandoah.....✓Ivan Scharp, Fire Chief 51601  
 Merrill Kruse, City Fire Inspector

Sioux City.....✓Robert Arnold, Fire Chief 51103  
 Ray Mahr, City Fire Marshal  
 Pete Clawson, Captain

Storm Lake.....✓Ron Wilson, Fire Chief 50588

Waterloo.....✓Harold Smith, Fire Chief 50703  
 Eugene Fortune, City Fire Marshal  
 Jack Flynn, Lt.

Waverly.....✓John Ingersoll, Fire Chief 50677

Webster City.....✓~~Jack Patterson~~, Fire Chief 50595  
 ✓\*Terry Johnson, Fire Chief  
 Richard Seiser, Lt., Fire Department

West Burlington.....✓Robert E. Elliott, Fire Chief 52655

West Des Moines.....✓George Oster, City Fire Inspector  
 318 - 5th Street, West Des Moines, Iowa

\* Partial Year

FIRE PREVENTION ACTIVITIES

1976 Fire Prevention Award Winners in Iowa

Of the schools entered in the 1976 Fire Prevention contest, twenty were noted as outstanding by the committee and were rated as follows:

- |                            |                                  |
|----------------------------|----------------------------------|
| Oakland Community          | Carson-Macedonia                 |
| Orient-Macksburg           | Odebolt-Arthur                   |
| Greenfield Elementary      | Northstar Elementary (Knoxville) |
| Russell Community          | St. Alphonsus (Davenport)        |
| North Mahaska (New Sharon) | Lenox Community                  |

HONORABLE MENTION:

- |                          |                   |
|--------------------------|-------------------|
| Glenwood Community       | Sanborn Community |
| Bridgewater-Fontanelle   | Madrid Community  |
| Wapello Community        | Baxter Community  |
| Sacred Heart (Maquoketa) | Earlham Community |
| Spirit Lake Community    | Spencer Community |

\* \* \* \* \*

The poster winners were as follows:

GRAND PRIZE

Audrey Duensing  
Lewis Central (Council Bluffs)  
Lewis Township Fire Department

4th Grade:

- 1st Place: David Cheers  
East Union (Afton)  
Afton Fire Dept.
- 2nd Place: Mark Von Arb  
St. Josephs (Granville)  
Granville Fire Dept.
- 3rd Place: Bob Hoffman  
Dedham-Willy (Dedham)  
Dedham Fire Dept.

6th Grade:

- 1st Place: Beth Nordstrom  
Prairie (Gowrie)  
Gowrie Fire Dept.
- 2nd Place: Bob Maching  
St. Bernard's (Breda)  
Breda Fire Dept.
- 3rd Place: Susan Jensen  
Bridgewater-Fontanelle  
Fontanelle Fire Dept.

5th Grade:

- 1st Place: Doug Lee Jones  
East Union (Afton)  
Afton Fire Dept.
- 2nd Place: Debbie Grienke  
Alta Community  
Alta Fire Dept.
- 3rd Place: Teri Curry  
St. Lawrence (Carroll)  
Carroll

FIELD OPERATIONS OF FIRE MARSHAL'S OFFICE

FIRE INSPECTION ORDERS WRITTEN

Health Care Facilities.....	450
Hotels.....	6
Apartment Buildings.....	19
Dormitories.....	8
College Buildings.....	54
School Buildings.....	1,348
Child Care Centers.....	43
Churches.....	2
Dilapidated Buildings & Fire Hazards.....	34
Liquefied Petroleum Gas, Bulk Plants, etc. ....	19
Flammable Liquids Bulk Plants, etc. ....	359
Notices Issued to Correct Hazards.....	1,843
Hazardous Condition Reports.....	10

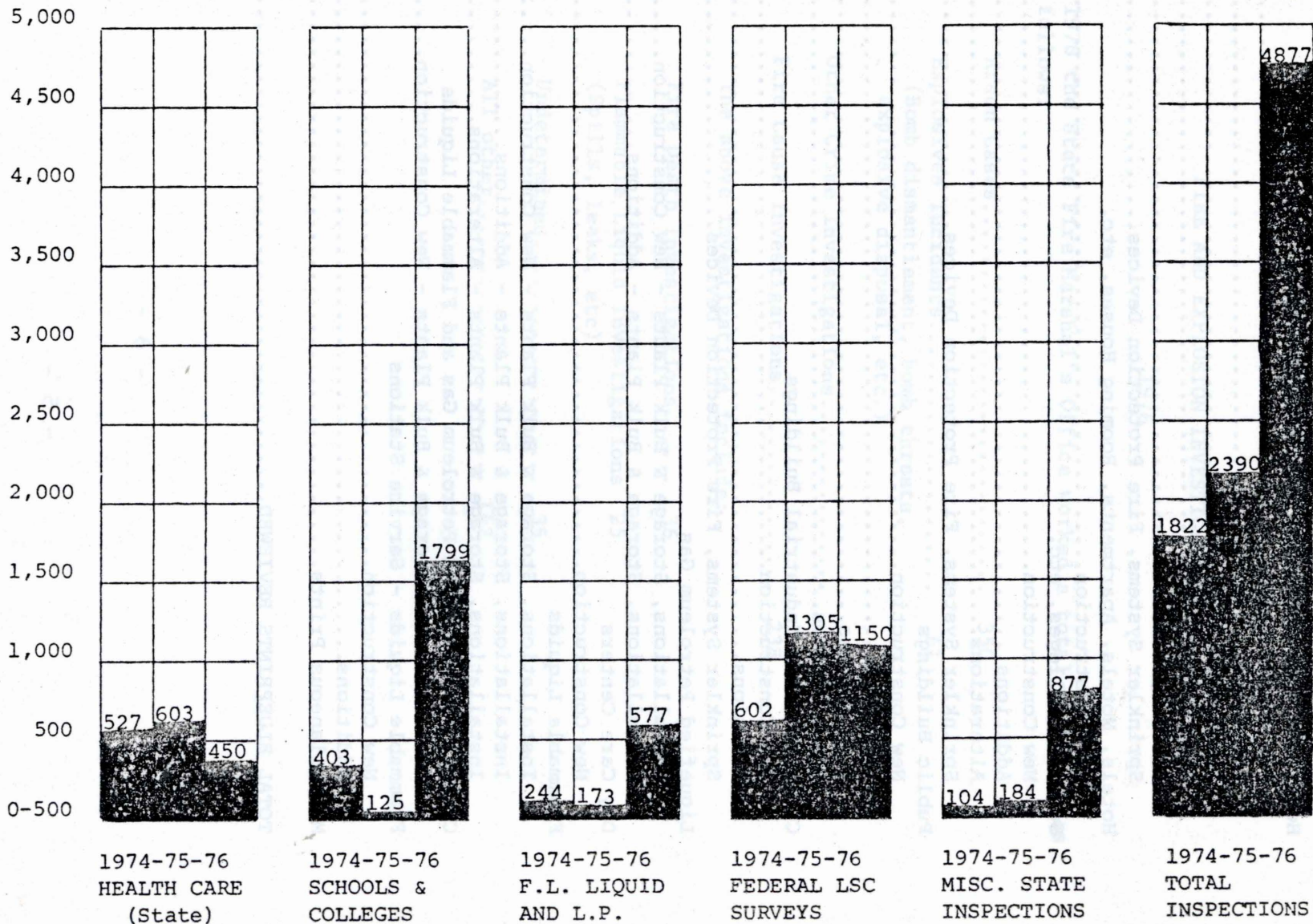
HAZARDS CORRECTED:

Electrical Wiring.....	23
Fire Alarms.....	58
Special Hazards.....	335
Extinguishers.....	271
Sprinkler Systems.....	13
Exit Ways and Doors.....	344
Vertical Openings.....	13
Interior Finishes.....	55
Fuel - Heating and Cooking.....	27
Dilapidated Buildings.....	10
Fire Hazards.....	47
Exit Signs.....	50

INSPECTIONS - INSPECTION REVIEWS - CONSULTATION REVISITS

1974 - 1976

- 4 -



BLUEPRINTS REVIEWED

Hospitals, Nursing Homes and Custodial Homes, etc.	
New Construction.....	57
Additions.....	62
Alterations.....	40
Fire Escapes.....	2
Alarm Systems.....	30
Sprinkler Systems, Fire Protection Devices.....	61
Hotels, Motels, Apartments, Rooming Houses, etc.	
New Construction.....	11
Schools, Colleges, etc.	
New Construction.....	29
Additions.....	53
Alterations.....	23
Sprinkler Systems, Fire Protection Devices.....	7
Public Buildings	
New Construction.....	9
Additions.....	5
Fire Escapes.....	7
Alarm Systems.....	2
Commercial and Industrial Buildings	
New Construction.....	4
Additions.....	1
Sprinkler Systems, Fire Protection Devices.....	4
Liquefied Petroleum Gas	
Installations, Storage & Bulk Plants - New Construction.....	54
Installations, Storage & Bulk Plants - Additions.....	1
Day Care Centers	
New Construction.....	1
Flammable Liquids	
Installations, Storage & Bulk Plants - New Construction.....	58
Installations, Storage & Bulk Plants - Additions.....	3
Installations, Storage & Bulk Plants - Alterations.....	65
Combination Liquefied Petroleum Gas and Flammable Liquids	
Installations, Storage & Bulk Plants - New Construction.....	5
Flammable Liquids - Service Stations	
New Construction.....	16
Additions.....	3
Miscellaneous Prints.....	<u>20</u>
 TOTAL BLUEPRINTS REVIEWED.....	 633

FIRE AND EXPLOSION INVESTIGATIONS

1976

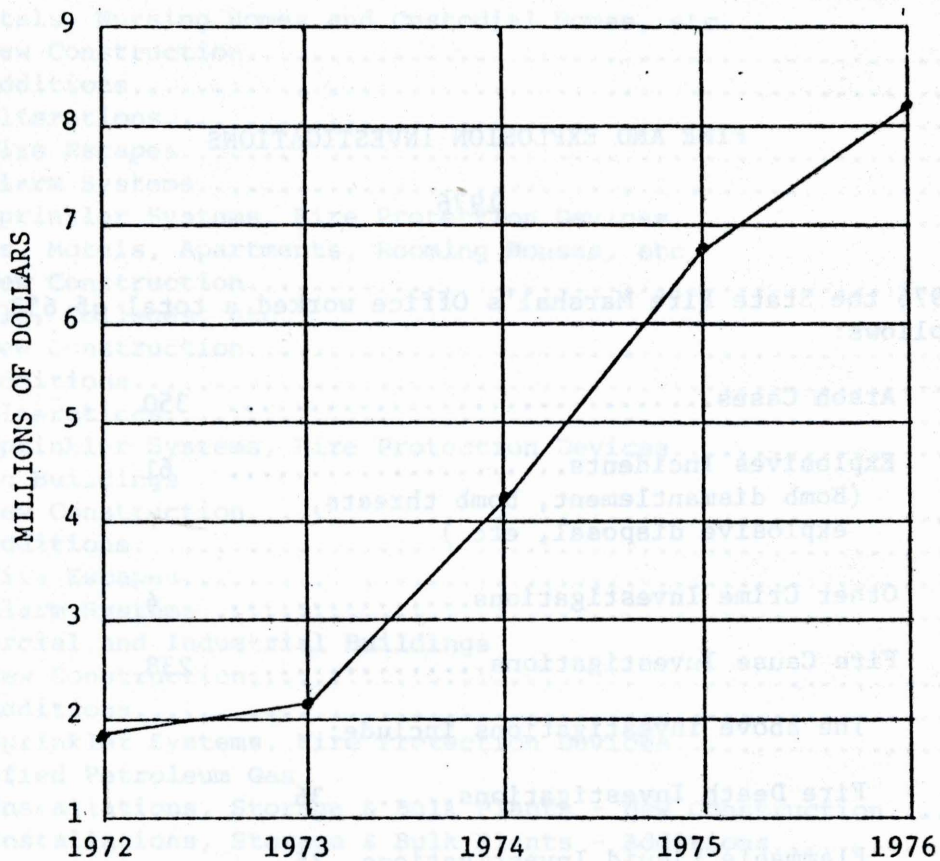
In 1976 the State Fire Marshal's Office worked a total of 653 cases as follows:

Arson Cases.....	350
Explosives Incidents.....	61
(Bomb dismantlement, bomb threats, explosive disposal, etc.)	
Other Crime Investigations.....	4
Fire Cause Investigations.....	238

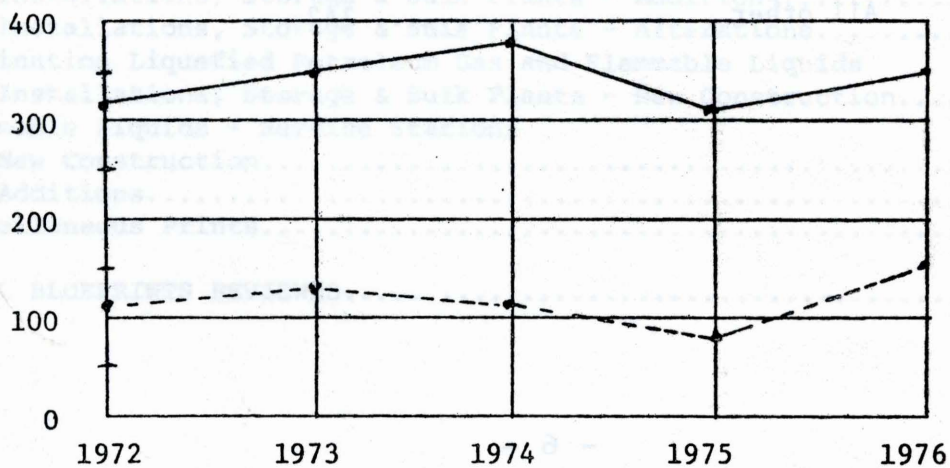
The above investigations include:

Fire Death Investigations.....	36
Flammable Liquid Investigations	25
(Spills, leaks, etc)	
Undetermined.....	35
All other.....	142

### 5 YEAR ARSON LOSS



### NUMBER OF CASES AND ARRESTS



No. of Cases \_\_\_\_\_ No. of Arrests - - - - -

INVESTIGATIONS BY STATE FIRE MARSHAL

## DEATHS CAUSED BY FIRE IN 1976

<u>NAME</u>	<u>AGE</u>	<u>DATE FIRE</u>	<u>DATE DEATH</u>	<u>LOCATION</u>	<u>CAUSE OF FIRE</u>
Keytrick Seals	4 mo.	04/17	04/17	Fort Dodge	Defective Wiring
Phillip Salsbury	1 yr.	11/19	11/19	Cedar Rapids	Unknown
Jane Hart	13 mo.	10/28	10/28	Waterloo	Malfunction Of Oil Furnace
Troy Michael Dyer	2 yr.	04/27	04/27	Clear Lake	Children Playing With Matches
Jody Hart	3 yr.	10/28	10/28	Waterloo	Malfunction Of Oil Furnace
Paul Lambert Schmidt	4 yr.	01/03	01/03	Pleasant Prairie	Unknown
Consuela Darby	4 yr.	07/11	07/11	Audubon	Defective Wiring
Shawn Hart	5 yr.	10/28	10/28	Waterloo	Malfunction Of Oil Furnace
Liza Marie Schmidt	6 yr.	01/03	01/03	Pleasant Prairie	Unknown
Angela Salsbury	6 yr.	11/19	11/24	Cedar Rapids	Unknown
Ted Holmen	7 yr.	10/10	10/10	Clinton	Unknown
Nancy Holmen	8 yr.	10/10	10/10	Clinton	Unknown
Jeri Andrew	10 yr.	12/07	12/07	Melbourne R.R.	Unknown
Janelle Andrew	12 yr.	12/07	12/07	Melbourne R.R.	Unknown
Randy Appleby	15 yr.	04/13	04/13	R.R. West Liberty	Vehicle Accident
Elizabeth K. Dyal	15 yr.	07/07	07/07	Cedar Rapids	Vehicle Accident
Jeffrey M. Rink	15 yr.	07/07	07/07	Cedar Rapids	Vehicle Accident
Jim Andrew	15 yr.	12/07	12/07	Melbourne R.R.	Unknown
James Steiger	16 yr.	04/13	04/13	R.R. West Liberty	Vehicle Accident
Gloria Jean Seals	16 yr.	04/17	04/17	Fort Dodge	Defective Wiring
John S. Gaither	18 yr.	01/28	01/28	Des Moines	Vehicle Accident
Steven Baldwin	20 yr.	05/20	05/20	Council Bluffs	Vehicle Accident
Julie Bode	20 yr.	11/13	11/13	Badger	Defective Appliance
William Rife	21 yr.	01/28	01/28	Des Moines	Vehicle Accident
Roger Kaufman	22 yr.	03/08	03/08	Kalona	Careless Smoking
David Dockum	22 yr.	11/10	11/14	Carpenter	Vehicle Accident
Arnie Bode	22 yr.	11/13	11/13	Badger	Defective Appliance
John Foster	23 yr.	03/26	03/26	Des Moines	Vehicle Accident
Dale Jensen	23 yr.	08/27	12/22	Maxwell R.R.	Sparks From Welder
Roland Wiebershon	24 yr.	04/17	04/17	R.R. Dinsdale	Unknown
Laverne Atkinson	25 yr.	03/26	03/26	Des Moines	Vehicle Accident
John Harlen	26 yr.	04/14	04/14	Iowa Falls	Defective Wiring
William H. Schmidt	26 yr.	07/01	07/01	R.R. Independence	Careless Smoking
William Heuberger	27 yr.	08/27	08/27	Manly	Explosion Sparks From Welder
Jim Scherg	29 yr.	09/07	09/07	R.R. Ruthven	Vehicle Accident
Shirley DeCora	29 yr.	01/15	01/15	Sioux City	Careless Smoking



FIRE DEATHS CONTINUED

<u>NAME</u>	<u>AGE</u>	<u>DATE FIRE</u>	<u>DATE DEATH</u>	<u>LOCATION</u>	<u>CAUSE OF FIRE</u>
George Esterbrook	30 yr.	11/30	11/30	Muscatine	Unknown
Michael Wingert	31 yr.	04/03	04/03	R.R. Riverdale	Undetermined
Fern Hand Dean	31 yr.	04/24	04/24	Burlington	Careless Smoking
Harold L. Sheldon, Jr.	32 yr.	04/24	04/24	Marshalltown	Unknown
Jim Hanson	32 yr.	05/18	05/18	R.R. Roland	Vehicle Accident
Donald L. Havenstrite	33 yr.	10/23	11/03	Elgin	Careless Smoking
Samuel Monroe, Sr.	35 yr.	10/28	10/28	Waterloo	Malfunction Of Oil Furnace
Howard Stene	39 yr.	01/15	01/15	Sioux City	Careless Smoking
Thomas Jungers	39 yr.	08/25	08/25	Norwalk	Explosion Sparks From Torch
Tom Andrew	41 yr.	12/07	12/07	Melbourne R.R.	Unknown
Arthur Moser	43 yr.	04/05	04/13	Cedar Rapids	Careless Smoking
Dawayne Schulz	44 yr.	02/15	02/15	Sioux City	Unknown
John Krause	44 yr.	11/26	11/26	Knoxville	Careless Smoking
Kenneth Rothmeyer	45 yr.	07/14	07/14	Fort Madison	Suicide
Alberta Schmidt	51 yr.	07/01	07/01	R.R. Independence	Careless Smoking
Francis Barto	52 yr.	04/09	04/09	Kingsley	Careless Smoking
Ben Rowe	52 yr.	12/05	12/05	Des Moines	Careless Smoking
Vincent C. Gebel	54 yr.	01/24	01/24	North Washington	Heart Attack Fighting Fire
Robert M. Lucas, Sr.	54 yr.	01/08	01/08	Albany	Defective Wiring
Richard Price	55 yr.	05/06	05/06	Marshalltown	Undetermined
Ann Bahl	56 yr.	09/06	09/06	Keokuk	Defective Appliance
Harold Wood	58 yr.	11/01	11/01	Oskaloosa	Careless Smoking
Marcell Rhoads	59 yr.	04/03	04/03	Des Moines	Careless Smoking
Elbert D. Higley	62 yr.	03/03	03/11	Davenport	Cigarette Lighter Fluid On Clothing
Paul Ferris	63 yr.	01/15	01/15	Sioux City	Careless Smoking
Elmer Hamann	64 yr.	03/25	04/02	Davenport	Vandalism-Arson
Margaret D. Smith	64 yr.	09/09	12/25	Grinnell	Unknown
John Vodochodsky	65 yr.	09/05	10/28	Whitten	Suicide
Ruth Parson	66 yr.	11/04	11/04	Des Moines	Careless Smoking
Floyd Hale	67 yr.	01/05	01/05	Polk City	Heart Attack Fighting Fire
Ray O. McCune	67 yr.	04/13	04/14	Clinton	Defective Wiring
Fred Burr	68 yr.	06/30	06/30	Schleswig	Unknown
Agnes Eggars	70 yr.	01/17	01/17	Toledo	Hot Ashes On Porch
Molly Kurzman	71 yr.	01/26	01/26	Watkins	Unknown
Neil Overgard	71 yr.	11/03	11/03	R.R. Elk Horn	Carburetor Backfired On Truck

6  
1

<u>NAME</u>	<u>AGE</u>	<u>DATE FIRE</u>	<u>DATE DEATH</u>	<u>LOCATION</u>	<u>CAUSE OF FIRE</u>
Glen Albert Amsbaugh	71 yr.	11/12	11/13	Greenfield	Malfunction Of Furnace
Marie Krantz	73 yr.	01/20	01/20	Titonka	Defective Appliance
Ernest LaStand	73 yr.	05/28	05/28	Dubuque	Careless Smoking
John Martin	75 yr.	02/22	02/22	R.R. Lone Tree	Misuse of Flammable Liquids
George Akerman	76 yr.	12/03	12/24	Pioneer	Oil Burner Explosion
Austa Irene Amsbaugh	77 yr.	11/12	11/12	Greenfield	Malfunction of Furnace
Irene Flahive	78 yr.	12/06	12/06	Lovilia	Defective Wiring
Osie Stocker	80 yr.	04/03	04/03	Albion	Combustibles Against Heat
Mrs. Agnes Goodwin	80 yr.	06/20	06/22	Glidden	Combustibles Against Heat
Chris Hoover	82 yr.	09/25	09/29	Guthrie Center	Combustibles Against Heat
Jim Burdock	85 yr.	05/25	05/25	Albia	Burning Trash In Cornfield
Wilber Spurlock	85 yr.	07/15	07/15	Riverton	Undetermined
William Wilson	86 yr.	01/01	01/01	Riverdale	Unknown
Fred Zwerbohmer	87 yr.	11/13	11/13	Ossian	Careless Smoking
George Gebard	91 yr.	04/05	04/05	Des Moines	Brush Fire
Anna T. Olson	94 yr.	04/12	04/12	R.R. Inwood	Unknown
Mrs. Martha Sellers	94 yr.	11/28	11/28	Monroe	Unknown

- 10 -

SUMMARY OF FIRE DEATHS

Total Fire Deaths Occurring in the Rural Area.....16  
 Total Fire Deaths Occurring in the Town Area.....72  
 Total Fire Deaths Occurring in 1975.....88

MONTHS

January..... 14  
 February..... 2  
 March..... 5  
 April..... 17  
 May..... 5  
 June..... 2  
 July..... 7  
 August..... 3  
 September..... 5  
 October..... 7  
 November..... 14  
 December..... 7

TOTAL 88

AGE GROUPS

6 weeks to 10 years..... 13  
 11 years to 20 years..... 10  
 21 years to 30 years..... 14  
 31 years to 40 years..... 8  
 41 years to 50 years..... 5  
 51 years to 60 years..... 9  
 61 years to 70 years..... 10  
 71 years to 80 years..... 11  
 81 years and over..... 8

TOTAL 88

MULTIPLE FIRE DEATHS

Badger..... 2  
 Cedar Rapids..... 4  
 Clinton..... 2  
 Des Moines..... 4  
 Fort Dodge..... 2  
 Greenfield..... 2  
 Independence - Rural... 2  
 Melbourne - Rural..... 4  
 Pleasant Prairie..... 2  
 Sioux City..... 3  
 Waterloo..... 4  
 West Liberty - Rural... 2

11

SUMMARY OF FIRE DEATHS CONTINUED:

CAUSES OF FIRES:

Carelessness	
Combustibles against heat.....	3
Brush fires.....	2
Electrical	
Defective wiring.....	7
Defective appliances.....	4
Explosions	
Oil burner explosion.....	1
Flammable Liquid, Misuse of	
Kerosene.....	1
Lighter fluid on clothing.....	1
Heating Equipment, Defective, etc.	
Defective furnaces.....	6
Smoking	
Careless smoking.....	17
Other	
Vehicle accidents.....	12
Children playing with matches.....	1
Undetermined.....	22
Hot ashes on porch.....	1
Suicide.....	2
Incendiary.....	1
Heart attack fighting fire.....	3
Sparks	
Backfire.....	1
Welder.....	<u>3</u>
TOTAL	88

OCCUPANCY:

Industrial	
Factory.....	2
Institutional	
Halfway House.....	1
Iowa State Penitentiary.....	1
Residential	
Apartments.....	10
Mobile home.....	4
One Family Dwelling.....	47
Miscellaneous	
Motorcycle.....	2
Vehicles.....	12
Fields.....	1
Vacant Building.....	1
Barn.....	1
Pickup Camper.....	1
Top of fertilizer tank.....	1
Open area.....	2
Garage.....	1
Fuel tank.....	<u>1</u>
TOTAL	88

SEX:

Number of Female Fire Deaths.....	27
Number of Male Fire Deaths.....	<u>61</u>

TOTAL

88

NATIONAL FIRE LOSS -- TEN YEAR RECORD  
(Estimated by NFPA)

1976.....	Not available
1975.....	\$4,000,000,000
1974.....	3,700,000,000
1973.....	3,100,000,000
1972.....	2,960,000,000
1971.....	2,845,000,000
1970.....	2,810,000,000
1969.....	2,415,000,000
1968.....	2,179,922,000
1967.....	2,070,000,000
1966.....	1,860,500,000

IOWA FIRE LOSS -- TEN YEAR PERIOD

1976.....	\$ 35,461,781
1975.....	34,002,201
1974.....	24,308,936
1973.....	30,370,748
1972.....	23,463,384
1971.....	17,148,147
1970.....	24,563,111
1969.....	22,339,259
1968.....	21,299,814
1967.....	14,619,566

IOWA FIRE DEATHS -- TEN YEAR RECORD

1976.....	88
1975.....	92
1974.....	82
1973.....	88
1972.....	77
1971.....	75
1970.....	84
1969.....	81
1968.....	102
1967.....	86

IOWA FIRE RECORDS FOR 1976

The following tables are compiled from fire reports received by the Fire Marshal's Office in accordance with requirements of the Iowa Statutes. For various reasons, we do know a small percentage of fires throughout the state are not reported to this office by local officials, however, the tables reflect a high degree of accuracy in analyzing the fire loss to buildings and contents.

TABLE NO. I

Showing the total number of fires reported by counties. Damage to buildings and contents is combined.

<u>COUNTY</u>	<u>RURAL FIRES</u>	<u>RURAL LOSS</u>	<u>TOWN FIRES</u>	<u>TOWN LOSS</u>
Adair.....	8	41,055	5	16,008
Adams.....	10	41,086	6	36,011
Allamakee.....	16	165,260	4	46,100
Appanoose.....	5	179,300	10	57,050
Audubon.....	8	27,100	2	145,000
Benton.....	16	195,280	9	103,317
Black Hawk.....	17	206,020	172	1,202,341
Boone.....	33	162,883	41	60,095
Bremer.....	18	144,463	14	73,128
Buchanan.....	36	460,746	20	61,729
Buena Vista.....	7	39,550	2	780
Butler.....	13	101,492	7	682,024
Calhoun.....	2	70,700	2	10,300
Carroll.....	17	82,722	9	132,539
Cass.....	14	240,882	6	54,500
Cedar.....	7	77,959	4	10,321
Cerro Gordo.....	17	161,350	53	376,639
Cherokee.....	2	955	5	69,361
Chickasaw.....	18	64,595	2	124,000
Clarke.....	9	100,010	3	50,325
Clay.....	4	29,100	7	24,500
Clayton.....	23	343,190	14	85,965
Clinton.....	15	129,425	16	226,950
Crawford.....	11	51,448		
Dallas.....	49	358,698	27	221,950
Davis.....	23	126,305	9	41,450
Decatur.....			1	4,800

<u>COUNTY</u>	<u>RURAL FIRES</u>	<u>RURAL LOSS</u>	<u>TOWN FIRES</u>	<u>TOWN LOSS</u>
Delaware.....	7	36,394	7	111,100
Des Moines.....	32	258,578	50	256,289
Dickinson.....	8	58,353	7	283,800
Dubuque.....	25	641,700	123	720,040
Emmet.....	7	149,500		
Fayette.....	30	287,383	18	374,465
Floyd.....	2	28,500	1	2,000
Franklin.....	4	49,000	1	5,000
Fremont.....	10	260,150	5	40,410
Greene.....	2	49,300	3	86,750
Grundy.....	11	121,600	7	90,250
Guthrie.....	17	304,895	4	17,850
Hamilton.....	6	23,512	17	271,575
Hancock.....	7	48,020	2	13,500
Hardin.....	8	103,475	15	629,200
Harrison.....	17	68,300	11	67,710
Henry.....	22	104,858	11	16,650
Howard.....	20	115,185	11	38,250
Humboldt.....	9	112,925	1	3,700
Ida.....	5	65,950	2	86,000
Iowa.....	13	168,950	3	13,100
Jackson.....	23	206,800	11	95,550
Jasper.....	17	116,660	39	474,894
Jefferson.....	8	27,050	6	142,055
Johnson.....	6	49,900	78	989,701
Jones.....	13	183,872	4	10,350
Keokuk.....	4	34,425		
Kossuth.....	15	142,035	5	83,850
Lee.....	22	213,710	29	485,538
Linn.....	24	252,718	208	1,053,100
Louisa.....	9	23,200	8	27,150
Lucas.....	7	40,300	10	440,103
Lyon.....	10	59,700	7	51,700
Madison.....	11	68,325	9	112,180
Mahaska.....	9	43,327	18	92,935
Marion.....	6	52,177	11	128,005

<u>COUNTY</u>	<u>RURAL FIRES</u>	<u>RURAL LOSS</u>	<u>TOWN FIRES</u>	<u>TOWN LOSS</u>
Marshall.....	17	178,175	65	469,050
Mills.....	5	780,269	2	3,700
Mitchell.....	13	79,450	3	4,600
Monona.....	7	79,100	4	25,475
Monroe.....	12	111,923	9	38,271
Montgomery.....	7	110,800	23	362,616
Muscatine.....	14	233,650	23	136,763
O'Brien.....	11	45,931	11	14,527
Osceola.....	6	21,000	2	2,000
Page.....	9	80,525	21	147,100
Palo Alto.....	6	25,200	5	38,750
Plymouth.....	16	227,425	11	28,250
Pocahontas.....	6	3,660	5	45,089
Polk.....	84	1,300,452	1,033	3,005,481
Pottawattamie.....	31	190,895	109	897,348
Poweshiek.....	4	18,350	7	129,800
Ringgold.....	17	90,650	11	23,340
Sac.....	16	185,685	9	55,575
Scott.....	10	58,455	127	927,978
Shelby.....	5	5,950	6	240,550
Sioux.....	14	104,637	16	581,960
Story.....	45	181,879	95	501,451
Tama.....	21	339,734	15	37,817
Taylor.....	5	19,280	4	25,075
Union.....	13	65,022	19	84,245
Van Buren.....	4	17,300	1	3,800
Wapello.....	47	356,259	50	590,955
Warren.....	17	349,182	23	73,570
Washington.....	1	8,100	2	17,000
Wayne.....	7	89,450	5	13,100
Webster.....	14	170,200	67	403,762
Winnebago.....	1	5,800	3	11,150
Winneshiek.....	11	88,879	1	1,200
Woodbury.....	9	36,860	254	1,217,336
Worth.....	2	8,550	1	4,000
Wright.....	7	24,670	8	201,516
TOTAL	1,358	13,865,648	3,242	21,596,133



SUMMARY OF TABLE NO. I

Total Number of Rural Fires.....	1,358
Total Number of Town Fires.....	<u>3,242</u>
Total Number of Fires.....	4,600

TABLE NO. II

Showing the types of occupancy destroyed. The damage to buildings and contents is set out separately.

<u>Types of Occupancy</u>	<u>Rural Fires</u>			<u>Town Fires</u>		
	<u>No. Fires</u>	<u>Building Loss</u>	<u>Content Loss</u>	<u>No. Fires</u>	<u>Building Loss</u>	<u>Content Loss</u>
<b>ASSEMBLY</b>						
Assembly & Exhibition Halls.....				3	61,102	9,639
Bowling Alleys.....				2	35,500	6,500
Churches.....	2	193,000		11	588,250	41,460
Club Rooms.....	1	12,000	2,000	2	14,300	250
Dance Halls.....	1	10,000	4,000	1	30,000	
Gymnasiums.....				1	125,000	20,000
Lodge Halls.....				2	15,000	35,000
Passenger Stations, Terminals.....	1	1,000	500			
Restaurants.....	4	72,000	35,500	40	571,506	299,125
Taverns.....	2	11,000	14,000	27	364,067	184,264
Theaters.....				1	25,000	10,000
Other.....	2	23,100		3	1,580	
<b>EDUCATIONAL</b>						
Colleges & Universities..				3	21,920	21,900
Elementary Schools.....	2	8,000	500	5	31,050	20,510
High Schools.....	1	300	977	11	69,831	32,245
Other.....				3	1,528	9,499
<b>INSTITUTIONAL</b>						
Clinics.....				1	250	200
Homes for Aged, Nursing Homes, Etc.....	2	23,000	30,400	6	12,200	2,356

TABLE NO II cont'd.

	<u>RURAL FIRES</u>			<u>TOWN FIRES</u>		
	<u>No.</u> <u>Fires</u>	<u>Building</u> <u>Loss</u>	<u>Content</u> <u>Loss</u>	<u>No.</u> <u>Fires</u>	<u>Building</u> <u>Loss</u>	<u>Content</u> <u>Loss</u>
Institutional cont'd.						
Hospitals.....	1	130,000		9	2,350	1,410
Jails.....				1	3,000	100
Childrens Homes.....				1	1,000	300
Other.....				1	20,000	9,000
RESIDENTIAL						
Apartments.....	1	100		209	1,491,233	262,000
Dormitories.....				6	11,600	3,850
Fraternity Houses.....				1	800	400
Hotels .....				20	91,475	7,607
Lodging & Rooming Houses.				1	1,709	633
Motor Courts.....				10	100,690	78,610
One Family Dwelling.....	343	2,610,108	1,087,646	1,241	5,257,667	2,064,699
Sorority Houses.....				1		135
Trailer Houses.....	67	413,400	234,500	130	394,492	188,484
Two Family Dwelling.....				10	44,269	14,887
Other.....				1	2,000	
MERCANTILE						
Auto Accessories.....					40,000	75,000
Barber & Beauty Shops...	1	2,700	1,500	2	100	477
Book Stores.....				1	119	
Clothing Stores.....				7	44,902	135,463
Department Stores.....				5	88,650	207,259
Drug Stores.....				1	750	
Electrical Appliances...				1	38,000	25,000
Feed Store.....				2	5,700	
Florists & Green Houses.				3	113,600	77,000
Food Markets.....				8	114,150	183,500
Furniture Store.....	1	300		5	3,375	38,600
General Store.....				3	22,000	120,000
Hardware Store.....	1	5,000	500	2	14,000	18,300
Paint, Wallpaper & Shades.....				3	80,500	97,500
Plumbing Supplies.....				2	5,000	3,200

TABLE NO. II cont'd.

Types of Occupancy	RURAL FIRES			TOWN FIRES		
	No. Fires	Building Loss	Content Loss	No. Fires	Building Loss	Content Loss
Mercantile cont'd.						
Radio & TV Shops.....				1	100,000	80,000
Seed Stores.....				1	30,000	20,000
Shoe Stores.....				3	17,700	40,000
Super Markets.....				6	100,843	175,160
Other.....	3	20,500	37,000	15	34,230	55,258
OFFICE						
Banks.....				1	400	100
Doctors Office.....				1	200	40,000
Funeral Parlors.....				1	1,300	
Libraries.....				2	20,000	20,050
Office Buildings.....	5	7,050	4,250	39	200,902	191,592
Post Office.....				2	450	
Other.....				2	1,400	
INDUSTRIAL						
Creameries.....				1	200	13,000
Dairies.....				1	6,000	
Dry Cleaning Plant.....				1	34,683	5,200
Factories.....	12	305,461	568,150	52	538,669	498,315
Laundry & Laundromats....				11	47,468	85,123
Machine Shops & Foundry..	1	20,000	70,000			
Packing Plants.....	1	15,000	145,000			
Power Plants.....	1	2,000				
Saw Mills.....	1	10,000	40,000	1	13,000	42,000
Smoke Houses.....	1	200	200	1	850	90
Work & Repair Shops.....	16	140,081	107,150	25	249,503	70,230
Other.....	1	15,000	900,000	14	73,271	35,987
STORAGE						
Barn.....	176	1,655,405	1,042,218	17	82,300	37,101
Bulk Oil.....				1	400	
Cattle Shed or Barn	8	27,150	13,000			
Brooder, Chicken & Poultry Houses.....	15	224,285	98,300	2	300	600
Corn Crib.....	33	82,026	47,484	2	500	
Filling Station.....	1	500		8	10,968	12,000

TABLE NO. II cont'd.

Types of Occupancy	RURAL FIRES			TOWN FIRES		
	No. Fires	Building Loss	Content Loss	No. Fires	Building Loss	Content Loss
Storage cont'd.						
Grain Elevator.....	3	5,050	825	7	540,638	354,408
Grain Mill.....				1	310,000	113,000
Granaries.....	12	28,625	26,650			
Hog Houses.....	82	580,598	444,786	3	1,200	600
Locker Plants.....				1	45,000	40,000
Lumber Yards.....				3	64,000	10,500
Machine Shed.....	21	107,372	179,630	3	46,000	98,500
Private Garage.....	46	64,343	87,315	226	362,429	262,965
Public Garage.....				8	24,300	22,775
Pump House.....	7	2,750	2,665			
Silos.....	6	12,300	14,400	1		22,000
Storage Shed or Building..	78	191,920	222,071	65	113,760	90,065
Tool Shed.....	6	5,605	6,509	4	2,094	6,250
Warehouse-Wholesale House.	2	7,000	30,000	13	65,650	76,791
Other.....	2	225				
MISCELLANEOUS						
Airplanes.....				3	67,649	15,000
Automobiles.....	115	179,497	1,825	765	496,436	30,994
Buses.....	1	2,000		2	10,150	20
Canvas Coverings, Tents, Awnings, Etc...				3	963	
Corn & Grain Dryers.....	6	3,600	5,950	4	28,125	6,970
Fences.....	4	1,250		2	512	
Grain Fields & Meadows....	48	41,766	1,500	1	1,971	
Hay, Grain, & Straw Stacks	44	56,341		2	2,453	
Lawns & Gardens.....	2	1,050		2	100	
Lumber & Wooden Poles.....	4	1,550	750	6	7,279	
Machinery, Tractors, Imple- ments, Wagons...	112	461,971	19,030	18	36,951	15,335
Motorcycles & Scooters.....	4	2,250		17	11,896	60
Orchards & Timbers.....	8	510		2	2,139	
Tractor - Trailer.....	10	95,000	64,000	9	16,675	7,470
Trains, Box Cars, Coaches, Boats, Etc.....	8	43,050	1,300	22	38,782	14,280
Trucks.....	56	171,713	6,570	76	159,986	32,773

TABLE NO. II cont'd.

Types of Occupancy	RURAL FIRES			TOWN FIRES		
	No. Fires	Building Loss	Content Loss	No. Fires	Building Loss	Content Loss
Other	55	94,618	63,477	58	519,705	143,614
TOTAL	1,450	8,201,620	5,664,028	3,347	14,503,595	7,092,538

See Table No. I for number of fires.

RURAL FIRES		TOWN FIRES	
Total Building Loss.....	\$ 8,201,620	Total Building Loss.....	\$14,503,595
Total Content Loss.....	5,664,028	Total Content Loss.....	7,092,538
Total Loss Rural Fires.....	\$13,865,648	Total Loss Town Fires.....	\$21,596,133
Total Rural Loss.....		\$13,865,648	
Total Town Loss.....		21,596,133	
TOTAL FIRE LOSS 1976		\$35,461,781	

SUMMARY OF TABLE NO. II

<u>Types of Occupancy</u>	<u>Rural Fires</u>	<u>Town Fires</u>	<u>Total Fires</u>	<u>Rural Loss</u>	<u>Town Loss</u>	<u>Total Loss</u>
ASSEMBLY	13	96	109	378,100	\$ 2,437,543	\$ 2,815,643
EDUCATIONAL	3	22	25	9,777	208,483	218,260
INSTITUTIONAL	3	19	22	183,400	52,166	235,566
RESIDENTIAL	418	1,642	2,060	4,345,754	10,017,240	14,362,994
MERCANTILE	6	74	80	67,500	2,205,336	2,272,836
OFFICE	5	49	54	11,300	476,394	487,694
INDUSTRIAL	34	109	143	2,338,242	1,713,589	4,051,831
STORAGE	514	387	901	5,211,007	2,817,094	8,028,101
MISCELLANEOUS	483	1,010	1,493	1,320,568	1,668,288	2,988,856
TOTALS	1,479	3,408	4,887	\$13,865,648	\$21,596,133	\$35,461,781

TABLE NO. III

Showing the causes of fires. Damage to buildings and contents combined.

<u>CAUSES OF FIRES</u>	<u>Rural Fires</u>	<u>Rural Loss</u>	<u>Town Fires</u>	<u>Town Loss</u>
<b>HEATING EQUIPMENT - DEFECTIVE, OVERHEATED, ETC.</b>				
Brooders.....	36	375,817	4	6,736
Chimneys & Flues.....	32	197,862	36	153,742
Furnaces.....	20	374,149	44	435,194
Gas Stoves.....	2	9,500	2	6,451
Oil Stoves, Burners & Tanks.....	13	75,050	21	45,452
Unknown Type of Stove.....	4	27,700	11	34,320
Water Heaters (Other Than Electric).....	7	55,700	10	69,345
Wood Stoves.....	7	28,175	13	78,286
Other.....	5	9,475	2	2,133
<b>ELECTRICAL</b>				
Defective Appliance.....	50	586,916	197	1,356,430
Defective Fixture.....	12	94,670	31	174,796
Defective Transformer.....			7	8,636
Defective Wiring (Shorts).....	213	2,905,602	397	2,869,583
Overheated Electric Motors.....	5	79,800	25	94,544
Overloaded Circuit.....	2	55,250	11	48,607
Short Circuit in Electric Motors.....	1	1,250	6	3,141
Static Electricity.....	1	7,900		
Other.....	16	132,330	5	23,137
<b>EXPLOSIONS</b>				
Bottled Gas.....	17	1,232,925	11	60,789
Chemical.....	2	50,009		
Flammable Liquid Vapors.....	3	1,800	32	125,109
Gasoline.....	3	13,800	15	150,475
Natural Gas.....	2	124,700	8	54,100
Other.....	2	7,000	4	49,450
<b>SPARKS</b>				
Blow Torch.....	5	19,200	14	63,516
Bonfires & Incinerators.....	152	533,335	50	189,576
Chimneys.....	5	16,800	8	81,037

## CAUSES OF FIRES cont'd.

## SPARKS cont'd.

	Rural Fires	Rural Loss	Town Fires	Town Loss
Cutting & Welders Torch.....	16	129,250	51	805,340
Engines, Machinery - Backfires.....	48	80,370	209	111,424
Fireplaces.....	4	11,900	11	55,820
Grass Fires.....	32	145,036	15	56,353
Stoves & Furnaces.....	1	70,000		
Other.....	15	87,130	13	182,607
SPONTANEOUS IGNITION				
Coal.....			2	3,171
Corn - Cobs.....	5	5,130		
Dust.....	2	31,500		
Hay - Straw.....	11	130,896	2	3,901
Paper, Rags, Etc.....	5	43,400	16	196,948
Other.....	5	9,450	3	4,100
SMOKING & MATCHES				
Match Carelessness - Children.....	29	310,188	162	775,191
Match Carelessness - Other.....	2	3,600	9	32,711
Other Careless Smoking.....	30	193,638	350	1,308,395
Other.....	3	3,350	6	19,053
FLAMMABLE LIQUID - MISUSE OF				
Gasoline.....	5	22,440	24	176,903
Grease, Etc. on Stove.....	6	79,500	66	152,631
Home Dry Cleaning.....			1	2,500
Paint, Paint Remover, Etc.....	1	100	2	7,120
Other.....	1	2,000	5	12,505
CARELESSNESS				
Candles & Torches.....	3	25,650	30	144,103
Combustibles Against Heat.....	68	356,425	174	717,282
Fireplaces & Open Grates.....	11	151,500	42	142,478
Hot Ashes.....	9	17,950	40	225,937
Improper Rubbish Disposal.....	10	88,744	25	225,168
Unattended Appliances.....	6	71,900	59	299,003
Other.....	17	51,564	21	99,199
OTHER				
Auto Wreck.....	23	141,133	20	34,113
Defective Auto Motors, Broken Gas Lines, Etc....	39	141,380	147	301,584
Defective Farm Machinery & Implements & Other Equipment.....	28	178,660	7	62,528



CAUSES OF FIRES cont'd.	Rural Fires	Rural Loss	Town Fires	Town Loss
OTHER cont'd.				
Exposures.....	119	275,013	163	1,289,986
Flammable Liquid on Motors.....	18	28,175	55	32,720
Friction.....	4	16,220	19	79,805
Gas Leaks.....	7	117,160	19	86,739
Incendiary or Suspected.....	71	513,842	415	4,552,264
Lightning.....	46	672,569	44	488,021
Thawing Water Pipes.....	9	125,750	7	57,525
Undetermined.....	124	2,516,420	149	2,666,420
TOTALS	1,450	\$13,865,648	3,347	\$21,596,133

\* See Table No. I for number of fires. Each exposure in Table No. III is classed as a separate fire.

SUMMARY OF TABLE NO. III

CAUSES OF FIRES	Rural Fires	Town Fires	Total Fires	Rural Loss	Town Loss	Total Loss
HEATING EQUIPMENT	127	143	270	\$ 1,153,428	\$ 831,659	\$ 1,985,087
ELECTRICAL	302	683	985	3,863,718	4,578,874	8,442,592
EXPLOSIONS	29	71	100	1,430,234	439,923	1,870,157
SPARKS	282	373	655	1,093,021	1,545,673	2,638,694
SPONTANEOUS IGNITION	28	23	51	220,376	208,120	428,496
SMOKING & MATCHES	64	529	593	510,776	2,135,350	2,646,126
FLAMMABLE LIQUIDS	13	99	112	104,040	351,659	455,699
CARELESSNESS	124	391	515	763,733	1,853,170	2,616,903
OTHER	510	1,096	1,606	4,726,322	9,651,705	14,378,027
TOTALS	1,479	3,408	4,887	\$13,865,648	\$21,596,133	\$35,461,781

\* See Table No. I for number of fires. Each exposure fire in Table No. III is classed as a separate fire.

FIRES OCCURRING DURING 1976 IN A LOSS OF \$100,000 OR OVER

LOCATION	TYPES OF OCCUPANCY	DATE	TOTAL LOSS	CAUSE OF FIRE
APPANOOSE				
Taylor (R)	Restaurant	09/30	105,000	Incendiary or Suspected
Taylor (R)	Other Miscellaneous	09/30	1,800	Exposure
AUDUBON				
Audubon	Trailer House	07/07	13,000	Overloaded Circuit
Audubon	Florists & Green Houses	07/07	122,000	Exposure
BLACK HAWK				
Waterloo	Office Buildings	03/23	177,219	Undetermined
BUCHANAN				
Byron (R)	Machinery, Tractors, Implements & Wagon	04/08	119,700	Natural Gas
BUTLER				
New Hartford	Grain Elevator	03/16	123,000	Undetermined
Greene	Storage Shed or Building	08/18	40,000	Exposure
Greene	Grain Elevator	08/18	391,408	Cutting & Welders Torch
CARROLL				
Halbur	Storage Shed or Building	10/02	5,000	Exposure
Halbur	Grain Mill	10/02	110,000	Undetermined
CASS				
Noble (R)	Hog Houses	08/28	150,000	Defective Appliance
CERRO GORDO				
Clear Lake	Restaurant	06/23	110,000	Hot Ashes
CHICKASAW				
Ionia	Machine Shed	01/28	102,000	Other Sparks
CLAYTON				
Girard (R)	Hog Houses	08/24	103,000	Match Carelessness - Children
Girard (R)	Hay, Grain, Straw Stacks	08/24	13,000	Exposure
CLINTON				
Delmar	Grain Elevator	08/05	150,000	Lightning
DALLAS				
Des Moines (R)	Hospital	12/04	130,000	Defective Wiring (Shorts)
DICKINSON				
Spirit Lake	Auto Accessories	06/26	115,000	Lightning
Spirit Lake	Apartments	06/26	8,000	Exposure

LOCATION	TYPES OF OCCUPANCY	DATE	TOTAL LOSS	CAUSE OF FIRE
<b>DUBUQUE</b>				
Dubuque	Church	01/09	225,000	Defective Wiring (Shorts)
Jefferson (R)	Church	08/04	188,000	Lightning
Dubuque (R)	One Family Dwelling	09/21	105,000	Defective Wiring (Shorts)
<b>FAYETTE</b>				
West Union	Church	10/07	303,200	Incendiary or Suspected
<b>FREMONT</b>				
Riverside (R)	Work or Repair Shop	10/20	125,000	Defective Farm Machinery & Equipment
<b>GUTHRIE</b>				
Highland (R)	Brooder, Chicken & Poultry House	03/19	217,500	Undetermined
<b>HAMILTON</b>				
Ellsworth	Private Garage	12/31	25,000	Exposure
Ellsworth	One Family Dwelling	12/31	120,000	Defect Auto Motors, Gas Lines
<b>HARDIN</b>				
Iowa Falls	Lodge Halls	04/14	25,000	Exposure
Iowa Falls	Apartments	04/14	4,000	Exposure
Iowa Falls	Taverns	04/14	25,000	Exposure
Iowa Falls	Apartments	04/14	4,000	Exposure
Iowa Falls	Taverns	04/14	85,000	Incendiary or Suspected
Iowa Falls	Apartments	04/14	2,000	Exposure
Iowa Falls	Apartments	04/14	5,000	Exposure
Eldora	Food Market	05/05	177,000	Defective Appliance
Iowa Falls	Work & Repair Shop	07/29	10,000	Exposure
Iowa Falls	Paint, Wallpaper & Shades	07/29	22,000	Exposure
Iowa Falls	Radio & TV Shop	07/29	135,000	Paper, Rags, Etc.
Iowa Falls	Lodge Halls	07/29	25,000	Exposure
Iowa Falls	Other Miscellaneous	07/29	3,000	Exposure
Iowa Falls	Restaurant	07/29	6,000	Exposure
<b>JASPER</b>				
Mingo	Grain Mill	03/12	270,000	Undetermined
Mingo	Storage Shed or Building	03/12	2,000	Exposure
<b>JOHNSON</b>				
Coralville	Apartments	03/01	700,000	Incendiary or Suspected
<b>LUCAS</b>				
Chariton	Supermarket	05/16	260,000	Undetermined

LOCATION	TYPES OF OCCUPANCY	DATE	TOTAL LOSS	CAUSE OF FIRE
<b>MARSHALL</b>				
Marshalltown	Gymnasiums	02/15	145,000	Incendiary or Suspected
Marshalltown	Work & Repair Shop	10/09	100,000	Incendiary or Suspected
<b>MILLS</b>				
St. Marys (R)	Tractor - Trailer	11/21	20,000	Exposure
St. Marys (R)	Factories	11/21	750,000	Undetermined
<b>MONTGOMERY</b>				
Red Oak	Trucks	07/19	51,000	Exposure
Red Oak	Other Miscellaneous	07/19	120,000	Undetermined
Red Oak	Other Miscellaneous	07/19	55,000	Exposure
<b>POLK</b>				
Des Moines	Restaurant	04/05	100,000	Incendiary or Suspected
Des Moines	Restaurant	08/05	200,000	Incendiary or Suspected
Des Moines	Apartments	09/10	100,000	Incendiary or Suspected
Four Mile (R)	Other Industrial	10/23	915,000	Bottled Gas
<b>POTTAWATTAMIE</b>				
Council Bluffs	Grain Elevator	02/05	134,638	Incendiary or Suspected
<b>SAC</b>				
Viola (R)	Packing Plant	12/25	160,000	Defective Wiring (Shorts)
<b>SCOTT</b>				
Davenport	Paint, Wallpaper & Shades	07/17	103,000	Undetermined
<b>SHELBY</b>				
Harlan	Restaurant	12/13	100,000	Incendiary or Suspected
Harlan	Restaurant	12/19	125,000	Defective Wiring (Shorts)
<b>SIOUX</b>				
Alton	Warehouse - Wholesale House	05/10	15,000	Exposure
Alton	Theaters	05/10	35,000	Incendiary or Suspected
Alton	Factories	05/10	382,000	Exposure
<b>TAMA</b>				
York (R)	Barn	08/27	105,000	Undetermined
York (R)	Corn Crib	08/27	25,000	Exposure
<b>WAPELLO</b>				
Ottumwa	Other Miscellaneous	09/20	100,000	Undetermined
<b>WOODBURY</b>				
Sioux City	Department Store	11/30	294,709	Defective Wiring (Shorts)
<b>WRIGHT</b>				
Eagle Grove	Lumber Yard	11/11	64,000	Exposure
Eagle Grove	Factories	11/11	76,130	Cutting & Welding Torch

Fires - \$100,000 or over - continued

Total Rural Fires.....	13
Total Town Fires.....	<u>32</u>
TOTAL	45

Total Rural Loss.....	\$ 3,233,000
Total Town Loss.....	<u>6,200,304</u>
TOTAL	9,433,304

STATE LIBRARY OF IOWA



3 1723 02058 7481