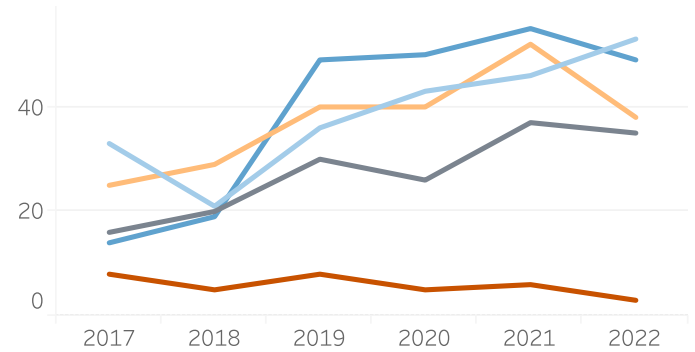


## Iowa Substance Abuse Deaths (2017–2022\* Occurrence Data)

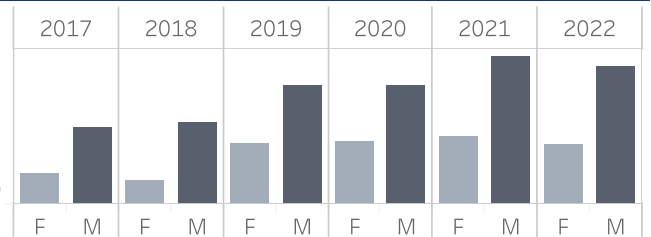
### # of Deaths Involving Psychostimulants by Age Group

	2017	2018	2019	2020	2021	2022
00-24	8	5	8	5	6	3
25-34	16	20	30	26	37	35
35-44	33	21	36	43	46	53
45-54	25	29	40	40	52	38
55+	14	19	49	50	55	49
<b>Total</b>	<b>96</b>	<b>94</b>	<b>163</b>	<b>164</b>	<b>196</b>	<b>178</b>



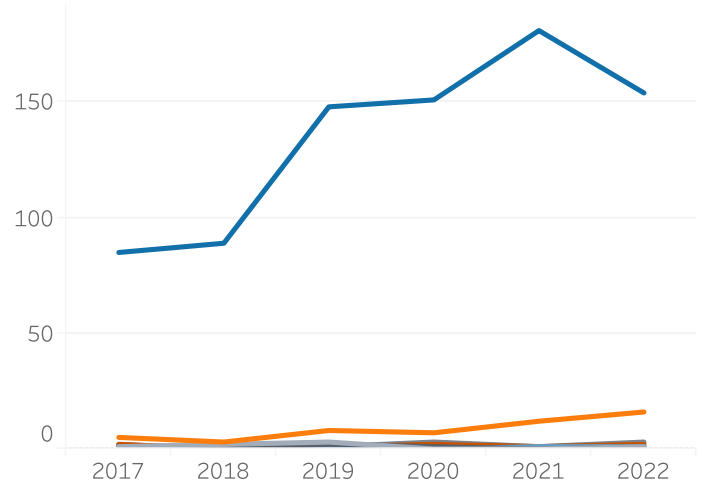
### # of Deaths Involving Psychostimulants by Sex

	2017	2018	2019	2020	2021	2022
Female	27	21	55	56	62	54
Male	69	73	108	108	134	124
<b>Total</b>	<b>96</b>	<b>94</b>	<b>163</b>	<b>164</b>	<b>196</b>	<b>178</b>



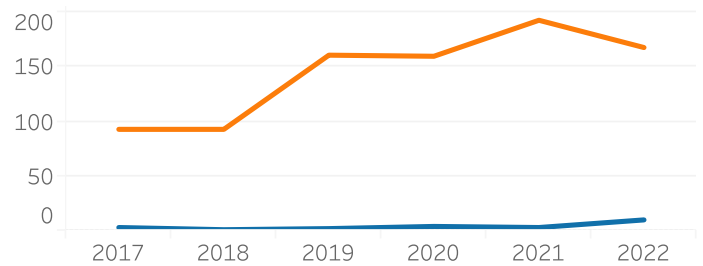
### # of Deaths Involving Psychostimulants by Race

	2017	2018	2019	2020	2021	2022
White	85	89	148	151	181	154
Black	5	3	8	7	12	16
AIAN	1	2	3	0	0	1
Asian	1	0	2	1	0	1
NHOPI	0	0	0	0	1	1
ToM Races	2	0	1	2	1	2
Oth./Unk.	2	0	1	3	1	3
<b>Total</b>	<b>96</b>	<b>94</b>	<b>163</b>	<b>164</b>	<b>196</b>	<b>178</b>



### # of Deaths Involving Psychostimulants by Ethnicity

	2017	2018	2019	2020	2021	2022
Hispanic	3	1	2	4	3	10
Non-Hisp.	93	93	161	160	193	168
<b>Total</b>	<b>96</b>	<b>94</b>	<b>163</b>	<b>164</b>	<b>196</b>	<b>178</b>



\* 2022 data are preliminary and will change as records are registered. Data shown through 11/30/2022.  
Preliminary data last updated 1/23/2023. Report generated 1/24/2023 7:24:47 AM.  
Data Source: Iowa Department of Health and Human Services, Bureau of Health Statistics.