

All data presented in this report are provisional and may change as additional reports are received .

### QUICK STATS FOR WEEK 41

#### INFLUENZA

Overall Influenza Activity: Low

Lab Survey Flu Positive %		Predominant Flu at SHL	Outpatient ILI %
Molecular	0.1%	A(H3)	0.78%
Antigen	3.2%		
Flu Hospitalizations - Sentinel		Flu Hospitalizations - All Iowa Hospitals	Cumulative Flu Death - All Ages
2.186 / 10,000		7	0
Long Term Care Outbreaks		Schools Reporting 10% Illness	Weekly School Illness %
0		2	2.7%

#### OTHER RESPIRATORY VIRUSES

Number and Percent Molecular Positive Results for Current Week (Excludes Influenza and COVID-19)

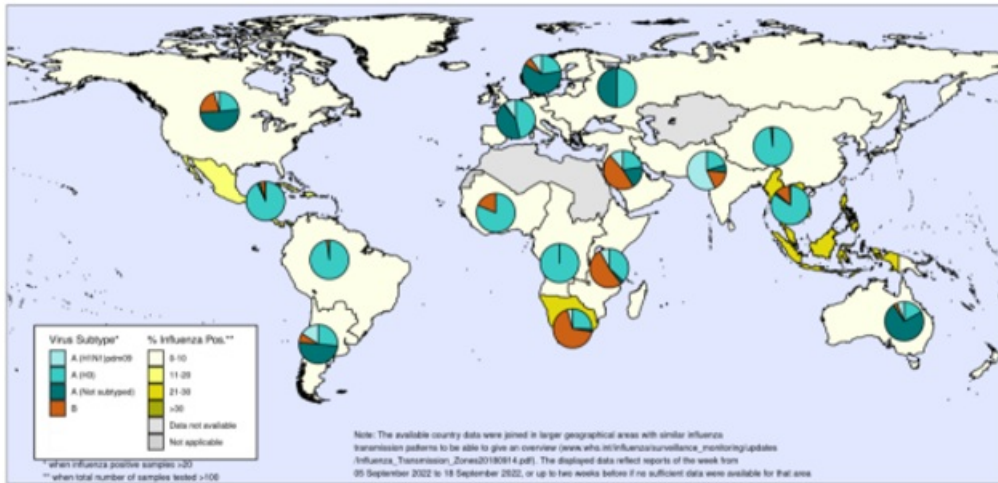
Pathogen (group)	Number of Positives Current Week	Positive Percent by Method
Rhinovirus/Enterovirus	293	32.0%
RSV	277	9.6%
Parainfluenza virus	118	12.6%
Adenovirus	42	4.5%
Coronavirus (not COVID-19)	3	0.3%

# Iowa Respiratory Virus Surveillance Report

For MMWR week 41  
(October 9, 2022 - October 15, 2022)

## INTERNATIONAL INFLUENZA ACTIVITY SUMMARY - WHO

Percentage of respiratory specimens that tested positive for influenza, by influenza transmission zone<sup>1</sup>. Map generated on 14 October 2022.



The boundaries and names shown and the designations used on this map do not imply the expression of any opinion whatsoever on the part of the World Health Organization concerning the legal status of any country, territory, city or area or of its authorities, or concerning the delimitation of its frontiers or boundaries. Dotted and dashed lines on maps represent approximate border lines for which there may not yet be full agreement.

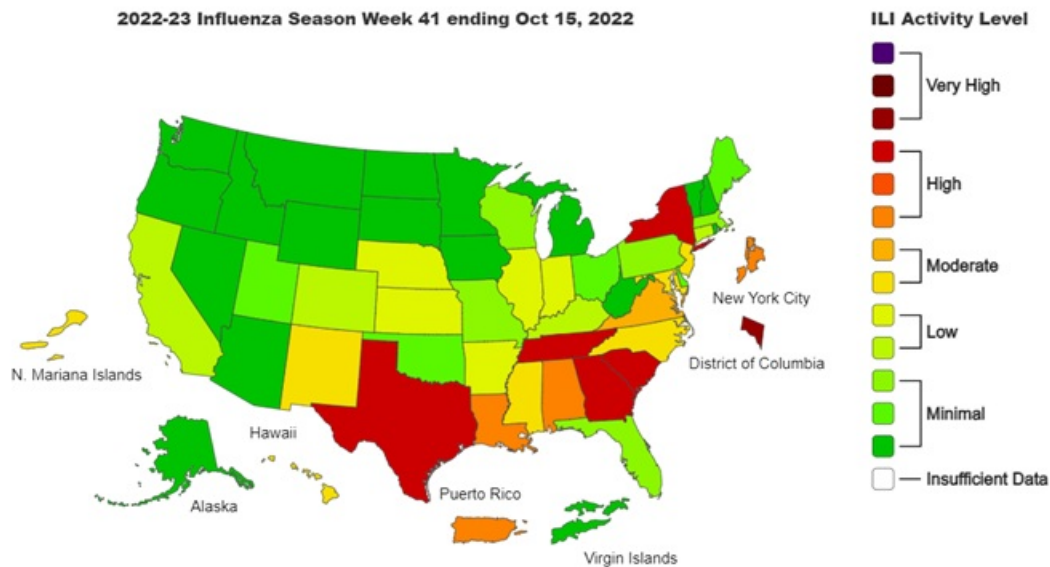
Data source: Global Influenza Surveillance and Response System (GISRS), FluNet ([www.who.int/flu-net](http://www.who.int/flu-net))  
Copyright WHO 2022. All rights reserved.



**Data Source:** Global Influenza and Response System (GISRS), FluNet ([www.who.int/flu-net](http://www.who.int/flu-net)).

<https://www.who.int/teams/global-influenza-programme/surveillance-and-monitoring/influenza-updates/current-influenza-update>

## NATIONAL INFLUENZA LIKE ILLNESS (ILI) - CDC




# Iowa Respiratory Virus Surveillance Report


For MMWR week 41  
(October 9, 2022 - October 15, 2022)

## IOWA RESPIRATORY SURVEY - INFLUENZA

### Number of Influenza Molecular Tests and Positive A and B Percentage



### Number of Influenza Antigen Tests and Positive A and B Percentage



### Flu Tests and Positivity by Region - Current Week

Flu Region Text	Molecular				Antigen			
	Flu A		Flu B		Flu A		Flu B	
	Positive Percent by Flu Type	Number Tests by Flu Type	Positive Percent by Flu Type	Number Tests by Flu Type	Positive Percent by Flu Type	Number Tests by Flu Type	Positive Percent by Flu Type	Number Tests by Flu Type
1-C	0.0%	768	0.0%	768	1.3%	77	0.0%	77
2-NE	0.6%	179	0.0%	179	21.4%	14	0.0%	14
3-NW	0.0%	56	0.0%	56	0.0%	19	0.0%	19
4-SW								
5-SE		0		0	0.0%	60	0.0%	60
6-E	0.1%	2427	0.0%	2427	10.0%	20	0.0%	20
Total	0.1%	3430	0.0%	3430	3.2%	190	0.0%	190

**Respiratory Survey by Region Table:** Only flu types and methods with at least one positive this month are shown.

# Iowa Respiratory Virus Surveillance Report

For MMWR week 41  
(October 9, 2022 - October 15, 2022)

## INFLUENZA TESTING AT THE STATE HYGIENIC LABORATORY

### Cumulative Influenza Viruses Detected by SHL by Age Group (10/3/2021 - Current Week)


Flu Lab Age Group	Influenza A				Total	Influenza B			Total
	A(H1N1) pdm09	A(H3)	A not subtyped	A Variant		B Victoria	B Yamagata	B not subtyped	
65 and over	0	1	0	0	1	0	0	0	0
50-64	0	1	0	0	1	0	0	0	0
Unknown	0	0	0	0	0	0	0	0	0
5-17	0	0	0	0	0	0	0	0	0
25-49	0	0	0	0	0	0	0	0	0
18-24	0	0	0	0	0	0	0	0	0
0-4	0	0	0	0	0	0	0	0	0
Total	0	2	0	0	2	0	0	0	0

**Table Note:** Cell counts of three or less are sometimes suppressed to protect confidentiality. Totals by age may not add up to totals by subtype/lineage due to missing age information. Only cases of Iowa residents are included. Specimens listed as “not subtyped” may be pending or were not able to be subtyped due to weak positive lab results. This can be due to poor collection, timing of collection or stage of infection.

### Influenza Viruses Detected by SHL by Week (10/3/21 - Current Month)

■ A not subtyped 
 ■ A(H1N1) pdm09 
 ■ A(H3) 
 ■ B not subtyped 
 ■ B Victoria 
 ■ B Yamagata

2



**Graph Note:** Only viruses that have been assigned a subtype or lineage are shown.

**SHL Flu Testing Note:** The State Hygienic Laboratory (SHL) is the primary laboratory in Iowa characterizing specimens for influenza surveillance. SHL reports the number of tests performed and the type and subtype/lineage of positive tests to the influenza surveillance network daily. SHL also sends a portion of specimens to CDC for further characterization.

# Iowa Respiratory Virus Surveillance Report

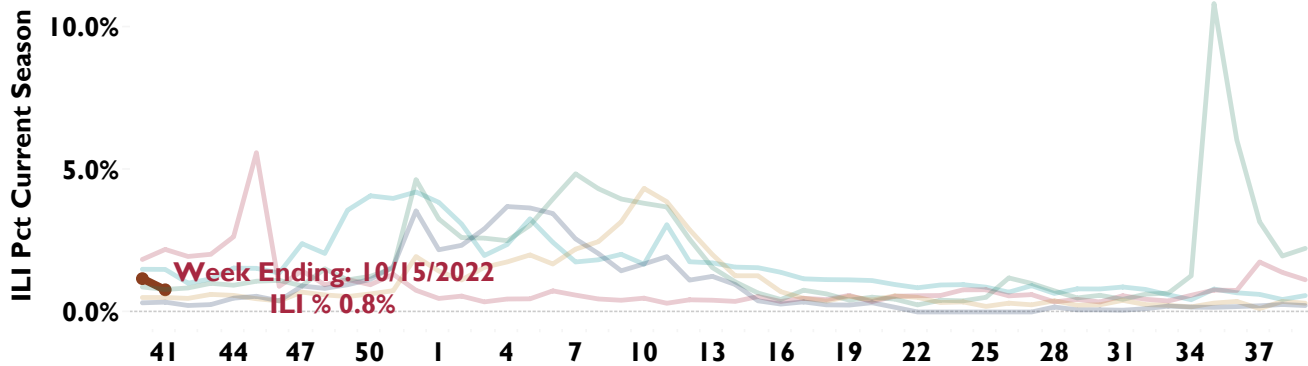
For MMWR week 41  
(October 9, 2022 - October 15, 2022)

## OUTPATIENT HEALTH CARE PROVIDER SURVEILLANCE PROGRAM (ILINET)

Percent Of Outpatient Visits Attributed to Influenza-like Illness (ILI) as Reported by ILINet Sites

2017-18 2018-19 2019-20 2020-21 2021-22 2022-23

### ILI by Season



### ILI Recent Weeks

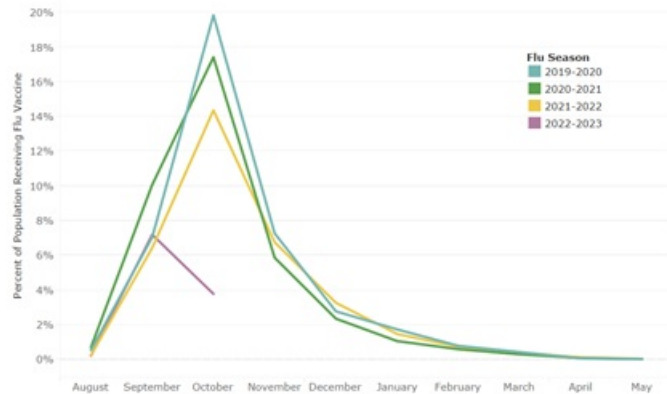
MMWR Week	End Date	Age 0-4	Age 5-24	Age 25-49	Age 50-64	Age 65 and older	Total ILI	ILI Pct
39	10/1/2022	4	16	4	1	2	27	0.58%
40	10/8/2022	14	18	14	2	4	52	1.17%
41	10/15/2022	7	11	13	1	5	37	0.78%

**Outpatient ILI Note:** Outpatient health care providers who participate in the ILINet (a national influenza surveillance program) report the number of patients seen with influenza-like illness and the total number of patient visits each week. The ILI Definition changed in 2021-22 so that persons with ILI symptoms (cough, sore throat, fever) will be counted even if positive for other respiratory illness (e.g., COVID-19) which makes comparison across seasons difficult.

### Iowa Department of Public Health Data Tracking Portal - Flu Vaccine

<https://tracking.idph.iowa.gov/Health/Immunization/Influenza-Vaccine/Influenza-Vaccine-Data>

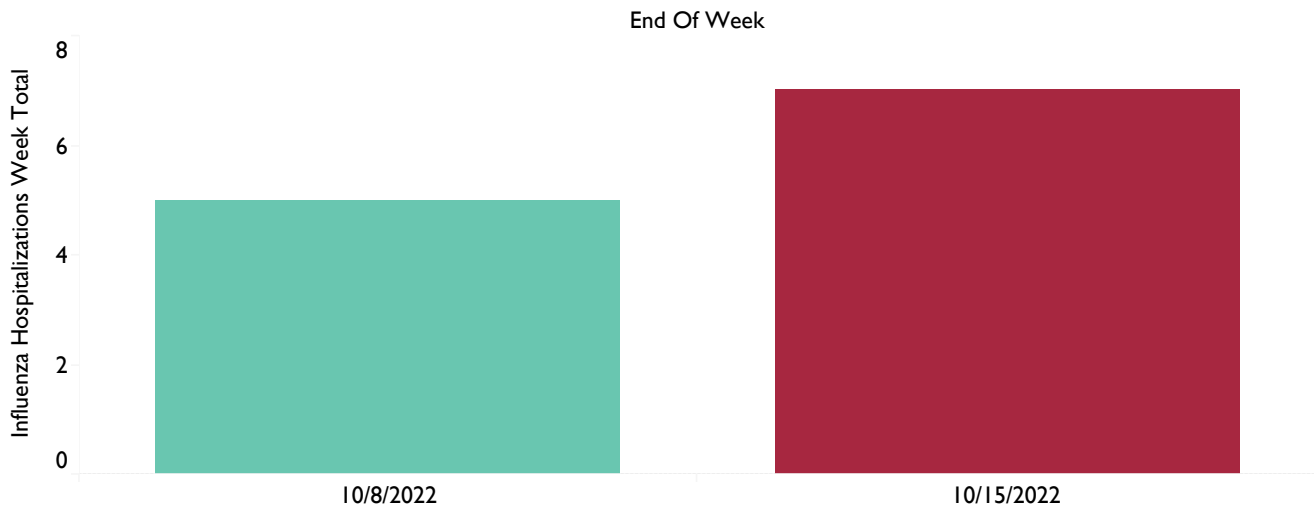
State of Iowa as of 10/14/2022 12:15:45 PM  
Monthly Flu Vaccine Administration



# Iowa Respiratory Virus Surveillance Report

For MMWR week 41  
(October 9, 2022 - October 15, 2022)

## Influenza Hospitalizations by Week - HHS Protect



Visit the following site for more information on the dataset used to create this visualization:  
<https://healthdata.gov/Hospital/COVID-19-Reported-Patient-Impact-and-Hospital-Capa/g62h-syeh>

## Number of Influenza-Associated Hospitalization by Age Group - Iowa Sentinel Site Survey 10/2/2022 - 10/15/2022

### Age Group

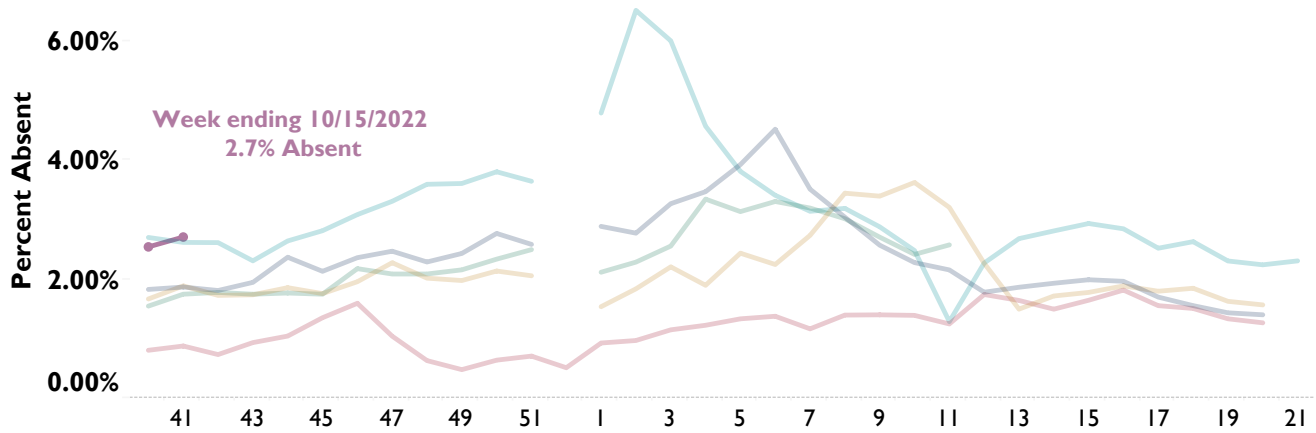
0-4	0
5-24	1
25-49	0
50-64	0
65+	0
<b>Total</b>	<b>1</b>

# Iowa Respiratory Virus Surveillance Report

For MMWR week 41  
(October 9, 2022 - October 15, 2022)

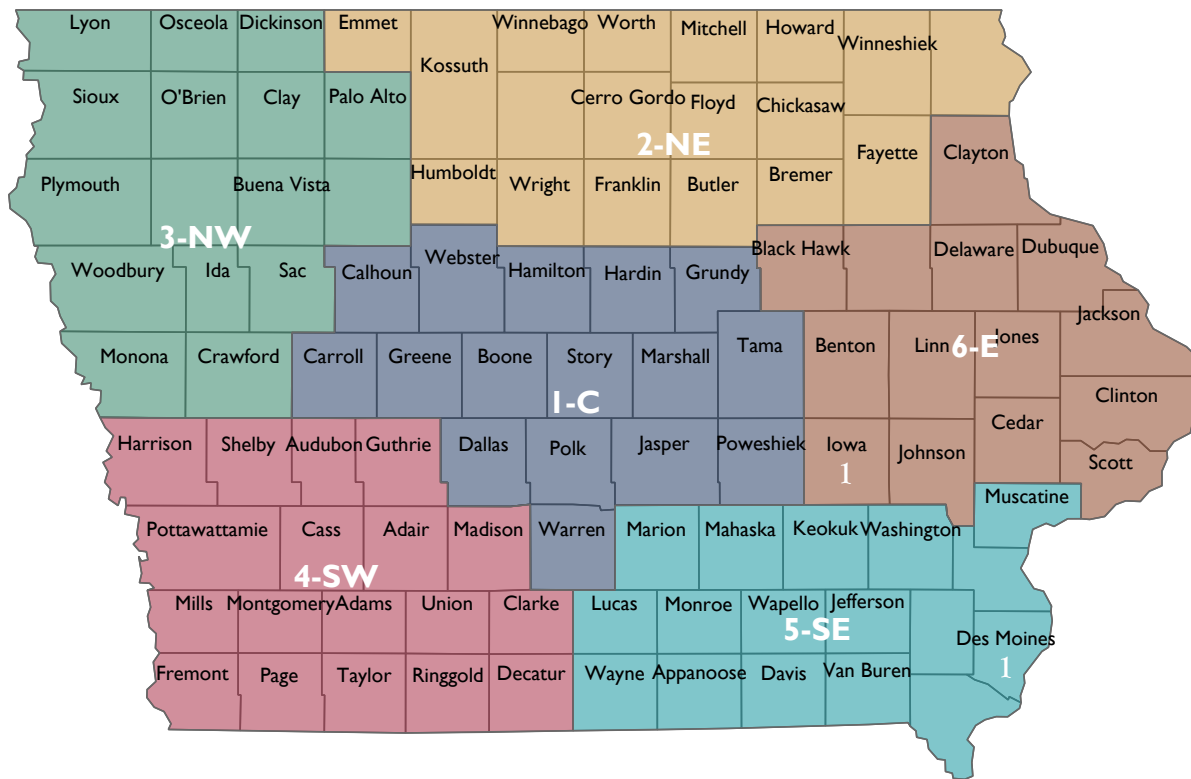
2017-18    2018-19    2019-20    2020-21    2021-22    2022-23

## Percent of Enrolled Students Absent Due to Illness Reported by Sentinel Schools



NOTE: School data for week 52-53 are limited due to holiday closings

## Numbers of Schools Reporting 10% Illness by County




# Iowa Respiratory Virus Surveillance Report

For MMWR week 41  
(October 9, 2022 - October 15, 2022)

## IOWA RESPIRATORY VIRUS SURVEY

Pathogens are grouped together if even if reported to Iowa HHS as separate types or subtypes (e.g., Parainfluenza Viruses 1, 2, 3, and 4). Only pathogens with at least one positive result this season are shown.

### Number of Positive Respiratory Viruses by Pathogen and Week (Excludes Influenza and COVID-19)



### Number and Percent Molecular Positive Results for Current Week (Excludes Influenza and COVID-19)

Pathogen (group)	Number of Positives Current Week	Positive Percent by Method
Rhinovirus/Enterovirus	293	32.0%
RSV	277	9.6%
Parainfluenza virus	118	12.6%
Adenovirus	42	4.5%
Coronavirus (not COVID-19)	3	0.3%

Nonflu respiratory pathogen note: Only pathogens with at least one positive result are shown.