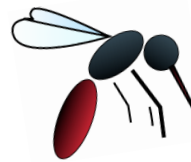


STATE OF IOWA DEPARTMENT OF
Health AND **Human**
SERVICES



Vector-Borne Disease
2022 Weekly Surveillance Report

September 30, 2022

All data presented in this report are provisional and may change as additional reports are received.

West Nile Virus (WNV)

WNV is endemic in Iowa and activity usually peaks in late summer and early fall. Iowa HHS works in collaboration with Local Public Health (LPH) and other appropriate partners to investigate all reported cases.

In 2021, six human cases were identified. Thus far in 2022, five human cases have been detected, seven presumptive viremic blood donors have been identified and 44 mosquito samples have tested positive for WNV [Table I].

Table I. Human /Equine/ Mosquito Surveillance, 2022 Positive Samples

County	Human	Blood Donor	Horse	Mosquitoes	
				<i>Culex restuans</i>	<i>Culex pipiens</i>
Black Hawk	0	0	0	11	13
Buchanan	0	1	0	0	0
Buena Vista	1	0	0	0	0
Crawford	0	1	0	0	0
Dubuque	0	2	0	0	0
Hancock	1	0	0	0	0
Kossuth	0	1	0	0	0
Plymouth	1	0	0	0	0
Polk	1	1	0	6	7
Story	0	1	0	3	3
Woodbury	1	0	0	1	0
Total	5	7	0	21	23

Figure I. 2022 West Nile virus case count and incidence rate by county of residence.

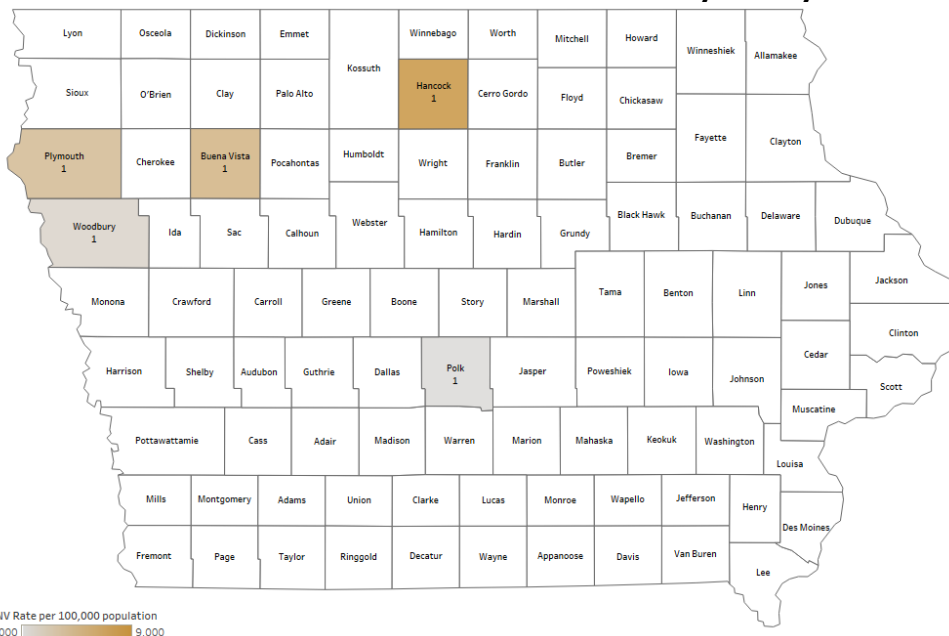
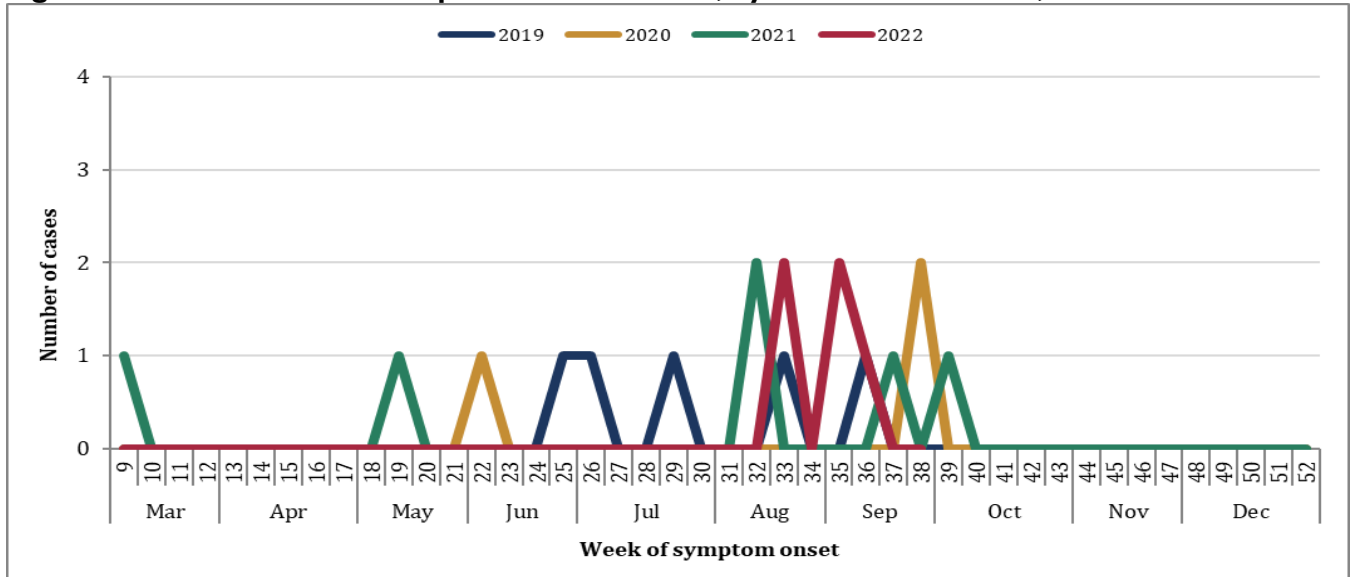


Figure 2. WNV disease cases reported to Iowa HHS, by week of onset-Iowa, 2022



Mosquito Surveillance

Iowa HHS in collaboration with Iowa State University (ISU) and local public environmental health partners conducts ecological surveillance in 14 counties across the state by monitoring mosquitoes and testing for WNV infected populations.

Table 2. 2022 mosquitoes tested for West Nile virus

Species	# of Samples Tested	WNV Negative	WNV Positive
<i>Cx. pipiens</i>	252	229	23
<i>Cx. pipiens</i> group	2	2	0
<i>Cx. tarsalis</i>	48	48	0
<i>Cx. restuans</i>	341	320	21
<i>Cx. territans</i>	3	3	0
<i>Cx. erraticus</i>	36	36	0
<i>Cx. species</i>	3	3	0
<i>Cx. salinarius</i>	8	8	0
Total	693	649	44

Chikungunya

Chikungunya is a viral disease that is spread to people by the bite of an infected *Aedes aegypti* and *Aedes albopictus* mosquito. Mosquitoes become infected when they feed on a person already infected with this virus.

Two cases of chikungunya virus disease have been reported in Iowa. Cases are in travelers and immigrants returning from parts of the world where chikungunya transmission occurs. In 2021, no cases of chikungunya were reported to Iowa HHS.

Dengue Fever

Dengue is a disease caused by any one of four related viruses, which are passed by the bite of an infected *Aedes aegypti* or *Aedes albopictus* mosquito. Infection with one of the four viruses does not protect against the others and consecutive infections put people at greater risk of developing dengue hemorrhagic fever (DHF).

Dengue is not found in Iowa. Cases are in travelers and immigrants returning from parts of the world where dengue transmission occurs. One case of dengue has been reported in Iowa, thus far in 2022. In 2021, two cases of dengue were reported to Iowa HHS.

Malaria

Malaria is a serious and sometimes fatal disease caused by a parasite that commonly infects *Anopheles* mosquitoes. Malaria is spread to humans by the bite of the infected female mosquito. Only *Anopheles* mosquitoes can transmit malaria and they must have been infected through a previous blood meal taken from an infected person.

Six cases of malaria have been reported in Iowa. Cases are in travelers and immigrants returning from parts of the world where malaria transmission occurs. In 2021, 17 cases of malaria were reported to Iowa HHS.

Rocky Mountain spotted fever (RMSF)

American dog ticks are carriers of *Rickettsia rickettsii*, the bacteria that causes RMSF. The American dog tick is the most common species of tick in Iowa and can be found in every county in the state. The tick is most active late March through August.

Six cases of RMSF have been reported in Iowa. In 2021, four cases of RMSF were reported to Iowa HHS.

Anaplasmosis

Anaplasmosis is a disease caused by the bacterium *Anaplasma phagocytophilum*. *A. phagocytophilum* is transmitted by the bite of an infected blacklegged tick (or deer tick, *Ixodes scapularis*) in Iowa.

Eight cases of anaplasmosis have been reported in Iowa. In 2021, 14 cases of anaplasmosis were reported to Iowa HHS.

Ehrlichiosis

There are three species of bacteria responsible for ehrlichiosis in the United States: *Ehrlichia chaffeensis*, *Ehrlichia ewingii*, and *Ehrlichia muris euclairensis*. *E. chaffeensis* and *E. ewingii* are transmitted by the bite of an infected lone star tick (*Amblyomma americanum*), which is found in Iowa. The majority of all reported cases of ehrlichiosis are due to infection by *E. chaffeensis*.

Six cases of ehrlichiosis have been reported in Iowa. In 2021, 11 cases of ehrlichiosis were reported to Iowa HHS.

Babesiosis

Babesiosis is caused by microscopic parasites that infect red blood cells. Most human cases in the United States are caused by the parasite *Babesia microti*. *Babesia microti* is spread by the blacklegged tick (or deer tick, *Ixodes scapularis*). The parasite typically is spread by the young nymph stage of the tick. They are most common during the warm months of spring and summer in areas with woods, brush, or grass.

Two cases of babesiosis have been reported in Iowa. In 2021, five case of babesiosis were reported to Iowa HHS.

Lyme

Lyme disease is caused by *Borrelia burgdorferi* and in Iowa is transmitted to humans by the bite of an infected tick, the blacklegged tick (or deer tick, *Ixodes scapularis*). Ticks are most likely to spread the Lyme disease bacterium during their pre-adult stage (nymph). They are most common between May and July and found in tall grasses and brush of wooded areas.

As of September 30th, 125 confirmed and probable cases of Lyme disease have been reported in Iowa [Figure 3]. In 2021, 356 cases of Lyme disease were reported to Iowa HHS.

Figure 3. 2022 Lyme disease case count and incidence rate by county of residence.

