




Iowa Department
of Transportation



Kids in the

BACKSEAT ROAD TRIP

Activity Book

Highway Sign BINGO



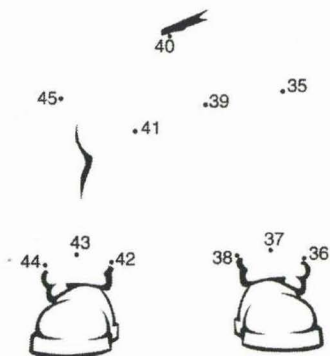
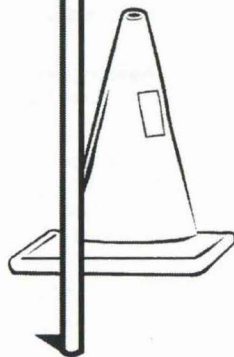
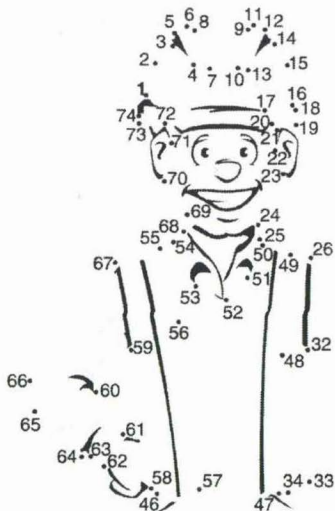
Be Safe Word Find

P	A	C	Y	T	E	F	A	S	R	B
A	O	N	E	L	A	N	E	T	Y	E
T	R	U	C	K	F	M	X	O	V	A
I	B	U	C	K	L	E	U	P	A	W
E	C	R	Y	O	A	R	M	W	C	A
N	A	Q	I	L	G	G	T	B	A	R
C	O	N	E	S	G	E	V	E	T	E
E	N	A	L	T	E	S	B	A	I	A
O	D	L	D	F	R	P	Y	L	O	N
D	R	I	V	E	S	A	F	E	N	D
C	E	V	S	L	H	J	E	R	W	C
V	S	E	L	Q	M	S	O	T	U	A
B	M	S	O	S	I	T	H	G	I	R
J	A	T	W	O	R	K	Z	O	N	E
E	N	D	R	O	A	D	W	O	R	K

ALIVE
AUTOS
BE ALERT
BE AWARE AND CARE
BUCKLE UP
CONES
DRIVE SAFE
END ROAD WORK
FLAGGER
LANE
LEFT
MERGE

ONE LANE
PATIENCE
PYLON
RIGHT
SAFETY CAP
SLOW
STOP
TRUCK
VACATION
VEST
WORKZONE
YIELD

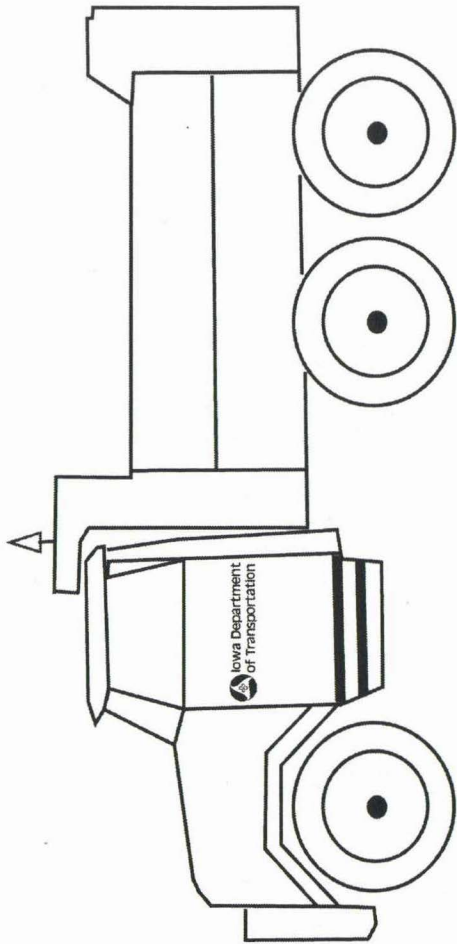
Dot to Dot



Road Sign Shapes

- 1 _____ Come to a full stop at this sign. Let other vehicles or pedestrians pass if they are in your path.
- 2 _____ Slow down and let vehicles crossing your path go by. If necessary, stop before going ahead.
- 3 _____ This sign will be on the left hand side of the road, and warns you of a no passing zone.
- 4 _____ These signs alert you to special road hazards by using words or pictures on the sign.
- 5 _____ Vertical signs are regulatory. Horizontal signs give you directions or tell about services drivers may want.
- 6 _____ These signs mark school areas and school crossings.
- 7 _____ These signs mark railroad crossings. A number sign under the crossbucks shows how many sets of tracks you must cross.
- 8 _____ These signs give you early warning of railroad grade crossings.






Color me orange!

Enviro says...

"With kids in motion, let safety rule!"

Left, Right, Left

Before you cross the street
look left, right
and then left
again. Wait for
cars to pass.



ECOLOGICAL
TRANSPORTATION

www.enviro-explorers.com

Enviro says...

"With kids in motion, let safety rule!"

Walk the Walks



Always walk on the sidewalk. If you have to walk on the street, stay close to the curb and walk **FACING** traffic.

ECOLOGICAL
TRANSPORTATION


www.enviro-explorers.com

Enviro says...

"With kids in motion, let safety rule!"

Go with the flow

Ride single file, on the
right side, and in the **SAME**
DIRECTION
as traffic.



ECOLOGICAL
TRANSPORTATION

www.enviro-explorers.com

Enviro says...

"With kids in motion, let safety rule!"

Walking Fun Word Scramble

Unscramble these words
to reveal why walking
is a good idea.

NFU

XCIERESE

YHHAELT

MVNNNEIOETR

TFI

(FUN, EXERCISE, HEALTHY, ENVIRONMENT, FIT)



ECOLOGICAL
TRANSPORTATION

www.enviro-explorers.com

Enviro says...

"With kids in motion, let safety rule!"

**Fill in the missing letters
to reveal the safe
walking messages.**

CRO□S AT CO□NER

F□CE T□AFFIC

L□□K LEFT, R□GHT, LE□T

U□E SIDE□ALK

(CROSS AT CORNER, FACE TRAFFIC,
LOOK LEFT, RIGHT, LEFT, USE SIDEWALK)



ECOLOGICAL

TRANSPORTATION

www.enviro-explorers.com

Enviro says...

"With kids in motion, let safety rule!"

Fill in the missing letters to reveal the bike safety words.

HE□MET

BRI□HT CLOTHES

RIDE ON □IGHT

SING□E FILE

STO□ AND LOOK

OBEY □TOP SIGNS

(HELMET, BRIGHT CLOTHES, RIDE ON RIGHT, SINGLE FILE, STOP AND LOOK, OBEY STOP SIGNS)



ECOLOGICAL

TRANSPORTATION


www enviro-explorers com

Enviro says...

"With kids in motion, let safety rule!"

Cross at the Corner

Always cross the street at the corner and use the crosswalk. Never walk out from between parked cars.



ECOLOGICAL
TRANSPORTATION

www.enviro-explorers.com


Enviro says...

"With kids in motion, let safety rule!"

**Bicycle Helmets: skid lid,
crash cup, cranium catcher,
skull insurance**

Protect your head.

Always wear a
helmet.



ECOLOGICAL
TRANSPORTATION

www.enviro-explorers.com

Enviro says...

"With kids in motion, let safety rule!"

The Three Es of Bicycling


Bicycling can be
a safe way to
exercise, conserve
energy and enjoy
the outdoors.



ECOLOGICAL
TRANSPORTATION

www.enviro-explorers.com

"Watch for me to
learn more about...



airports,
planes
& flying.”

www.iawings.com

Flying Word Find

E L I A T Y N O I T A I V A
A N T P R H A N G A R I K U
V F A I R P O R T U T X H M
T O K L A N D I N G W A E I
E S E O P S W W O U J T M N
J K O T U R A C O C K P I T
T F F G D Y I Z L W H M J L
S R F U L T R A L I G H T A
V R E D I L G P A N H A Q X
E G A L E S U F B G C W A Z




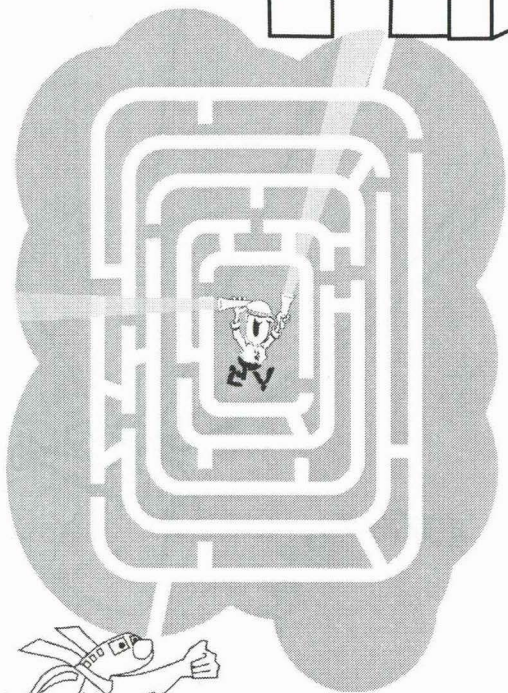
Airplane
Airport
Aviation
Balloon

Cockpit
Fuselage
Glider
Hangar
Wing

Jet
Landing
Pilot
Runway

Tail
Take Off
Taxi
Ultralight

www.iawings.com



Help A. Wing Nut find
the way to the hangar!



The first aircraft were hot air balloons.

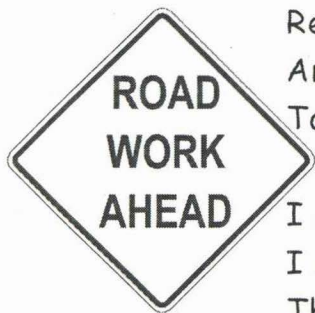


Watch for flaggers at work zones. They hold signs that tell you when to stop, go or slow down.

"I See Orange"

sung to the tune of "Jingle Bells"

I see orange
I see orange
Look ahead of you
Read the sign
And take some time
To safely get us through




I see orange
I see orange
That means please slow down
Watch for cones
And worker zones
On roadways and in town

Work Zone Safety Word Find

Find the following words-up, down, backwards and diagonal.

Alert	Driving	Orange	Speed limit
Braking	Hazard	Road	Traffic
Closed	Highway	Safety	Work
Construction	Lanes	Signs	Worker
Curve	Motorist	Slow	Zone


A X Q C O N S T R U C T I O N S B R W
P W R U C D J L B I Y S T V K Y Z K O
D A O R O N M I H T G F E D M C B A R
D R I V I N G P E Q R S C L O S E D K
T U V E W Z Y F A C B A R S T O U W E
S A B S C D A H I G H W A Y O B E F R
E G H I L S J K L M N O P Q R S H T T
N U V O W O X Y Z T R E L A I B A C R
A D E R F G W Z O N E S K H S I Z J A
L K L A M N O P Q R S I T U T V A W F
X Y Z N A B C T U V N G Y Q P A R D F
D E F G H I J K L G O N P Z M T D Q I
A S P E E D L I M I T S B W O R K J C



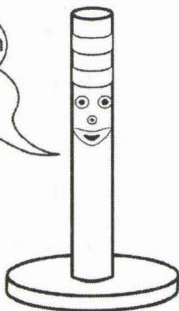
My friends and I all do the same job, we show you where it is safe to drive.

Cones like me are used when the work zone will not last a long time.

I am used when the work zone will last a long time.




I'm used when there's no room for my friends.

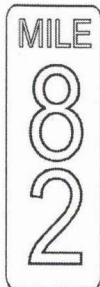


Color us orange and white


Green helps you
know as you GO!



Color the
signs green,
the letters
are white



Below is the
shape of a street
name sign.
Print the name of your
street in the blank.
Your street sign may be
any color like green,
blue, or brown.
Make it look like your
street name sign.


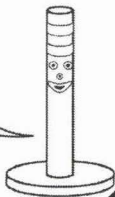


I live on
Jasmine Lane

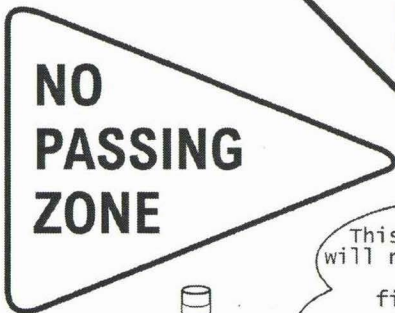
JASMINE LANE



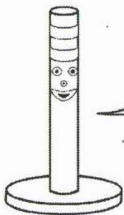
These are warning signs, too.
Remember caution,
Yellow Be Mellow.



Narrow
Bridge




This is the sign that
will never cross the road.
You will not
find this sign on
the right side
of the road like
most other signs.





color these yellow

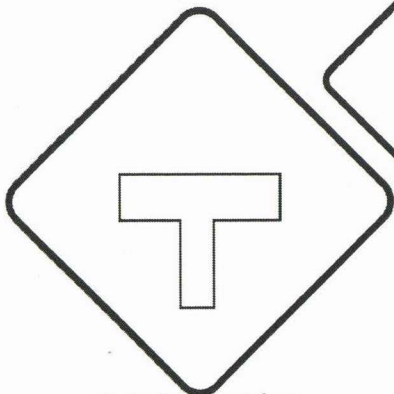
These signs
are usually
yellow. They can
be orange if
used in
a work zone.



Winding Road

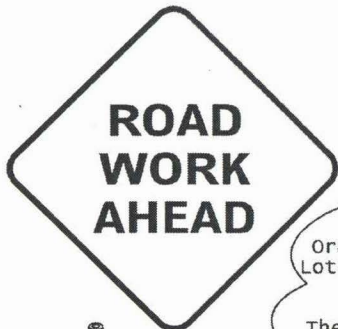


Two Way
Traffic
Symbol




T Intersection

Color these
orange or yellow





Orange signs everywhere.
Lots of orange, so beware
Cones lined up
from here to there.
There must be work zones
everywhere.



Color the
signs orange

Stop! There's
a train coming.
Remember
Red means stop
or do not do it.



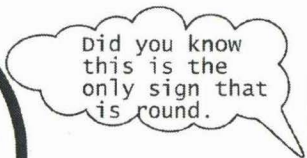
Color the stripes
red and white

Can you name this round sign? _____

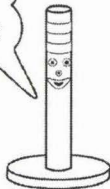
where would you see it? _____



Color this
sign yellow.



Did you know
this is the
only sign that
is round.




Before a
Railroad Crossing

Railroad
Crossing
Sign

Answers

Have some fun!



SAFETY WORD FIND


C	C	W	O	R	K	Z	O	N	E
O	R	A	N	E	K	P	R	A	Z
N	D	R	I	D	L	R	A	C	U
E	O	N	R	U	A	E	N	C	R
T	N	I	R	C	W	K	G	O	K
F	T	N	E	E	H	R	E	N	A
L	W	G	D	S	I	G	N	E	S
A	A	N	Q	P	T	G	H	Z	A
G	L	E	B	E	E	O	B	O	F
G	K	E	L	E	X	I	T	N	E
E	V	R	E	D	L	S	I	E	T
R	E	G	U	L	A	T	O	R	Y
U	S	L	O	W	R	O	A	D	K
M	T	L	G	W	J	P	S	T	P
B	A	R	R	I	C	A	D	E	W

CONE
FLAGGER
REGULATORY
WARNING
WORKZONE
REDUCESPEED
STOP

SIGN
EXIT
ORANGE
CONEZONE
RED
WHITE
GREEN

ROAD
BARRICADE
VEST
SLOW
SAFETY
WALK
DON'T WALK

Answer sheet in the back of the book.

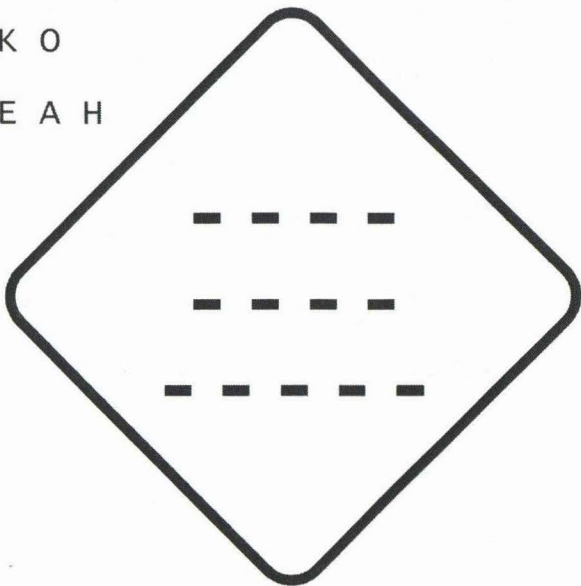


UNSCRAMBLE THE WORDS
PLACE THE WORDS ON THE
SIGN, COLOR IT ORANGE

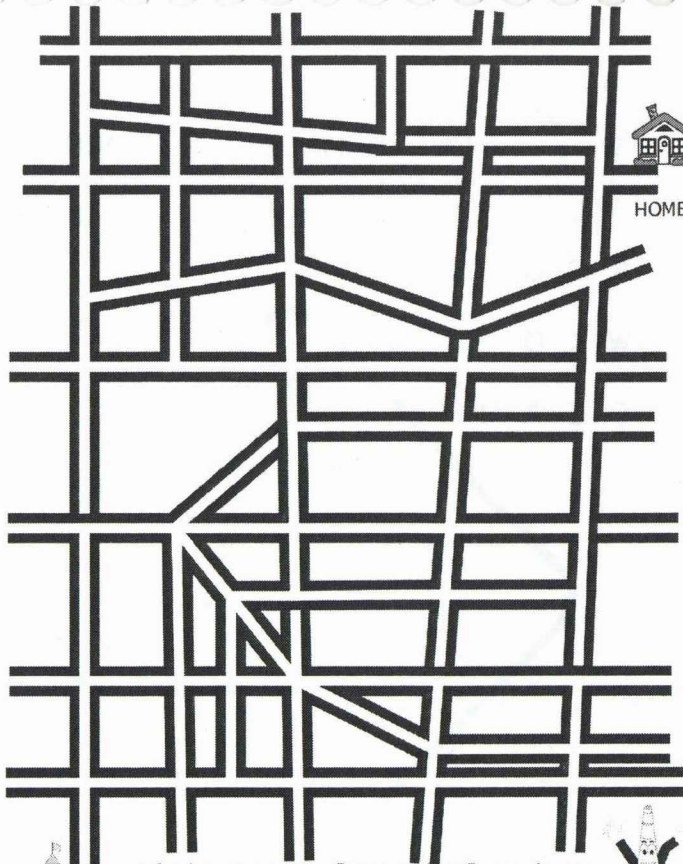
A R D O

R W K O

A D E A H



ANSWER: ROAD WORK AHEAD



HOME



SCHOOL

Find your way from school to home,
Without signs you could only roam



Transportation Word Find 2



AIR

BARGE

COACH

GAS

LATITUDE

MOTOR CAR

RADAR

STREET CAR

TRIP

AIRLINE

BIKE

FLY

HIGHWAY

LONGITUDE

PASSENGERS

RIVER BOAT

TAXI

TROLLEY

AIRPLANE

BUS

FUEL

INTERSTATE

MAP

PILOT

SEAT

TICKET

AIRPORT

CAR

HANGERS

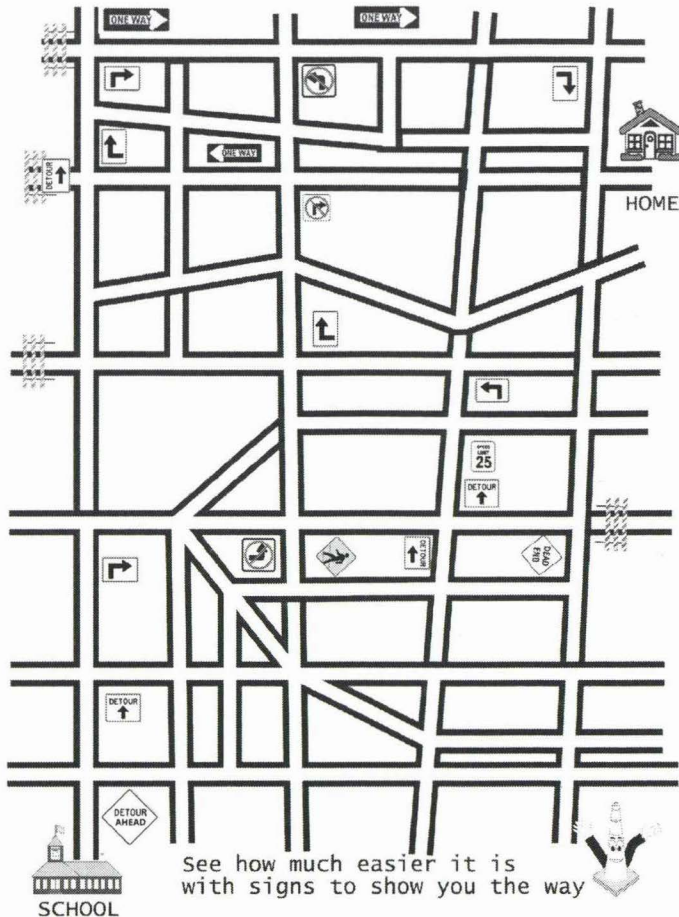
IOWA

MILE

PLANE

STEAM

TRAIN



Things You Find on a Map

R N H A T Q S R E T N E C A M P I N G
 E T W O L A N E E A C N R A M P M N S
 V Z R E S T A R E A S Q G G P F H Z Y
 I M W X B P O P U L A T I O N I A G M
 R R F C I T I E S I G N S V R M T L B
 A P R O V N Z T N H P L A K E S C A O
 I Z W O R Z F M A P N E K Q V W H W L
 L I A R K E C O L L E G E S Q M E I S
 R M B D V D T Q R H S E K E Y A R L E
 O T W I V Q P S P M X N X I D R I D G
 A Z X N N A I D E M A D P T A K E L A
 D W Y A W H G I H X V T Z N M E S I L
 S S H T R A N S I T N X I U S R N F L
 P T W E L C O M E W S T A O B S Q E I
 T M W S K R A P E T A T S C N W K I V

BOATS

CITIES

DAMS

INFORMATION

LEGEND

POPULATION

REST AREAS

SYMBOLS

WELCOME

CAMPING

COLLEGES

HATCHERIES

KEY

MAP

RAIL

RIVER

TRANSIT

CAPITAL

COORDINATES

HIGHWAY

LAKES

MARKERS

RAILROADS

SIGNS

TWO LANE

CENTERS

COUNTIES

HOSPITALS

LIAR

MEDIAN

RAMP

STATE PARKS

VILLAGES

COMMON LETTERS WORD GAME

Directions: Using the pictures as hints, fill in the rest of the words. Each word has two letters in common with the others.

1. A N



2. A N



3. A N



4. A N



5. A N




6. A N



Answers: PLANT, PLANE, CAN, OCEAN, VAN, MAN

TRANSPORTATION WORD FIND



Try and find these diagonal, vertical, and horizontal words:

Safety
railroad
bus
stop


stop sign
Iowa
DOT

skating
train
yield

Answer sheet in the back of the book.

How many words can you make from the letters in
the words "STEAMBOAT CAPTAIN"?

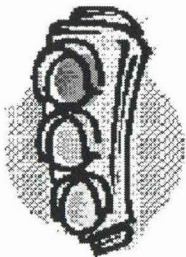
STAIN



Directions: Combine the letters in the words
"STEAMBOAT CAPTAIN" to make as many words
as possible.

How many words can you make from the letters in
the words "TRAFFIC SIGNALS"?

NAIL



Directions: Combine the letters in the words
"TRAFFIC SIGNALS" to make as many words as
possible.

Endangered Species Word Find

T U T N E M N O R I V N E W Q
N P L O V E R P M Y D X T C B
P Y R A P C J T C E T O R P Q
E L L N H L R E N I H S W V M
N C E I S E A E E Q R N U O X
D S D I X L T N K S L S N C Q
A M D U S A A N T P N K E S S
N X J A E T O M R S S A F K D
G E G R E E O A I H S T I D N
E Y H E G M I C O N L A L L A
R T I R M R D O E X A T D B L
E F U X I V D V G N C I L A T
D T R E X N A Z X J E B I T E
S O A Z T C E L G A E A W R W
Z G L W C L O V E R H H G F H

ANIMALS

CAVE

ENDANGERED

HABITAT

MONKSHOOD

PLANTS

PRAIRIE

SHINER

STURGEON

WETLANDS

BAT

CLOVER

ENVIRONMENT


MEADS

ORCHID

PLEISTOCENE

PROTECT


SNAIL




"Keep Iowa rivers and streams clean."

When fishing or camping leave nothing behind
but your footprints.

What Kids Can Do to Help Keep Iowa's Water Clean



- Join the Iowa Department of Natural Resources' Adopt-A-Stream program. Write the Division of Parks, Recreation and Preserves, Wallace State Office Building, 502 East 9th, Des Moines, Iowa 50319, or call 515-281-8675 for more information.
- Organize a stream cleanup with kids and adults, and remove litter and discarded trash from the banks of a neighborhood stream.
- Tell your parents when you see pollution problems.
- Ask your parents to use fewer pesticides and fertilizers that get into the water.
- Monitor a stream or river for pollution.




"Keep our roadsides clean."

Pick up and dispose of trash properly.

What Kids Can Do to Keep Iowa and its Roadsides Clean




- Pick up trash by joining the state's Adopt-A-Highway program. Call 515-239-1471 to join.
- Don't be a litterbug. Put trash in its proper place.
- Tell your family and friends to keep Iowa Clean and Green.
- Spread the word that littering along our highways hurts our environment.
- Recycle your returnable cans and bottles, and receive a cash refund.
- Clean up as you play - pick up trash at your local playground or neighborhood park (remember to wear gloves, and have adult supervision).




"Plant a tree."

Start with a small tree or plant a tree seed
in a cup and watch it grow.

Let's "Root" for Iowa.
Protect, plant and conserve
trees, shrubs, prairies,
wildflowers and other plants.



- Read a book or visit a Web site and learn about Johnny Appleseed's (John Chapman) adventures as he roamed the American wilderness planting apple trees.
- Help your local conservationists' organization harvest wildflower and native grass seeds in the fall.
- Learn more about how trees and shrubs along Iowa's roadsides provide wildlife habitats, a beautiful landscape and act as a living snowfence.
- Encourage your class or whole school to plant a tree for Arbor Day (the last Friday in April).




"Use recycled products."

Look for the recycle symbol on school supplies like notebooks, rulers and pencils.

What Kids Can Do to Reduce, Recycle and Reuse




- Choose reusable products, like glass or plastic dishes and cloth napkins over disposable paper ones, for your next birthday party.
- Name three ways each of these items can be reused, instead of throwing them away.
 - a plastic bag
 - a cardboard box
 - a plastic milk carton
- Make a list of things around your house that you could donate to a charity or community center instead of throwing them out.
- Look around your school to identify the top items that are being wasted (paper, food, glass, aluminum, etc.)
- Make sure your family recycles at home.



"Conserve resources."

Turn off the lights when you leave a room.



"Recycle and reuse."



Start a paper drive to gather paper to be recycled so we use fewer trees.


"Recycle and reuse."

Enviro wants to recycle so used things can become new things.

But he must first put similar things together. He must put the paper things together. He must put the cans together. He must put the plastic things together. Can you help Enviro recycle?

Draw lines to show where the objects go.

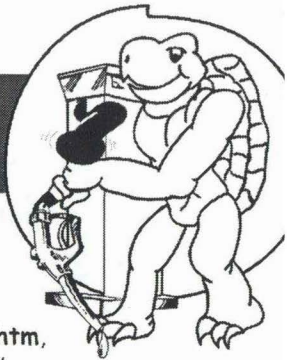






"Save our resources."

Walk, take the bus or ride your bike instead
of going in the car.

What Kids Can Do to Save Our Resources




- Get a bike map from the DOT by calling 515-239-1372 or ordering on-line at <http://www.dot.state.ia.us/bikemap.htm>, select a route, then take a family cycling outing.
- If you live in a city that has a public bus system, take a ride the next time you want to go shopping at the mall.
- Start a bicycling club with your friends or classmates. Then plan trips for your club. Always wear a helmet and follow safety rules.
- Get your community involved in a FUN WALK to raise money for your school or a local cause.
- When you're going somewhere close to home, walk, skate board, roller blade or ride your bike instead of riding in a car.




"Protect plants and animals."

Establish a backyard, schoolyard or
other wildlife habitat.

What Kids Can Do to Help Iowa's Plants and Animals



- In your yard or garden, plant caterpillar host plants like dill, fennel, and parsley where they can lay their eggs which turn into butterflies.
- Grow a butterfly garden. Use large plantings of flowers or shrubs that attract butterflies like Marigold, Petunia, Daylily, Purple Coneflower or Black-eyed Susan.
- Get the facts about threatened and endangered species! Visit Enviro-Explorers.com for on-line information and photos.
- Create a nature field journal. Find a natural spot outdoors and visit this spot once a week or so, and write down the things you observe there. Remember to always let an adult know where you'll be.
- Feed the birds by making a pine cone feeder. Using a butter knife (under an adult's supervision) spread peanut butter on the pine cone, covering all sides. Roll the cone in bird seed. Tie a string to the cone and hang it to a tree branch or railing.




"Reuse, don't throw it all away."


Have a yard sale with your family or friends.



"Protect our environment"

Help find a way to get Enviro out of this maze to protect our environment.





Even Kids!

Public Transit Word Search

A	R	I	D	E	G	M	Y	F	O	Z
D	E	H	L	A	Q	V	T	H	E	C
B	U	S	E	P	R	J	S	W	Z	U
L	B	E	V	E	R	Y	O	N	E	F
R	R	I	D	E	S	,	M	S	V	O
O	G	Y	D	I	X	N	E	V	E	N
K	W	A	Z	P	K	I	D	S	!	C



Can you find each of these words?
"Ride the bus. Everyone rides, even kids!"

Answer sheet in the back of the book.

Public Transit Word Maze

After all the words are found, the letters that are not used will reveal a hidden message.

I	W	A	T	C	H	W	A	N	T
T	O	S	E	A	T	R	I	D	E
T	H	E	B	U	S	S	T	O	P
B	U	S	F	R	I	E	N	D	S

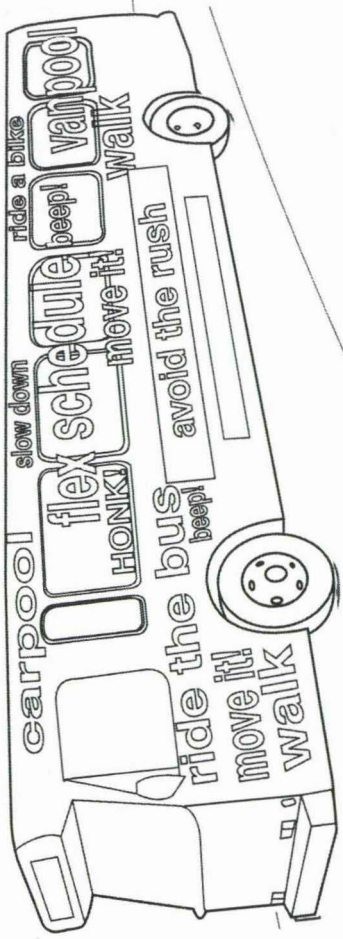
You can catch a bus at a bus stop. Find the words **BUS STOP**.

If you are at a bus stop, you should watch for the bus to come. Find the word **WATCH**.

When the bus comes, you will need to pay for your ride or show your bus pass. Then you can find your seat. Find the word **SEAT**.


When you ride the bus, you can make new friends. Find the word **FRIENDS**.

Can you find the hidden message?




iatransit.com

Be Safe Word Find



Flying Word Find



Work Zone Safety Word Find



Transportation Word Find 2

W R I V E E G R A B Q M Z C C S V B S
 T S K T O L I P G S Y O T S K T L L T
 X I K A K S E A T Q A T E U Y E P O R E
 S N B X J Y Q S E P W O D B Q A S N E
 Z T P I A I R S K T H R U D C M X G E
 T E W W K Q A E C J G C T E T T C I T
 M R C A R E D N I O I A I K L O I T C
 D S A Z Q N A G T P H R T L N I N U A
 Z T P I I I R E T R P L A N E J M D R
 M A P D N L P R W R O C L T W R F E V
 X T F D P R Q S Z N O P O A R H L U N
 X E L M N I O W A P I L R A N I N L T
 Q X Y V H A N G A R S O L I C X P E Z
 R I V E R B O A T G A S E A H S U T
 T E N A L P R I A V X E D C Y T C F Q

Things You Find on a Map

R N H A I Q S R E T N E C A M P I N G
 E T W O L A N E E A C N R A M P M N S
 V Z R E S T A R E A S Q G G P F H Z Y
 I M W X B P O P U L A T I O N I A G M
 R R F C I T I E S I G N S V R M T L B
 A P R O V N Z I N H P L A K E S C A O
 I Z W O R Z F M A P N E K Q V W H W L
 L I A R K E C O L L E G E S Q M E I S
 R M B D V D T Q R H S E K E Y A R L E
 O T W I V Q P S P M X N X I D R I D G
 A Z X N N A I D E M A D P T A K E L A
 D W Y A W H G I H X V I Z N M E S I L
 S S H T R A N S I T N X J U S R N F L
 P T W E L C O M E W S T A O B S Q E I
 T M W S K R A P E T A T S C N W K I V


Safety Word Find

C	C	W	O	R	K	Z	O	N	E
O	R	A	N	E	K	P	R	A	Z
N	D	R	I	D	L	R	A	C	U
E	O	N	R	U	A	E	N	C	R
T	N	I	R	C	W	K	G	O	K
F	T	N	E	E	H	R	E	N	A
L	W	G	D	S	I	G	N	E	S
A	A	N	Q	P	T	G	H	Z	A
G	L	E	B	E	E	O	B	O	F
G	K	E	L	E	X	I	T	N	E
E	V	R	E	D	L	S	I	E	T
R	E	G	U	L	A	T	O	R	Y
U	S	L	O	W	R	O	A	D	K
M	T	L	G	W	J	P	S	T	P
B	A	R	R	I	C	A	D	E	W

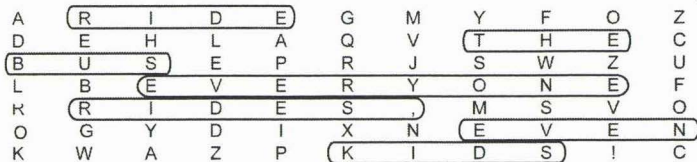
Transportation Word Find

A	D	F	H	Q	V	F	Y	H	D	K	H	I	D	E
Y	I	E	L	D	S	B	O	S	F	D	O	T	G	H
U	X	D	O	K	A	K	B	K	K	O	S	T	I	P
D	B	F	N	N	F	H	A	U	R	S	D	R	C	V
N	O	T	W	Q	E	F	F	T	S	I	O	W	A	B
M	U	R	F	S	T	O	P	R	I	R	P	Y	R	C
J	N	A	J	O	Y	K	G	H	G	N	O	R	Y	D
T	F	I	L	K	J	D	J	S	K	S	G	E	R	H
I	R	N	N	G	L	S	T	O	P	S	I	G	N	T
R	A	I	L	R	O	A	D	M	P	H	I	W	V	E

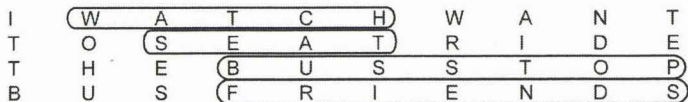
Endangered Species Word Find



Public Transit Word Search



Public Transit Word Maze



Hidden Message: I want to ride the bus.

**Iowa Department of Transportation
800 Lincoln Way
Ames, Iowa 50010
515-233-7964**

