

INDUSTRIAL DEVELOPMENT

1977

YEAR END REPORT

D
8
65
977



INDUSTRIAL DEVELOPMENT

INDUSTRIAL DEVELOPMENT

1977

YEAR END REPORT

TOTAL EMPLOYMENT

	1976	1977	Total
1976	155	156	231
1977	156	157	233
% Change	0.6	0.6	0.6

CAPITAL INVESTMENT

	1976	1977	Total
1976	34,604,150	35,441,500	70,045,650
1977	35,441,500	36,278,000	71,719,500
% Change	2.3	2.3	2.3

INDUSTRIAL DEVELOPMENTS

1976 vs. 1977

	<u>New Industry</u>	<u>Expansions</u>	<u>Totals</u>
1976	75	156	231
1977	75	113	188
% Change	0%	-28%	-19%

TOTAL EMPLOYMENT

1976	3,267	8,944	12,211
1977	2,855	6,968	9,823
% Change	-13%	-22%	-20%

CAPITAL INVESTMENTS

1976	58,884,150	318,342,600	377,266,750
1977	59,732,000	321,820,800	381,552,800
% Change	+1%	+1%	+1%

INDUSTRIAL DEVELOPMENTS

Ten-Year Average vs. 1977

	<u>New Industry</u>	<u>Expansions</u>	<u>Totals</u>
Ten-Year Average	75	171	246
1977	75	113	188
% Change	0%	-34%	-24%

TOTAL EMPLOYMENT

Ten-Year Average	4,331	6,740	11,071
1977	2,855	6,968	9,823
% Change	-34%	+3%	-11%

CAPITAL INVESTMENTS

Ten-Year Average	85,890,165	200,039,777	285,929,942
1977	59,732,000	321,820,800	381,552,800
% Change	-30%	+61%	+33%

1968-1977

INDUSTRIAL DEVELOPMENTS

	<u>New Industry</u>	<u>Expansions</u>	<u>Totals</u>
1968	101	173	274
1969	60	185	245
1970	68	155	223
1971	50	119	169
1972	75	181	256
1973	98	277	375
1974	88	227	315
1975	61	125	186
1976	75	156	231
1977	75	113	188
	<u>751</u>	<u>1,711</u>	<u>2,462</u>

TOTAL EMPLOYMENT

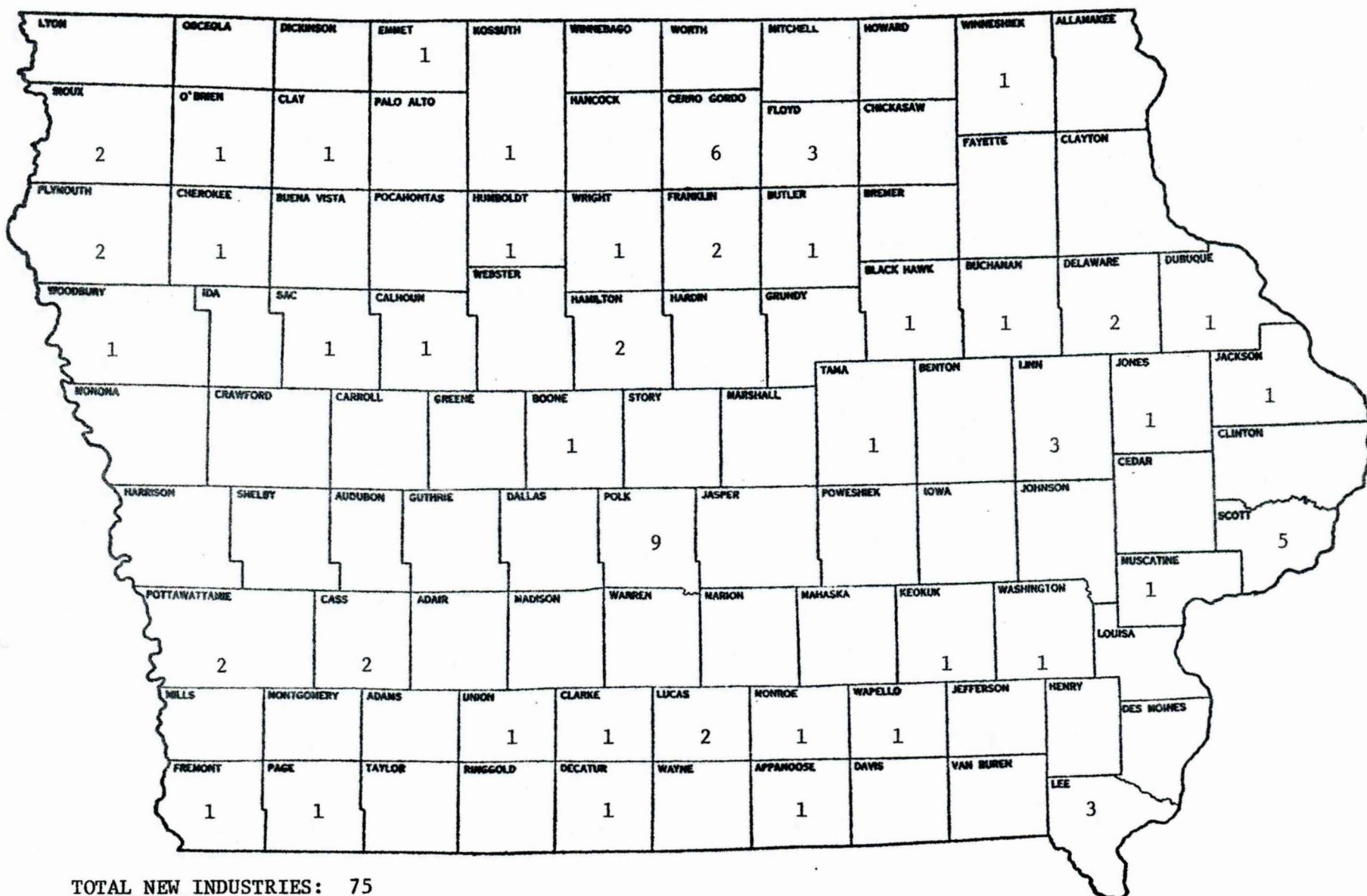
1968	2,246	4,763	7,009
1969	5,033	6,206	11,239
1970	4,034	3,508	7,542
1971	3,501	2,812	6,313
1972	5,708	7,457	13,165
1973	10,696	14,892	25,588
1974	3,202	10,150	13,352
1975	2,770	1,706	4,476
1976	3,267	8,944	12,211
1977	<u>2,855</u>	<u>6,968</u>	<u>9,823</u>
	<u>43,312</u>	<u>67,406</u>	<u>110,718</u>

CAPITAL INVESTMENTS

1968	\$ 34,144,000	\$176,920,125	\$211,064,125
1969	\$ 80,477,000	\$128,879,000	\$209,356,000
1970	\$122,018,000	\$ 96,930,200	\$218,948,200
1971	\$ 56,097,000	\$ 52,394,200	\$108,491,200
1972	\$ 71,346,000	\$122,732,900	\$194,078,900
1973	\$202,801,000	\$322,476,950	\$525,277,950
1974	\$ 85,267,500	\$275,919,000	\$361,186,500
1975	\$ 88,135,000	\$183,982,000	\$272,117,000
1976	\$ 58,884,150	\$318,342,600	\$377,226,750
1977	<u>\$ 59,732,000</u>	<u>\$321,820,800</u>	<u>\$381,552,800</u>
	<u>\$858,901,650</u>	<u>\$2,000,397,775</u>	<u>\$2,859,299,425</u>

NEW INDUSTRIES*

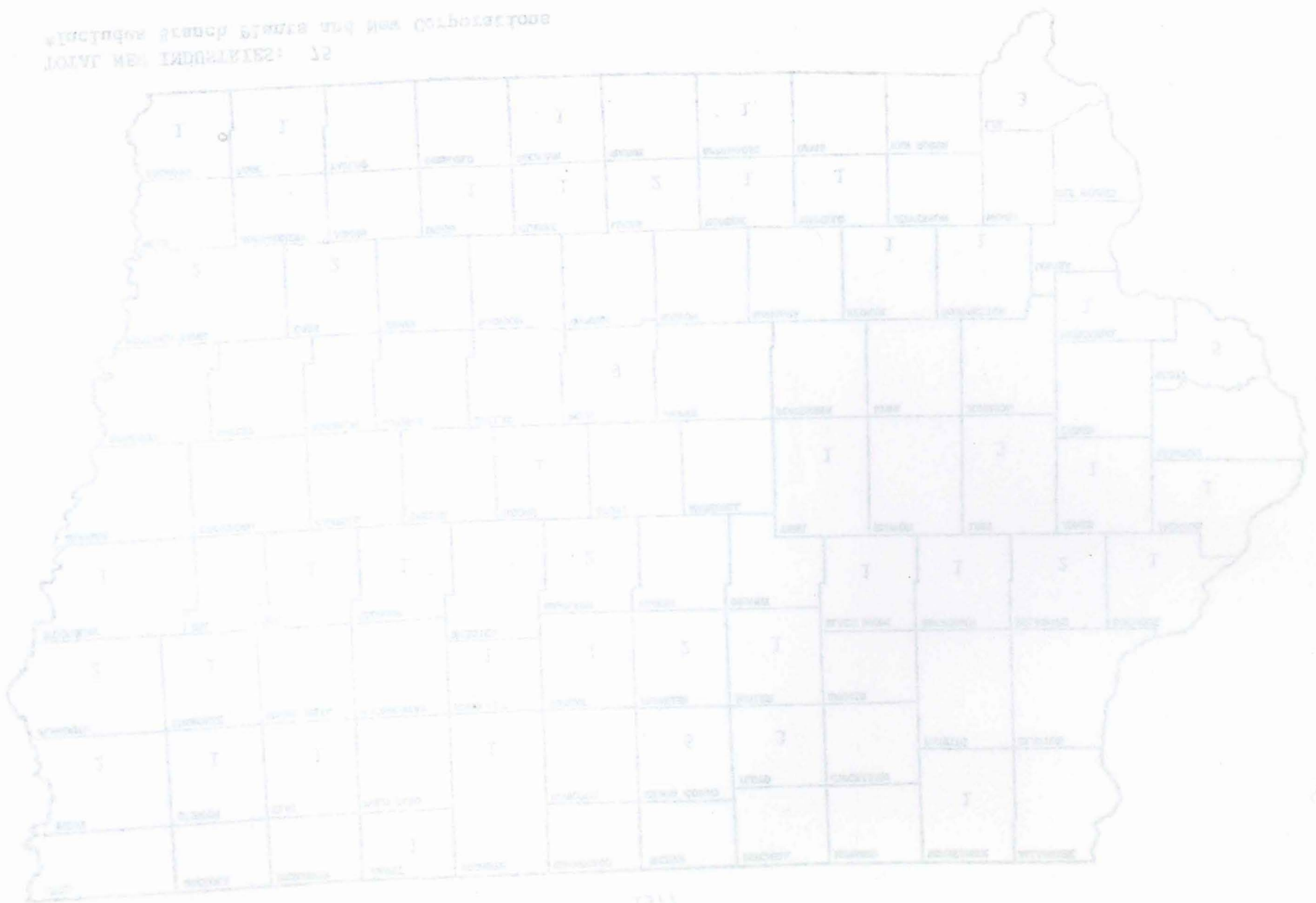
1977



TOTAL NEW INDUSTRIES: 75

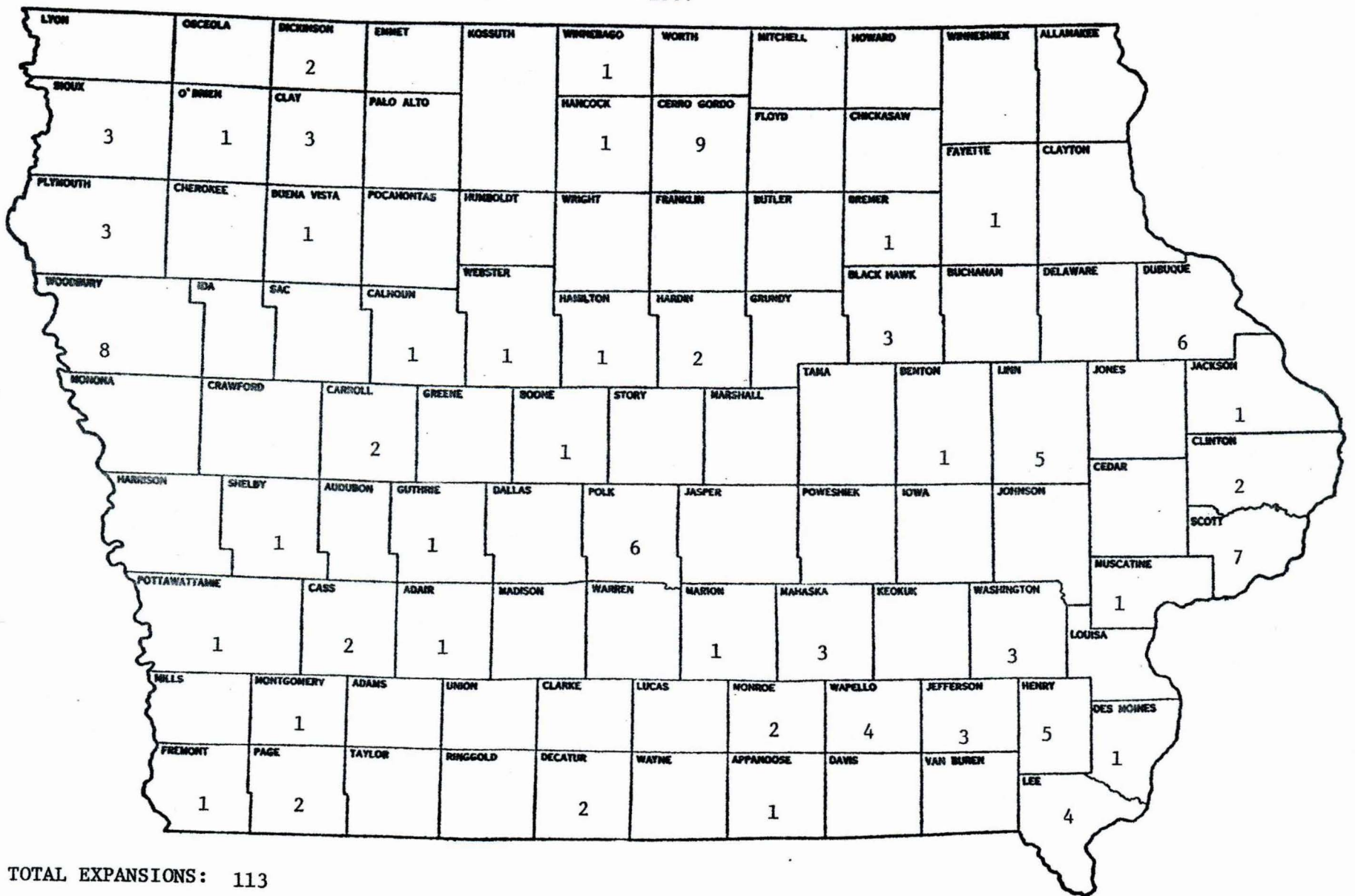
*Includes Branch Plants and New Corporations

EXPANSIONS 1977



1977


EXPANSIONS 1977



TOTAL EXPANSIONS: 113

AVAILABLE BUILDING REPRESENTATION

BY COMMUNITY FOR 1977



Community	Number of Times Represented	Community	Number of Times Represented
Albia	3	Iowa City	2
Algona	7	Independence	2
Ames	3	Jefferson	5
Ankeny	10	Jordan	2
Armstrong	4	Lake City	3
Atlantic	4	Manning	5
Bellevue	6	Manson	1
Boone	8	Maquoketa	13
Burlington	4	Marshalltown	3
Carlisle	3	Mason City	6
Cedar Falls	5	Mount Ayr	9
Cedar Rapids	15	Mount Pleasant	1
Centerville	11	Muscataine	20
Chariton	5	Newton	21
Clarinda	3	Norwalk	2
Clinton	3	Orange City	3
Coralville	1	Ottumwa	5
Corning	9	Perry	10
Council Bluffs	11	Pocahontas	8
Creston	22	Quad Cities	1
Dakota City	14	Red Oak	3
Davenport	1	Renwick	2
Des Moines	41	Sheldon	2
Dubuque	3	Sibley	5
Dunlap	23	Sioux Center	2
Dyersville	11	Sioux City	15
Eagle Grove	3	Slater	1
Elkader	1	Vail	1
Fairfield	1	Waterloo	4
Fort Dodge	7	Wauke	14
Fort Madison	13	Waverly	1
Glenwood	12	Webster City	1
Grinnell	1	West Des Moines	1
Guttenberg	1		
Harlan	2		
Hudson	5		
Humboldt	1		

TOTAL REPRESENTATION: 451

IOWA DEVELOPMENT COMMISSION
250 Jewett Building
Des Moines, Iowa 50309

1977 INDUSTRIAL DEVELOPMENTS
BY
SIC CLASSIFICATION

SIC Classification	New Industry	Expansions	Totals
20 Food & Kindred Products	12	17	29
22 Textile Mill Products	0	0	0
23 Apparel & Other Finished Products	3	2	5
24 Lumber & Wood Products	9	7	16
25 Furniture & Fixtures	1	2	3
26 Paper & Allied Products	1	0	1
27 Printing, Publishing & Allied Industries	0	3	3
28 Chemicals & Allied Products	2	6	8
29 Petroleum Refining & Related Industries	0	0	0
30 Rubber & Misc. Plastic Products	4	4	8
31 Leather & Leather Products	0	0	0
32 Stone, Clay, Glass & Concrete Products	5	10	15
33 Primary Metal Industries	0	0	0
34 Fabricated Metal Products	8	16	24
35 Machinery, Except Electrical	6	17	23
36 Electrical Machinery, Equip. & Supplies	7	8	15
37 Transportation Equipment	1	9	10
38 Professional & Scientific	0	0	0
39 Misc. Manufacturing Industries	1	0	1
42 Motor Freight Trans. & Warehousing	15	12	27
TOTALS	75	113	188

Community	Number of Times Represented	Community	Number of Times Represented
Albia	3	Albia	3
Algona	7	Algona	7
Ames	3	Ames	3
Ankeny	10	Ankeny	10
Arnoldsburg	4	Arnoldsburg	4
Atlantic	4	Atlantic	4
Bellevue	6	Bellevue	6
Bonne	8	Bonne	8
Burlington	6	Burlington	6
Cascade	3	Cascade	3
Cedar Falls	2	Cedar Falls	2
Cedar Rapids	12	Cedar Rapids	12
Centerville	11	Centerville	11
Chariton	2	Chariton	2
Clear Lake	3	Clear Lake	3
Clinton	3	Clinton	3
Coraville	1	Coraville	1
Cornell	9	Cornell	9
Council Bluffs	11	Council Bluffs	11
Creston	22	Creston	22
Dakota City	14	Dakota City	14
Des Moines	1	Des Moines	1
Dubuque	41	Dubuque	41
Emporia	2	Emporia	2
Evansdale	23	Evansdale	23
Excelsior	11	Excelsior	11
Farley	3	Farley	3
Fort Dodge	1	Fort Dodge	1
Fort Madison	13	Fort Madison	13
Glenwood	12	Glenwood	12
Grinnell	1	Grinnell	1
Guthrie	1	Guthrie	1
Harlan	2	Harlan	2
Hudson	2	Hudson	2
Humboldt	1	Humboldt	1
Iowa City	3	Iowa City	3
Independence	2	Independence	2
Jackson	2	Jackson	2
Jordan	2	Jordan	2
Lake City	3	Lake City	3
Manchester	5	Manchester	5
Manson	1	Manson	1
Marshalltown	13	Marshalltown	13
Mason City	3	Mason City	3
Mount Airy	6	Mount Airy	6
Mount Pleasant	9	Mount Pleasant	9
Muscatine	1	Muscatine	1
Newton	20	Newton	20
Normal	31	Normal	31
Orange City	2	Orange City	2
Ottumwa	3	Ottumwa	3
Perry	10	Perry	10
Pocahontas	8	Pocahontas	8
Quincy	1	Quincy	1
Red Oak	3	Red Oak	3
Renwick	2	Renwick	2
Sheldahl	2	Sheldahl	2
Shiley	2	Shiley	2
Sioux Center	2	Sioux Center	2
Sioux City	12	Sioux City	12
Slater	1	Slater	1
Vail	1	Vail	1
Waterloo	4	Waterloo	4
Waukegan	14	Waukegan	14
Waverly	1	Waverly	1
Webster City	1	Webster City	1
West Des Moines	1	West Des Moines	1

AVAILABLE BUILDING REPRESENTATION
BY COMMUNITY FOR 1977

TOTAL REPRESENTATION

INDUSTRIAL DEVELOPMENTS FOR 1977 BY COMMUNITY SIZE

DEVELOPMENTS BY COMMUNITY SIZE

	999 or Less		1,000-4,999		5,000-9,999		10,000-24,999		Over 25,000		Annual Total
	No.	% of Total	No.	% of Total	No.	% of Total	No.	% of Total	No.	% of Total	
1977											
New Industry	5	13%	14	37%	7	18%	7	18%	5	13%	38
Branch	2	5%	8	22%	10	27%	8	22%	9	24%	37
Expansions	2	2%	18	16%	28	25%	16	14%	49	43%	113
TOTALS	9	5%	40	21%	45	24%	31	16%	63	34%	188

EMPLOYMENT BY COMMUNITY SIZE

	999 or Less		1,000-4,999		5,000-9,999		10,000-24,999		Over 25,000		Annual Total
	No.	% of Total	No.	% of Total	No.	% of Total	No.	% of Total	No.	% of Total	
Population:											
1977											
New Industry	53	5%	556	57%	164	17%	51	5%	150	15%	974
Branch Plants	119	6%	327	17%	721	38%	107	6%	607	32%	1,881
Expansions	7	-	444	7%	1,054	15%	707	10%	4,756	68%	6,968
TOTALS	179	2%	1,327	13%	1,939	20%	865	9%	5,513	56%	9,823

CAPITAL INVESTMENT BY COMMUNITY SIZE

	999 or Less		1,000-4,999		5,000-9,999		10,000-24,999		Over 25,000		Annual Total
	No.	% of Total	No.	% of Total	No.	% of Total	No.	% of Total	No.	% of Total	
Population:											
1977											
New Industry	\$ 630,000	3%	\$12,900,000	67%	\$ 1,328,000	7%	\$ 2,299,000	12%	\$ 2,075,000	11%	\$ 19,232,000
Branch Plants	3,500,000	9%	4,670,000	11%	7,950,000	20%	3,680,000	9%	20,700,000	51%	40,500,000
Expansions	650,000	-	4,240,000	1%	16,765,800	5%	36,130,000	11%	264,035,000	82%	321,820,800
TOTALS	\$4,780,000	1%	\$21,810,000	6%	\$26,043,800	7%	\$42,109,000	11%	\$286,810,000	75%	\$381,552,800

1977 INDUSTRIAL DEVELOPMENTS
Land Use-Square Footage-Capital Investment

	<u>Develop- ments</u>	<u>Total Acres</u>	<u>% Total Acres</u>	<u>Avg. Acres Per Industry</u>	<u>Total Capital Investment</u>	<u>% Total Cap. Investment</u>	<u>Average Cap. Investment</u>	<u>Total Sq. Footage</u>	<u>% Sq.</u>
<u>IOWA</u>									
New Industry	38	296.0	34%	7.8	\$ 19,232,000	5%	\$ 506,105	393,840	
Branch Plants	37	256.5	29%	6.9	\$ 40,500,000	11%	\$1,094,595	858,224	
Expansions	<u>113</u>	<u>331.0</u>	<u>37%</u>	<u>2.9</u>	<u>\$321,820,800</u>	<u>84%</u>	<u>\$2,847,972</u>	<u>3,587,294</u>	
TOTALS	188	883.5	100%	4.7	\$381,552,800	100%	\$2,029,536	4,839,358	
BY COMMUNITY SIZE--POPULATION									
(1-999)									
New Industry	5	8.5	16%	1.7	\$ 630,000	13%	\$ 126,000	25,400	
Branch Plants	2	46.0	84%	23.0	\$ 3,500,000	73%	\$1,750,000	112,000	
Expansions	<u>2</u>	<u>0.0</u>	<u>0%</u>	<u>0.0</u>	<u>\$ 650,000</u>	<u>14%</u>	<u>\$ 325,000</u>	<u>5,000</u>	
TOTALS	9	54.5	100%	6.1	\$ 4,780,000	100%	\$ 531,111	142,400	
(1,000-4,999)									
New Industry	14	244.0	80%	17.4	\$ 12,900,000	59%	\$ 921,429	214,060	
Branch Plants	8	48.5	16%	6.1	\$ 4,670,000	22%	\$ 583,750	72,500	
Expansions	<u>18</u>	<u>11.5</u>	<u>4%</u>	<u>0.6</u>	<u>\$ 4,240,000</u>	<u>19%</u>	<u>\$ 235,556</u>	<u>176,080</u>	
TOTALS	40	304.0	100%	7.6	\$ 21,810,000	100%	\$ 545,250	462,640	
(5,000-9,999)									
New Industry	7	17.5	11%	2.5	\$ 1,328,000	5%	\$ 189,714	58,700	
Branch Plants	10	66.5	44%	6.6	\$ 7,950,000	31%	\$ 795,000	165,924	
Expansions	<u>28</u>	<u>69.0</u>	<u>45%</u>	<u>2.5</u>	<u>\$ 16,765,800</u>	<u>64%</u>	<u>\$ 598,779</u>	<u>514,120</u>	
TOTALS	45	153.0	100%	3.4	\$ 26,043,800	100%	\$ 578,751	738,744	
(10,000-24,999)									
New Industry	7	14.0	31%	2.0	\$ 2,299,000	5%	\$ 328,429	48,320	
Branch Plants	8	14.0	31%	1.8	\$ 3,680,000	9%	\$ 460,000	21,800	
Expansions	<u>16</u>	<u>17.5</u>	<u>38%</u>	<u>1.1</u>	<u>\$ 36,130,000</u>	<u>86%</u>	<u>\$2,258,125</u>	<u>530,600</u>	
TOTALS	31	45.5	100%	1.5	\$ 42,109,000	100%	\$1,358,355	600,720	
(Over 25,000)									
New Industry	5	12.0	4%	2.4	\$ 2,075,000	1%	\$ 415,000	47,360	
Branch Plants	9	81.5	25%	9.1	\$ 20,700,000	7%	\$2,300,000	486,000	
Expansions	<u>49</u>	<u>233.0</u>	<u>71%</u>	<u>4.8</u>	<u>\$264,035,000</u>	<u>92%</u>	<u>\$5,388,469</u>	<u>2,361,494</u>	
TOTALS	63	326.5	100%	5.2	\$286,810,000	100%	\$4,552,540	2,894,854	

1977
RAIL AND NON-RAIL INDUSTRIAL DEVELOPMENTS
BY
STATE AND COMMUNITY SIZE

IOWA

	Total Developments	Rail Served	Non-Rail Served	Percent Rail Served	Percent Non-Rail
New Industry	38	6	32	16%	84%
Branch Plants	37	13	24	35%	65%
Expansions	113	49	64	43%	57%
TOTALS	188	68	120	36%	64%

BY COMMUNITY SIZE

	Total Development	Rail Served	Non-Rail Served	Percent Rail Served	Percent Non-Rail
(1-999 pop.)					
New Industry	5	0	5	0%	100%
Branch Plants	2	0	2	0%	100%
Expansions	2	1	1	50%	50%
TOTALS	9	1	8	11%	89%
(1,000-4,999 pop.)					
New Industry	14	2	12	14%	86%
Branch Plants	8	3	5	38%	62%
Expansions	18	5	13	28%	72%
TOTALS	40	10	30	25%	75%
(5,000-9,999 pop.)					
New Industry	7	1	6	14%	86%
Branch Plants	10	3	7	30%	70%
Expansions	28	16	12	57%	43%
TOTALS	45	20	25	44%	56%
(10,000-24,999 pop.)					
New Industry	7	2	5	29%	71%
Branch Plants	8	2	6	25%	75%
Expansions	16	4	12	25%	75%
TOTALS	31	8	23	26%	74%
(Over 25,000 pop.)					
New Industry	5	1	4	20%	80%
Branch Plants	9	5	4	56%	44%
Expansions	49	23	26	47%	53%
TOTALS	63	29	34	46%	54%

INDUSTRIAL ANNOUNCEMENTS SERVICE BY RAIL

1977

NEW INDUSTRIESCOMMUNITYCOMPANYRAILROAD

Ankeny

Hicklin G. M. Power Company

Chicago & North Western
Transportation Company

Des Moines

Des Moines Meat Packing Inc.

Rock Island Lines

Hampton

Lauridsen Foods, Inc.

Chicago & North Western
Transportation Company

Maquoketa

Hide-Co.

Milwaukee Road

Muscatine

Polar Insulation

Rock Island Lines

Sioux Center

Life Style Furniture

Burlington-Northern, Inc.

BRANCH PLANTS

Centerville

Heatilator Division
Vega Industries, Inc.

Burlington-Northern, Inc.

Clarinda

Wilson Foods Corporation

Burlington-Northern, Inc.

Council Bluffs

Cresline Plastic Pipe Co.

Burlington-Northern, Inc.

Council Bluffs

Macmillan Oil Company

Union Pacific

Creston

Bunn-O-Matic Company

Burlington-Northern, Inc.

Davenport

The Aspen Corporation

Rock Island Lines

Davenport

George A. Hormel Corporation

Milwaukee Road

Dyersville

United Suppliers, Inc.

Illinois Central Gulf
Railroad

Eldridge

Mueller Lumber Company

Milwaukee Road

Fort Madison

Merschman Seed & Fertilizer,
Inc.

Burlington-Northern, Inc.

Nora Springs

Cartersville Elevator, Inc.

Rock Island Lines

RAIL AND NON-RAIL INDUSTRIAL DEVELOPMENTS
BY
STATE AND COMMUNITY SIZE

Percent Non-Rail	Percent Rail Served	Non-Rail Served	Rail Served	Total Development	NEW INDUSTRY
84%	16%	32	8	36	New Industry
65%	35%	24	13	37	Branch Plants
57%	43%	64	42	112	Expansions
64%	36%	120	68	188	TOTALS

Percent Non-Rail	Percent Rail Served	Non-Rail Served	Rail Served	Total Development	BY COMMUNITY SIZE
100%	0%	2	0	2	(1-999 pop.)
100%	0%	2	0	2	New Industry
20%	80%	1	1	2	Branch Plants
82%	18%	8	1	9	Expansions
					TOTALS

Percent Non-Rail	Percent Rail Served	Non-Rail Served	Rail Served	Total Development	(1,000-4,999 pop.)
86%	14%	12	2	14	New Industry
61%	39%	2	3	5	Branch Plants
72%	28%	13	2	15	Expansions
72%	28%	30	10	40	TOTALS

Percent Non-Rail	Percent Rail Served	Non-Rail Served	Rail Served	Total Development	(5,000-9,999 pop.)
86%	14%	2	1	3	New Industry
70%	30%	7	3	10	Branch Plants
43%	57%	12	18	30	Expansions
56%	44%	22	20	42	TOTALS

Percent Non-Rail	Percent Rail Served	Non-Rail Served	Rail Served	Total Development	(10,000-24,999 pop.)
71%	29%	2	2	4	New Industry
72%	28%	6	2	8	Branch Plants
72%	28%	12	4	16	Expansions
74%	26%	23	6	29	TOTALS

Percent Non-Rail	Percent Rail Served	Non-Rail Served	Rail Served	Total Development	(Over 25,000 pop.)
80%	20%	4	1	5	New Industry
44%	56%	4	2	6	Branch Plants
22%	78%	26	21	47	Expansions
34%	66%	34	29	63	TOTALS

BRANCH PLANTS (CONTINUED)

Page 2

COMMUNITY

COMPANY

RAILROAD

Ottumwa

Diamond Industries

Milwaukee Road

West Des Moines

Continental Hoxie

Rock Island Lines

EXPANSIONS

Adair

Adair Feed & Grain

Rock Island Lines

Alton

Farmers Mutual Co-op
Company

Chicago & North Western
Transportation Company

Atlantic

Atlantic Steel Corporation

Rock Island Lines

Bettendorf

Caterpillar Tractor Company

Chicago & North Western
Transportation Company

Bettendorf

Terminal Ice

Burlington-Northern, Inc.
Milwaukee Road

Burlington

Diamond Vogel Paint Co.

Rock Island Lines
Burlington-Northern, Inc.

Carroll

General Electric

Chicago & North Western
Transportation Company

Cedar Rapids

Corn Sweeteners Inc.

Cedar Rapids & Iowa City
Railway

Cedar Rapids

General Mills

Chicago & North Western
Transportation Company

Cedar Rapids

Harnischfeger

Cedar Rapids & Iowa City
Railway

Cedar Rapids

The Quaker Oats Company

Chicago & North Western
Transportation Company

Centerville

Union Carbide

Burlington-Northern, Inc.

Davenport

Caterpillar Tractor Co.

Milwaukee Road

Davenport

Nichols Homeshield Inc.

Rock Island Lines

Davenport

Ralston-Purina

Rock Island Lines

Des Moines

Firestone Tire & Rubber Co.

Chicago & North Western
Transportation Company

EXPANSIONS (CONTINUED)

COMMUNITY	COMPANY	RAILROAD
Des Moines	Huttig Sash & Door	Chicago & North Western Transportation Company
Des Moines	Macmillan Oil Company, Inc.	Norfolk & Western Railway
Dubuque	Deere & Company	Milwaukee Road
Dubuque	Flexsteel Industries	Chicago & North Western Transportation Company
Dubuque	Klauer Manufacturing	Chicago & North Western Transportation Company Illinois Central Gulf Railroad Burlington-Northern, Inc.
Dubuque	Rock Island Millwork	Milwaukee Road
Fairfield	Crane & Monorail Systems Division of ACCO	Rock Island Lines
Fairfield	Rockwell International Corp.	Burlington-Northern, Inc.
Fort Madison	Armour-Dial Company	Sante Fe Railroad Burlington-Northern, Inc.
Fort Madison	E. I. DuPont DeNemours & Company	Burlington-Northern, Inc.
Fort Madison	Gleason Corporation	Burlington-Northern, Inc.
Fort Madison	First Miss Inc.	Sante Fe Railroad Burlington-Northern, Inc.
Lamoni	Farmers Co-op Grain & Seed Company	Burlington-Northern, Inc.
Leon	Crestline of Iowa	Burlington-Northern, Inc.
Mason City	Armour & Company	Milwaukee Road
Mason City	Lehigh Portland Cement Co.	Chicago & North Western Transportation Company
Mason City	Northwestern States Portland Cement Company	Chicago & North Western Transportation Company
Mount Pleasant	Cargill	Burlington-Northern, Inc.
Mount Pleasant	Heatilator, Vega Industries, Inc.	Burlington-Northern, Inc.

COMMUNITYCOMPANYRAILROAD

Mount Pleasant

Icon Industries
(Subsidiary S.A.I.)

Burlington-Northern, Inc.

Mount Pleasant

Mitchell Engineering Company

Burlington-Northern, Inc.

Oelwein

Ralston-Purina

Chicago & North Western
Transportation Company

Ottumwa

Wausau Homes, Inc.

Milwaukee Road

Red Oak

Thomas D. Murphy Company

Burlington-Northern, Inc.

Rock Valley

Kooima Manufacturing
(Division Hayes-Albion Corp.)

Milwaukee Road

Sanborn

Associated Milk Producers,
Inc.

Milwaukee Road

Sioux City

Kind & Knox Gelatin, Inc.

Chicago & North Western
Transportation Company

Sioux City

Lincoln Seeds

Chicago & North Western
Transportation Company

Sioux City

Terra Chemicals Inc.

Chicago & North Western
Transportation Company

Spencer

Eaton Corporation
(Fluid Power Division)

Milwaukee Road

Washington

Washington Manufacturing,
Inc.

Milwaukee Road

Waterloo

Deere & Company

Illinois Central Gulf
Railroad

Waterloo

John Deere Waterloo Tractor
WorksChicago & North Western
Transportation Company

IOWA DEVELOPMENT COMMISSION
250 Jewett Building
Des Moines, Iowa 50309

INDUSTRIAL DEVELOPMENTS IN IOWA
December 1, 1976 to November 30, 1977

75 New Industries

<u>COMMUNITY</u>	<u>COMPANY</u>	<u>CLASSIFICATION</u>
Albia	Paul C. Cabell & Company, Inc.	Fabricated Metal Products
Algona	Kossuth County Fabricators, Inc.	Fabricated Metal Products
Altoona	Ace Truck Lines	Motor Freight Transportation & Warehousing
Altoona	Albright Kitchens Corporation	Motor Freight Transportation & Warehousing
Anamosa	Collins Avionics Group-- Rockwell International	Electrical Machinery. Equipment & Supplies
Ankeny	Central Fence & Supply Company	Motor Freight Transportation & Warehousing
Ankeny	Century Engineering Corporation	Machinery, Except Electrical
Ankeny	Hicklin GM Power Company	Transportation Equipment
Ankeny	Spreitzer, Inc.	Motor Freight Transportation & Warehousing
Atlantic	Atlantic Manufacturing	Fabricated Metal Products
Atlantic	Meador Company	Motor Freight Transportation & Warehousing
Boone	Gates Rubber Company	Rubber & Miscellaneous Plastic Products
Cedar Falls	Waterloo Wood Bearing Company	Lumber & Wood Products
Centerville	Heatilator Division, Vega Industries, Inc.	Fabricated Metal Products
Chariton	Nestaway Division (Bliss & Laughlin Industries)	Fabricated Metal Products

<u>COMMUNITY</u>	<u>COMPANY</u>	<u>CLASSIFICATION</u>
Charles City	Dome Pipeline Corporation	Motor Freight Transportation & Warehousing
Charles City	Iowa-Insul Products, Inc.	Stone, Clay, Glass & Concrete Products
Clarinda	Wilson Foods Corporation	Food & Kindred Products
Clarksville	Norton Lumber Company	Lumber & Wood Products
Clear Lake	Chelsy Industries, Incorporated	Machinery, Except Electrical
Council Bluffs	Cresline Plastic Pipe Company	Rubber & Miscellaneous Plastic Products
Council Bluffs	Macmillan Oil Company	Motor Freight Transportation & Warehousing
Creston	Bunn-O-Matic Company	Electrical Machinery, Equipment & Supplies
Davenport	The Aspen Corporation	Motor Freight Transportation & Warehousing
Davenport	Carpenter Paper Company	Motor Freight Transportation & Warehousing
Davenport	George A. Hormel Company	Food & Kindred Products
Decorah	Collins Avionics Group-- Rockwell International	Electrical Machinery, Equipment & Supplies
Des Moines	Des Moines Meat Packing Company	Food & Kindred Products
Des Moines	Lazy Ike Corporation	Miscellaneous Manufacturing Industries
Dyersville	United Suppliers, Inc.	Food & Kindred Products
Eagle Grove	Dodger Manufacturing Company	Apparel & Other Finished Products
Eldridge	Klaus Radio, Inc.	Motor Freight Transportation & Warehousing
Eldridge	Mueller Lumber Company	Lumber & Wood Products

Page 2

NEW INDUSTRIES (CONTINUED)

CLASSIFICATION	COMPANY	COMMUNITY
Motor Freight Transportation & Warehousing	Dana Pipeline Corporation	Charles City
Stone, Clay, Glass & Concrete Products	Low-Inland Products, Inc.	Charles City
Food & Kindred Products	Wilson Foods Corporation	Clarinda
Lumber & Wood Products	Norton Lumber Company	Clarkeville
Machinery, Except Electrical	Chelvey Industries, Incorporated	Clear Lake
Rubber & Miscellaneous Plastic Products	Cresline Plastic Pipe Company	Council Bluffs
Motor Freight Transportation & Warehousing	Macmillan Oil Company	Council Bluffs
Electrical Machinery, Equipment & Supplies	Burn-O-Matic Company	Creston
Motor Freight Transportation & Warehousing	The Aspen Corporation	Davenport
Motor Freight Transportation & Warehousing	Carpenter Paper Company	Davenport
Food & Kindred Products	George A. Hornel Company	Davenport
Electrical Machinery, Equipment & Supplies	Collins Avionics Group--Rockwell International	Decorah
Food & Kindred Products	Des Moines Meat Packing Company	Des Moines
Miscellaneous Manufacturing Industries	Lary Inc. Corporation	Des Moines
Food & Kindred Products	United Suppliers, Inc.	Dyersville
Apparel & Other Finished Products	Rodger Manufacturing Company	Eagle Grove
Motor Freight Transportation & Warehousing	Klaus Radio, Inc.	Elkhart
Lumber & Wood Products	Mueller Lumber Company	Elkhart

COMMUNITY	COMPANY	CLASSIFICATION
Estherville	Great Plains Supply Company	Lumber & Wood Products
Fort Madison	Auto Steam, Inc.	Machinery, Except Electrical
Fort Madison	Fort Madison Wood Products, Inc.	Lumber & Wood Products
Fort Madison	Merschman Seed & Fertilizer, Inc.	Chemicals & Allied Products
Gladbrook	Petty Livestock Equipment and Manufacturing Company	Fabricated Metal Products
Hampton	Lauridsen Foods, Inc.	Food & Kindred Products
Hampton	Seabee Corporation	Machinery, Except Electrical
Independence	Midland Ready-Mix, Inc.	Stone, Clay, Glass & Concrete Products
Lamoni	Lamoni Products Company	Electrical Machinery, Equipment & Supplies
Le Mars	DEK, Inc.	Apparel & Other Finished Products
Le Mars	North Sioux Industries	Stone, Clay, Glass & Concrete Products
Lucas	Lucas Products, Inc.	Electrical Machinery, Equipment & Supplies
Manchester	Majestic Pools of Iowa	Stone, Clay, Glass & Concrete Products
Manchester	Rockwell International--Collins Avionics Division	Electrical Machinery, Equipment & Supplies
Maquoketa	Hide-Co.	Food & Kindred Products
Marion	Glencoe Mills, Inc.	Food & Kindred Products
Marion	Parker-Midland Corporation	Machinery, Except Electrical
Marion	Poly Cell Industries, Inc.	Rubber & Miscellaneous Plastic Products

CLASSIFICATION	COMPANY	COMMUNITY
Lumber & Wood Products	Great Plains Supply Company	Emeryville
Machinery, Except Electrical	Auto Steam, Inc.	Port Madison
Lumber & Wood Products	Port Madison Wood Products, Inc.	Port Madison
Chemicals & Allied Products	Marschmann Seed & Fertilizer, Inc.	Port Madison
Fabricated Metal Products	Petty Livestock Equipment and Manufacturing Company	Gladbrook
Food & Kindred Products	Lauritsen Foods, Inc.	Hampton
Machinery, Except Electrical	Seabee Corporation	Hampton
Stone, Clay, Glass & Concrete Products	Midland Ready-Mix, Inc.	Independence
Electrical Machinery, Equipment & Supplies	Lamont Products Company	Lamoni
Apparel & Other Finished Products	DK, Inc.	Le Mars
Stone, Clay, Glass & Concrete Products	North Sioux Industries	Le Mars
Electrical Machinery, Equipment & Supplies	Lucas Products, Inc.	Lucas
Stone, Clay, Glass & Concrete Products	Majestic Pools of Iowa	Manchester
Electrical Machinery, Equipment & Supplies	Rockwell International-- Collins Avionics Division	Manchester
Food & Kindred Products	Hilde-Co.	Madison
Food & Kindred Products	Elmwood Mills, Inc.	Marion
Machinery, Except Electrical	Parker-Midland Corporation	Marion
Rubber & Miscellaneous Plastic Products	Poly Cell Industries, Inc.	Marion

COMMUNITY	COMPANY	CLASSIFICATION
Mason City	Collins Avionics Group-- Rockwell International	Electrical Machinery, Equipment & Supplies
Mason City	Gamble-Skogmo	Motor Freight Transportation & Warehousing
Mason City	Novelty Machine and Supply Company	Motor Freight Transportation & Warehousing
Mason City	Standard Bearing Company	Motor Freight Transportation & Warehousing
Mason City	Westcott Industries	Rubber & Miscellaneous Plastic Products
Meridan	Thermo-Barrier Inc.	Lumber & Wood Products
Muscatine	Polar Insulation	Paper & Allied Products
Nora Springs	Cartersville Elevator Inc.	Motor Freight Transportation & Warehousing
Osceola	E O N Technical	Fabricated Metal Products
Ottosen	Shaline Manufacturing	Apparel & Other Finished Products
Ottumwa	Diamond Industries	Lumber & Wood Products
Primghar	Wickes Building	Lumber & Wood Products
Riverside	Brunsbilt Corporation	Fabricated Metal Products
Rockwell City	D-Rockwell Manufacturing, Inc.	Machinery, Except Electrical
Sidney	Sidney Meat Company	Food & Kindred Products
Sigourney	Rawhide Ranch Bavarian Meats Corporation	Food & Kindred Products
Sioux Center	Life Style Furniture	Furniture & Fixtures
Sioux Center	Living Industries	Lumber & Wood Products
Sioux City	Einung Concrete Systems	Stone, Clay, Glass & Concrete Products
Spencer	Schwan's Enterprises, Inc.	Food & Kindred Products
Wall Lake	Cookies Food Products, Inc.	Food & Kindred Products

NEW INDUSTRIES (CONTINUED)

CLASSIFICATION	COMPANY	COMMUNITY
Electrical Machinery, Equipment & Supplies	Collins Electric Co.	Maum City
Motor Freight Transportation & Warehousing	Rockwell International	Maum City
Motor Freight Transportation & Warehousing	Gamble-Skogen	Maum City
Motor Freight Transportation & Warehousing	Novelty Machine and Supply Company	Maum City
Motor Freight Transportation & Warehousing	Standard Bearing Company	Maum City
Rubber & Miscellaneous Plastic Products	Westcott Industries	Maum City
Lumber & Wood Products	Thermo-Berlin Inc.	Maum City
Paper & Allied Products	Polar Insulation	Maum City
Motor Freight Transportation & Warehousing	Carperville Elevator Inc.	Maum City
Fabricated Metal Products	E O N Technical	Maum City
Apparel & Other Finished Products	Shaline Manufacturing	Maum City
Lumber & Wood Products	Diamond Industries	Maum City
Lumber & Wood Products	Wicks Building	Maum City
Fabricated Metal Products	Brushville Corporation	Maum City
Machinery, Except Electrical	D-Rockwell Manufacturing, Inc.	Maum City
Food & Kindred Products	Sidney Meat Company	Sidney
Food & Kindred Products	Rawhide Ranch Sausage House Corporation	Sidney
Furniture & Fixtures	Life Style Furniture	Stark Center
Lumber & Wood Products	Living Industries	Stark Center
Stone, Clay, Glass & Concrete Products	Kiang Concrete Systems	Stark City
Food & Kindred Products	Schwan's Enterprises, Inc.	Spencer
Food & Kindred Products	Cookles Food Products, Inc.	Wall Lake

NEW INDUSTRIES (CONTINUED)

COMMUNITY	COMPANY	CLASSIFICATION
Webster City	Heller's Carbonic, Inc.	Chemicals & Allied Products
West Des Moines	Continental Hoxie	Motor Freight Transportation & Warehousing
Williams	FS Services	Food & Kindred Products

IOWA DEVELOPMENT COMMISSION
250 Jewett Building
Des Moines, Iowa 50309

INDUSTRIAL DEVELOPMENTS IN IOWA
December 1, 1976, to November 30, 1977

113 Expansions

<u>COMMUNITY</u>	<u>COMPANY</u>	<u>CLASSIFICATION</u>
Adair	Adair Feed & Grain	Motor Freight Transportation & Warehousing
Albia	Chamberlain Manufacturing Corp. (Albia Division)	Fabricated Metal Products
Albia	Kness Manufacturing Company, Inc.	Fabricated Metal Products
Alton	Farmers Mutual Co-op Company	Lumber & Wood Products
Ankeny	Custom Fabricators, Inc.	Fabricated Metal Products
Atlantic	American Buildings Company	Fabricated Metal Products
Atlantic	Atlantic Steel Corporation	Fabricated Metal Products
Belle Plaine	Benco, Inc.	Transportation Equipment
Bettendorf	Caterpillar Tractor Company	Transportation Equipment
Bettendorf	Systems Division of Struthers-- Dunn Inc.	Electrical Machinery, Equipment & Supplies
Bettendorf	Terminal Ice & Cold Storage Co.	Food & Kindred Products
Boone	Sandler-bilt Homes	Lumber & Wood Products
Burlington	Diamond Vogel Paint Company	Chemicals & Allied Products
Carroll	General Electric	Electrical Machinery, Equipment & Supplies
Carroll	General Electric	Electrical Machinery, Equipment & Supplies
Cedar Rapids	Collins Avionics Group-- Rockwell International	Electrical Machinery, Equipment & Supplies
Cedar Rapids	Corn Sweeteners Inc.	Food & Kindred Products

IOWA DEVELOPMENT COMMISSION
250 James Building
Des Moines, Iowa 50319

INDUSTRIAL DEVELOPMENT IN IOWA
December 1, 1975 to November 30, 1977

113 Expansions

CLASSIFICATION	COMPANY	COMMUNITY
Motor Freight Transportation & Warehousing	Adair Feed & Grain	Adair
Fabricated Metal Products	Chaschke Manufacturing Corp. (Albia Division)	Albia
Fabricated Metal Products	Knoss Manufacturing Company, Inc.	Albia
Lumber & Wood Products	Paterson Mutual Co-op Company	Alton
Fabricated Metal Products	Custom Fabricators, Inc.	Ankeny
Fabricated Metal Products	American Building Company	Atlantic
Fabricated Metal Products	Atlantic Steel Corporation	Atlantic
Transportation Equipment	Banco, Inc.	Belle Plaine
Transportation Equipment	Caterpillar Tractor Company	Bettendorf
Electrical Machinery, Equipment & Supplies	Systems Division of Schroeder-Dunn Inc.	Bettendorf
Food & Kindred Products	Tennant Ice & Cold Storage Co.	Bettendorf
Lumber & Wood Products	Sandier-Hill Homes	Boone
Chemicals & Allied Products	Diamond Vogel Paint Company	Burlington
Electrical Machinery, Equipment & Supplies	General Electric	Carroll
Electrical Machinery, Equipment & Supplies	General Electric	Carroll
Electrical Machinery, Equipment & Supplies	Galileo Associates Group-Rockwell International	Cedar Rapids
Food & Kindred Products	Corn Sweeteners Inc.	Cedar Rapids

EXPANSIONS (CONTINUED)

COMMUNITY	COMPANY	CLASSIFICATION
Cedar Rapids	General Mills Inc.	Food & Kindred Products
Cedar Rapids	Harnischfeger	Machinery, Except Electrical
Cedar Rapids	The Quaker Oats Company	Food & Kindred Products
Centerville	Union Carbide	Rubber & Miscellaneous Plastic Products
Clinton	Custom-Pak, Inc.	Stone, Clay, Glass & Concrete Products
Clinton	J. D. Mott, Inc.	Motor Freight Transportation & Warehousing
Council Bluffs	K & K Distributing	Motor Freight Transportation & Warehousing
Davenport	Caterpillar Tractor Company	Machinery, Except Electrical
Davenport	Nichols-Homeshield, Inc.	Fabricated Metal Products
Davenport	Ralston Purina	Food & Kindred Products
Davenport	Sun Electric Corporation	Electrical Machinery, Equipment & Supplies
Des Moines	Farmland Industries	Motor Freight Transportation & Warehousing
Des Moines	Firestone Tire & Rubber Company	Rubber & Miscellaneous Plastic Products
Des Moines	Hofco (Hockenbergs)	Motor Freight Transportation & Warehousing
Des Moines	Huttig Sash & Door	Lumber & Wood Products
Des Moines	Macmillan Oil Company, Inc.	Motor Freight Transportation & Warehousing
Dubuque	Deere & Company	Machinery, Except Electrical
Dubuque	Flexsteel Industries	Furniture & Fixtures
Dubuque	Klauer Manufacturing	Machinery, Except Electrical
Dubuque	Koch Refining Company	Motor Freight Transportation & Warehousing

EXPANSIONS (CONTINUED)

COMMUNITY	COMPANY	CLASSIFICATION
Dubuque	Rock Island Millwork	Lumber & Wood Products
Dubuque	Welu Printing	Printing, Publishing & Allied Industries
Eldora	Dodger Manufacturing Company	Apparel & Other Finished Products
Fairfield	Crane & Monorail Systems, Division of ACCO	Machinery, Except Electrical
Fairfield	Fairfield Engineering and Manufacturing Company	Fabricated Metal Products
Fairfield	Rockwell International (Automotive Operations Group)	Transportation Equipment
Fort Dodge	United States Gypsum Company	Stone, Clay, Glass & Concrete Products
Fort Madison	Armour-Dial Company	Food & Kindred Products
Fort Madison	E. . DuPont De Nemours & Company	Chemicals & Allied Products
Fort Madison	Gleason Corporation	Fabricated Metal Products
Fort Madison	First Miss Inc.	Chemicals & Allied Products
Garner	Universal Building and Sales	Transportation Equipment
Greenfield	Cardinal Insulated Glass Co.	Stone, Clay, Glass & Concrete Products
Hamburg	Vogel Popcorn Company	Food & Kindred Products
Harlan	Great Plains Supply Company	Lumber & Wood Products
Iowa Falls	Schuld Manufacturing Company	Fabricated Metal Products
Jewell	Weaver Ready Mix	Stone, Clay, Glass & Concrete Products
Lake Mills	Larson Manufacturing	Fabricated Metal Products
Lamoni	Farmers Co-op Grain & Seed Company	Food & Kindred Products

EXPANSIONS (CONTINUED)

COMMUNITY	COMPANY	CLASSIFICATION
Dubuque	Rock Island Millwork	Lumber & Wood Products
Dubuque	Welu Printing	Printing, Publishing & Allied Industries
Eldora	Dodger Manufacturing Company	Apparel & Other Finished Products
Fairfield	Crane & Monorail Systems, Division of ACCO	Machinery, Except Electrical
Fairfield	Fairfield Engineering and Manufacturing Company	Fabricated Metal Products
Fairfield	Rockwell International (Automotive Operations Group)	Transportation Equipment
Fort Dodge	United States Gypsum Company	Stone, Clay, Glass & Concrete Products
Fort Madison	Armour-Dial Company	Food & Kindred Products
Fort Madison	E. . DuPont De Nemours & Company	Chemicals & Allied Products
Fort Madison	Gleason Corporation	Fabricated Metal Products
Fort Madison	First Miss Inc.	Chemicals & Allied Products
Garner	Universal Building and Sales	Transportation Equipment
Greenfield	Cardinal Insulated Glass Co.	Stone, Clay, Glass & Concrete Products
Hamburg	Vogel Popcorn Company	Food & Kindred Products
Harlan	Great Plains Supply Company	Lumber & Wood Products
Iowa Falls	Schuld Manufacturing Company	Fabricated Metal Products
Jewell	Weaver Ready Mix	Stone, Clay, Glass & Concrete Products
Lake Mills	Larson Manufacturing	Fabricated Metal Products
Lamoni	Farmers Co-op Grain & Seed Company	Food & Kindred Products

CLASSIFICATION	COMPANY	COMMUNITY
Lumber & Wood Products	Rock Island Millwork	Madison
Refining, Lubricating & Allied Industries	Wainwright	Madison
Apparel & Other Finished Products	Wagner Manufacturing Company	Madison
Machinery, Except Electrical	Crane & Non-Fall Systems, Division of ARCO	Fairfield
Fabricated Metal Products	Fairfield Engineering and Manufacturing Company	Fairfield
Transportation Equipment	Rockwell International (Automotive Operations Group)	Fairfield
Stone, Clay, Glass & Concrete Products	United States Gypsum Company	Fort Dodge
Food & Kindred Products	Armour-Diel Company	Fort Madison
Chemicals & Allied Products	E. J. DeForest De Nemours & Company	Fort Madison
Fabricated Metal Products	Gleason Corporation	Fort Madison
Chemicals & Allied Products	Flint Mill Inc.	Fort Madison
Transportation Equipment	Universal Building and Sales	Garnett
Stone, Clay, Glass & Concrete Products	Cardinal Insulated Glass Co.	Greenfield
Food & Kindred Products	Vogel Paper Company	Hamburg
Lumber & Wood Products	Great Plains Supply Company	Harian
Fabricated Metal Products	Schmidt Manufacturing Company	Lowell
Stone, Clay, Glass & Concrete Products	Weaver Ready Mix	Jewell
Fabricated Metal Products	Larson Manufacturing	Lake Mills
Food & Kindred Products	Farmers Co-op Grain & Feed Company	Lemont

COMMUNITY	COMPANY	CLASSIFICATION
Le Mars	Gus Pech Manufacturing Company, Inc.	Machinery, Except Electrical
Le Mars	Harker's Wholesale Meat, Inc.	Food & Kindred Products
Leon	Crestline of Iowa	Lumber & Wood Products
Manson	Northwest Bodies, Inc.	Stone, Clay, Glass & Concrete Products
Maquoketa	General Thermo Inc.	Transportation Equipment
Mason City	Aer-Vac	Machinery, Except Electrical
Mason City	Alexander Manufacturing Company	Electrical Machinery, Equipment & Supplies
Mason City	Andrews Concrete	Stone, Clay, Glass & Concrete Products
Mason City	Armour & Company	Food & Kindred Products
Mason City	Artificial Ice Company	Chemicals & Allied Products
Mason City	Culver-Hahn Electric Supply Inc.	Motor Freight Transportation & Warehousing
Mason City	David Manufacturing Company	Machinery, Except Electrical
Mason City	Lehigh Portland Cement Company	Stone, Clay, Glass & Concrete Products
Mason City	Northwestern States Portland Cement Company	Stone, Clay, Glass & Concrete Products
Milford	Danbom's Lakeside Engineering, Inc.	Fabricated Metal Products
Milford	Style-Craft, Inc.	Furniture & Fixtures
Mount Pleasant	Cargill, Inc.	Motor Freight Transportation & Warehousing
Mount Pleasant	Heatilator, Vega Industries, Inc.	Fabricated Metal Products
Mount Pleasant	Icon Industries (Sub. S.A.I.)	Chemicals and Allied Products
Mount Pleasant	Mitchell Engineering Company	Fabricated Metal Products
Mount Pleasant	Motorola, Inc., Communications Division	Electrical Machinery, Equipment & Supplies

EXPANSIONS (CONTINUED)

COMMUNITY	COMPANY	CLASSIFICATION
Muscatine	Carver Pump Company	Machinery, Except Electrical
Oelwein	Ralston-Purina	Food & Kindred Products
Orange City	DeGroot Insulation Inc.	Chemicals & Allied Products
Oskaloosa	Oskaloosa Engineering and Manufacturing	Machinery, Except Electrical
Oskaloosa	Pierson Seed Producers, Inc.	Food & Kindred Products
Oskaloosa	Quad-County Grain Inc.	Motor Freight Transportation & Warehousing
Ottumwa	Everco Industries	Transportation Equipment
Ottumwa	LIN-DEN	Machinery, Except Electrical
Ottumwa	Universal Rundle Corporation	Stone, Clay, Glass & Concrete Products
Ottumwa	Wausau Homes, Inc.	Lumber & Wood Products
Oyens	Simonsen Mill	Food & Kindred Products
Pella	Van Gorp Corporation	Machinery, Except Electrical
Red Oak	Thomas D. Murphy Company	Printing, Publishing & Allied Industries
Rock Valley	Kooima Manufacturing (Division Hayes-Albion Corp.)	Fabricated Metal Products
Sanborn	Associated Milk Producers, Inc.	Food & Kindred Products
Shenandoah	ERCO, Inc.	Electrical Machinery, Equipment & Supplies
Shenandoah	Vendamation, Inc.	Food & Kindred Products
Sioux City	The Erwin Weller Company	Rubber & Miscellaneous Plastic Products
Sioux City	Fabricators Inc.	Machinery, Except Electrical
Sioux City	Kind & Knox Gelatin, Inc.	Food & Kindred Products

COMMUNITY	COMPANY	CLASSIFICATION
La Mare	Our Patch Manufacturing Company, Inc.	Machinery, Except Electrical
La Mare	Harber's Machine Works, Inc.	Food & Kindred Products
Laurens	Greathouse of Iowa	Lumber & Wood Products
Lansdown	Northwest Bottles, Inc.	Stone, Clay, Glass & Concrete Products
Madison	General Electric Inc.	Transportation Equipment
Madison City	Aer-Vac	Machinery, Except Electrical
Madison City	Alexander Manufacturing Company	Electrical Machinery, Equipment & Supplies
Madison City	Andrew Concrete	Stone, Clay, Glass & Concrete Products
Madison City	Armstrong Company	Food & Kindred Products
Madison City	Artificial Ice Company	Chemicals & Allied Products
Madison City	Carver-Ham Electric Supply Inc.	Motor Freight Transportation & Warehousing
Madison City	David Manufacturing Company	Machinery, Except Electrical
Madison City	Lehigh Portland Cement Company	Stone, Clay, Glass & Concrete Products
Madison City	Northwestern States Portland Cement Company	Stone, Clay, Glass & Concrete Products
Midland	Hampton's Machine Engineering, Inc.	Fabricated Metal Products
Midland	Styke-Craft, Inc.	Furniture & Fixtures
Mount Pleasant	Cargill, Inc.	Motor Freight Transportation & Warehousing
Mount Pleasant	Heartland Vega Industries, Inc.	Fabricated Metal Products
Mount Pleasant	Leas Industries (Sub. S.A.I.)	Chemicals and Allied Products
Mount Pleasant	Mitchell Engineering Company	Fabricated Metal Products
Mount Pleasant	Motorola, Inc.	Electrical Machinery, Equipment & Supplies
Mount Pleasant	Communications Division	Electrical Machinery, Equipment & Supplies

<u>COMMUNITY</u>	<u>COMPANY</u>	<u>CLASSIFICATION</u>
Sioux City	Lincoln Seed & Feed	Food & Kindred Products
Sioux City	Terra Chemicals, Inc.	Chemicals & Allied Products
Sioux City	Tainter Dry Goods	Motor Freight Transportation & Warehousing
Sioux City	Wilson Trailer	Transportation Equipment
Sioux City	W. W. Grainger	Motor Freight Transportation & Warehousing
Spencer	Eaton Corporation (Fluid Power Division)	Transportation Equipment
Spencer	Superior Manufacturing	Machinery, Except Electrical
Spencer	Van Ladder, Inc.	Transportation Equipment
Storm Lake	Northwest Concrete Products	Stone, Clay, Glass & Concrete Products
Washington	Crane Company	Fabricated Metal Products
Washington	McCleery-Cumming Company	Printing, Publishing & Allied Industries
Washington	Washington Manufacturing, Inc.	Fabricated Metal Products
Waterloo	Deere & Company	Machinery, Except Electrical
Waterloo	Deere & Company	Machinery, Except Electrical
Waterloo	John Deere Waterloo Tractor Works	Machinery, Except Electrical
Waverly	K & L Draperies	Apparel & Other Finished Products

CLASSIFICATION	COMPANY	COMMUNITY
Food & Kindred Products	Lincoln Seed & Feed	Sioux City
Chemicals & Allied Products	Peter's Chemicals, Inc.	Sioux City
Motor Freight Transportation & Warehousing	Freightway Dry Goods	Sioux City
Transportation Equipment	Illion Trailer	Sioux City
Motor Freight Transportation & Warehousing	W. W. Craininger	Sioux City
Transportation Equipment	Harco Corporation (Fluid Power Division)	Spencer
Machinery, Except Electrical	Superior Manufacturing	Spencer
Transportation Equipment	Van Lader, Inc.	Spencer
Stone, Clay, Glass & Concrete Products	Northwest Concrete Products	Sioux Lake
Fabricated Metal Products	Crane Company	Washington
Printing, Publishing & Allied Industries	McClure-Cumming Company	Washington
Fabricated Metal Products	Washington Manufacturing, Inc.	Washington
Machinery, Except Electrical	Deere & Company	Waterloo
Machinery, Except Electrical	Deere & Company	Waterloo
Machinery, Except Electrical	John Deere Waterloo Tractor Works	Waterloo
Apparel & Other Finished Products	E. J. Properties	Waverly

AD REPLIES FOR 1977
December 1, 1976 to November 30, 1977

Magazine	Profit Folders	Pamphlet	No Reply Sent	Totals
American Industrial Properties Report	28	17	5	50
Area Development	60	17	1	78
Business Week	6	5	0	11
Business & Industry	0	1	0	1
Dun's Review	7	5	0	12
Food Processing	10	8	0	18
Forbes	1	1	0	2
Fortune	359	1,247	60	1,666
Handling & Shipping	37	30	1	68
Havard Business Review	4	5	0	9
Industry Week	49	30	2	81
Plants, Sites & Parks	12	9	2	23
Site Selection Handbook	6	2	0	8
NO CODE	1	2	0	3
NO CODE(Foreign)	1	0	0	1
TOTALS	581	1,380	71	2,032

AD REPLIES FOR 1977

State	Profit Folders	Pamphlet	No Reply Sent	Sub Total	Totals
Alabama					
Area Development	1	0	0	1	
Fortune	2	8	0	10	
Handling & Shipping	1	0	0	1	
TOTAL:	4	8	0	12	12
Alaska					
Fortune	1	6	0	7	
TOTAL:	1	6	0	7	7
Arizona					
Fortune	2	16	1	19	
TOTAL:	2	16	1	19	19
Arkansas					
Fortune	0	6	0	6	
TOTAL:	0	6	0	6	6
California					
AIPR	2	0	0	2	
Area Development	2	2	0	4	
Food Processing	1	2	0	3	
Forbes	0	1	0	1	
Fortune	28	171	4	203	
Handling & Shipping	1	2	0	3	
Industry Week	2	3	0	5	
Plants, Sites & Parks	0	2	0	2	
Site Selection	0	1	0	1	
TOTAL:	36	184	4	224	224

101471	32	187	4	137	337
101472	0	1	0	1	
101473	0	3	0	3	
101474	5	3	0	2	
101475	1	3	0	3	
101476	30	1-1	1	30	
101477	0	1	0	1	
101478	1	2	0	2	
101479	1	1	0	1	
101480	1	0	0	1	
101481	1	0	0	1	
101482	0	0	0	0	
101483	0	0	0	0	
101484	0	0	0	0	
101485	0	0	0	0	
101486	0	0	0	0	
101487	0	0	0	0	
101488	0	0	0	0	
101489	0	0	0	0	
101490	0	0	0	0	
101491	0	0	0	0	
101492	0	0	0	0	
101493	0	0	0	0	
101494	0	0	0	0	
101495	0	0	0	0	
101496	0	0	0	0	
101497	0	0	0	0	
101498	0	0	0	0	
101499	0	0	0	0	
101500	0	0	0	0	

AD REPLIES(Continued)

State	Profit Folders	Pamphlet	No Reply Sent	Sub Total	Totals
Colorado					
Area Development	2	0	0	2	
Dun's Review	0	1	0	1	
Fortune	1	15	0	16	
Handling & Shipping	2	0	0	2	
Industry Week	1	0	0	1	
TOTAL:	6	16	0	22	22
Connecticut					
AIPR	1	0	0	1	
Fortune	2	26	3	31	
Harvard Business Review	0	1	0	1	
Industry Week	0	3	0	3	
TOTAL:	3	30	3	36	36
Delaware					
Dun's Review	1	0	0	1	
Fortune	1	3	2	6	
TOTAL:	2	3	2	7	7
District of Columbia					
Area Development	0	1	0	1	
Fortune	2	15	0	17	
TOTAL:	2	16	0	18	18
Florida					
AIPR	1	0	0	1	
Area Development	2	0	0	2	
Dun's Review	1	0	0	1	
Fortune	8	40	1	49	
TOTAL:	12	40	1	53	53
Georgia					
Fortune	4	16	0	20	
Industry Week	0	2	0	2	
Plants, Sites & Parks	1	0	1	2	
TOTAL:	5	18	1	24	24

TOTAL:	3	18	1	22	3
Profit Folders	1	0	1	2	4
Pamphlet	0	3	0	3	6
No Reply Sent	0	12	0	12	24
Sub Total	1	13	1	15	30
Totals					
TOTAL:	1	40	1	42	44
Profit Folders	8	40	1	49	99
Pamphlet	7	0	0	7	14
No Reply Sent	3	0	0	3	6
Sub Total	1	40	1	42	86
Totals					
TOTAL:	1	1	1	3	4
Profit Folders	1	1	1	3	4
Pamphlet	1	1	1	3	4
No Reply Sent	1	1	1	3	4
Sub Total	1	1	1	3	4
Totals					
TOTAL:	3	30	3	36	39
Profit Folders	0	3	0	3	6
Pamphlet	0	1	0	1	2
No Reply Sent	3	26	3	32	64
Sub Total	1	30	3	34	68
Totals					
TOTAL:	6	10	6	18	24
Profit Folders	1	0	0	1	2
Pamphlet	3	0	0	3	6
No Reply Sent	1	12	2	15	30
Sub Total	0	1	2	3	6
Totals					

AD REPLIES(Continued)

-3-

State	Profit Folders	Pamphlet	No Reply Sent	Sub Total	Totals
Hawaii					
Forbes	1	0	0	1	
Fortune	1	7	0	8	
Handling & Shipping	0	1	0	1	
TOTAL:	2	8	0	10	10
Idaho					
Fortune	0	1	0	1	
Industry Week	0	1	0	1	
TOTAL:	0	2	0	2	2
Illinois					
AIPR	4	4	0	8	
Area Development	6	4	0	10	
Food Processing	2	0	0	2	
Fortune	33	70	5	108	
Handling & Shipping	3	2	0	5	
Harvard Business Review	0	1	0	1	
Industry Week	9	3	0	12	
National Real Estate Investors	0	1	0	1	
Plants, Sites & Parks	3	2	0	5	
Site Selection Handbook	2	0	0	2	
TOTAL:	62	87	5	154	154
Indiana					
AIPR	2	1	1	4	
Area Development	2	0	0	2	
Dun's Review	3	0	0	3	
Fortune	5	7	0	12	
Industry Week	2	0	0	2	
TOTAL:	14	8	1	23	23
Iowa					
AIPR	0	1	0	1	
Area Development	3	0	1	4	
Business & Industry	0	1	0	1	
Food Processing	1	3	0	4	

AD REPLY	1	3	0	7
AD REPLY	0	1	0	1
AD REPLY	2	0	1	4
AD REPLY	0	1	0	1
TOTAL				

AD REPLY	11	8	1	20	33
AD REPLY	5	0	0	5	
AD REPLY	2	1	0	3	
AD REPLY	1	0	0	1	
AD REPLY	1	0	0	1	
AD REPLY	3	1	1	5	
TOTAL					

AD REPLY	25	21	2	48	74
AD REPLY	5	0	0	5	
AD REPLY	1	0	0	1	
AD REPLY	0	1	0	1	
AD REPLY	4	2	0	6	
AD REPLY	0	1	0	1	
AD REPLY	1	2	0	3	
AD REPLY	13	10	2	25	
AD REPLY	5	0	0	5	
AD REPLY	6	4	0	10	
AD REPLY	4	4	0	8	
TOTAL					

AD REPLY	0	3	0	3	3
AD REPLY	0	1	0	1	
AD REPLY	0	1	0	1	
TOTAL					

AD REPLY	3	3	0	6	16
AD REPLY	0	1	0	1	
AD REPLY	1	1	0	2	
AD REPLY	1	0	0	1	
TOTAL					

AD REPLY	AD REPLY	AD REPLY	AD REPLY	AD REPLY	AD REPLY
AD REPLY	AD REPLY	AD REPLY	AD REPLY	AD REPLY	AD REPLY

AD REPLIES(Continued)

-4-

State	Profit Folders	Pamphlet	No Reply Sent	Sub Total	Totals
Iowa(Continued)					
Fortune	2	23	0	25	
Handling & Shipping	1	0	0	1	
Industry Week	2	1	0	3	
"NO CODE"	0	2	0	2	
TOTAL:	9	31	1	41	41
Kansas					
AIPR	1	0	0	1	
Area Development	1	0	0	1	
Fortune	3	5	0	8	
Industry Week	0	1	0	1	
TOTAL:	5	6	0	11	11
Kentucky					
AIPR	1	0	0	1	
Fortune	4	4	0	8	
Industry Week	1	0	0	1	
TOTAL:	6	4	0	10	10
Louisiana					
Fortune	3	8	0	11	
Handling & Shipping	0	0	1	1	
Industry Week	1	0	0	1	
TOTAL:	4	8	1	13	13
Maine					
Fortune	0	3	0	3	
Industry Week	1	0	0	1	
TOTAL:	1	3	0	4	4
Maryland					
Fortune	7	9	0	16	
TOTAL:	7	9	0	16	16

AUGUST	13	19	1	21	
1954 (continued)	3	1	0	2	
STAK	3	2	0	3	
1957-1958					
	2	3	0	3	
1959-1960					
	2	3	0	3	
1961-1962					
	2	3	0	3	
1963-1964					
	2	3	0	3	
1965-1966					
	2	3	0	3	
1967-1968					
	2	3	0	3	
1969-1970					
	2	3	0	3	
1971-1972					
	2	3	0	3	
1973-1974					
	2	3	0	3	
1975-1976					
	2	3	0	3	
1977-1978					
	2	3	0	3	
1979-1980					
	2	3	0	3	
1981-1982					
	2	3	0	3	
1983-1984					
	2	3	0	3	
1985-1986					
	2	3	0	3	
1987-1988					
	2	3	0	3	
1989-1990					
	2	3	0	3	
1991-1992					
	2	3	0	3	
1993-1994					
	2	3	0	3	
1995-1996					
	2	3	0	3	
1997-1998					
	2	3	0	3	
1999-2000					
	2	3	0	3	
2001-2002					
	2	3	0	3	
2003-2004					
	2	3	0	3	
2005-2006					
	2	3	0	3	
2007-2008					
	2	3	0	3	
2009-2010					
	2	3	0	3	
2011-2012					
	2	3	0	3	
2013-2014					
	2	3	0	3	
2015-2016					
	2	3	0	3	
2017-2018					
	2	3	0	3	
2019-2020					
	2	3	0	3	
2021-2022					
	2	3	0	3	
2023-2024					
	2	3	0	3	
2025-2026					
	2	3	0	3	
2027-2028					
	2	3	0	3	
2029-2030					
	2	3	0	3	
2031-2032					
	2	3	0	3	
2033-2034					
	2	3	0	3	
2035-2036					
	2	3	0	3	
2037-2038					
	2	3	0	3	
2039-2040					
	2	3	0	3	
2041-2042					
	2	3	0	3	
2043-2044					
	2	3	0	3	
2045-2046					
	2	3	0	3	
2047-2048					
	2	3	0	3	
2049-2050					
	2	3	0	3	
2051-2052					
	2	3	0	3	
2053-2054					
	2	3	0	3	
2055-2056					
	2	3	0	3	
2057-2058					
	2	3	0	3	
2059-2060					
	2	3	0	3	
2061-2062					
	2	3	0	3	
2063-2064					
	2	3	0	3	
2065-2066					
	2	3	0	3	
2067-2068					
	2	3	0	3	
2069-2070					
	2	3	0	3	
2071-2072					
	2	3	0	3	
2073-2074					
	2	3	0	3	
2075-2076					
	2	3	0	3	
2077-2078					
	2	3	0	3	
2079-2080					
	2	3	0	3	
2081-2082					
	2	3	0	3	
2083-2084					
	2	3	0	3	
2085-2086					
	2	3	0	3	
2087-2088					
	2	3	0	3	
2089-2090					
	2	3	0	3	
2091-2092					
	2	3	0	3	
2093-2094					
	2	3	0	3	
2095-2096					
	2	3	0	3	
2097-2098					
	2	3	0	3	
2099-2100					
	2	3	0	3	

AD REPLIES(Continued)

-6-

State	Profit Folders	Pamphlet	No Reply Sent	Sub Total	Totals
Missouri(Continued)					
Industry Week	2	0	0	2	
Plants, Sites & Parks	2	1	1	4	
Site Selection Handbook	1	0	0	1	
TOTAL:	20	24	2	46	46
Montana		NONE			0
Nebraska					
AIPR	0	0	1	1	
Fortune	1	6	0	7	
Handling & Shipping	1	0	0	1	
Plants, Sites & Parks	0	1	0	1	
Site Selection	1	0	0	1	
TOTAL:	3	7	1	11	11
Nevada					
Fortune	0	9	0	9	
Industry Week	0	1	0	1	
TOTAL:	0	10	0	10	10
New Hampshire					
Business Week	1	0	0	1	
TOTAL:	1	0	0	1	1
New Jersey					
AIPR	2	0	0	2	
Area Development	3	0	0	3	
Business Week	1	0	0	1	
Dun's Review	0	2	0	2	
Fortune	2	55	0	57	
Handling & Shipping	1	3	0	4	
Industry Week	0	2	0	2	
Plants, Sites & Parks	1	0	0	1	
TOTAL:	10	62	0	72	72

TOTAL:	10	03	0	13	13
Almanac, Sites & Parks	1	0	0	1	
Industry Week	0	3	0	3	
Handling & Shipping	1	3	0	4	
Fortune	3	22	0	25	
Food Processing	0	3	0	3	
Business Week	1	0	0	1	
Area Development	1	0	0	1	
AIPR	3	0	0	3	
NO CODE					

TOTAL:	1	0	0	1	1
Industry Week	1	0	0	1	
NO CODE					

TOTAL:	0	0	0	0	0
Industry Week	0	0	0	0	
NO CODE					

TOTAL:	1	1	1	3	3
Area Development	1	0	0	1	
Almanac, Sites & Parks	0	1	0	1	
Handling & Shipping	1	0	0	1	
Fortune	1	0	0	1	
AIPR	0	0	0	0	
NO CODE					

NO CODE

TOTAL:	30	34	8	72	72
Site Selection Handbook	1	0	0	1	
Almanac, Sites & Parks	3	1	1	5	
Industry Week	3	0	0	3	
NO CODE					

NO CODE

NO CODE

AD REPLIES(Continued)

-7-

State	Profit Folders	Pamphlet	No Reply Sent	Sub Total	Totals
New Mexico					
Fortune	1	1	0	2	
TOTAL:	1	1	0	2	2
New York					
AIPR	1	0	0	1	
Area Development	3	4	0	7	
Business Week	1	0	0	1	
Food Processing	1	1	0	2	
Fortune	8	180	8	196	
Handling & Shipping	8	10	0	18	
Industry Week	6	4	0	10	
Site Selection Handbook	1	1	0	2	
"NO CODE"	1	0	0	1	
TOTAL:	30	200	8	238	238
North Carolina					
Area Development	2	0	0	2	
Fortune	4	10	0	14	
Handling & Shipping	0	1	0	1	
Industry Week	1	0	0	1	
TOTAL:	7	11	0	18	18
North Dakota					
National Real Estate Investors	1	1	0	2	
TOTAL:	1	1	0	2	2
Ohio					
AIPR	1	0	0	1	
Area Development	4	2	0	6	
Food Processing	0	1	0	1	
Fortune	8	23	0	31	
Handling & Shipping	2	0	0	2	
Industry Week	2	3	0	5	
Plants, Sites & Parks	0	2	0	2	
TOTAL:	17	31	0	48	48

AD REPLIES(Continued)

-8-

State	Profit Folders	Pamphlet	No Reply Sent	Sub Total	Totals
Oklahoma					
Dun's Review	0	1	0	1	
Fortune	4	1	0	5	
Handling & Shipping	1	0	0	1	
Industry Week	1	0	0	1	
TOTAL:	6	2	0	8	8
Oregon					
AIPR	1	0	0	1	
Fortune	3	8	0	11	
Industry Week	1	0	0	1	
TOTAL:	5	8	0	13	13
Pennsylvania					
AIPR	2	0	0	2	
Area Development	4	0	0	4	
Food Processing	0	1	0	1	
Fortune	12	26	0	38	
Handling & Shipping	0	2	0	2	
Industry Week	7	2	2	11	
Plants, Sites & Parks	1	0	0	1	
TOTAL:	26	31	2	59	59
Rhode Island					
Fortune	0	7	5	12	
TOTAL:	0	7	5	12	12
South Carolina					
Fortune	1	4	0	5	
TOTAL:	1	4	0	5	5
South Dakota					
Fortune	0	2	0	2	
TOTAL:	0	2	0	2	2

AD REPLIES(Continued)

-10-

State	Profit Folders	Pamphlet	No Reply Sent	Sub Total	Totals
West Virginia					
Fortune	1	2	0	3	
TOTAL:	1	2	0	3	3
Wisconsin					
AIPR	2	1	0	3	
Area Development	5	0	0	5	
Fortune	11	17	0	28	
Handling & Shipping	5	0	0	5	
Harvard Business Review	1	1	0	2	
TOTAL:	24	19	0	43	43
Wyoming		NONE			0
Canada					
AIPR	1	0	2	3	
Business Week	0	1	0	1	
Dun's Review	1	0	0	1	
Fortune	34	45	6	85	
Harvard Business Review	2	0	0	2	
TOTAL:	38	46	8	92	92
Foreign					
AIPR	1	1	0	2	
Area Development	3	0	0	3	
Business Week	3	4	0	7	
Fortune	81	234	16	331	
Harvard Business Review	1	2	0	3	
"NO CODE"	1	0	0	1	
TOTAL:	90	241	16	347	347
TOTAL AD REPLIES:	581	1,380	71	2,032	2,032

PROSPECT REPRESENTATION

Community	1976	1977
Adair	1	0
Akron	0	1
Albia	0	4
Algona	3	2
Ames	10	2
Ankeny	0	3
Armstrong	1	0
Atlantic	7	5
Audubon	1	2
Bedford	1	1
Belle Plaine	0	3
Bellevue	0	1
Belmond	4	4
Blencoe	1	0
Bloomfield	0	3
Boone	5	4
Burlington	6	5
Carlisle	0	1
Carroll	1	1
Cedar Falls	1	2
Cedar Rapids	5	6
Centerville	1	9
Chariton	7	0
Charles City	1	0
Cherokee	1	1
Clarinda	2	2
Clear Lake	4	0
Clinton	4	2
Corning	4	4
Corydon	1	0
Council Bluffs	4	3
Cresco	2	1
Creston	8	1
Davenport	3	3
Decorah	2	3
Denison	1	0
Des Moines	11	12
Dubuque	6	2
Dunlap	2	3
Dyersville	2	0

Community	1976	1977
Eagle Grove	3	4
Eldora	1	0
Ely	0	1
Emmetsburg	2	1
Estherville	1	1
Fairfield	1	2
Fort Dodge	1	2
Fort Madison	3	5
Garner	2	2
Glenwood	2	1
Goldfield	0	1
Greenfield	2	3
Grinnell	1	0
Guthrie Center	1	1
Hamburg	2	1
Hampton	8	1
Harlan	2	4
Humboldt	4	5
Independence	2	0
Irma City	6	6
Iowa Falls	3	0
Jefferson	1	0
Kalona	1	0
Keokuk	1	4
Keosauqua	1	1
Klemme	0	1
Knoxville	1	1
Lake Mills	0	1
Lamoni	1	2
Le Mars	0	1
Leon	1	0
Manning	1	0
Manson	0	2
Manchester	2	0
Maquoketa	4	6
Marengo	1	0
Marshalltown	1	0
Mason City	6	6
Mechanicsville	1	1
Monona	1	0
Moravia	1	0
Mount Ayr	1	3
Mount Pleasant	1	1
Mount Vernon	0	1
Muscatine	6	7

<u>Community</u>	<u>1976</u>	<u>1977</u>
Nevada	1	0
New Hampton	3	1
Newton	1	2
Northwood	3	0
Oakland	0	2
Oelwein	2	0
Osage	4	1
Osceola	1	0
Oskaloosa	1	1
Ottumwa	8	7
Pella	1	0
Perry	1	1
Pocahontas	0	2
Postville	1	1
Quad Cities	6	5
Red Oak	3	7
Riverside	2	0
Rock Rapids	0	2
Sheffield	0	2
Sheldon	3	4
Shenandoah	2	4
Sioux Center	1	3
Sioux City	10	5
Spirit Lake	1	0
Storm Lake	1	1
Story City	1	1
Tipton	1	1
Vinton	0	1
Wapello	0	4
Washington	0	2
Waterloo	1	1
Waukee	1	3
Waukon	1	0
Waverly	2	0
West Liberty	0	1
West Union	2	0
Wilton	0	1
Winterset	0	1

ORIGIN OF BRANCH PLANTS LOCATED IN IOWA
1958-1977

State	1958-1977	1973	1974	1975	1976	1977	Total 1973-1977
Iowa	184	14	13	7	9	9	52
Illinois	106	11	7	2	6	6	31
Minnesota	67	4	5	7	3	7	26
Wisconsin	31	3	2	1	2	1	9
Indiana	16	3	1	0	0	4	8
New York	164	2	1	1	1	1	6
Ohio	24	2	1	1	2	0	6
Nebraska	22	0	3	1	1	0	5
Pennsylvania	15	0	0	1	0	4	5
Texas	13	1	0	0	3	0	4
Canada	7	0	1	1	1	1	4
Michigan	13	0	3	0	0	1	4
Missouri	52	2	1	1	0	0	4
Connecticut	9	1	1	0	1	0	3
Arizona	3	0	0	1	2	0	3
California	15	1	2	0	0	0	3
Oregon	7	1	0	0	1	1	3
Colorado	5	0	0	1	0	1	2
Kansas	4	0	1	0	1	0	2
Tennessee	3	0	2	0	0	0	2
Oklahoma	12	0	0	0	1	1	2
Alabama	3	0	1	0	0	0	1
Florida	3	0	0	1	0	0	1
Georgia	33	1	0	0	0	0	1
Kentucky	1	0	0	0	1	0	1
Louisiana	1	1	0	0	0	0	1
Maryland	1	0	0	0	1	0	1
Netherlands	1	0	0	1	0	0	1
New Jersey	23	1	0	0	0	0	1
North Carolina	3	0	0	1	0	0	1
South Dakota	1	0	0	0	1	0	1
Switzerland	1	0	1	0	0	0	1
Virginia	5	0	0	1	0	0	1
Washington	2	0	1	0	0	0	1
Mississippi	1	0	0	0	0	0	0
Utah	1	0	0	0	0	0	0
Arkansas	2	0	0	0	0	0	0
Idaho	1	0	0	0	0	0	0
Massachusetts	4	0	0	0	0	0	0
TOTALS:	859	48	47	29	37	37	197

SOURCE OF INDUSTRIAL PROSPECTS
1958-1977

State	1958-1977	1973	1974	1975	1976	1977	Total 1973-1977
Illinois	263	20	14	4	14	12	64
Iowa	80	7	8	4	6	20	45
Minnesota	97	8	4	3	3	4	22
Ohio	76	8	0	4	4	4	20
Michigan	60	7	3	2	2	5	19
Wisconsin	67	4	3	3	4	2	16
California	38	0	0	1	3	7	11
Pennsylvania	44	2	2	1	3	2	10
New York	89	3	3	1	0	2	9
Indiana	25	2	1	1	2	3	9
Missouri	37	3	4	0	0	1	8
Colorado	14	0	1	1	2	1	5
Nebraska	19	1	2	1	0	1	5
New Jersey	20	1	2	1	0	0	4
Connecticut	15	2	0	1	0	1	4
North Carolina	8	2	1	0	0	0	3
Massachusetts	12	0	1	1	0	1	3
Canada	7	0	0	1	0	1	2
Texas	17	0	0	1	0	1	2
Alabama	6	0	1	0	0	0	1
Arkansas	5	1	0	0	0	0	1
Arizona	3	0	0	1	0	0	1
Maryland	9	1	0	0	0	0	1
Washington	3	0	0	1	0	0	1
Delaware	3	0	1	0	0	0	1
Florida	3	0	0	1	0	0	1
Kentucky	1	0	0	0	1	0	1
Mexico	1	1	0	0	0	0	1
New Hampshire	1	0	0	0	1	0	1
Oklahoma	5	0	1	0	0	0	1
Rhode Island	3	1	0	0	0	0	1
South Carolina	1	0	1	0	0	0	1
Virginia	5	0	0	1	0	0	1
West Germany	1	0	0	0	1	0	1
West Virginia	1	0	0	0	1	0	1
Oregon	4	0	0	0	0	1	1
South Dakota	3	0	0	0	0	1	1
Vermont	1	0	0	0	0	1	1
Great Britain	1	1	0	0	0	0	1
Georgia	8	0	0	0	0	0	0
Belgium	1	0	0	0	0	0	0
Kansas	4	0	0	0	0	0	0
Louisiana	1	0	0	0	0	0	0
Tennessee	2	0	0	0	0	0	0
Utah	1	0	0	0	0	0	0
TOTALS:	1,065	75	53	35	47	71	281

INDUSTRIAL DEVELOPMENTS BY COMMUNITY SIZE
1973-1977

Population	999 or Less		1,000-4,999		5,000-9,999		10,000-24,999		Over 25,000		Annual
	No.	% of Total	No.	% of Total	No.	% of Total	No.	% of Total	No.	% of Total	Total
<u>1973</u>											
New Industry	7	14%	19	38%	12	24%	3	6%	9	18%	50
Branch Plants	5	10%	14	29%	9	19%	6	13%	14	29%	48
Expansions	13	5%	52	19%	47	17%	28	10%	137	49%	277
TOTALS	25	7%	85	23%	68	18%	37	10%	160	42%	375
<u>1974</u>											
New Industry	7	17%	18	44%	9	22%	3	7%	4	10%	41
Branch Plants	6	13%	14	30%	10	21%	4	8%	13	28%	47
Expansions	27	12%	55	24%	49	22%	26	11%	70	31%	227
TOTALS	40	13%	87	28%	68	21%	33	10%	87	28%	315
<u>1975</u>											
New Industry	6	19%	10	31%	6	19%	4	12%	6	19%	32
Branch Plants	1	3%	6	21%	7	24%	6	21%	9	31%	29
Expansions	5	4%	25	20%	21	17%	29	23%	45	36%	125
TOTALS	12	7%	41	22%	34	18%	39	21%	60	32%	186
<u>1976</u>											
New Industry	0	0%	11	29%	14	37%	5	13%	8	21%	38
Branch Plants	3	8%	8	22%	12	32%	4	11%	10	27%	37
Expansions	8	5%	29	19%	32	20%	30	19%	57	37%	156
TOTALS	11	5%	48	21%	58	25%	39	17%	75	32%	231
<u>1977</u>											
New Industry	5	13%	14	37%	7	18%	7	18%	5	13%	38
Branch Plants	2	5%	8	22%	10	27%	8	22%	9	24%	37
Expansions	2	2%	18	16%	28	25%	16	14%	49	43%	113
TOTALS	9	5%	40	21%	45	24%	31	16%	63	34%	188

ALL FACTS AND FIGURES REMAIN CONFIDENTIAL UNLESS PUBLICLY ANNOUNCED

New Industry--Home Grown Industry							1977 Report
No.	Name of Company	Type of Industry	Date	Prob. Empl.	Square Footage	Acres of Land	Investment
9	SHALINE MANUFACTURING Ottosen	Apparel & Other Finished Products	June	15	1,000*	---	\$ 10,000
10	RAWHIDE RANCH BAVARIAN MEATS CORPORATION Sigourney	Food & Kindred Products	June	25	17,300	15.0	\$ 575,000
	Accumulative Total:		June	133	67,960	32.5	\$1,920,000
11	LAZY IKE CORPORATION Des Moines	Miscellaneous Manufac- turing Industries	July	50	20,000	2.0	\$ 250,000
	Accumulative Total:		July	183	87,960	34.5	\$2,170,000
12	HIDE-CO Maquoketa	Food & Kindred Products	Aug.	45	36,000	7.0	\$ 375,000
	Accumulative Total:		Aug.	228	123,960	41.5	\$2,545,000
13	LAURIDSEN FOODS INC. Hampton	Foods & Kindred Products	Sept.	200	64,000	180.0	\$6,400,000
	Accumulative Total:		Sept.	428	187,960	221.5	\$8,945,000
14	KOSSUTH COUNTY FABRICATORS INC. Algona	Fabricated Metal Products	Oct.	5	5,200	1.5	\$100,000

*NOTES EXISTING FACILITY--FIGURE NOT INCLUDED IN ACCUMULATIVE TOTAL

NOTES: FIGURES ARE PRELIMINARY--FIGURES NOT INCLUDED IN ACCUMULATIVE TOTAL

15	SPREITZER, INC. Ankeny	Motor Freight Transportation & Warehousing	Oct.	5	7,200	2.0	\$ 500,000
16	E O N TECHNICAL Osceola	Fabricated Metal Products	Oct.	35	10,200	5.0	\$ 950,000
17	D-ROCKWELL MANUFACTURING INC. Rockwell City	Machinery, Except Electrical	Oct.	15	12,000	4.0	\$ 270,000
18	LIFE STYLE FURNITURE Sioux Center	Furniture & Fixtures	Oct.	10	1,500*	---	\$ 25,000
19	LIVING INDUSTRIES Sioux Center	Lumber & Wood Products	Oct.	35	6,000	2.0	\$ 120,000
Accumulative Total:			Oct.	533	228,560	236.0	\$10,910,000
20	ACE TRUCK LINES Altoona	Motor Freight Transportation & Warehousing	Nov.	45	24,000	15.0	\$ 1,000,000
21	ALBRIGHT KITCHENS CORP. Altoona	Motor Freight Transportation & Warehousing	Nov.	8	20,000*	---	\$ 400,000
22	HICKLIN GM POWER COMPANY Ankeny	Transportation Equipment	Nov.	---	118,000*	---	\$ 250,000

ALL FACTS AND FIGURES REMAIN CONFIDENTIAL UNLESS PUBLICLY ANNOUNCED

New Industry--Home Grown Industry

1977 Report

No.	Name of Company	Type of Industry	Date	Prob. Empl.	Square Footage	Acres of Land	Investment
15	SPREITZER, INC. Ankeny	Motor Freight Transportation & Warehousing	Oct.	5	7,200	2.0	\$ 500,000
16	E O N TECHNICAL Osceola	Fabricated Metal Products	Oct.	35	10,200	5.0	\$ 950,000
17	D-ROCKWELL MANUFACTURING INC. Rockwell City	Machinery, Except Electrical	Oct.	15	12,000	4.0	\$ 270,000
18	LIFE STYLE FURNITURE Sioux Center	Furniture & Fixtures	Oct.	10	1,500*	---	\$ 25,000
19	LIVING INDUSTRIES Sioux Center	Lumber & Wood Products	Oct.	35	6,000	2.0	\$ 120,000
Accumulative Total:			Oct.	533	228,560	236.0	\$10,910,000
20	ACE TRUCK LINES Altoona	Motor Freight Transportation & Warehousing	Nov.	45	24,000	15.0	\$ 1,000,000
21	ALBRIGHT KITCHENS CORP. Altoona	Motor Freight Transportation & Warehousing	Nov.	8	20,000*	---	\$ 400,000
22	HICKLIN GM POWER COMPANY Ankeny	Transportation Equipment	Nov.	---	118,000*	---	\$ 250,000

*NOTES EXISTING FACILITY--FIGURE NOT INCLUDED IN ACCUMULATIVE TOTAL

FIGURES TO BE INCLUDED BY 12-31--FIGURE NOT INCLUDED IN ACCUMULATIVE TOTAL

15	WATERLOO WOOD BEARING COMPANY Cedar Falls	Lumber & Wood Products	Nov.	5	24,960	3.0	\$ 500,000
16	IOWA-INSUL PRODUCTS, INC. Charles City	Stone, Clay, Glass & Concrete Products	Nov.	6	10,000	4.0	\$ 10,000
17	NORTON LUMBER COMPANY Clarksville	Lumber & Wood Products	Nov.	20	6,000	9.0	\$ 300,000
18	CHELSY INDUSTRIES, INCORPORATED Clear Lake	Machinery, Except Elec- trical	Nov.	60	6,660*	---	\$ 268,000
19	DES MOINES MEAT PACKING CO. Des Moines	Food & Kindred Products	Nov.	70	42,000*	---	\$ 1,000,000
20	KLAUS RADIO, INC. Eldridge	Motor Freight Transpor- tation & Warehousing	Nov.	40	60,000	10.0	\$ 1,500,000
21	AUTO STEAM, INC. Fort Madison	Machinery, Except Elec- trical	Nov.	8	2,500*	---	\$ 30,000
22	FT. MADISON WOOD PRODUCTS, INC. Fort Madison	Lumber & Wood Products	Nov.	3	6,000*	---	\$ 100,000
23	SEABEE CORPORATION Hampton	Machinery, Except Elec- trical	Nov.	100	8,000 42,000*	---	\$ 1,000,000
TOTAL				363	118,000	34.0	\$ 2,800,000

FIGURES TO BE INCLUDED BY 12-31--FIGURE NOT INCLUDED IN ACCUMULATIVE TOTAL

ALL FACTS AND FIGURES REMAIN CONFIDENTIAL UNLESS PUBLICLY ANNOUNCED

New Industry--Home Grown Industry							1977 Report
No.	Name of Company	Type of Industry	Date	Prob. Empl.	Square Footage	Acres of Land	Investment
23	WATERLOO WOOD BEARING COMPANY Cedar Falls	Lumber & Wood Products	Nov.	5	24,960	3.0	\$ 500,000
24	IOWA-INSUL PRODUCTS, INC. Charles City	Stone, Clay, Glass & Concrete Products	Nov.	6	10,000	4.0	\$ 10,000
25	NORTON LUMBER COMPANY Clarksville	Lumber & Wood Products	Nov.	20	6,000	9.0	\$ 300,000
26	CHELSY INDUSTRIES, INCORPORATED Clear Lake	Machinery, Except Elec- trical	Nov.	60	6,660*	---	\$ 268,000
27	DES MOINES MEAT PACKING CO. Des Moines	Food & Kindred Products	Nov.	70	42,000*	---	\$ 1,000,000
28	KLAUS RADIO, INC. Eldridge	Motor Freight Transpor- tation & Warehousing	Nov.	40	60,000	10.0	\$ 1,500,000
29	AUTO STEAM, INC. Fort Madison	Machinery, Except Elec- trical	Nov.	8	2,500*	---	\$ 30,000
30	FT. MADISON WOOD PRODUCTS, INC. Fort Madison	Lumber & Wood Products	Nov.	3	6,000*	---	\$ 100,000
31	SEABEE CORPORATION Hampton	Machinery, Except Elec- trical	Nov.	100	8,000 42,000*	---	\$ 1,000,000

*NOTES EXISTING FACILITY--FIGURE NOT INCLUDED IN ACCUMULATIVE TOTAL

NOTES EXISTING FACILITY--FIGURE NOT INCLUDED IN ACCUMULATIVE TOTAL

No.	Name of Company	Type of Industry	Date	Prob. Empl.	Square Footage	Acres of Land	Investment
32	MIDLAND READY-MIX INC. Independence	Stone, Clay, Glass & Concrete Products	Nov.	5	---	3.0	\$ 300,000
33	PARKER MIDLAND CORP. Marion	Machinery, Except Electrical	Nov.	13	10,000	2.0	\$ 900,000
34	WESTCOTT INDUSTRIES Mason City	Rubber & Miscellaneous Plastic Products	Nov.	15	12,500*	1.0	\$ 250,000
35	THERMO-BARRIER INC. Meridan	Lumber & Wood Products	Nov.	17	10,800	2.0	\$ 120,000
36	POLAR INSULATION Muscatine	Paper & Allied Products	Nov.	12	9,120	5.0	\$ 219,000
37	BRUNSBILT CORPORATION Riverside	Fabricated Metal Products	Nov.	4	15,000*	---	\$ 100,000
38	EINUNG CONCRETE SYSTEMS Sioux City	Stone, Clay, Glass & Concrete Products	Nov.	10	2,400	6.0	\$ 75,000
Accumulative Total:			Nov.	974	393,840	296.0	\$19,232,000

NOTES EXISTING FACILITY--FIGURE NOT INCLUDED IN ACCUMULATIVE TOTAL

ALL FACTS AND FIGURES REMAIN CONFIDENTIAL UNLESS PUBLICLY ANNOUNCED

New Industry--Home Grown Industry							1977 Report
No.	Name of Company	Type of Industry	Date	Prob. Empl.	Square Footage	Acres of Land	Investment
32	MIDLAND READY-MIX INC. Independence	Stone, Clay, Glass & Concrete Products	Nov.	5	---	3.0	\$ 300,000
33	PARKER MIDLAND CORP. Marion	Machinery, Except Electrical	Nov.	13	10,000	2.0	\$ 900,000
34	WESTCOTT INDUSTRIES Mason City	Rubber & Miscellaneous Plastic Products	Nov.	15	12,500*	1.0	\$ 250,000
35	THERMO-BARRIER INC. Meridan	Lumber & Wood Products	Nov.	17	10,800	2.0	\$ 120,000
36	POLAR INSULATION Muscatine	Paper & Allied Products	Nov.	12	9,120	5.0	\$ 219,000
37	BRUNSBILT CORPORATION Riverside	Fabricated Metal Products	Nov.	4	15,000*	---	\$ 100,000
38	EINUNG CONCRETE SYSTEMS Sioux City	Stone, Clay, Glass & Concrete Products	Nov.	10	2,400	6.0	\$ 75,000
Accumulative Total:			Nov.	974	393,840	296.0	\$19,232,000

*NOTES EXISTING FACILITY--FIGURE NOT INCLUDED IN ACCUMULATIVE TOTAL

ALL FACTS AND FIGURES REMAIN CONFIDENTIAL UNLESS PUBLICLY ANNOUNCED

Branch Plants--National Corporations Locating Within State					1977 Report		
No.	Name of Company	Type of Industry	Date	Prob. Empl.	Square Footage	Acres of Land	Investment
1	CENTRAL FENCE & SUPPLY COMPANY Ankeny	Motor Freight Transportation & Warehousing	Dec.	5	6,300	2.0	\$ 100,000
2	NESTAWAY DIVISION (Bliss & Laughlin Ind.) Chariton	Fabricated Metal Products	Dec.	50	50,000	10.0	\$2,000,000
	Accumulative Total:		Dec.	55	56,300	12.0	\$2,100,000
	Accumulative Total:		Jan.	55	56,300	12.0	\$2,100,000
	Accumulative Total:		Feb.	55	56,300	12.0	\$2,100,000
3	BUNN-O-MATIC COMPANY Creston	Electrical Machinery, Equipment & Supplies	Mar.	100	77,824*	---	\$1,000,000 (Estimate)
4	ROCKWELL INTERNATIONAL-- COLLINS AVIONICS DIVISION Manchester	Electrical Machinery, Equipment & Supplies	Mar.	50	7,000*	---	\$ 50,000 (Estimate)
	Accumulative Total:		Mar.	205	56,300	12.0	\$3,150,000
5	UNITED SUPPLIERS, INC. Dyersville	Food & Kindred Products	April	10	12,000	7.0	\$1,500,000

*NOTES EXISTING FACILITY--FIGURE NOT INCLUDED IN ACCUMULATIVE TOTAL

ALL FACTS AND FIGURES REMAIN CONFIDENTIAL UNLESS PUBLICLY ANNOUNCED

Branch Plants--National Corporations Locating Within State					1977 Report		
No.	Name of Company	Type of Industry	Date	Prob. Empl.	Square Footage	Acres of Land	Investment
6	LUCAS PRODUCTS, INC. Lucas	Electrical Machinery, Equipment & Supplies	April	100	20,000	4.0	\$ 250,000
7	GLENCOE MILLS, INC. Marion	Food & Kindred Products	April	6	5,600	---	\$ 200,000
8	CONTINENTAL HOXIE West Des Moines	Motor Freight Transpor- tation & Warehousing	April	15	79,000*	---	\$1,500,000
	Accumulative Total:		April	336	93,900	23.0	\$6,600,000
9	ATLANTIC MANUFACTURING Atlantic	Fabricated Metal Products	May	80	50,000*	---	\$1,000,000
10	GATES RUBBER COMPANY Boone	Rubber & Miscellaneous Plastics Products	May	50	30,900*	---	\$1,000,000
11	CRESLINE PLASTIC PIPE COMPANY Council Bluffs	Rubber & Miscellaneous Plastics Products	May	70	40,000	8.0	\$3,000,000
12	DIAMOND INDUSTRIES Ottumwa	Lumber & Wood Products	May	15	36,000	7.5	\$ 450,000 (Estimate)
	Accumulative Total:		May	551	169,900	38.5	\$12,050,000

*NOTES EXISTING FACILITY--FIGURE NOT INCLUDED IN ACCUMULATIVE TOTAL

WORKS EXISTING FACILITY--FIGURE NOT INCLUDED IN ACCUMULATIVE TOTAL

ACCUMULATIVE TOTAL:							
13	GREAT PLAINS SUPPLY COMPANY Estherville	Lumber & Wood Products	June	7	4,224	2.0	\$ 100,000
14	NOVELTY MACHINE AND SUPPLY COMPANY Mason City	Motor Freight Transportation & Warehousing	June	5	4,500	4.0	\$ 120,000
	Accumulative Total:		June	563	178,624	44.5	\$12,270,000
15	MEADER COMPANY Atlantic	Motor Freight Transportation & Warehousing	July	15	12,000	4.0	\$ 200,000
	Accumulative Total:		July	578	190,624	48.5	\$12,470,000
16	GEORGE A. HORMEL COMPANY Davenport	Food & Kindred Products	Aug.	100	110,000	31.0	\$10,000,000
17	DODGER MANUFACTURING COMPANY Eagle Grove	Apparel & Other Finished Products	Aug.	50	15,000	2.0	\$ 400,000
	Accumulative Total:		Aug.	728	315,624	81.5	\$22,870,000
18	CENTURY ENGINEERING CORPORATION Ankeny	Machinery, Except Electrical	Sept.	3	8,000*	---	\$ 25,000
19	MACMILLAN OIL COMPANY Council Bluffs	Motor Freight Transportation & Warehousing	Sept.	25	15,000	16.0	\$2,500,000

*NOTES EXISTING FACILITY--FIGURE NOT INCLUDED IN ACCUMULATIVE TOTAL

THE ABOVE AND FIGURES SHOWING COMPLETION OF WORKS ANNOUNCED

ALL FACTS AND FIGURES REMAIN CONFIDENTIAL UNLESS PUBLICLY ANNOUNCED

Branch Plants--National Corporations Locating Within State					1977 Report		
No.	Name of Company	Type of Industry	Date	Prob. Empl.	Square Footage	Acres of Land	Investment
13	GREAT PLAINS SUPPLY COMPANY Estherville	Lumber & Wood Products	June	7	4,224	2.0	\$ 100,000
14	NOVELTY MACHINE AND SUPPLY COMPANY Mason City	Motor Freight Transportation & Warehousing	June	5	4,500	4.0	\$ 120,000
	Accumulative Total:		June	563	178,624	44.5	\$12,270,000
15	MEADER COMPANY Atlantic	Motor Freight Transportation & Warehousing	July	15	12,000	4.0	\$ 200,000
	Accumulative Total:		July	578	190,624	48.5	\$12,470,000
16	GEORGE A. HORMEL COMPANY Davenport	Food & Kindred Products	Aug.	100	110,000	31.0	\$10,000,000
17	DODGER MANUFACTURING COMPANY Eagle Grove	Apparel & Other Finished Products	Aug.	50	15,000	2.0	\$ 400,000
	Accumulative Total:		Aug.	728	315,624	81.5	\$22,870,000
18	CENTURY ENGINEERING CORPORATION Ankeny	Machinery, Except Electrical	Sept.	3	8,000*	---	\$ 25,000
19	MACMILLAN OIL COMPANY Council Bluffs	Motor Freight Transportation & Warehousing	Sept.	25	15,000	16.0	\$2,500,000

*NOTES EXISTING FACILITY--FIGURE NOT INCLUDED IN ACCUMULATIVE TOTAL

ALL FACTS AND FIGURES REMAIN CONFIDENTIAL UNLESS PUBLICLY ANNOUNCED

*NOTES EXISTING FACILITY--FIGURE NOT INCLUDED IN ACCUMULATIVE TOTAL

THESE FIGURES ARE NOT TO BE USED FOR ANY OTHER PURPOSES THAN FOR THE PURPOSES FOR WHICH THEY WERE PREPARED.

No.	Name of Company	Type of Industry	Date	Prob. Empl.	Square Footage	Acres of Land	Investment
1	CENTRAL FENCE & SUPPLY COMPANY Ankeny	Motor Freight Transportation & Warehousing	Dec.	5	6,300	2.0	\$ 100,000
2	NESTAWAY DIVISION (Bliss & Laughlin Ind.) Chariton	Fabricated Metal Products	Dec.	50	50,000	10.0	\$2,000,000
	Accumulative Total:		Dec.	55	56,300	12.0	\$2,100,000
	Accumulative Total:		Jan.	55	56,300	12.0	\$2,100,000
	Accumulative Total:		Feb.	55	56,300	12.0	\$2,100,000
3	BUNN-O-MATIC COMPANY Creston	Electrical Machinery, Equipment & Supplies	Mar.	100	77,824*	---	\$1,000,000 (Estimate)
4	ROCKWELL INTERNATIONAL-- COLLINS AVIONICS DIVISION Manchester	Electrical Machinery, Equipment & Supplies	Mar.	50	7,000*	---	\$ 50,000 (Estimate)
	Accumulative Total:		Mar.	205	56,300	12.0	\$3,150,000
5	UNITED SUPPLIERS, INC. Dyersville	Food & Kindred Products	April	10	12,000	7.0	\$1,500,000

ALL FACTS AND FIGURES REMAIN CONFIDENTIAL UNLESS PUBLICLY ANNOUNCED

Branch Plants--National Corporations Locating Within State

				1977 Report			
No.	Name of Company	Type of Industry	Date	Prob. Empl.	Square Footage	Acres of Land	Investment
1	CENTRAL FENCE & SUPPLY COMPANY Ankeny	Motor Freight Transportation & Warehousing	Dec.	5	6,300	2.0	\$ 100,000
2	NESTAWAY DIVISION (Bliss & Laughlin Ind.) Chariton	Fabricated Metal Products	Dec.	50	50,000	10.0	\$2,000,000
	Accumulative Total:		Dec.	55	56,300	12.0	\$2,100,000
	Accumulative Total:		Jan.	55	56,300	12.0	\$2,100,000
	Accumulative Total:		Feb.	55	56,300	12.0	\$2,100,000
3	BUNN-O-MATIC COMPANY Creston	Electrical Machinery, Equipment & Supplies	Mar.	100	77,824*	---	\$1,000,000 (Estimate)
4	ROCKWELL INTERNATIONAL-- COLLINS AVIONICS DIVISION Manchester	Electrical Machinery, Equipment & Supplies	Mar.	50	7,000*	---	\$ 50,000 (Estimate)
	Accumulative Total:		Mar.	205	56,300	12.0	\$3,150,000
5	UNITED SUPPLIERS, INC. Dyersville	Food & Kindred Products	April	10	12,000	7.0	\$1,500,000

*NOTES EXISTING FACILITY--FIGURE NOT INCLUDED IN ACCUMULATIVE TOTAL

ALL FACTS AND FIGURES REMAIN CONFIDENTIAL UNLESS PUBLICLY ANNOUNCED

Branch Plants--National Corporations Locating Within State					1977 Report		
No.	Name of Company	Type of Industry	Date	Prob. Empl.	Square Footage	Acres of Land	Investment
6	LUCAS PRODUCTS, INC. Lucas	Electrical Machinery, Equipment & Supplies	April	100	20,000	4.0	\$ 250,000
7	GLENCOE MILLS, INC. Marion	Food & Kindred Products	April	6	5,600	---	\$ 200,000
8	CONTINENTAL HOXIE West Des Moines	Motor Freight Transpor- tation & Warehousing	April	15	79,000*	---	\$1,500,000
	Accumulative Total:		April	336	93,900	23.0	\$6,600,000
9	ATLANTIC MANUFACTURING Atlantic	Fabricated Metal Products	May	80	50,000*	---	\$1,000,000
10	GATES RUBBER COMPANY Boone	Rubber & Miscellaneous Plastics Products	May	50	30,900*	---	\$1,000,000
11	CRESLINE PLASTIC PIPE COMPANY Council Bluffs	Rubber & Miscellaneous Plastics Products	May	70	40,000	8.0	\$3,000,000
12	DIAMOND INDUSTRIES Ottumwa	Lumber & Wood Products	May	15	36,000	7.5	\$ 450,000 (Estimate)
	Accumulative Total:		May	551	169,900	38.5	\$12,050,000

*NOTES EXISTING FACILITY--FIGURE NOT INCLUDED IN ACCUMULATIVE TOTAL

NOTES EXISTING FACILITY--FIGURE NOT INCLUDED IN ACCUMULATIVE TOTAL

No.	Name of Company	Type of Industry	Date	Prob. Empl.	Square Footage	Acres of Land	Investment
13	GREAT PLAINS SUPPLY COMPANY Estherville	Lumber & Wood Products	June	7	4,224	2.0	\$ 100,000
14	NOVELTY MACHINE AND SUPPLY COMPANY Mason City	Motor Freight Transportation & Warehousing	June	5	4,500	4.0	\$ 120,000
	Accumulative Total:		June	563	178,624	44.5	\$12,270,000
15	MEADER COMPANY Atlantic	Motor Freight Transportation & Warehousing	July	15	12,000	4.0	\$ 200,000
	Accumulative Total:		July	578	190,624	48.5	\$12,470,000
16	GEORGE A. HORMEL COMPANY Davenport	Food & Kindred Products	Aug.	100	110,000	31.0	\$10,000,000
17	DODGER MANUFACTURING COMPANY Eagle Grove	Apparel & Other Finished Products	Aug.	50	15,000	2.0	\$ 400,000
	Accumulative Total:		Aug.	728	315,624	81.5	\$22,870,000
18	CENTURY ENGINEERING CORPORATION Ankeny	Machinery, Except Electrical	Sept.	3	8,000*	---	\$ 25,000
19	MACMILLAN OIL COMPANY Council Bluffs	Motor Freight Transportation & Warehousing	Sept.	25	15,000	16.0	\$2,500,000

*NOTES EXISTING FACILITY--FIGURE NOT INCLUDED IN ACCUMULATIVE TOTAL

NOTES: EXISTING FACILITY--FIGURE NOT INCLUDED IN ACCUMULATIVE TOTAL

13	COLLINS AVIONICS GROUP-ROCKWELL INTERNATIONAL Anamosa	Electrical Machinery, Equipment & Supplies	Sept.	32	12,000	18.7	\$5,750,000
14	HEATILATOR DIVISION, VEGA INDUSTRIES, INC. Centerville	Fabricated Metal Products	Oct.	3	9,000*	---	\$ 22,400
15	COLLINS AVIONICS GROUP-ROCKWELL INTERNATIONAL Decorah	Electrical Machinery, Equipment & Supplies	Oct.	156	11,250	23.2	\$55,810,000
16	LAMONI PRODUCTS COMPANY Lamoni	Electrical Machinery, Equipment & Supplies	Oct.	20	12,000	4.5	\$ 500,000
17	COLLINS AVIONICS GROUP-ROCKWELL INTERNATIONAL Mason City	Electrical Machinery, Equipment & Supplies	Oct.	100	40,000*	23.4	\$1,000,000
18	HELLER'S CARBONIC, INC. Webster City	Chemicals & Allied Products	Oct.	12	10,000	3.0	\$ 300,000
19	FS SERVICES Williams	Food & Kindred Products	Oct.	19	92,000	42.0	\$3,250,000
20	COLLINS AVIONICS GROUP-ROCKWELL INTERNATIONAL Anamosa	Electrical Machinery, Equipment & Supplies	Oct.	90	20,000*	---	\$1,450,000
21	HEATILATOR DIVISION, VEGA INDUSTRIES, INC. Centerville	Fabricated Metal Products	Oct.	300	75,000	25.0	\$2,300,000
22	COLLINS AVIONICS GROUP-ROCKWELL INTERNATIONAL Decorah	Electrical Machinery, Equipment & Supplies	Oct.	150	7,500	2.5	\$ 500,000
23	LAMONI PRODUCTS COMPANY Lamoni	Electrical Machinery, Equipment & Supplies	Oct.	90	25,000	4.5	\$ 500,000
24	COLLINS AVIONICS GROUP-ROCKWELL INTERNATIONAL Mason City	Electrical Machinery, Equipment & Supplies	Oct.	300	42,000*	---	\$1,000,000
25	HELLER'S CARBONIC, INC. Webster City	Chemicals & Allied Products	Oct.	12	10,000	3.0	\$ 300,000
26	FS SERVICES Williams	Food & Kindred Products	Oct.	19	92,000	42.0	\$3,250,000

*NOTES EXISTING FACILITY--FIGURE NOT INCLUDED IN ACCUMULATIVE TOTAL

ALL FACTS AND FIGURES REMAIN CONFIDENTIAL UNLESS PUBLICLY ANNOUNCED

Branch Plants--National Corporations Locating Within State					1977 Report		
No.	Name of Company	Type of Industry	Date	Prob. Empl.	Square Footage	Acres of Land	Investment
Accumulative Total:			Sept.	756	330,624	97.5	\$25,395,000
20	COLLINS AVIONICS GROUP-ROCKWELL INTERNATIONAL Anamosa	Electrical Machinery, Equipment & Supplies	Oct.	90	20,000*	---	\$1,450,000
21	HEATILATOR DIVISION, VEGA INDUSTRIES, INC. Centerville	Fabricated Metal Products	Oct.	300	75,000	25.0	\$2,300,000
22	COLLINS AVIONICS GROUP-ROCKWELL INTERNATIONAL Decorah	Electrical Machinery, Equipment & Supplies	Oct.	150	7,500	2.5	\$ 500,000
23	LAMONI PRODUCTS COMPANY Lamoni	Electrical Machinery, Equipment & Supplies	Oct.	90	25,000	4.5	\$ 500,000
24	COLLINS AVIONICS GROUP-ROCKWELL INTERNATIONAL Mason City	Electrical Machinery, Equipment & Supplies	Oct.	300	42,000*	---	\$1,000,000
25	HELLER'S CARBONIC, INC. Webster City	Chemicals & Allied Products	Oct.	12	10,000	3.0	\$ 300,000
26	FS SERVICES Williams	Food & Kindred Products	Oct.	19	92,000	42.0	\$3,250,000

WILSON FOODS CORPORATION

27	WILSON FOODS CORPORATION	Food & Kindred Products	Nov.	7	7,200	2.0	\$ 300,000
28	WILSON FOODS CORPORATION	Food & Kindred Products	Nov.	---	50,000*	18.0	\$ 250,000
29	THE ASPEN CORPORATION	Motor Freight Transportation & Warehousing	Nov.	30	219,500	13.0	\$ 2,500,000
30	CARPENTER PAPER COMPANY	Motor Freight Transportation & Warehousing	Nov.	17	32,000	1.0	\$ 500,000
31	MUELLER LUMBER COMPANY	Lumber & Wood Products	Nov.	25	19,000	20.0	\$ 500,000
32	MERSCHMAN SEED & FERTILIZER, INC.	Chemicals & Allied Products	Nov.	20	2,400 15,600*	6.0	\$ 650,000
33	GAMBLE-SKOGMO	Motor Freight Transportation & Warehousing	Nov.	40	23,500	2.0	\$ 500,000
34	STANDARD BEARING CO.	Motor Freight Transportation & Warehousing	Nov.	10	10,000	3.0	\$ 250,000
Accumulative Total:				Oct.	1,717	540,124	174.50
							\$34,695,000

ALL FACTS AND FIGURES REMAIN CONFIDENTIAL UNLESS PUBLICLY ANNOUNCED

Branch Plants--National Corporations Locating Within State						1977 Report	
No.	Name of Company	Type of Industry	Date	Prob. Empl.	Square Footage	Acres of Land	Investment
Accumulative Total:			Oct.	1,717	540,124	174.50	\$34,695,000
27	DOMS PIPELINE CORPORATION Charles City	Motor Freight Transportation & Warehousing	Nov.	7	7,200	2.0	\$ 300,000
28	WILSON FOODS CORPORATION Clarinda	Food & Kindred Products	Nov.	---	50,000*	18.0	\$ 250,000
29	THE ASPEN CORPORATION Davenport	Motor Freight Transportation & Warehousing	Nov.	30	219,500	13.0	\$ 2,500,000
30	CARPENTER PAPER COMPANY Davenport	Motor Freight Transportation & Warehousing	Nov.	17	32,000	1.0	\$ 500,000
31	MUELLER LUMBER COMPANY Eldridge	Lumber & Wood Products	Nov.	25	19,000	20.0	\$ 500,000
32	MERSCHMAN SEED & FERTILIZER, INC. Fort Madison	Chemicals & Allied Products	Nov.	20	2,400 15,600*	6.0	\$ 650,000
33	GAMBLE-SKOGMO Mason City	Motor Freight Transportation & Warehousing	Nov.	40	23,500	2.0	\$ 500,000
34	STANDARD BEARING CO. Mason City	Motor Freight Transportation & Warehousing	Nov.	10	10,000	3.0	\$ 250,000

*NOTES EXISTING FACILITY--FIGURE NOT INCLUDED IN ACCUMULATIVE TOTAL

NOTES: EXISTING FACILITY--FIGURE NOT INCLUDED IN ACCUMULATIVE TOTAL

35	CARTERSVILLE ELEVATOR INC. Nora Springs	Motor Freight Transportation & Warehousing	Nov.	4	---	14.0	\$ 250,000
36	WICKES BUILDING Primghar	Lumber & Wood Products	Nov.	8	1,500	1.0	\$ 20,000
37	SCHWAN'S ENTERPRISES, INC. Spencer	Food & Kindred Products	Nov.	3	3,000	2.0	\$ 85,000
Accululative Total:			Nov.	1,881	858,224	256.50	\$40,500,000

ALL FACTS AND FIGURES REMAIN CONFIDENTIAL UNLESS PUBLICLY ANNOUNCED

Branch Plants--National Corporations Locating Within State							1977 Report
No.	Name of Company	Type of Industry	Date	Prob. Empl.	Square Footage	Acres of Land	Investment
35	CARTERSVILLE ELEVATOR INC. Nora Springs	Motor Freight Transportation & Warehousing	Nov.	4	---	14.0	\$ 250,000
36	WICKES BUILDING Primghar	Lumber & Wood Products	Nov.	8	1,500	1.0	\$ 20,000
37	SCHWAN'S ENTERPRISES, INC. Spencer	Food & Kindred Products	Nov.	3	3,000	2.0	\$ 85,000
Accululative Total:			Nov.	1,881	858,224	256.50	\$40,500,000

*NOTES EXISTING FACILITY--FIGURE NOT INCLUDED IN ACCUMULATIVE TOTAL

NOTES: EXISTING FACILITY--FIGURE NOT INCLUDED IN ACCUMULATIVE TOTAL

ALL FACTS AND FIGURES REMAIN CONFIDENTIAL UNLESS PUBLICLY ANNOUNCED

Expansions--Existing Industry That is Making Employment and Capital Investment						1977 Report	
No.	Name of Company	Type of Industry	Date	Prob. Empl.	Square Footage	Acres of Land	Investment
1	CATERPILLAR TRACTOR COMPANY Davenport	Machinery, Except Electrical	Dec.	350	291,000	---	\$9,000,000
2	FIRESTONE TIRE & RUBBER COMPANY Des Moines	Rubber & Miscellaneous Plastic Products	Dec.	100	450,000*	---	\$2,500,000
3	DODGER MANUFACTURING COMPANY Eldora	Apparel & Other Finished Products	Dec.	80	23,000	---	\$ 300,000
4	ROCKWELL INTERNATIONAL Fairfield	Transportation Equipment	Dec.	85	52,000	---	\$3,100,000
5	VOGEL POPCORN COMPANY Hamburg	Food & Kindred Products	Dec.	---	7,200	1.0	\$ 125,000
6	DANBOM'S LAKESIDE ENGINEERING, INC. Milford	Fabricated Metal Products	Dec.	20	10,000	---	\$ 120,000
7	MOTOROLA INC. (Communications Division) Mt. Pleasant	Electrical Machinery, Equipment & Supplies	Dec.	100	6,200	---	\$ 200,000
8	NORTHWEST CONCRETE PRODUCTS Storm Lake	Stone, Clay, Glass & Concrete Products	Dec.	9	4,000	---	\$ 100,000

*NOTES EXISTING FACILITY--FIGURE NOT INCLUDED IN ACCUMULATIVE TOTAL

ALL FACTS AND FIGURES REMAIN CONFIDENTIAL UNLESS PUBLICLY ANNOUNCED

Expansions--Existing Industry That is Making Employment and Capital Investment						1977 Report	
No.	Name of Company	Type of Industry	Date	Prob. Empl.	Square Footage	Acres of Land	Investment
9	DEERE & COMPANY Waterloo	Machinery, Except Electrical	Dec.	---	---	---	\$50,000,000
	Accumulative Total:		Dec.	744	393,400	1.0	\$65,445,000
10	AMERICAN BUILDINGS COMPANY Atlantic	Fabricated Metal Products	Jan.	12	10,000	---	\$ 150,000
11	ATLANTIC STEEL CORPORATION Atlantic	Fabricated Metal Products	Jan.	60	18,000	---	\$ 325,000
12	J. D. MOTT, INC. Clinton	Motor Freight Transporta- tion & Warehousing	Jan.	2	16,000	2.0	\$ 200,000
13	FAIRFIELD ENGINEERING & MANUFACTURING COMPANY Fairfield	Fabricated Metal Products	Jan.	0	6,800	---	\$ 125,000
14	GREAT PLAINS SUPPLY COMPANY Harlan	Lumber & Wood Products	Jan.	7	14,000	5.0	\$ 175,000
15	SCHULD MANUFACTURING COMPANY Iowa Falls	Fabricated Metal Products	Jan.	20	18,400	---	\$ 275,000
	Accumulative Total:		Jan.	845	476,600	8.0	\$66,695,000
	Accumulative Total:		Feb.	845	476,600	8.0	\$66,695,000

*NOTES EXISTING FACILITY--FIGURE NOT INCLUDED IN ACCUMULATIVE TOTAL

ALL FACTS AND FIGURES REMAIN CONFIDENTIAL UNLESS PUBLICLY ANNOUNCED

Expansions--Existing Industry That is Making Employment and Capital Investment							1977 Report
No.	Name of Company	Type of Industry	Date	Prob. Empl.	Square Footage	Acres of Land	Investment
16	TERMINAL ICE & COLD STORAGE CO. Bettendorf	Food and Kindred Products	Mar.	15	168,000	---	\$3,500,000
17	WEAVER READY MIX Jewell	Stone, Clay, Glass & Concrete Products	Mar.	---	6,000	---	\$ 90,000
18	CARGILL, INC. Mt. Pleasant	Food & Kindred Products	Mar.	14	15,000	---	\$ 900,000
19	KIND & KNOX GELATIN, INC. Sioux City	Food & Kindred Products	Mar.	40	85,000	---	\$10,400,000
	Accumulative Total:		Mar.	914	750,600	8.0	\$81,585,000
20	KNESS MANUFACTURING COMPANY, INC. Albia	Fabricated Metal Products	Apr.	---	12,000	---	\$ 100,000
21	SANDLER-BILT HOMES Boone	Lumber & Wood Products	Apr.	50	37,500 6,000*	3.0	\$ 400,000
22	DIAMOND VOGEL PAINT COMPANY Burlington	Chemicals & Allied Products	Apr.	---	10,000*	---	\$ 500,000

*NOTES EXISTING FACILITY--FIGURE NOT INCLUDED IN ACCUMULATIVE TOTAL

ALL FACTS AND FIGURES REMAIN CONFIDENTIAL UNLESS PUBLICLY ANNOUNCED

Expansions--Existing Industry That is Making Employment and Capital Investment						1977 Report	
No.	Name of Company	Type of Industry	Date	Prob. Empl.	Square Footage	Acres of Land	Investment
23	GENERAL ELECTRIC Carroll	Electrical Machinery, Equipment & Supplies	Apr.	150	---	---	\$ 150,000
24	HARNISCHFEGER Cedar Rapids	Machinery, Except Electrical	Apr.	150	100,000	---	\$7,500,000
25	FARMERS CO-OP GRAIN & SEED COMPANY Lamoni	Food & Kindred Products	Apr.	---	---	---	\$ 420,000
26	GUS PECH MANUFACTURING CO., INC. Le Mars	Machinery, Except Electrical	Apr.	10	30,000	---	\$ 500,000
27	UNIVERSAL RUNDLE CORPORATION Ottumwa	Stone, Clay, Glass & Concrete Products	Apr.	25	50,000	7.0	\$ 300,000
28	VAN GORP CORPORATION Pella	Machinery, Except Electrical	Apr.	60	34,500	---	\$ 600,000
29	KOOIMA MANUFACTURING DIV. (HAYES-ALLISON CORPORATION) Rock Valley	Fabricated Metal Products	Apr.	100	---	---	\$1,200,000
30	SUPERIOR MANUFACTURING Spencer	Machinery, Except Electrical	Apr.	20	4,750	---	\$ 100,000

*NOTES EXISTING FACILITY--FIGURE NOT INCLUDED IN ACCUMULATIVE TOTAL

ALL FACTS AND FIGURES REMAIN CONFIDENTIAL UNLESS PUBLICLY ANNOUNCED

Expansions--Existing Industry That is Making Employment and Capital Investment						1977 Report	
No.	Name of Company	Type of Industry	Date	Prob. Empl.	Square Footage	Acres of Land	Investment
31	DEERE & COMPANY Waterloo	Machinery, Except Electrical	Apr.	75	143,000*	---	\$1,000,000
	Accumulative Total:		Apr.	1,554	1,019,350	18.0	\$94,355,000
32	WAUSAU HOMES INC. Ottumwa	Lumber & Wood Products	May	30	---	---	\$ 150,000
33	MCCLEERY--CUMMING COMPANY Washington	Printing, Publishing, & Allied Industries	May	5	36,000	---	\$ 650,000
	Accumulative Total:		May	1,589	1,055,350	18.0	\$95,155,000
34	SUN ELECTRIC COMPANY Davenport	Electrical Machinery, Equipment & Supplies	June	3	6,000	2.0	\$ 175,000
35	MACMILLAN OIL COMPANY, INC. Des Moines	Motor Freight Transportation & Warehousing	June	5	---	40.0	\$1,000,000
36	EVERCO INDUSTRIES Ottumwa	Transportation Equipment	June	100	50,000	---	\$1,750,000 (Estimate)
37	ICON Industries (Sub. S.A.I.) Mt. Pleasant	Chemicals & Allied Products	June	60	30,000	22.0	\$1,000,000
38	EATON CORPORATION--FLUID POWER DIVISION Spencer	Transportation Equipment	June	250	125,000	---	\$18,000,000 (Confidential)

*NOTES EXISTING FACILITY--FIGURE NOT INCLUDED IN ACCUMULATIVE TOTAL

ALL FACTS AND FIGURES REMAIN CONFIDENTIAL UNLESS PUBLICLY ANNOUNCED

Expansions--Existing Industry That is Making Employment and Capital Investment						1977 Report	
No.	Name of Company	Type of Industry	Date	Prob. Empl.	Square Footage	Acres of Land	Investment
Accumulative Total:			June	2,007	1,266,350	82.0	\$117,080,000
39	CUSTOM FABRICATORS, INC. Ankeny	Fabricated Metal Products	July	10	11,000	---	\$ 270,000
40	BENCO, INC. Belle Plaine	Transportation Equipment	July	50	20,000	---	\$ 250,000
41	CRANE & MONORAIL SYSTEMS DIVISION OF ACCO Fairfield	Machinery, Except Electrical	July	10	---	---	\$1,600,000
42	UNIVERSAL BUILDING AND SALES Garner	Transportation Equipment	July	6	10,080	---	\$ 125,000
Accumulative Total:			July	2,083	1,307,430	82.0	\$119,325,000
43	CHAMBERLAIN MANUFACTURING CORP. (Albia Division) Albia	Fabricated Metal Products	Aug.	100	25,740*	---	\$ 300,000
44	CATERPILLAR TRACTOR COMPANY Bettendorf	Transportation Equipment	Aug.	150	50,000	---	\$1,650,000
45	RALSTON PURINA Davenport	Food & Kindred Products	Aug.	75	160,000	---	\$5,000,000

*NOTES EXISTING FACILITY--FIGURE NOT INCLUDED IN ACCUMULATIVE TOTAL

ALL FACTS AND FIGURES REMAIN CONFIDENTIAL UNLESS PUBLICLY ANNOUNCED

Expansions--Existing Industry That is Making Employment and Capital Investment							1977 Report
No.	Name of Company	Type of Industry	Date	Prob. Empl.	Square Footage	Acres of Land	Investment
46	TERRA CHEMICALS, INC. Sioux City	Chemicals & Allied Products	Aug.	4	---	---	\$6,200,000
47	VAN LADDER, INC. Spencer	Transportation Equipment	Aug.	7	10,000	---	\$ 300,000
	Accumulative Total:		Aug.	2,419	1,527,430	82.0	\$132,775,000
48	K & K DISTRIBUTING Council Bluffs	Motor Freight Transportation & Warehousing	Sept.	20	10,000	2.0	\$ 275,000
49	JOHN DEERE WATERLOO TRACTOR WORKS Waterloo	Machinery, Except Electrical	Sept.	2,500	990,000	---	\$120,000,000
	Accumulative Total:		Sept.	4,939	2,527,430	84.0	\$253,050,000
50	ADAIR FEED & GRAIN Adair	Motor Freight Transportation & Warehousing	Oct.	3	---	---	\$ 500,000
51	COLLINS AVIONICS GROUP- ROCKWELL INTERNATIONAL Cedar Rapids	Electrical Machinery, Equipment & Supplies	Oct.	600	110,000	---	\$4,000,000

*NOTES EXISTING FACILITY--FIGURE NOT INCLUDED IN ACCUMULATIVE TOTAL

ALL FACTS AND FIGURES REMAIN CONFIDENTIAL UNLESS PUBLICLY ANNOUNCED

Expansions--Existing Industry That is Making Employment and Capital Investment					1977 Report		
No.	Name of Company	Type of Industry	Date	Prob. Empl.	Square Footage	Acres of Land	Investment
52	CARDINAL INSULATED GLASS COMPANY Greenfield	Stone, Clay, Glass & Concrete Products	Oct.	15	15,000	---	\$ 120,000
53	NORTHWEST BODIES INC. Manson	Stone, Clay, Glass & Concrete Products	Oct.	10	12,000	---	\$ 130,000
54	ARMOUR & COMPANY Mason City	Food & Kindred Products	Oct.	125	68,500	---	\$14,000,000
55	STYLE-CRAFT, INC. Milford	Furniture & Fixtures	Oct.	2	6,000	---	\$ 75,000
56	HEATILATOR, VEGA INDUSTRIES, INC. Mt. Pleasant	Fabricated Metal Products	Oct.	150	30,000	---	\$ 700,000
57	OSKALOOSA ENGINEERING AND MANUFACTURING Oskaloosa	Machinery, Except Electrical	Oct.	4	4,750	---	\$ 85,000
58	PIERSON SEED PRODUCERS, INC. Oskaloosa	Food & Kindred Products	Oct.	0	9,600	---	\$ 175,000
59	QUAD-COUNTY GRAIN, INC. Oskaloosa	Motor Freight Transpor- tation & Warehousing	Oct.	1	---	---	\$ 550,000
Accumulative Total:			Oct.	5,849	2,783,280	84.0	\$273,385,000

*NOTES EXISTING FACILITY--FIGURE NOT INCLUDED IN ACCUMULATIVE TOTAL

ALL FACTS AND FIGURES REMAIN CONFIDENTIAL UNLESS PUBLICLY ANNOUNCED

Expansions--Existing Industry That is Making Employment and Capital Investment							1977 Report
No.	Name of Company	Type of Industry	Date	Prob. Empl.	Square Footage	Acres of Land	Investment
60	FARMERS MUTUAL CO-OP CO. Alton	Lumber & Wood Products	Nov.	1	12,400	---	\$ 200,000
61	SYSTEMS DIVISION OF STRUTHERS-DUNN INC. Bettendorf	Electrical Machinery, Equipment & Supplies	Nov.	100	20,000	---	\$ 500,000
62	GENERAL ELECTRIC Carroll	Electrical Machinery, Equipment & Supplies	Nov.	50	36,000	---	\$ 600,000
63	CORN SWEETENERS INC. Cedar Rapids	Food & Kindred Products	Nov.	20	11,444	---	\$ 700,000
64	THE QUAKER OATS COMPANY Cedar Rapids	Food & Kindred Products	Nov.	30	---	---	\$ 150,000 (Estimate)
65	GENERAL MILLS INC. Cedar Rapids	Food & Kindred Products	Nov.	15	3,500	---	\$ 375,000
66	UNION CARBIDE Centerville	Rubber & Miscellaneous Plastic Products	Nov.	100	60,000	---	\$ 4,000,000
67	CUSTOM-PAK, INC. Clinton	Stone, Clay, Glass & Concrete Products	Nov.	45	10,000	---	\$ 175,000
68	NICHOLS-HOMESHIELD, INC. Davenport	Fabricated Metal Products	Nov.	35	60,000	---	\$ 1,500,000

*NOTES EXISTING FACILITY--FIGURE NOT INCLUDED IN ACCUMULATIVE TOTAL

ALL FACTS AND FIGURES REMAIN CONFIDENTIAL UNLESS PUBLICLY ANNOUNCED

Expansions--Existing Industry That is Making Employment and Capital Investment							1977 Report
No.	Name of Company	Type Of Industry	Date	Prob. Empl.	Square Footage	Acres Of Land	Investment
69	FARMLAND INDUSTRIES Des Moines	Motor Freight Transportation & Warehousing	Nov.	3	50,000	---	\$ 800,000
70	HOFCO(HOCKENBERGS) Des Moines	Motor Freight Transportation & Warehousing	Nov.	10	23,000	---	\$ 475,000
71	HUTTIG SASH & DOOR Des Moines	Lumber & Wood Products	Nov.	15	88,000	6.5	\$1,350,000
72	DEERE & COMPANY Dubuque	Machinery, Except Electrical	Nov.	75	18,800*	---	\$ 375,000
73	FLEXSTEEL INDUSTRIES Dubuque	Furniture & Fixtures	Nov.	115	2,040*	---	\$ 215,000
74	KLAUER MANUFACTURING Dubuque	Machinery, Except Electrical	Nov.	8	10,000*	---	\$ 475,000
75	KOCH REFINING CO. Dubuque	Motor Freight Transportation & Warehousing	Nov.	5	---	---	\$2,000,000
76	ROCK ISLAND MILLWORK Dubuque	Lumber & Wood Products	Nov.	5	15,000*	---	\$ 300,000
77	WELU PRINTING Dubuque	Printing, Publishing & Allied Industries	Nov.	2	4,250	.5	\$ 140,000

*NOTES EXISTING FACILITY--FIGURE NOT INCLUDED IN ACCUMULATIVE TOTAL

WISCONSIN DEPARTMENT OF REVENUE

No.	Name of Company	Type of Industry	Date	Prob. Empl.	Square Footage	Acres Of Land	Investment
78	UNITED STATES GYPSUM COMPANY Ft. Dodge	Stone, Clay, Glass & Concrete Products	Nov.	---	---	---	\$ 1,000,000
79	ARMOUR-DIAL CO. Ft. Madison	Food & Kindred Products	Nov.	10	---	---	\$ 3,000,000
80	E. I. DUPONT De NEMOURS & CO. Ft. Madison	Chemicals & Allied Products	Nov.	25	37,000*	---	\$ 1,200,000
81	GLEASON CORP. Ft. Madison	Fabricated Metal Products	Nov.	15	90,000	4.0	\$ 1,800,000
82	FIRST MISS INC. Ft. Madison	Chemicals & Allied Products	Nov.	---	---	---	\$ 1,600,000
83	LARSON MANUFACTURING Lake Mills	Fabricated Metal Products	Nov.	15	8,000	5.0	\$ 100,000
84	CRESTLINE OF IOWA Leon	Lumber & Wood Products	Nov.	25	20,000	---	\$ 285,000
85	HARKER'S WHOLESALE MEAT, INC. LeMars	Food & Kindred Products	Nov.	5	8,000	---	\$ 200,000
86	GENERAL THERMO INC. Maquoketa	Transportation Equipment	Nov.	40	17,000	---	\$ 250,000

*NOTES EXISTING FACILITY--FIGURE NOT INCLUDED IN ACCUMULATIVE TOTAL

ALL FACTS AND FIGURES REMAIN CONFIDENTIAL UNLESS PUBLICLY ANNOUNCED

Expansions--Existing Industry That is Making Employment and Capital Investment						1977 Report	
No.	Name of Company	Type of Industry	Date	Prob. Empl.	Square Footage	Acres of Land	Investment
87	AER-VAC Mason City	Machinery, Except Electrical	Nov.	6	20,000*	---	\$ 110,000
88	ALEXANDER MANUFACTURING COMPANY Mason City	Electrical Machinery, Equipment & Supplies	Nov.	5	11,000	---	\$ 200,000
89	ANDREWS CONCRETE Mason City	Stone, Clay, Glass & Concrete Products	Nov.	---	25,000	---	\$ 140,000
90	ARTIFICIAL ICE COMPANY Mason City	Chemicals & Allied Products	Nov.	---	3,800	---	\$ 85,000
91	CULVER-HAHN ELECTRIC SUPPLY INC. Mason City	Motor Freight Transportation & Warehousing	Nov.	4	6,000	.5	\$ 110,000
92	DAVID MANUFACTURING COMPANY Mason City	Machinery, Except Electrical	Nov.	40	32,000	---	\$ 400,000
93	LEHIGH PORTLAND CEMENT COMPANY Mason City	Stone, Clay, Glass & Concrete Products	Nov.	10	---	165.0	\$12,000,000
94	NORTHWESTERN STATES PORTLAND CEMENT COMPANY Mason City	Stone, Clay, Glass & Concrete Products	Nov.	---	---	---	\$ 3,000,000
95	MITCHELL ENGINEERING CO. Mt. Pleasant	Fabricated Metal Products	Nov.	35	20,000	40.0	\$ 300,000

*NOTES EXISTING FACILITY--FIGURE NOT INCLUDED IN ACCUMULATIVE TOTAL

ALL FACTS AND FIGURES REMAIN CONFIDENTIAL UNLESS PUBLICLY ANNOUNCED

Expansions--Existing Industry That is Making Employment and Capital Investment							1977 Report
No.	Name of Company	Type of Industry	Date	Prob. Empl.	Square Footage	Acres of Land	Investment
96	CARVER PUMP COMPANY Muscatine	Machinery, Except Electrical	Nov.	50	60,000*	10.5	\$ 3,000,000
97	RALSTON-PURINA Oelwein	Food & Kindred Products	Nov.	---	10,000	---	\$ 80,000
98	DeGROOT INSULATION INC. Orange City	Chemicals & Allied Products	Nov.	20	14,400	5.5	\$ 200,000 (Estimate)
99	LIN-DEN Ottumwa	Machinery, Except Electrical	Nov.	40	10,000*	2.0	\$ 125,000
100	SIMONSEN MILL Oyens	Food & Kindred Products	Nov.	4	5,000	---	\$ 150,000
101	THOMAS D. MURPHY COMPANY Red Oak	Printing, Publishing & Allied Industries	Nov.	35	20,700	---	\$ 300,000
102	ASSOCIATED MILK PRODUCERS INC. Sanborn	Food & Kindred Products	Nov.	---	---	---	\$ 100,000
103	ERCO, INC. Shenandoah	Electrical Machinery, Equipment & Supplies	Nov.	23	2,520	---	\$ 46,000

*NOTES EXISTING FACILITY--FIGURE NOT INCLUDED IN ACCUMULATIVE TOTAL

ALL FACTS AND FIGURES REMAIN CONFIDENTIAL UNLESS PUBLICLY ANNOUNCED

Expansions--Existing Industry That is Making Employment and Capital Investment							1977 Report
No.	Name of Company	Type of Industry	Date	Prob. Empl.	Square Footage	Acres of Land	Investment
104	VENDAMATION, INC. Shenandoah	Food & Kindred Products	Nov.	2	2,000	---	\$ 14,800
105	FABRICATORS INC. Sioux City	Machinery, Except Electrical	Nov.	5	5,000	2.0	\$ 85,000
106	W. W. GRAINGER Sioux City	Motor Freight Transportation & Warehousing	Nov.	1	2,000	---	\$ 50,000
107	TAINTER DRY GOODS Sioux City	Motor Freight Transportation & Warehousing	Nov.	3	5,000	1.5	\$ 100,000
108	LINCOLN SEED & FEED Sioux City	Food & Kindred Products	Nov.	35	40,000	2.0	\$ 500,000
109	THE ERWIN WELLER CO. Sioux City	Rubber & Miscellaneous Plastic Products	Nov.	5	5,000	---	\$ 150,000
110	WILSON TRAILER Sioux City	Transportation Equipment	Nov.	15	40,000	---	\$ 3,000,000
111	CRANE CO. Washington	Fabricated Metal Products	Nov.	---	12,000	---	\$ 40,000

*NOTES EXISTING FACILITY--FIGURE NOT INCLUDED IN ACCUMULATIVE TOTAL

WASHINGTON MANUFACTURING, INC. - WASHINGTON, D.C. - NOVEMBER 1977

112	WASHINGTON MANUFACTURING, INC. Washington	Fabricated Metal Products	Nov.	12	14,000	---	\$ 225,000
113	K & L DRAPERIES Waverly	Apparel & Other Finished Products	Nov.	---	7,000	2.0	\$ 160,000
	Accumulative Total:		Nov.	6,968	3,587,294	331.0	\$321,820,800

ALL FACTS AND FIGURES REMAIN CONFIDENTIAL UNLESS PUBLICLY ANNOUNCED

Expansions--Existing Industry That is Making Employment and Capital Investment							1977 Report
No.	Name of Company	Type of Industry	Date	Prob. Empl.	Square Footage	Acres of Land	Investment
112	WASHINGTON MANUFACTURING, INC. Washington	Fabricated Metal Products	Nov.	12	14,000	---	\$ 225,000
113	K & L DRAPERIES Waverly	Apparel & Other Finished Products	Nov.	---	7,000	2.0	\$ 160,000
	Accumulative Total:		Nov.	6,968	3,587,294	331.0	\$321,820,800

*NOTES EXISTING FACILITY--FIGURE NOT INCLUDED IN ACCUMULATIVE TOTAL

STATE LIBRARY OF IOWA
3 1723 02106 3235