

HON. R. C. BARRETT
IN MEMORIAM

BIENNIAL REPORT

OF THE

DEPARTMENT OF PUBLIC INSTRUCTION

TO THE

GOVERNOR OF IOWA

FOR PERIOD BEGINNING JULY, 1910, AND ENDING JUNE 30, 1912

ALBERT M. DEYOE
Superintendent of Public Instruction

PUBLISHED BY AUTHORITY OF THE GENERAL ASSEMBLY

DES MOINES
EMORY H. ENGLISH, STATE PRINTER
1912

Officers:

Department of Public Instruction

Superintendent of Public Instruction

Albert M. Deyoe

Deputy Superintendent

Frank D. Joseph

Inspector of Normal Training in High Schools

Fred L. Mahannah

Stenographers

Louie W. Byram
Mabel A. Newlen

STATE BOARD OF EDUCATIONAL EXAMINERS.

Albert M. Deyoe, ex officio, President.....Des Moines
John G. Bowman, ex officio.....Iowa City
Homer H. Seerley, ex officio.....Cedar Falls
Abbie S. Abbott†.....Cedar Rapids
O. E. Smith*.....Indianola
Viola H. Schell, Secretary.....Des Moines
O. E. French, Examiner.....Des Moines
Clara L. Abernethy, Stenographer.....Des Moines

*Term expires January 5, 1915. †Term expires March 10, 1913.

LETTER OF TRANSMITTAL.

To His Excellency, B. F. Carroll, Governor of the State of Iowa:

SIR: I have the honor to submit herewith, as required by law, the report of the Department of Public Instruction for the biennial period beginning July 1, 1910, and ending June 30, 1912.

ALBERT M. DEYOE,
Superintendent of Public Instruction.

November 1, 1912.

Superintendents of Public Inrtruction.

TERRITORY AND STATE OF IOWA.

Name	County	Time	Postoffice
William Reynolds	Des Moines	1841-1842	Deceased
James Harlan	Henry	1847——	Deceased
Thos. H. Benton	Dubuque	1848-1854	Deceased
James D. Eads	Lee	1854-1857	Deceased
Joseph C. Stone	Johnson	1857——	Deceased
M. L. Fisher	Clayton	1857-1858	Deceased
Oran Faville	Mitchell	1864-1867	Deceased
D. Franklin Wells	Johnson	1867-1868	Deceased
A. S. Kissell	Scott	1869-1872	Deceased
Alonzo Abernethy	Crawford	1872-1876	Des Moines
C. W. von Coelln	Black Hawk	1876-1881	New London
J. W. Akers	Linn	1882-1888	Chicago, Ill.
Henry Sabin	Clinton	1888-1892	Des Moines
J. B. Knoepfler	Allamakee	1892-1894	Cedar Falls
Henry Sabin	Clinton	1894-1898	Des Moines
Richard C. Barrett	Mitchell	1898-1904	Deceased
John F. Riggs	Keokuk	1904-1911	Des Moines
Albert M. Deyoe	Hancock	1911-	Des Moines

The office of Superintendent was abolished in 1842. Again in 1858 it was abolished and the duties were performed by the State Board of Education, of which Thos. H. Benton acted as secretary for five years.

THIRTY-SIXTH BIENNIAL REPORT OF THE SUPERINTENDENT OF PUBLIC INSTRUCTION.

IOWA AND ITS NATURAL RESOURCES.

The uniform fertility of Iowa's soil is a natural resource unsurpassed in the world. No territory of similar area can be found anywhere with less waste land. Good authority has reported that the average value per acre of its agricultural products exceeds that of any state in the Union, being about $11.50. Iowa farms range in value from $50.00 to $225.00 per acre. The average value per acre approximates $100.00. Iowa's increase in wealth and its progress in development in the past twenty-five years has been marvelous. Less than forty years have passed since home-seekers hesitated locating in western Iowa. Then, the country was so sparsely settled, the lands were unsubdued, and railroads were few. What few farm houses there were, were usually small. The sheds for stock were thatched with slough grass or covered with straw, the lumber wagon was practically the only means of transportation, the corn-planter, the self-rake reaper, and the horse-power thresher were in vogue. Roads were merely trails and bridges scarce. The little white schoolhouse has the proud distinction of being the pioneer among the public enterprises. Families well located to school and provided with the farm implements of the time were considered fortunate and indeed were quite content. The transition from the limited conveniences characteristic of those pioneer days to the commodious farm homes, the big red barns, improved farm machinery, the telephone, the rural mail delivery, and the automobile has taken place within the last twenty-five years.

NEW PROBLEMS OF COUNTRY LIFE.

New problems are arising. Extensive farming, without regard to the depletion of the soil, was the common practice during the period of cheap lands. The conservation of the fertility of the soil

by methods of intensive and scientific farming should be adopted without delay. Impoverishment of the soil is deplorable and inexcusable. Education for the farmer of its kind is as essential today as is education for the professions.

Sociability characterized pioneer life. Differences in living between life in small towns in the early settlement of a country and that of the farm were not marked. With the changes that have occurred in farm conditions "still stands the little schoolhouse on a weedy patch of ground beside the muddy road." A dearth of social advantages exist which more than hard work causes dissatisfaction with farm life. The school must become a greater factor in preparing our boys and girls to solve the social, educational and economic problems of the day. Chance must give way to choice in these matters. Farm problems are not confined to the tilling and the fertilization of the land. There are social and educational questions of equally as much importance as those relating solely to the soil, connected with country life.

OUR RURAL SCHOOLS.

In too many instances there is a tendency on the part of our boys and girls to leave the farm and seek homes and employment in the city. This is not as it should be. There is room on our farms in Iowa to duplicate the present population many times. It is essential that country life conditions be made attractive in order that more of our boys and girls will be contented to remain on the farm. Intensive or scientific farming that requires mental activity as well as manual labor will help do it. Modern home conveniences will help do it. Church, school, and recreational centers will help do it. Why should children leave school about the fifth year as is the case with a large percentage of the boys and girls living in rural communities today? Why should those who are really ambitious for an education move to town? Did any one ever hear of families moving into the country because of the superior social and educational advantages? Should any sort of a building located within walking distance of the home, with a young teacher of meager education and practically no settled ideals of life, be considered as constituting good school facilities? We have passed the age of the scythe, the flail, the old shovel cultivator, and the hand-planter, yes, we have even passed the stage of the self-rake reaper and the horse-power thresher, but many of our

country communities are still pioneering as far as schools and social conditions are concerned. No wonder that farm life surroundings are not attractive when there is practically no opportunity for social occasions and no attention given to good, wholesome recreation. Social life is one of the strongest desires of a normal youth. Why should the farm continue to be a temporary home to be tolerated while making money and gaining a competence upon which to support a family, then retire to the town or city because of better social and educational advantages? Just as good schools, including the high school department, can be provided in rural districts as may be found in the towns. If either locality naturally has any advantage, it is the country. Farming communities are as able financially to pay for the education of their children as are the towns.

THE COMMITTEE OF TWELVE AND ITS FINDINGS.

Seventeen years ago, the Committee of Twelve on Rural Schools was appointed by the National Educational Association. The Committee was composed of men known to be among the nation's most eminent educators. Hon. Henry Sabin was Chairman of the Committee. Following are a few extracts from the report of this Committee:

"Those who live in the fields are as deserving of education as those who dwell beside the asphalt."

"In the country there is a great dearth of social life. This, more than hard work, deprives the country of its strength."

"Whatever else the course of study may do, let it breathe hope for the boys and girls. Whether the instrument of living is the plow or the pen, it matters but litfle; the furrow well turned, and the line well written, are both fundamental and absolutely interchangeable in human society."

"The rural school should aim especially to make country life more attractive and beautiful, and should pay more attention to rural industries. Much is said of the necessity for considering the environment of the child; for bringing into his school life the thoughts and interests of his home life, that the school may not prove to him a thing remote and foreign; of making the school a recognition of his past and a preparation for his future. Little sign of this can be found in the ordinary rural school."

COMMITTEE OF 1911 ON RURAL SCHOOLS.

Again we find the National Association in 1911 appointing a Committee on rural schools. Why? What of the report of the Committee of 1895? The preliminary report of the Committee of 1911 contains the following statements:

"Of the twelve million rural school children, less than twenty-five per cent complete the work of the grades. The teaching force is immature and lacks proper training. Terms are too short, school buildings are poor, unsanitary and ill-equipped. The supervision is inadequate. Although the rural schools serve directly the interests of the greatest per cent of our population, and although they are admittedly the most inefficient part of our educational system, yet there is not an organized and nation-wide effort to make them serve fully the needs of the *new civilization* under which we are now living."

"The country school needs assistance. Rural communities must be aroused to the necessity of better school privileges for their children."

THE ONE-ROOM RURAL SCHOOLS. TWO PICTURES.

Let us take a look, in imagination, at the little (once white) schoolhouse. There it stands out in the corner of some field without a fence to bound its plot of ground, no trees to afford shelter from the winds of winter or to offer shade in summer. The weeds have taken possession of much of the school yard, the cattle have been permitted to trample the grass under their feet and to destroy the trees that may have been planted by the teacher and the boys and the girls on Arbor Day. The out-buildings are sometimes without doors, the worst sort of places for vice, nastiness, and evil thoughts. The school building is shaped like a box-car with a coal shed attached to the rear and opening directly into the school room by a loose fitting door, permitting free access of cold air laden with coal dust. Desks are sometimes placed within two or three feet of the stove which stands in the center of the room; the walls are blackened with accumulations of dirt and coal soot; a poor old map or two hang on the walls. There may be several broken window lights or the windows may be without suitable curtains.

But enough of this. Let us now consider a more pleasing picture. The contrasts may be found in every county. We now see a building of neat architectural design; constructed according to proper plans for heating, ventilation, and light, the walls are nicely tinted and adorned with two or three pictures of merit. A heating and ventilating plant has been installed in one corner of the room. A neat library case may be found in the room. The child's mind undoubtedly assimilates much of its schoolroom surroundings.

Many localities fail to show sufficient interest in the school to attend the annual meetings, and directors either hold over or are appointed simply because someone must look after hiring teachers and hauling the fuel. Many school directors never investigate conditions concerning the schools and school property.

Schools of nearly uniform equipment and excellence may be maintained in all districts of Iowa. There are no impoverished districts in the state, or would not be provided sufficient territory were embraced in the district, and this can be done without making any district too large.

THE TOWNSHIP UNIT OF ORGANIZATION.

The existence of the rural sub-districts and the rural independent district, especially the latter, in Iowa is a hindrance to the adoption of better school facilities in the state. The unit of organization should be sufficiently large in order that the taxing unit will not only support good schools below the eighth grade, but also a high school department offering from two to four years of work.

THE RURAL HIGH SCHOOL AND THE COMMUNITY CENTER.

The rural high school is just as essential to a complete system of education for the country as is the town high school to a complete system of education for the town. The rural independent district embraces too small a territory to support a high school because of the small number of resident pupils and because of the insufficient taxing area. Many rural schools are considering the possibility of uniting with adjacent villages or town districts and all derive the benefit of better high school advantages. There is also a growing sentiment favorable to the establishment of high schools at the center of the townships to which the pupils provide their own transportation. It will be more convenient in many instances and probably be no more expensive to maintain the high school department in the home district than to pay the tuition of pupils in town

high schools. Either by providing for the central high school in the township where it appears to be desirable to maintain the several schools for the grades, or by the establishment of the high school in rural districts as a natural part of the consolidated school, much will be done to stop the drift of population to the cities. Such schools located in the small towns or located out among the farms would be a splendid thing. The time is at hand when the district that lags behind concerning proper school advantages is not considered a desirable place in which to live. The best place for the youth of high school age to board and lodge is at home under parental influence.

The small, rural independent district does not only afford a territorial area too small to provide a proper educational center, but it is too small for community purposes as a social unit. A rural high school building located at the center of the township, or the consolidated school furnishing school privileges for the residents of not less than sixteen sections, would provide a good place for the educational, social, and recreational activities of the community and our aim should be such a center for every community in Iowa.

A course of study including at least two years of high school work, bearing a close relationship to community interests is essential. The course should include agriculture, home economics, manual training, parliamentary practice, debating, and farm bookkeeping. The traditional culture studies should not be omitted. The study of improved farming should include in its broader sense the cultural side as well as the economical side of agriculture. The economic phase of the study is narrowing and simply means get more money with which to buy more land, the cultural side would add to the matter of financial profit the elevation of the standard of living of the farmer. It is perfectly proper—yea imperative—that the farmer of today learn how to raise two bushels of corn where only one may have been raised before in order to make a profit on his investment. However, better home life should be the matter of paramount importance to be sought rather than to add more acres to the farm. Such a view of "better farming" means the edification of the family. Let us not forget that there is "satisfaction in the study of a good book as well as in the study of a good ear of corn" and thus exalt life on the farm. Better educational advantages in rural districts means awakened interest in

country life. The schoolhouse ought to be used for community purposes, such as short courses, social gatherings, lectures, and improvement clubs.

TOWNSHIP SCHOOL BOARD.

By placing the schools of an entire township under the jurisdiction of a township board consisting of three or five members, similar to the manner of conducting school affairs in towns and cities, would promote more careful methods of school management. A small board will conduct business more efficiently than a large board consisting of nine members. This plan would also provide for a continuous board by electing one-third of its membership annually. School officers' conferences would be feasible and a reasonable compensation to school officers would not be a burden upon the district, financially. The most efficient school organization and management is found in Indiana where the township plan exists and the schools of the township are in the hands of one man, the township trustee. Louisiana has taken a progressive stand by adopting the county as the unit of organization. *The adoption of an area to consist of not less than the civil township, except in consolidated districts, is the most important need for legislative action in Iowa today, relating to schools.*

CONSOLIDATION OF SCHOOLS.

The consolidated school has partially failed because of simply attempting to imitate the city schools. The new type of a consolidated school is the school of greatest possibilities. Much of the prejudice against consolidation would be overcome if taxpayers would give the matter a fair-minded investigation. The best information may be obtained by visiting some of the best consolidated schools, such as Milford, Marathon, Buffalo Center, Crawfordsville, and others. The past winter was a favorable time to test the question of transportation. One morning last winter, a visitor at Marathon saw six bob loads of country boys and girls unload before the schoolhouse. It was a sight that he was glad to have gone miles to see. They were a happy, contented lot of boys and girls, and gave evidence of arriving at the schoolhouse more comfortable than some of those who walked a half-mile or a mile. The attendance in the seventh and eighth grades and in the high school showed about an equal attendance of pupils from the surrounding coun-

try and from the town of 550 population. The attendance indicated that the boys and girls in this community remain in school until finishing the high school. Manual training, agriculture, and home economics are popular studies in this school. The teachers employed are either normal or college trained. The farm members on the school board are enthusiastic concerning the school. The Superintendent, J. E. Cundy, offered the following commendatory words: "It means the best social life to be had, and the schoolhouse as the center of activities and a people in sympathy with the new life. Take a vote of our pupils and you will find a very small per cent who will say they desire to leave the farm, but on the other hand declare emphatically for the farm."

At Buffalo Center, an enlarged and remodeled school building was recently dedicated; modern in every respect, properly lighted, heated and ventilated. There are special rooms for industrial work for the boys, and neat, sensibly equipped apartments for home economics for the girls. In order to secure this up-to-date building at Buffalo Center, it was necessary to bond the district for the improvements. But, what of it? Farming communities should change their notions concerning taxation for public improvements. Why not bond the district for a period of years and thus pay for the buildings gradually? Towns and cities secure the better school buildings by this method.

Conditions at Milford are described as follows: "We have the high school room full and more. We are asked to take another district by the unanimous vote of the outside district. We are now drawing tuition pupils from as far as twenty miles, which leads me to believe that all the consolidated school and the Normal course in high schools must do is to make good. Our board has now spent $200.00 for laboratory equipment, $400.00 for library and general equipment for twelve in domestic science, and full equipment for manual training and agriculture. With all this and the fine gymnasium, together with the good feeling prevailing toward the school, it seems to me that the rural communities and small towns in this section will soon take notice."

The report of the Superintendent of Public Instruction of Indiana for 1910 contains the following: "The work of the consolidated schools in Indiana is highly gratifying. Children are doing better work than is possible for them to do in the one-room building.

The increase of more than six thousand three hundred students in the high schools in the last two years is due in great part to the consolidated schools." Modern school buildings in every respect may be found in the small town and also in the country, located several miles from town.

Consolidation has been carried into 31 of the 38 counties of the state of Washington.

Minnesota, North Dakota, Kansas, Ohio, and other states are moving rapidly in this direction.

The United States government, after a thorough investigation, finds not one case of abandonment of the completely consolidated school.

THE CONSOLIDATED SCHOOL AND THE TEACHER PROBLEM.

The consolidated school offers a solution of the teacher problem. A less number of teachers will be required and better wages can be paid. There will be better qualified teachers who will make the work of teaching more nearly a permanent occupation. Under the present system of small schools, about 30 per cent of the rural teachers are without experience every year.

ADVANTAGES OF CONSOLIDATION.

Sanitary buildings, better equipment, better and higher courses of study adapted to needs of the pupils, better teachers, and better classification of pupils will be secured in the consolidated school.

CONSOLIDATION AND THE COMMUNITY CENTER.

The larger area embraced in the consolidated district and the commodious building will provide a suitable community center.

The school grounds should be sufficiently large to furnish space for the planting and arrangement of trees and shrubs, a small portion for experimental work in agriculture, although the greater portion of this work may be carried on at the homes of the pupils under the direction of a special teacher in agriculture, and another portion for sports and amusements. The building should be equipped with library and reading room, an assembly room, for public gatherings, and decent toilet apartments. Shed accommodations for teams should be provided on the school premises.

COMPARATIVE COST OF TUITION.

The following data tabulated from the reports of the County Superintendents for the year ending June 30, 1911, shows some interesting facts concerning the comparative attendance, cost per pupil, etc., as represented by the average for all the rural schools, not consolidated, in the counties given and the consolidated schools.

Consolidated Schools and School Township Compared	Average number months of school	Number of hacks	Attendance		Average cost of tuition per month	Average cost for each pupil, teachers and conveyance, on average daily attendance	*
			Per cent of enumeration	Per cent of enrollment			
Washington Co. Tp. Schools	7.6	-------	47%	69%	$2.99	$4.17	
Crawfordsville Schools	9.	5	81%	85%	1.77	4.08	
Mitchell Co. Tp. Schools	7.8	-------	44%	68%	$3.37	$4.24	
McIntire Schools	9.	9	60%	78%	2.04	4.26	
Marshall Co. Tp. Schools	8.2	-------	52%	66%	$3.88	$4.61	
Albion Schools	9.	4	69%	81%	2.53	4.68	
Dickinson Co. Tp. Schools	8.	-------	53%	61%	$3.59	$4.15	
Terrel Schools	8.	8	57%	79%	1.80	4.18	Lloyd Tp.
Emmet Co. Tp. Schools	8.4	-------	53%	67%	$3.13	$4.02	
Armstrong Schools	9.	4	63%	77%	2.82	4.64	
Dolliver Schools	9.	4	61%	79%	3.65	5.25	*Lincoln Tp.
Clay Co. Tp. Schools	8.2	-------	52%	61%	$3.66	$3.71	
Lake Schools	7.	8	71%	72%	1.93	7.11	*
Webb Schools	9.	4	56%	69%	2.73	7.54	*
Garfield Schools							
Story Co. Tp. Schools	7.81	-------	54%	66%	$3.23	$4.02	
Ferualdi Schools	8.	3	67%	79%	2.73	5.40	*
Winnebago Co. Tp. Schools	6.75	-------	41%	62%	$3.48	$3.86	
Buffalo Center Schools	9.	6	66%	78%	1.94	3.59	
Bunea Vista Co. Tp. Schools	8.	-------	46%	72%	$3.73	$4.96	
Marathon Schools	9.	6	61%	84%	1.88	4.91	
Newell Schools	9.	4	60%	80%	2.34	4.52	
Truesdale Schools	7.2	4	56%	60%	3.29	3.09	
							*Contingent expenses large

The average daily attendance is higher, and the average cost of tuition is lower on account of the better attendance in consolidated districts than in districts maintaining small schools.

As a stimulation to better schools, state aid is being used successfully in Minnesota, Washington, North Dakota, and Wisconsin. The state may well encourage the departments of elementary and secondary education by this method. The fundamental principle governing the subsidation of public schools is to help such districts as help themselves. Number of months of school, qualification of teachers employed, courses of study, condition of school building as to heating, lighting, and ventilation, and the the library and apparatus equipment are used as standards by which to determine whether state aid should be rendered.

Because a certain school district is intersected by a railroad, why should the tax upon this corporation go entirely to the district having the railroad facilities and an adjoining district without a railroad not receive any of the benefits from the tax on the railroad corporation? The tax on corporations in Wisconsin is paid into the state treasury and is being used partially for special state aid to schools.

In North Dakota, graded schools of the first class receive state aid to the amount of $150.00, and graded schools of the second class receive $100.00 annually. Rural schools of the first class receive $100.00 and rural schools of the second class, $50.00. A consolidated school meeting the requirements of a first class graded school is given $250.00 and a consolidated school meeting the requirements of a second class graded school, $175.00 state aid.

In Minnesota, schools under Class A, in consolidated districts receive annually state aid of $1,500.00; those under Class B. $1000.00; those under class C, $750.00; and in addition to such aid, a school of any of the above classes shall receive an amount to aid in the construction of a building equal to 25 per cent of the cost of the building, provided the amount allowed for this purpose, shall not exceed $1,500.00. High schools maintaining a Normal training department shall receive $750.00 for this purpose, besides additional aid is given for the other requirements and conditions.

The total amount of special state aid to public schools in Minnesota last year was $1,418,264.00 and was raised by direct taxation.

State rural school inspector, E. M. Phillips, of Minnesota, gives the following explanation for the rapid consolidation of schools in that state.

"About 12 years ago a movement was begun in the state of Minnesota for bringing our schools together into a type of school called the consolidated school. Under the old law, within 11 years there were just nine such consolidations accomplished. There was no lessening of the effort to bring this about. People conceived that if the country was to have as good a school for its children as we were to have in our villages and cities there must be a larger school unit. Nobody questioned that. With all the effort of all the persons interested in this, just nine consolidations were accomplished in 11 years.

"At the last session of the legislature a bill was introduced and passed known as the Holmberg Act. This law provided that in voting upon consolidation (and I wish this point might be noted because I think this is the vital thing in the whole business) the vote should not be limited by old district boundaries but rather entire district involved in the proposed consolidation should vote as a unit for this movement. The idea being this, that we are not to decide what kind of school will be best by letting any one little arbitrary corporation settle that matter; it shall be settled by the larger interests and the larger intelligence of the larger unit. I believe that accounts for the fact, more than anything else, that since the Holmberg Act went into effect the 21st day of last April, there have been accomplished in Minnesota something over 50 consolidations. Nine in 11 years as against 50 in one year.

"There is another provision of this act that has been of considerable importance in bringing about consolidation. It is a system of state aid for its schools. It has worked admirably. Nobody can question it. But in passing, it may be safely said that Minnesota's high school system, the system that has been built up, is a little bit more substantial and has accomplished a little bit more for the good of the children who have been there than the system of any other state. This is due probably to the state aid and what goes with that naturally, state inspection. So we undertook this same thing with reference to our consolidated schools, and the Holmberg Act provides that a consolidated school containing two rooms and two teachers shall be entitled to an annual state aid of $750.00. If they have three teachers, an annual state aid of $1000.00. If they have four or more teachers, an annual state aid of $1500.00. In addition to this the law provides a building aid to the extent of a maximum of $1500.00."

Washington offers a bonus of $170.00 annually for each district consolidated, less one. Thus, if five schools unite to form one school, the amount of the state funds to the consolidated district will equal four times $170.00.

GOOD ROADS.

Good schools and good roads are the two most important needs in rural communities. Both may be secured at but little greater expense than the cost of maintaining the present prevailing system of rural schools and the indifferent methods used in road building.

The consolidation of schools is not wholly dependent upon the making of permanent roads. The transportation of pupils to school is being managed quite satisfactorily in Iowa and in other states where permanent roads have not yet been established. However, as a matter of convenience, in many ways, good roads play such an important part in rural life development, that our state should no longer delay by legislative action to adopt some systematic plan of permanent road construction. Approximately, $3,479,382, was paid in cash as road tax in Iowa for the year 1911. This amount does not include the amount of tax expended in work. The automobile tax for the year closing June 30, 1912, was $505,000 which will increase from year to year at the present rate. It is safe to estimate the total amount of available road tax in cash as $4,000,000, which should build at least 1,000 miles of permanent road. Ten years of permanent road construction would give 10,000 miles of good roads, whereas if the present methods of road building continues, our roads will practically be no better at the end of the ten year period than they are today.

This estimate takes no consideration of the tax annually worked, which would still be available for use in necessary general repair of roads.

Better social and industrial conditions will follow the establishment of good roads and good schools.

The solution of our social and educational problems depends in no small degree upon just and fair methods of taxation devised to relieve the burden from falling upon those in moderate circumstances. The report of the treasurer of state shows $490,809.46 collected from Iowa's collateral inheritance tax for the last bi-

ennial period. Reports show the amount is increasing annually. The following plan of levying a graduated direct tax on inheritances to provide a fund to encourage better schools is proposed by the Better Iowa Schools Commission.

The first ten thousand dollars to be exempt.

The second ten thousand dollars to be taxed at the rate of one per cent.

The third ten thousand dollars to be taxed at the rate of two per cent.

The fourth ten thousand dollars, to be taxed at the rate of four per cent.

The fifth ten thousand dollars, or more, to be taxed at the rate of five per cent.

Either a tax on inheritances or a small millage tax to provide a fund to aid all elementary and secondary schools on some meritorious and equitable basis is at least suggestive.

THE TUITION LAW.

One of the most reasonable matters of school legislation ever enacted in Iowa is the tuition law that guarantees to every child the advantage of a four-year high school education at the expense of his own district. It is practically possible to provide a separate department for high school purposes in every school district in the state by making the territorial area embraced in the district sufficiently large as a taxing unit and also to include the necessary number of pupils of high school age to support such a department. Where the plan of establishing local high school facilities is not carried out, the pupils should be privileged to attend high schools in other districts at the expense of their home districts. Reports received from the high school attendance in the state shows a large increase in attendance due to the tuition law. The increased attendance indicates that it is not the financially well-to-do who are particularly favored. The matter of payment of tuition often bars the children of families in poor or moderate circumstances from attending school. The well-to-do can afford to pay the tuition. The argument that only the rich are favored by the tuition law is simply the excuse of the well-to-do farmer who has no children to educate or else is opposed to anything above a mere elementary

education. Such a person estimates success in life by dollars, only. There are many boys and girls who are traveling several miles daily to attend high school, and were they compelled to pay their own tuition, would be deprived of such advantages. To state that only the boys and girls from rich families in the country attend high school is not substantiated by the facts. Boys and girls from the farms, rich and poor alike, are entitled to educational advantages equal to those provided in the towns.

The passage of the bill introduced by Representative Hunt of Harrison county in the Thirty-fourth General Assembly whereby districts might legally increase the levy for the support of schools in rural districts would have relieved those districts from any embarrassment in maintaining their own schools. However, the number of districts affected in this manner is not many. The Hunt Bill is commended to the Thirty-fifth General Assembly for passage.

INSPECTION OF SCHOOLS.

Other states are securing good results and greater efficiency in the schools by empowering the Department of Public Instruction to conduct a thorough system of inspection of schools. Specialists in high school work, in rural school work, and in the work of the grades are kept in the field for the purpose of stimulating schools to reach certain standards of excellence. Minnesota employs three inspectors whose salaries average $2700 each. Two deputies are also allowed. In Wisconsin, besides the deputy, there is one high school inspector, one rural school inspector, two graded school inspectors, whose salaries average $2087 each. The traveling expenses of all the employes of the office are paid by the state.

Missouri employs a high school inspector and a rural school inspector.

Nebraska employs four deputies and three inspectors.

Illinois employs two inspectors to work among rural schools especially, besides two assistants.

North Dakota is accomplishing good results from inspection of rural schools.

Three inspectors are needed in Iowa to work under the direction of the Department of Public Instruction to assist in the improve-

ment of the small high schools, the grades, and the rural schools. No departments in our educational system are more important and yet receiving less attention. The great mass of the children never attend school above these departments, then why not some special effort to make these schools the most efficient possible. The foundation of our educational system deserves greater consideration than it is receiving in Iowa.

STANDARDIZATION OF SMALL HIGH SCHOOLS.

No step has ever been taken in Iowa to fix a standard for high schools, except as a basis for accrediting to the state educational institutions. By common consent among the independent colleges in the state, the list of high schools thus accredited has been considered as meeting the requirements for college entrance. The relationship that the state educational institutions bear to the independent colleges is fortunate and offers a practical solution of the problem of unifying college entrance requirements in the state. Three classes of high schools result from this method of standardization, viz.:

1. Fully accredited high schools.
2. Partially accredited high schools.
3. Non-accredited high schools.

It is with reference to the non-accredited high schools that State supervision is needed. For several years, it has been generally agreed among school people and all others cognizant of conditions that there should be some definite method of determining what constitutes a high school, and that there should be certain well-defined requirements that must be met by every public school before it can be recognized as maintaining a high school department. There are many communities in the state, zealous of having a high school department connected with their schools, where high school work has been attempted at the expense of the grades below the high school. The work in the grades has suffered because of forcing each teacher to conduct too many recitations, daily, and by crowding the rooms with too many grades, and pupils. It is fundamental that the Instruction and training in the grades be of a high standard. The first matter of importance to school boards should be to provide for and insist upon thorough work in the grades, and not until after this has been accomplished should there be any attempt to organize a high school.

The course of study in the small high school should bear a close relationship to the needs of the greatest number of pupils enrolled, which need may naturally be determined by community conditions. The needs and inclinations of pupils vary, even in the same community, and high schools should recognize this condition and so far as possible provide electives in the course of study. It is possible and essential that the larger high schools offer electievs in the courses of study. But the problem of providing courses of study offering electives depends upon the ability of the school to carry on the work, thoroughly. After all, it is not a matter of so much importance whether the pupil pursues the study of Latin or agriculture, literature or manual training, in the high school, as it is the quality of work that is being done. The following soliloquy of a salesman given in a current magazine article is well taken: "Education teaches a fellow to work or its no good."

Training in the high schools for practical life should also afford training for college entrance. The function of education is to prepare for practical life and good citizenship, no matter whether obtained in the high school solely or supplemented by the college and university. It is not reasonable to consider preparation for one occupation more practical than another. The ministry, teaching, farming, business capacity, and the practice of medicine or law are alike essential to the adjustment of social conditions in a well balanced community; one is just as practical as any of the others and perhaps no more so.

The foundation for practical life must be laid in the public school. Whatever work then has been well done in the high school should very properly receive credit in meeting college entrance requirements. Further than this, work well done in the corresponding year in one high school should be of such a quality that when completed, the pupil is prepared to take up the next year's work in any high school in a creditable manner, although the subjects pursued have not been identical. It is unfortunate that pupils who have completed a four-year course of study in one high school can receive credit for only two years of work in the better high schools, although the number of subjects attempted and the amount of work canvassed is nearly the same.

A small number of rural districts have set up a claim of furnishing high school facilities in the one-room schools. One teacher is

expected not only to conduct classes in the grades but to organize classes in high school subjects. This has been attempted regardless of the qualification of the teacher employed and regardless of the fact that there may be no equipment in the way of library and apparatus. It is a matter of common knowledge that some communities have attempted to carry on a regular four-year high school course with only one teacher in charge. These condition are not only an imposition upon the teacher and the taxpayers but a positive wrong to the children. Undoubtedly, an attempt to organize for high school work under such circumstances would not constitute a legal high school.

Since the enactment of the tuition law, the Department of Public Instruction has received a great many letters asking for information concerning what constitutes a high school in the meaning of the law. What are the responsibilities of school districts in the matter of payment of tuition and what are the rights of the children who have completed the eighth grade under the conditions imposed by the law?

The tuition law provides that children residing in districts not offering a four-year high school course may attend a high school in another district and have their tuition paid by their home districts, provided the amount of tuition that may be collected from the debtor district shall not exceed the average cost of tuition in the nearest high school. The rights of the children demand that the work done in every high school be bona fide high school work, whether the work outlined for the high school be for a one-year course, a two-year course, a three-year course, or a four-year course. It is justly provided that a district offering one or more years of bona fide high school work, shall be compelled to pay tuition in the home school. For example, districts conducting ninth grade only would be compelled to pay tuition for tenth, eleventh, and twelfth years. A district maintaining a two-year high school course would be required to pay tuition for eleventh and twelfth years, only.

The law guarantees to every child, the advantages of a four-year high school education at the expense of his home district.

Evidently authority should be vested in some department to determine what constitutes a high school. The need for such a course has existed for several years but the tuition law has made this need more pronounced. It is also true that our legislators desired

this authority to rest with the Department of Public Instruction, for Section 2776 of the School Laws provides for higher courses of study in our public schools subject to the approval of the Superintendent of Public Instruction.

In determining what constitutes a high school, certain fundamental principles should be recognized.

1. It is impossible for the teacher in charge of the ordinary one-room school to conduct classes above the eighth grade.

2. It is impossible for one teacher to do justice to more than two years of high school work when devoting all his time to recitation periods during school hours. A three or four-year high school should employ not less than two teachers.

3. Teachers employed to teach high school subjects should have had training themselves above the high school.

4. A library including reference works and apparatus to be used in connection with the teaching of certain subjects is essential. A great amount of apparatus may not be absolutely required in small high schools.

It will be absolutely impossible for the Department of Public Instruction to conduct any systematic plan of inspection of high schools with the limited office force. An inspector of high schools, and an inspector of rural schools are imperative needs of the office, for this work.

SUGGESTED HIGH SCHOOL PROGRAMS.

The four-year programs for high schools outlined by the State Board of Education and for the Normal Training Course in high schools by the Department of Public Instruction are recommended. The following two and three-year programs are intended to be suggestive to those interested in making courses of study. It may be desirable to substitute other subjects, including manual training, for those named, depending on local needs.

TWO-YEAR PROGRAM.

NINTH YEAR.

First Semester	Second Semester
(1) Algebra	(1) Algebra
(2) English (Word Analysis and Orthography)	(2) *English
†(3) Commercial Arithmetic	(3) Bookkeeping
†(4) Geography (Physical or Commercial)	(4) Agricultural Botany

TENTH YEAR.

(1) *English	(1) English (Grammar Review)
(2) Plane Geometry	(2) Plane Geometry
(3) Elementary Physics	(3) Elementary Physics
†(4) American History	(4) Civics

THREE-YEAR PROGRAM.

NINTH YEAR.

(1) Algebra	(1) Algebra
(2) English (Word Analysis and Orthography)	(2) *English
(3) Commercial Arithmetic	(3) Bookkeeping
(4) Geography (Physical or Commercial)	(4) Agricultural Botany

TENTH YEAR.

(1) *English	(1) English
(2) Plane Geometry	(2) Plane Geometry
†(3) Ancient History	(3) Ancient History
†(4) Agriculture	(4) Domestic Science

ELEVENTH YEAR.

(1) Algebra	(1) English (Grammar Review)
(2) American History	(2) Civil Government
(3) Elementary Physics	(3) Elementary Physics
†(4) English	(4) Reviews (Physiology)

*Rhetoric and Composition, three periods a week. Classics, two periods a week.

Assign topics frequently for oral work in composition. Thorough criticism of oral expression and written composition by teacher in English.

†If either Latin or German is desired, substitute for either (3) or (4) in ninth year and for (4) in tenth and eleventh years.

Excellent work in domestic science is being done in many of the public schools, beginning in the seventh or eighth grades and continuing with one or two semesters work in the high school. When it is desirable and possible to furnish a room with suitable equipment for domestic science, a school board may very wisely select one teacher who has had special training to teach home economics as well as other subjects. No teacher should be expected to teach a subject in which she is not especially prepared. This suggestion applies to the teaching of agriculture, manual training, and other subjects as well as to home economics.

With a proper standardization of high schools, the non-accredited school would not exist. By defining what constitutes a high school, better conditions concerning the quantity and quality of the work attempted in the small high schools would result. A flat rate not to exceed a certain amount that may be collected from school districts in payment of tuition for resident pupils would very much simplify conditions. This amount should approximate the average cost of tuition in a good high school.

SCHOOL OFFICERS' CONFERENCE.

The inspector of rural schools could be of invaluable service to the schools of this class by meeting with the county superintendent and school officers in each county.

School officers could become better informed as to their duties and questions of current interest concerning the schools discussed. The special conditions and needs of the various districts in the county could also receive consideration. Greater uniformity and efficiency in school management would result.

FACILITIES FOR TRAINING TEACHERS FOR RURAL AND GRADED SCHOOLS.

Practically 80 per cent of the teachers in the rural schools of Iowa are directly from the high schools of the state. This being true, it is vitally necessary to extend the work of the High School Normal Training Course so that it is available to as large a number of high school students as possible. At present if two high schools are designated in a county, each school receives four hundred dollars annually instead of five hundred. High schools that have already been designated are not inclined to look with favor upon a reduction in the amount of aid they have been expecting to receive from the state. For this reason the aid given a high school should be the same whether there is one school in the county or more than one. The beneficial results of the Normal Training Course are not confined within the boundary of the county in which the school happens to be located, and the law should be amended and the appropriation increased so the Department of Public In-

struction would be authorized to designate more than one high school in a county without reducing the aid given to those already designated. The principle should be, that every high school that is willing and able to meet the conditions should be designated and receive the same amount of aid that any other high school receives.

In addition to extending the work of the Normal Training High Schools it is also recommended that four additional Normal Schools be established within the next five years. These Normal Schools should offer only a two-year course for the purpose of preparing teachers for the elementary grades.

NECESSITY FOR PROFESSIONAL TRAINING.

On account of a lack of facilities for training teachers the state has been depending upon examinations to secure the teachers that are needed; but the only way to get an adequate supply of teachers is to train them. So long as we are compelled to use in the schools as teachers practically every one who desires to teach, it matters but little whether they are required to pass an easy examination or one more difficult. Their proficiency as teachers is not materially effected by the kind of examination they pass. What is needed is a requirement that will prevent any one from teaching who has not had a certain definite amount of training prior to taking the examination. One year of Normal Training should very soon be required of all applicants to teach in the common schools.

THE COUNTY NORMAL INSTITUTE.

The present method of conducting a six day County Normal Institute is expensive, does not secure the results most needed, and has a tendency to cause young teachers to think that if they have attended one or more County Normal Institutes that they have made all the professional preparation needed.

In practice there are two types of County Normal Institutes, the inspirational institute and the academic institute, or the institute in which effort is made to teach subject matter. If a teacher needs drill in subject matter she needs more than six days; but for the inspirational institute, six days is too long. Yet under the present law a county superintendent is required to hold at least a six day institute.

It is the recommendation of the Better Iowa Schools Commission that the County Normal Institute be abolished and the six weeks summer school be substituted for the academic institute and the county superintendent be authorized to hold short inspirational institutes at such times and places in his county during the school year as the needs of his county may demand and attendance of teachers be required without loss of time. Educational meetings for a one or two days' session each would be quite satisfactory.

SANITARY SCHOOL BUILDINGS.

The Department of Public Instruction should be enabled to furnish plans and specifications for school buildings to school boards. Many requests are received annually for such plans and specifications. Every school building should meet certain requirements concerning sanitary conditions, including heating and ventilation, lighting, seating, blackboard equipment, and conditions of outbuildings, and toilet apartments in school buildings.

Among the factors that have contributed to the improvement of the rural schools in Wisconsin, the report of the State Superintendent cites the following:

"Special state aid for rural schools of the first class which are those that have equipment as required by the State Superintendent. This equipment includes a system of heating and ventilation, blackboards, supplementary readers, etc. The law enacted in 1909 empowers inspectors of the department to condemn school houses. As a result of the statute over twenty-five school buildings have either been condemned or ordered repaired. In nearly all these instances, these buildings have been in wretched condition. They have not in any sense compared with the houses in the communities in which they were located. In one case a building was condemned that had served as a school house since 1848, although located in a wealthy farming community."

ABOLISH THE OFFICE OF SCHOOL TREASURER.

In many districts the election of school treasurer arouses more interest than the election of director, yet it is a useless office as far as administration of the schools are concerned. A very great deal depends upon the man elected director. It not infrequently occurs that the election of director hinges upon whom he will

support for treasurer or what bank he favors in order that some one or some bank may have the use of the school funds on deposit without interest. No such business methods are permitted concerning other public funds.

Why should $5,000,000 of school funds be handled to the advantage of private interests and the district not draw a cent of interest? The amount paid school treasurers and the money that might be derived from placing the school funds at interest would furnish sufficient funds in a short time to properly equip a large percentage of the school buildings.

The funds would be safer in the hands of the county treasurers on account of the better methods of bookkeeping and the methods of making semi-annual settlements with those officers. Most of the counties in the state could handle the payment of school warrants directly through the county treasurers without any additional expense to the county.

SCHOOL FUNDS.

Our present laws relating to school funds are too complex. The law governing the levying of school funds in consolidated districts provides for only two classes of funds, that levied by the voters and known as the schoolhouse fund and that levied by school boards and known as the general fund. Why should not the same basis be applied to all districts? A great deal of confusion results from our present laws concerning school funds.

SAFEGUARDING SCHOOL ELECTIONS.

Too much indifference and negligence is manifested in methods of conducting school elections. Instances of fraudulent elections have been reported to the department. There appears to be no law governing voting at school elections. School elections should be as thoroughly safeguarded as are the general elections.

ENFORCEMENT OF THE COMPULSORY ATTENDANCE LAW.

The work of the rural schools is very seriously hampered by the irregularity of attendance. The present compulsory attendance law depends for its enforcement upon local officers within the school district, but it is the recommendation of the Better Iowa Schools Commission that the county superintendent be empowered

to enforce the compulsory attendance law. He should be authorized to file information and have the papers served by the county sheriff and the case prosecuted by the county attorney when necessary.

THE DEPARTMENT OF PUBLIC INSTRUCTION.

It should be possible for the Department to lead in educational matters, with special reference to the improvement of the elementary and secondary schools in the state. The most important school problems at the present time are connected with the rural schools. It has already been pointed out that the Department may increase its ability to render service to the schools of the state by being equipped with means by which to make and carry out plans for their betterment and to get in touch with the people and the schools through inspection.

The office of Superintendent of Public Instruction is limited in Iowa too much to hearing appeal cases, rendering opinions concerning disputes arising over trivial school matters, preparing reports, answering correspondence, and a great deal of merely clerical work.

The length of term of office of the Superintendent should be increased to four or six years and the salary should not be less than $4,000. The deputy is required to render opinions concerning school laws that if paid in accordance with the usual charges for legal advice would entitle that officer to a salary of $3,000 at least. Why should the Department of Education be the lowest remunerative office in the state, which is all the more emphasized by the fact that the salaries of all state officials are below the average in other states. The average salary paid the Superintendent of Public Instruction in all the states is $3,347 per annum. Only two states pay a lower salary than Iowa, six pay the same, and all the rest above Iowa. Iowa is nearly at the foot of the column according to the findings of the Better Iowa Schools Commission. There are three things essential concerning the Department of Public Instruction:

Add to the dignity and efficiency of the office (1) by empowering the Department to carry on more vigorous constructive policies and give adequate office force to properly carry on the work; (2) by fixing salaries that will attract the best educational talent in the state and that will be commensurate with the responsibilities of a State Department of Education, and (3) by making the term

of office of sufficient length to enable the Superintendent of Public Instruction to carry to a consummation, plans that he shall have initiated for better schools.

THE COUNTY SUPERINTENDENCY.

What has been stated with reference to the State Department of Public Instruction will apply in principle with equal force to the office of County Superintendent. There is no more important office in the county than the office of County Superintendent. There is no office in the county so poorly paid nor one, where ably filled, rendering greater service to the county. No position immediately connected with the school offers such an opportunity to do things for the schools. The supervision of the rural schools is very inadequate and will continue to be so under present plans of supervision. Some states employ township supervisors of schools. Power of leadership is essential in one who aspires to this office. It has frequently been suggested that requirements as to qualifications for the office should be raised, that the compensation of the county superintendent should be equal, at least, to that of the best paid officer in the county, that a longer tenure of office than two years should be guaranteed for good service, and that county boards of education choose the county superintendent in the same manner as city boards select city superintendents.

THE CITY SUPERINTENDENCY.

It seems almost ridiculous that city boards can legally contract with their superintendents of schools for only one year. This time should be increased to three years.

Quoting from the report of the Committee of the Better Iowa Schools Commission, on School Administration and Organization: "It is certainly a great handicap for a superintendent who is endeavoring to work out certain plans or reforms to feel that he will be up for re-election in nine months from the time he enters upon his duties. In Ohio, school boards are privileged to hire city superintendents for a term of one to five years."

TEACHERS' CERTIFICATES.

The statutes relative to teachers' certificates should be unified and simplified. The two series of special certificates, viz., special



LIBRARY READING ROOM, IOWA STATE TEACHERS' COLLEGE, CEDAR FALLS, IOWA



ENGINEERING HALL, IOWA STATE COLLEGE, AMES, IOWA



THE LAW BUILDING, S. U. I., IOWA CITY



IOWA STATE TEACHERS' COLLEGE, ADMINISTRATION BUILDING, CEDAR FALLS, IOWA



EAST HIGH SCHOOL, DES MOINES IOWA



THE MILFORD CONSOLIDATED SCHOOL

The Milford consolidated school building is 65x100 feet. About 100 pupils are carried to and from school by six hacks. The high school has been designated by the State Department of Education as one of the Normal Training High Schools. Home economics, manual training, and agriculture are included in the course of study. The school is well equipped for the teaching of the different industrial subjects. The high school teachers are either college or university graduates. Well prepared teachers are employed in the grades.



MARATHON CONSOLIDATED SCHOOL

The Marathon Consolidated School was built in 1903 at a cost of $22,000. The building is 72x76x27, having the full two stories and a basement. The outside walls are of pressed brick with hollow brick inner walls and partitions, thereby making it as nearly fireproof as possible. It has a heavy rock foundation and its construction is of the best. The building contains ten school rooms, including the Domestic Science and Manual Training departments, and also has two recitation rooms, a library and superintendent's office. The basement contains a playroom, the fan heating and ventilating system, and dry closets. A regular four-year high school course is taught, and in addition the Normal Training, Domestic Science, Manual Training and the elements of Agriculture.



ONE-ROOM BUILDING, SUB. DIST. NO. 1, MASON TOWNSHIP, CERRO GORDO COUNTY



TWO-ROOM BUILDING, ROCK FALLS, IOWA, CERRO GORDO COUNTY

state certificates and special uniform county certificates, make needless complications. No special certificate should be issued to one who has not had very thorough preparation for teaching his special subject. To such person a special state certificate should be issued.

In general, the validity of a certificate should be limited to the grade of work for which the certificate shows the holder to have adequate preparation. Under our present statute, second and third grade uniform county certificates, which are issued upon an examination in common branches only, are valid for high school teaching.

A certificate would be a better safeguard against inadequate preparation if our uniform county certificates were made valid for common schools only, and special certificates and state certificates made valid for high school teaching.

A low standard for permanent certificates tends to fix a low standard for the teaching profession. It would be better for the good teachers and for the children of the state if the minimum standard for a teacher's permanent certificate wre not less than the first grade uniform county certificate, with five years of teaching experience as required by our present statute.

The life validation of the second grade uniform county certificate which is based upon an examination in the common branches only, thus making the completion of the eighth grade the minimum standard of scholarship for a permanent teacher's certificate, is exceedingly detrimental to the best interests of teachers and schools. It was doubtless the intention of those who favored the statute to insure teachers of long experience against further examinations or requirements in pedagogical reading, but as a matter of fact, it has become a standard for young teachers. To many, the possession of a license valid for life, for teaching in any public school, no matter how meager the scholarship it represents, signifies the end of preparation.

Persons entering the teaching profession are not different in this respect from those entering other professions. If the examination for admission to the bar were based upon six months' study of law, many would enter the profession with just that much preparation. The same would be true of the profession of medicine. The one who trains the mind and molds the character of the child should have just as thorough preparation for his work as the one who attends to the ailments of his body.

Low standards not only handicap good teachers by placing them in competition with persons of inferior preparation, but they materially interfere with the efforts of the Educational Board of Examiners to establish reciprocal relations with other states.

The power given the Educational Board of Examiners by Section 2630-e of the Code, should be extended so that the Board would be empowered to grant certificates upon the basis of diplomas from first class colleges of other states, if the holders of such diplomas are persons of unquestioned success in the teaching profession.

REVISION AND SIMPLIFICATION OF THE SCHOOL LAWS.

Many sections of our school laws should be re-written and made to harmonize. In the attempts to amend the school laws and adapt them to changed conditions and new needs during the past 60 years, certain sections are not only very difficult of interpretation but are actually conflicting and contradictory. The School Laws should be so simple that school officers will have very little difficulty in understanding them.

NORMAL TRAINING IN HIGH SCHOOLS.

BY FRED L. MAHANNAH, INSPECTOR.

Between 75 and 80 per cent of the teachers employed in the rural schools of Iowa come directly from the high schools of the state without any additional preparation. These teachers, as students in the high school, pursued courses of study designed primarily to prepare for college entrance rather than for teaching a country school. No particular attention was given to the common branches that they are called upon to teach in the rural school. Very few high schools give any instruction whatever in psychology or the principles of teaching to those students who later expect to teach in the rural schools.

In the light of these facts and conditions, the High School Normal Training law, passed by the Thirty-fourth General Assembly is perhaps the most important effort the state has made in the way of providing facilities for the training of teachers for the rural schools. If the rural school is looking to the high schools for its supply of teachers—and at present it seems that it must of necessity do so—it is essential indeed that the high schools give more direct attention to those students who, on completing the high school course expect to become teachers in the rural schools.

The High School Normal Training law passed by the Thirty-fourth General Assembly authorizes the Superintendent of Public Instruction to designate certain high schools as Normal Training High Schools. These high

schools are to offer in the eleventh and twelfth grades teachers' courses in arithmetic, grammar, history, and reading, and also give instruction in home economics, agriculture, and pedagogy. Each high school designated by the Superintendent of Public Instruction that offers the above course and maintains a class, of at least ten, during each semester, is to receive annually from the state the amount of Five Hundred Dollars ($500.00).

The high schools that were designated for the year 1911 and 1912 with the enrollment in each is as follows:

	County	Town	Enrollment	
			1st semester	2nd semester
1	Adair	Greenfield	10	13
2	Allamakee	Waukon	24	19
3	Audubon	Audubon	15	13
4	Boone	Boone	15	11
5	Bremer	Waverly	18	12
6	Buena Vista	Marathon	11	11
7	Carroll	Carroll	14	12
8	Cass	Atlantic	12	20
9	Cherokee	Cherokee	14	14
10	Chickasaw	New Hampton	13	14
11	Clarke	Osceola	14	14
12	Clay	Spencer	11	18
13	Clayton	Elkader	23	22
14	Clinton	Clinton	35	43
15	Decatur	Garden Grove	10	16
16	Delaware	Manchester	28	27
17	Dubuque	Dubuque	10	10
18	Franklin	Hampton	12	11
19	Guthrie	Guthrie Co. High School	10	12
20	Harrison	Woodbine	10	12
21	Ida	Ida Grove	12	14
22	Jackson	Maquoketa	16	17
23	Jasper	Newton	12	11
24	Keokuk	What Cheer	20	19
25	Kossuth	Algona	10	10
26	Louisa	Wapello	12	12
27	Marshall	Marshalltown	18	19
28	Mills	Malvern	18	14
29	Mitchell	Osage	13	13
30	Monona	Onawa	12	12
31	Montgomery	Red Oak	10	14
32	Palo Alto	Emmetsburg	12	10
33	Plymouth	LeMars	20	22
34	Sac	Lake City	15	18
35	Sioux	Rock Valley	12	14
36	Union	Creston	20	20
37	Corydon	Wayne	12	11
38	Woodbury	Correctionville	20	24
39	Worth	Northwood	12	12
40	Wright	Clarion	14	14
		Total	599	624

It would be unreasonable to expect results the first year that will be possible after the course is once firmly established and adjusted to the courses already maintained; but the schools designated as Normal Training High Schools have in a very large majority of cases succeeded even better than was expected for the first year. In most cases an extra room has been fitted up, in which a complete domestic science equipment has been installed at a cost, in most cases, much in excess of the aid received

from the state. The home economics, from the first has proven very popular with the pupils and patrons, and with but few exceptions, the work has been under a teacher specially trained in household arts and kindred subjects.

It has been very difficult, however, to get teachers of agriculture who have had training adequate to teach the subject as it ought to be taught, but this fact furnishes only additional evidence of the great need there is for training teachers of agriculture. It would be very unwise to postpone the teaching of agriculture until we can secure teachers properly trained in the subject; for the supply will not increase until there is an effective demand. Teachers will not prepare themselves for positions that do not exist.

The work offered in the teacher courses in the common branches and pedagogy, has done much to stimulate an interest in the common branches, as well as to furnish those who take them in the Normal course with more knowledge of the subject matter of those branches.

The opportunity given Normal Training students to do observation work in graded schools and rural schools has been two-fold in its effect. It has not only given the Normal Training students a better insight into questions of school management and methods of instruction, accompanied by greater interest in those important subjects, but it has also stimulated a healthy professional spirit among the regular teachers of the schools whose daily work is under observation by the Normal Training students.

The observation work in the primary grades, when under proper direction is particularly effective for two reasons. First, the teachers in those grades, especially the first, being as a rule well trained, the Normal Training students have thereby an opportunity to observe modern primary methods in the hands of skilled teachers. This opportunity is especially valuable on account of the fact that the rural schools are made up largely of pupils in the lower grades. Second, the teachers in the grades knowing that their work is to be observed, have an additional incentive to make it meet required standards.

In many of the Normal Training High Schools some valuable practice teaching is being done by the Normal Training students.

According to the provisions of the Normal Training Act, $25,000, was available for the year 1911 and 1912, and $50,000, for the year 1912 and 1913 and for each year thereafter. The $50,000, available for the second year of the biennium, making it possible for the Department of Public Instruction to designate additional schools, the following were designated prior to September 1, 1912:

County	Town	County	Town
Adams	Corning.	Monroe	Albia.
Appanoose	Moulton.	Muscatine	West Liberty.
Benton	Belle Plaine.	O'Brien	Sheldon.
Buchanan	Independence.		Sutherland.
Cass	Griswold.	Osceola	Sibley.
Cerro Gordo	Mason City.	Page	Clarinda.
Crawford	Denison.	Pocahontas	Fonda.
Dallas	Dallas Center.		Rolfe.
Dickinson	Milford.	Pottawattamie	Avoca.
Emmet	Estherville.		Oakland.
Fayette	Oelwein.	Poweshiek	Montezuma.
Floyd	Rockford.	Ringgold	Mount Ayr.
Grundy	Grundy Center.	Sac	Odebolt.
Hamilton	Webster City.	Shelby	Harlan.
Hancock	Britt.	Story	Ames.
	Garner.	Tama	Traer.
Hardin	Eldora.	Taylor	Bedford.
Howard	Cresco.	Van Buren	Farmington.
Humboldt	Humboldt.	Wapello	Ottumwa.
Johnson	Iowa City.	Warren	Indianola.
Jones	Monticello.	Washington	Washington.
Lee	Ft. Madison.	Winnebago	Buffalo Center.
Lucas	Chariton.	Wright	Eagle Grove.
Mahaska	Oskaloosa.	Central Univ.	Pella.

The enrollment in the Normal Training High Schools for the year 1912-1913, as reported by the superintendent for the first semester of the school year shows a material increase over the enrollment of last year. The enrollment, as reported for the first semester of the school year 1912-1913, is as follows:

County	Town	Enrollment 1st Semester
Adair	Greenfield	12
Adams	Corning	12
Allamakee	Waukon	24
Appanoose	Moulton	16
Audubon	Audubon	16
Benton	Belle Plaine	16
Boone	Boone	14
Bremer	Waverly	15
Buchanan	Independence	13
Buena Vista	Marathon	10
Calhoun	Lake City	17
Carroll	Carroll	12
Cass	Atlantic	20
Cass	Griswold	12
Cerro Gordo	Mason City	21
Cherokee	Cherokee	33
Chickasaw	New Hampton	16
Clarke	Osceola	27
Clay	Spencer	22
Clayton	Elkader	24
Clinton	Clinton	36
Crawford	Denison	22
Dallas	Dallas Center	14
Decatur	Garden Grove	16
Delaware	Manchester	20
Dickinson	Milford	13
Dubuque	Dubuque	10
Emmet	Estherville	14
Fayette	Oelwein	12
Floyd	Rockford	33
Franklin	Hampton	15
Grundy	Grundy Center	22

ENROLLMENT NORMAL TRAINING SCHOOLS—CONTINUED.

County	Town	Enrollment 1st Semester
Guthrie	Guthrie County High School	24
Hamilton	Webster City	15
Hancock	Britt	23
Hancock	Garner	13
Hardin	Eldora	13
Harrison	Woodbine	18
Howard	Cresco	19
Humboldt	Humboldt	17
Ida	Ida Grove	13
Jackson	Maquoketa	18
Jasper	Newton	22
Johnson	Iowa City	16
Jones	Monticello	20
Keokuk	Algona	17
Kossuth	What Cheer	20
Lee	Ft. Madison	19
Louisa	Wapello	13
Lucas	Charlton	16
Madison	Earlham	24
Mahaska	Oskaloosa	17
Marshall	Marshalltown	10
Mills	Malvern	18
Mitchell	Osage	13
Monona	Onawa	15
Monroe	Albia	25
Montgomery	Red Oak	24
Muscatine	West Liberty	22
O'Brien	Sheldon	15
O'Brien	Sutherland	16
Osceola	Sibley	15
Palo Alto	Emmetsburg	10
Plymouth	LeMars	28
Pocahontas	Fonda	12
Pocahontas	Rolfe	27
Pottawattamie	Avoca	12
Pottawattahie	Oakland	18
Poweshiek	Montezuma	15
Ringgold	Mount Ayr	11
Sac	Odebolt	11
Shelby	Harlan	13
Sioux	Rock Valley	11
Story	Ames	16
Tama	Traer	15
Taylor	Bedford	22
Union	Creston	23
Van Buren	Farmington	18
Wapello	Ottumwa	45
Warren	Indianola	45
Washington	Washington	12
Wayne	Corydon	12
Winnebago	Buffalo Center	18
Woodbury	Correctionville	11
Worth	Northwood	11
Wright	Clarion	22
Wright	Eagle Grove	32
Central University	Pella	

FINANCIAL STATEMENT.
JULY 4, 1911, TO JUNE 30, 1912.

Total amount of aid to schools	$ 25,000.00
Salary of Inspector	2,000.00
Traveling expenses of Inspector	617.40
Amount of appropriation unused and turned back to the General State Fund	2,382.60
Total	$ 25,000.00

NOTE—The failure of a few high schools designated to meet the requirements accounts for the unused portion of the appropriation.

ENDORSEMENTS OF THE NORMAL TRAINING COURSE BY CITY SUPERINTENDENTS.

The following statements from the Superintendents of city schools where the Normal Course was installed during the first year, serve to show the attitude of these school superintendents towards the High School Normal Training Course.

The Normal Training Course gives students broader view of their work. Observation work in both rural and graded schools, and practice teaching brings pupils into more sympathetic relation with work of teaching. Two years of work with a definite aim in view leads to more systematic work. I am heartily in sympathy with the normal training idea.

E. C. MEREDITH,
Superintendent of Schools, Boone, Iowa.

We hold the course to be a help to our entire high school work. Our pupils consider the normal course as difficult a course as we have. Their ideas of the responsibility of the teacher have been greatly increased; we have never had a senior class enter upon their last year's work with so much seriousness as the class of this year, ten of the nineteen being normal students.

FRANK E. GREEN,
Superintendent of Schools, Malvern, Iowa.

Although I have always been a believer in Normal Training High School, the work of the past year has more than met my highest expectations. It has been demonstrated that the student of high school age may be developed into a strong, purposeful, and well informed teacher.

CHAS. F. PYE,
Superintendent of Schools, Waukon, Iowa.

The more adequate training of teachers for the rural schools justifies the existence of the Normal Training Department. The presence in the high school of a considerable body of students, working with definite aim to prepare themselves for a life of public service, has a stimulating influence on the whole school.

M. A. REED,
Superintendent of Schools, Woodbine, Iowa.

The students taking the normal training course have a sympathy with the problems of discipline, and feel such a responsibility in the work for which they are preparing, that they materially improve the discipline of the high school by their example.

W. M. SNYDER,
Superintendent of Schools, What Cheer, Iowa.

The High School Normal, while not ideal, is the best solution yet offered for the rural school problem. It affords high school pupils enrolled in the normal course some conception of the work they will be engaged in while teaching, and stimulates them to a keener interest in the professional career which will soon be felt in every rural district.

ADAM PICKETT,
Superintendent of Schools, Creston, Iowa.

The Normal Training Course in the high school is bringing about definite preparation for teaching on the part of high school pupils during the last two years of the course. It develops professional spirit among those planning to be teachers, and the room visitation required of the students and their criticisms tend to make our city teachers stronger in their work. There are great possibilities for good in this course and the people are realizing these more fully this year than they did last.

H. P. SMITH,
Superintendent of Schools, Newton, Iowa.

The introduction of normal training into the Northwood High School has added to its prestige in the community and increased the interest of its patrons in its work. It has increased the attendance, especially from rural districts. It has awakened a desire for proficiency in the certificate branches, notably in home economics. It has induced better work among teachers and pupils of all departments. It is beginning to cause the people to realize that even rural teachers should have some preparation for their work.

H. A. DWELLE,
Superintendent of Schools, Northwood, Iowa.

Aside from the benefit to the individual student in preparing him to teach there comes a value to the individual as a student, and a reflex action on the school as a whole. In this course the student approaches the common branches from the philosophic side, and this attitude of mind will be with him in all his studies. The study of elementary psychology and pedagogy is very valuable in this connection, and the subject is a valuable one for any student in his senior year. This maturity of thought engendered in this course reflects the same in the other courses. This is not theoretical, but I have seen it work out in the high school. This indirect result is wholesome.

F. A. WELSH,
Superintendent of Schools, Hampton, Iowa.

We believe the twelve of fifteen girls who have gone out this year to teach in the country schools from our high school have done so with a great deal better preparation than former pupils. They have discovered something of what the work of a teacher is before taking up the work and learning everything by their own personal experience. These young ladies have now spent nearly a year in getting ready for the beginning of school and this preparation will certainly tell. It has been of very great value to both our grade and high school teachers. When teachers must present subjects to their pupils so that students may learn pedagogy from their presentation, they are inspired to put forth their very best efforts to see that there is real value in every recitation to the class.

J. R. INMAN,
Superintendent of Schools, Manchester, Iowa.

We have had the Normal Course in the Marshalltown high school one year and we find it a valuable acquisition to our high school work. I have

observed that the school itself has been benefited by giving more purpose and dignity to the general school efforts, and the pupils have found the training helpful for their work as teachers.

First. They were able to pass the state examinations better than students who did not take the Normal Course.

Second. They were well informed by study and practice how to proceed when they took up their work in the rural schools.

Third. They had more interest and definite purpose in their teaching.

The High School Normal Course in my opinion is the best move for giving better teachers to the rural schools that has been made by the state. Until state Normal schools are well established throughout the state so that they meet all the needs of the city schools and the rural schools, the high school Normal course is the best thing to maintain.

A. PALMER,
Superintendent of Schools, Marshalltown, Iowa.

The valuable elements in the normal course as observed in the Emmetsburg High School are as follows:

First. It effects the entire student body of the high school in that it causes the pupil to choose a fixed purpose early in his course and shape his work toward its accomplishment.

Second. The study of pedagogy reveals to these prospective teachers in a systematic way what he must otherwise learn through blind groping and serious blundering. Also by the development of the necessary elements in the study of psychology, a splendid opportunity is given the pupil to study and to know his real self.

Third. The greatest benefit, however, which I believe to be derived from this course is the breaking away from the time honored custom of so-called "Preparation for College," and the infusion into our courses of study, those subjects which are going to meet the greatest need of that large proportion of our young people who never go to college, yet who perform the great burden of the world's work.

Again, in the observation work, I note the following stimulating effects:

1st. Teachers are lead to make more careful daily preparation and to present the work more systematically in that they know they are being critically observed.

2d. Pupils catch the same spirit and strive to make the best possible showing.

3d. The student gains a definite idea of the method of the proceedure by observing from a professional viewpoint, the actual work of a skillful and experienced teacher.

J. R. MCCOMBS,
Superintendent of Schools, Emmetsburg, Iowa.

Too long has the notion prevailed that any one can be a teacher. The better teachers are prepared for their work the less will that idea be accepted. The Normal High Schools give some needed training to those desiring to teach, thereby establishing some professional spirit.

The review of common branches intensifies the interest of the pupil in them. Many subjects that were so difficult when taken in the eighth grade are so interesting when studied in the high school. Such common branches have taken on new life. These ideas will also be reflected in the selection of studies by other pupils.

W. H. GEMMILL,
Superintendent of Schools, Carroll, Iowa.

Our teachers go out into the work with a firmer belief in themselves, a deeper sense of the responsibility of their position, a desire to do good to the children and the community, with higher ideals of great things to be accomplished in the rural school. When to this has been added a working knowledge of domestic science and agriculture, they are in touch with some of the real things of education in the rural school. They are getting a deeper insight into the needs of the school and community. They are reading literature along these lines, and when they get into a school they are better able to adjust themselves to their rural environment, and are doing so.

ROBERT RIENOW,
Superintendent of Schools, Elkader, Iowa.



AUDITORIUM BUILDING, IOWA STATE TEACHERS' COLLEGE, CEDAR FALLS, IOWA



AGRICULTURAL BUILDING, IOWA STATE COLLEGE, AMES, IOWA.



LIBRARY AND MUSEUM, IOWA STATE TEACHERS' COLLEGE, CEDAR FALLS, IOWA



THE UNIVERSITY HOSPITAL, S. U. I., IOWA CITY, IOWA
The hospital with its extensive new wings has about 225 beds and last year accommodated 2,500 patients.



BUFFALO CENTER CONSOLIDATED SCHOOLS

The building is strictly modern, being equipped with a fan ventilating system, automatic sewerage disposal, sanitary drinking fountains, a lunch room for the accommodation of pupils from the country, and a steam heating plant.

The grade and class rooms are well lighted, heated, and ventilated. The assembly room has a seating capacity of 120 with five connecting class rooms on the second floor. In the basement is a plase for manual training; also a dining room, a sewing room and a kitchen for girls.

The Buffalo Center High School has recently been designated as a Normal Training High School. In its curriculum is found two years of manual training, one year of cooking, one year of sewing, and one year of agriculture.



THE HALL OF PHYSICS, S. U. I., IOWA CITY, IOWA



STOCK JUDGING AND STOCK PAVILION, IOWA STATE COLLEGE, AMES, IOWA

The place where winning teams are trained.



HOME ECONOMICS LABORATORY, IOWA STATE COLLEGE AMES, IOWA



OSAGE HIGH SCHOOL



MANUAL TRAINING ROOM, OSAGE HIGH SCHOOL

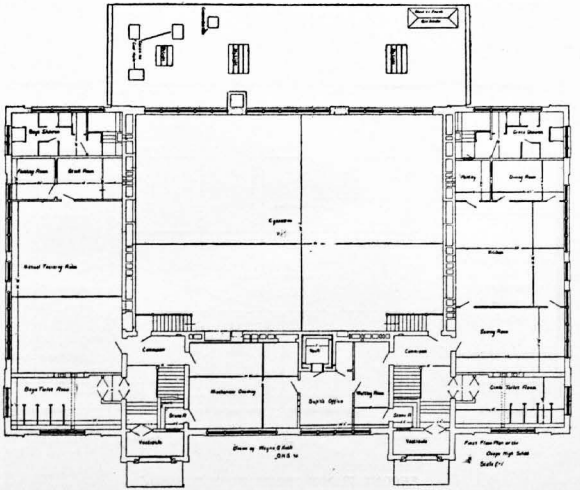

FIRST FLOOR OSAGE HIGH SCHOOL.

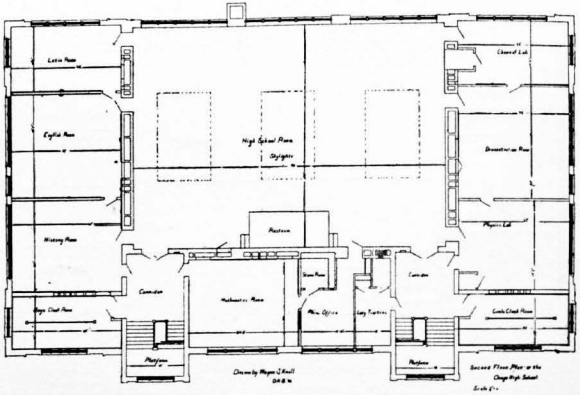

SECOND FLOOR OSAGE HIGH SCHOOL.

OFFICIAL CALL.

To the County Superintendents:

You are hereby called to a meeting of County Superintendents, April 25, 26, 1911. Your expenses will be paid under the provisions of Section 2742.

A. M. DEYOE,
Superintendent of Public Instruction.

Suggested List of Topics for Discussion

1. Recent School Legislation.
2. The future Normal Institute.
3. The paramount duty of the County Superintendent.
4. Transient Teachers.
5. Should the High School be a Finishing School?
6. Revision of the Hand-book.
7. Definite ways of conducting an Educational Campaign in the township, county, and state for better schools.
8. Elementary Agriculture and Home Economics.
9. Methods of conducting Eighth Year Rural School Examination and Graduation Exercises.
10. Enforcing the Compulsory Attendance Law.
11. What specific matters should form a basis for Advancement of our Public School System?
    (a) Legislative.
    (b) Administrative.
12. Organized effort among the County Superintendents.
13. Certificate Regulations.
14. Medical Inspection in the Public Schools.
15. Reading in the Rural Schools.
16. Sanitary conditions of School Buildings; Heat, Light, Ventilation, and Cleanliness.
17. Is it desirable to have a separate school for the older boys and girls who can attend school only three or four months during the year?
18. Professional Reading and Professional Spirit.
19. School Exhibits.
20. The Rural School Library.
21. Township High Schools.
22. Teachers' Salaries and Tenure of Contract.

OFFICIAL CALL.

To the County Superintendents:

You are hereby called to a meeting of the County Superintendents at Ames, June 8, 9, and 10, 1911. Your expenses will be paid under the provisions of Section 2742, School Laws of Iowa.

A. M. DEYOE,
Superintendent of Public Instruction.

Dear Superintendents:

As you doubtless are aware, the County Superintendents at their last session, April 26th, voted to hold the next convention at Ames, June 8, 9, 10. In harmony with the wish thus expressed and in accordance with the law, Section 2742, I hereby call the next convention of County Superintendents to meet at Ames, June 8, 9, 10, 1911, to consider questions of educational policy of great importance to the interest of the state.

The convention will meet at 2 o'clock, Thursday, June 8, in the assembly room of the Hall of Agriculture, where all the sessions of the convention will be held.

The principal theme of the convention will be the improvement of the rural schools with special emphasis upon the new movement for an education more fully adapted to the needs of the times.

The plan of the program will be to devote each session or half session to a definite topic, and to consider under those topics the things that can and should be done in Iowa now, and the best ways and means of doing them.

The rural teachers course in the accredited high school, the teaching of elementary agriculture and home economics in the rural schools, boys and girls clubs, manual training for the country, competitive exhibits and similar topics will be given consideration.

I am authorized to extend to you on behalf of the Iowa State College of Agriculture and Mechanic Arts, an invitation to be present at the formal commencement exercises which take place on the campus at 10:00 A. M., Thursday, June 8th. The address will be by Dr. Newell Dwight Hillis. You will receive invitations from the college giving more complete information.

I have asked Prof. A. V. Storm, Dean of the Summer School, to write you more fully about the arrangement while at Ames.

I sincerely hope you will be present at this convention.

A. M. DEYOE,
May 23, 1911. Superintendent Public Instruction.

HALL OF AGRICULTURE.

Thursday, June 8th.

State Superintendent A. M. Deyoe, presiding.

Centralized Rural High Schools—Kate Logan, Carolyn Forgrave, J. A Woodruff, Jennie S. Huegle.

General Discussion.

Thursday Evening, Eight O'Clock.

1. Organizations—Clubs, Granges, Scouts, Associations, etc.
   Among Boys and Girls—E. C. Bishop, Jessie Field, George E. Masters.
   Among Adults—P. G. Holden, H. T. McVicker, H. E. LaRue, Mary E. Hostetler.
2. The County Superintendent's Opportunity for Leadership.
   L. Antrim, Della Simons, Mary Casey, A. J. Oblinger, A. B. Alderman.

   General Discussion.

Friday, Eight-thirty A. M.

Frank D. Joseph presiding.
The Redirected Rural School.
The "What" and "How" of its Work in

(a) Household Economics, Neale S. Knowles.
(b) Manual Training, J. R. Bailey.
(c) Agriculture, A. V. Storm.
(d) Correlation of these with other work, M. L. Howell.
General Discussion.

Friday, One-thirty P. M.

Fred Mahannah, presiding.
The Teachers' Course in the High School. What shall it offer in:

(a) Home Economics, Neale S. Knowles.
(b) Manual Training, J. R. Bailey.
(c) Agriculture, A. V. Storm.
(d) Methods, W. H. Bender.
(e) From the Standpoint of the City High School, E. C. Meredith, L. H. Maus.
General Discussion.

SATURDAY, EIGHT A. M.

How the County Superintendent and the College can be Mutually helpful. C. F. Curtis, Clara L. Cowgill, Ira J. Scott.

Some things worth doing in the interests of better rural schools. George E. Farrell, O. E. Gunderson, F. E. Fuller, W. P. Jensen, Mary E. Faint, Harry B. Smith, Lillie Patton, T. B. Morris, and others. General discussion.

OFFICIAL CALL.

To the County Superintendents:

You are hereby called officially to a meeting of County Superintendents to be held at Des Moines, Thursday, Friday and Saturday, November 9, 10 and 11, 1911. Under provision of Section 2742, your expenses will be defrayed.

ALBERT M. DEYOE,
Superintendent Public Instruction.

October 16, 1911.

WEDNESDAY MORNING, APRIL 17.

1. Short Address, President Seerley.
2. The units of organization and school administration in Iowa. What changes should be made? Superintendents Farrell, Simons and Parrott.
3. How best secure a thorough revision of the School Laws? Superintendents Miller and Oblinger.

(Superintendents are requested to designate some defects and inconsistencies in the School Laws and suggest amendment or revision.)

4. How secure professional study and stimulate professional spirit among teachers? Superintendents Harlow, Rider and Young.
5. The annual Report. Superintendents Morris and La Rue.

WEDNESDAY AFTERNOON, APRIL 17.

"The County Life School"—what should it be?

1. The course of study. What? How much? Superintendents Logan and Woodruff.
2. The school—a community center.
   a. Education for the general public.
   b. Public social gatherings.
   c. A medium for out-of-door recreation and sports. Superintendents Masters and Cowgill.
3. School building and equipment. Superintendents Brown and Alderman.
4. Grounds. How large? How utilized? Superintendents Forgrave and Antrim.
5. The financial problem.
   a. Buildings and grounds. How obtained?
   b. Current expenses. Superintendents Hunt and McGee.

General Discussion.

WEDNESDAY EVENING.

Six o'clock dinner given by the Faculty of the Iowa State Teachers College.

THURSDAY MORNING, APRIL 18.

---

1. The Tuition Law:
   a. Relation to the education of the country boy and girl.
   b. How and when should the average cost of tuition be determined?
   c. Should high schools be inspected and classified under the tuition law? How?
   d. Is legislation governing eighth year examinations essential? Superintendents Jensen and Iverson.
2. Factors in the training of teachers for the rural schools:
   a. The High Schools.
   b. Normal Schools and Colleges.
   c. The Normal Institute.
   d. Should the completion of a stipulated course be required of all applicants for uniform county certificates?
3. The provisional certificate, a menace to the teaching profession—under what circumstances should it be issued and how long valid?

THURSDAY AFTERNOON, APRIL 18.

---

1. Weak places in the grades. Prof. Bender.
2. To what extent should contests be given a place in education?
3. The County Superintendency.
   a. Professional.
   b. Supervision.
   c. Judicial.
   d. Executive.
   e. Business duties of the office.

Note—Leaders have been appointed to open the discussion on some topics, following which a lively general discussion is desirable.

OFFICIAL CALL.

To the County Superintendents:

You are hereby called to a meeting of the County Superintendents at Des Moines, Iowa, November 6, 7, 8 and 9. Your reasonable expenses to and from this meeting and while in attendance thereon will be defrayed by your county, under Section 2742 of the Code.

The meeting will convene promptly, and your attention is directed to the special and general programs which have been prepared for this occasion.

A. M. DEYOE,
Superintendent of Public Instruction.

October 24, 1912.

CIRCULAR LETTERS.

CIRCULAR NO. 1—1911.

To the County Superintendents:

GREETING.

With the opening of the new year, you as county superintendents assume, many of you for the first time, duties second in importance to none in the gift of the people. To the energetic conscientious person, the office of county superintendent is no sinecure. On the contrary your energies will be severely taxed. I extend to you my most cordial greetings and I hope that I may be able to help to hold up your hands in your several fields of labor and to this end, I trust you will keep me fully advised of your plans and aspirations and that you will not hesitate to communicate with me freely concerning your work.

It shall be my purpose to aid you wherever I can and for that purpose I shall communicate with you frequently concerning the educational interests of our state. At the present time I wish to call your attention to the following topics:

SCHOOL VISITATION.

School supervision is your most important work. All else should be secondary to it. An encouraging word here, a suggestion there and the inspiration of your presence everywhere is your great opportunity. Section 2734-b makes it mandatory for you to visit the schools of your county. It also provides that you shall give personal instruction, but this is not construed to mean that you shall take the school out of the hands of the teacher unless you so desire, but you have full authority to do so.

ANNUAL ELECTIONS.

You should at this time provide yourself with a supply of blanks for the use of your school officers in calling and conducting the annual meeting of the subdistricts and the annual meetings of the corporations.

Subdistrict Meetings.—Each director of a subdistrict should be provided with three blanks similar to form number 11, page 158 of the School Laws. It is the duty of the director of each subdistrict to post three notices not less than five days prior to the meeting, which occurs on the *First Monday* in March. See sections 2751, 2752 and 2753 for the law governing the subdistrict meeting.

Corporation, Annual Meeting of—The secretary of the school board in each school corporation gives the notices for the annual meeting of the electors. To enable the secretaries of school townships, rural independent districts and independent village and town districts and city districts that do not have registration (having a population of less than 5,000) to give proper notice, you should furnish each one with five blanks for "Notice of Annual Meeting," similar to form 8, page 157 of the School Laws. Since these notices must be posted ten days they should be in the hands of the secretaries at least two weeks before the *Second Monday* in March. the day for the annual meeting.

In school corporations having 5,000 or more inhabitants, the secretaries should be furnished with at least one blank notice for each voting precinct, which should be placed in his hands at least two weeks prior to the *Second Monday* in March. See section 2755.

Propositions.—If propositions are to be submitted to the electors at the annual meeting, they must appear in the notices for the annual meeting. In order that they may appear in the notices, it is necessary that the board, while in session, direct the secretary to give notice that they will be submitted. The board may do this of its own accord, but if petitioned as provided in the last paragraph of section 2749, it is mandatory on the board to give notice, but the petition provided therein must be filed in time to enable it to meet to direct the secretary to give the notice. The law governing the annual meeting of the corporation is found in sections 2746, 2747, 2748, 2749, 2754, 2755, 2756, 2812-d, 2831 and 2836.

JANUARY EXAMINATION.

On Wednesday, Thursday and Friday, January 25th, 26th and 27th, will occur the first regular examinations for county certificates this year. In this connection, I desire to direct your attention to the most important rules governing these examinations. The rules cited below are of particular importance and I believe will answer nearly all of the questions likely to arise.

RULES.

1. Age for admission to examination. Rule 6.
2. Program of examination. Rule 10.
3. Divided examination. Rule 18.
4. Subjects to be written in the first attempt to obtain a certificate. Rule 22.
5. Subjects required in a second examination within a year. Rule 23.

Note: This rule applies whether the first examination was written under rule 22, rule 43 or rule 44.

6. What to do in a third examination. Rule 24.

Note: Notice that this rule refers the applicant to rules 22 and 44 and should also refer to rule 43 to determine what subjects should be taken in the third examination.

7. Passing from a non-renewable second grade to a renewable certificate—first trial. Rule 43.
8. Passing from a second grade to a first grade certificate—first trial. Rule 44.
9. Standings required for any grade of certificates. Rule 27.

REGULATIONS DISTRIBUTED.

I am sending you under separate cover the remainder of the last edition of the Regulations Governing the Issuing of Uniform County Certificates. Please distribute them sparingly because it will be impossible to send you more and you should have a few on hand at the time of the examination.

Very truly yours,

A. M. DEYOE,

January 10, 1911. Superintendent of Public Instruction.

To the County Superintendents:

On the 27th day of March, the legislature officially adopted the "Song of Iowa," by S. H. M. Byers, as the State Song. It has for years been in the hearts of Iowa people and has been sung by thousands in the schools adn wherever Iowa people come together. Because the sentiment of the song incites our youth to patriotism, it is asked that the superintendents and teachers of the state in every county shall encourage the boys and girls to commit the song to memory and to sing it on every appropriate occasion, and especially on the coming "Arbor Day."

To aid in this direction, a lover of the schools will at once furnish to superintendents free 25,000 to 50,000 copies of the words and music to be divided among the teachers. You will receive a package with this, and you are requested to send the same to the teachers of your county, together with the request that they be used in their schools as suggested here.

The music is simple, yet powerful. It was a German student song two hundred years ago; in the Civil war it was used to the Confederate song, "My Maryland."

Very truly yours,

A. M. DEYOE,

April 15, 1911. Superintendent of Public Instruction.

CIRCULAR NO. 5—1911.

RECENT SCHOOL LEGISLATION.

EXTRACTS FROM THE SCHOOL LAWS AS AMENDED BY THE THIRTY-FOURTH GENERAL ASSEMBLY.

Published by the Superintendent of Public Instruction, under Authority of the Executive Council.

The Iowa Code provides that the Superintendent of Public Instruction shall, every four years, if deemed necessary, cause to be printed and distributed, to school officers of the state, copies of the Iowa school laws. This is the year for publishing these laws, but they will not reach the school officers for several months.

The Thirty-fourth General Assembly enacted some excellent school laws which are creating a great deal of interest. As a result, the Department of Education has exhausted its copies of these bills. In order to meet the demands, the Executive Council ordered printed copies of all laws affecting the public schools. There will no doubt be many calls for these pamphlets, and in order that the demand may be met, the Department asks all School Officers, County and City Superintendents, to help preserve the copies, that all who are interested may know the changes made.

A. M. DEYOE,

April 19, 1911. Superintendent Public Instruction.

SENATE FILE NO. 101.

AN ACT to repeal sections twenty-six hundred and thirty-four-b (2634-b), twenty-six hundred and thirty-four-c (2634-c), and twenty-six hundred and thirty-four-d (2634-d), Supplement to the Code, 1907, and to enact substitutes therefor, relating to the training of teachers for rural schools and making appropriations therefor.

Be it Enacted by the General Assembly of the State of Iowa:

Section 1. Section twenty-six hundred and thirty-four-b (2634-b), twenty-six hundred and thirty-four-c (2634-c), and twenty-six hundred and thirty-four-d (2634-d), of the Supplement to the Code of 1907, are hereby repealed and the following enacted in lieu thereof:

Sec. 2. For the purpose of increasing the facilities for training teachers for the rural schools, by requiring a review of such common branches as may be deemed essential by the Superintendent of Public Instruction and for instruction in elementary pedagogy and the art of teaching elementary agriculture and home economics, provision is hereby made for normal courses of study and training in the eleventh and twelfth grades in such accredited four year high schools as the Superintendent of Public Instruction may designate, provided that such high schools shall be selected and distributed with regard to their usefulness in supplying trained teachers for the rural schools of all portions of the state and with regard to the number of teachers required for the rural schools in each portion of the state. It is further provided that where a county high school or a township high school can meet the requirements of the Superintendent of Public Instruction, it shall be given preference over a city high school.

Sec. 3. Private and denominational schools are eligible to the provisions of this act, except as to receive state aid.

Sec. 4. Each high school approved under the provisions of this act shall receive state aid to the amount of five hundred dollars ($500.00) per annum, payable in two equal installments at the close of each semester as hereinafter provided. The superintendent of each approved training school shall at the close of each semester file such report with the Superintendent of Public Instruction as said officer may require. Upon receipt of a satisfactory report the Superintendent of Public Instruction shall issue a requisition upon the Auditor of State for the amount due the school corporation of said high school for said semester, whereupon the Auditor of State shall draw a warrant on the State Treasury payable to said school corporation for the amount of said requisition and forward the same to the secretary of said school corporation.

It is further provided that in case more than one high school in any county shall be approved under the provisions of this act, that the total state aid distributed in such county shall not exceed Eight Hundred Dollars ($800.00) to be divided equally among said high schools.

No high school shall be approved as entitled to state aid unless a class of ten (10) or more shall have been organized, maintained and instructed during the preceding semester in accordance with the provisions of this act and the regulations of the Superintendent of Public Instruction.

Sec. 5. The appropriation provided by this act for instruction of pupils in high schools in the science and practice of rural school teaching and the teaching of elementary agriculture and home economics, may be expended in part for inspection and supervision of such instruction by the Superintendent of Public Instruction and by such person as he may designate, and the expense of such inspection and supervision shall be paid out of said appropriation on vouchers certified by the Superintendent of Public Instruction. In accordance with the foregoing provisions of this section, the Superintendent of Public Instruction is authorized to appoint an inspector of normal training in high schools and private and denominational schools at a salary of not to exceed Two Thusand Dollars ($2,000.00) per year and necessary traveling expenses while in the discharge of his duties.

Sec. 6. The Superintendent of Public Instruction shall prescribe the conditions of admission to the normal training classes, the course of instruction, the rules and regulations under which such instruction shall be given and the requirements for graduation subject to the provisions of this act.

Sec. 7. On the first Friday in February and the Wednesday and Thursday immediately preceding and on the second Friday in May and the Wednesday and Thursday immediately preceding, each year, in each high school approved under this act, an examination for graduation from the normal training course shall be conducted under such rules as the State Board of Examiners shall prescribe, but the county superintendent of the county in which an approved high school may be located shall be designated as the conductor of said examination.

Each applicant for a certificate of graduation shall pay a fee of one dollar ($1.00), one-half of which shall be paid into the State Treasury on or before the first day of the succeeding month, and one-half of which shall be paid into the county institute of the county wherein the examtnation is held.

Sec. 8. A certificate of graduation from the normal training course provided for in this act shall be issued by the Superintendent of Public Instruction and shall be a valid license to teach in any public school in the state for a term of two years, subject to registration as provided for other teachers' certificates. After thirty-six weeks of successful teaching experience, which shall be certified by the county superintendent of the county under whose supervision the applicant may have taught, any person holding a normal training certificate issued under the provisions of this act shall receive a uniform county certificate of such grade as the requirements governing the issuance of uniform county certificates would entitle said person to receive.

Sec. 9. For the purpose of carrying out the provisions of this act, there is hereby appropriated out of any moneys in the State Treasury not otherwise appropriated the sum of Twenty-Five Thousand Dollars ($25,000), available for the period ending July 1, 1912, and the sum of Fifty Thousand Dollars ($50,000) annually thereafter.

Approved April 11, 1911.

TUITION.

SUBSTITUTE HOUSE FILE NO. 28.

AN ACT to provide for the payment of tuition of pupils residing in school corporations which do not offer instruction equivalent to four-year high schools of Iowa.

Be it Enacted by the General Assembly of the State of Iowa:

Section 1. Any person of school age, who is a resident of a school corporation not offering a four-year high school course and who has completed the course of study offered in such school corporation shall be permitted to attend any high school that will receive him, provided the average cost of tuition allowed shall not exceed the average cost of tuition in the nearest high school, under the conditions and provisions of Section two (2) of this Act.

Sec. 2. Any person applying for admission to any high school under the provisions of this act shall present to the officials of said high school a certificate from the president or secretary of the school corporation in which he resides stating that the said applicant is of school age and that he is a resident of said school corporation, which certificate shall be issued on application therefor. He shall also present a certificate signed by the County Superintendent showing proficiency in the com-

mon school branches, reading, orthography, arithmetic, physiology, grammar, civics, geography, United States history, penmanship and music; provided, however, that such person may be admitted to any grade in such high school upon his passing a satisfactory examination before the officers thereof, or under their direction.

Sec. 3. The school corporation in which such student resides shall pay to the treasurer of the school corporation in which such student shall be permitted to enter, a tuition fee equal to the average cost of tuition and the average proportion of contingent expenses in the high school department in the latter corporation during the time he so attend, not exceeding, however, a total period of four (4) school years. Such payment to be made out of the teachers fund and contingent fund of the debtor corporation.

Sec. 4. If payment is refused or neglected the board of the creditor corporation shall file with the auditor of the county of the pupil's residence a statement certified by its president specifying the amount due for tuition and for contingent expenses respectively, and the time for which the same is claimed; and the auditor shall transmit to the county treasurer an order directing such treasurer to transfer the amount of such account from the debtor corporation to the creditor corporation, and the teasurer shall pay the same out in accordance therewith.

Approved March 10, A. D. 1911.

BOUNDARY LINES OF SCHOOL CORPORATIONS.

Sec. *2713. Boundary lines changed.* The boundary lines of contiguous school corporations may be changed by the concurrent action of the respective boards of directors at their regular meetings in July, or at special meetings thereafter called for that purpose. The corporation from which territory is detached shall after the change contain not less than four government sections of land, and its boundary lines must conform to the lines of congressional divisions of land. In the same manner the boundary lines of contiguous school corporations may be so changed that one corporation shall be included in and consolidated with the other as a single corporation. [34 G. A. Senate File No. 25; 31 G. A., ch. 136, § 10; 22 G. A., ch. 62, § 1.]

TEACHERS' CERTIFICATES.

Sec. *2630-c. Validation authorized.* The state educational board of examiners is hereby empowered to validate certificates issued by state departments of education in other states, where such certificates were issued upon evidence of scholarship and experience equivalent to that required by like certificates under the laws of this state. Such validated certificate shall authorize the holder to teach in any public school in the state for five years after date of such validation. [34 G. A., Sub. S. F. 77, § 1; 32 G. A., ch. 149.]

Two-Year State Certificate Renewal. That Section Twenty-six Hundred Thirty-four-d (2634-d) of the Supplement to the Code, 1907, be and the same is hereby amended by striking out of line four (4) thereof the words "under such words as the board may prescribe," and by substituting therefor the words, "provided the applicant shall show by testimonials from superintendents or principals who had immediate supervision of their professional study that at least one line of professional inquiry has been successfully conducted during the life of the certificate, it being the duty of the board to forward with each certificate subject to renewal, outlines setting forth various lines of professional study. The application shall also be accompanied by proof of successful teaching for at least thirty-six weeks during the term of the certificate.

NOTE—The above is Section 2 of Senate File No. 77. This bill was approved by the Governor April 10, 1911. On the following day, April 11, 1911, the Governor approved Senate File No. 101 which repeals Section 2634-d which this section seeks to amend. The act repealing, following the one amending, render this section null and void.

Sec. *2634-h. Renewal.* All certificates referred to in Section Twenty-six Hundred Twenty-nine (2629), Twenty-six Hundred Thirty-b (2630-b), Twenty-six Hundred Thirty-c (2630-c), Twenty-six Hundred Thirty-four-d (2634-d), Twenty-six Hundred Thirty-four-f (2634-f), and Twenty-six Hundred Thirty-four-g (2634-g), of the Supplement to the Code, 1907, shall be renewed for life by the State Board of Educational Examiners upon the payment of a fee of Five Dollars ($5.00) and proof of at least five years successful teaching, three of which shall have been during the time the said certificate (with renewals) has been in force. [34 G. A., Sub. S. F. 77, § 3; 32 G. A., ch. 148, § 3.]

Sec. *2734-e. Special certificates.* A special certificate may be issued for any subject or any group of subjects taught in the public schools of Iowa upon examination in such special subject or group of subjects and per cents therein such as are required for the issue of a first grade county certificate. A special certificate shall be issued for a term of three years and shall be renewable under the same conditions as apply to the renewal of first grade certificates. It shall state the names of the subjects for which it is issued, and shall not be valid for the teaching of any other subjects. [34 G. A., Sub. S. F. 77, § 4; 31 G. A., ch. 122, § 5.]

Sec. *2734-g. First grade certificates—renewal.* Applicants who have taught successfully for at least thirty-six weeks, and whose examination entitles them to the first grade certificate, shall receive the same for a term of three years from the date thereof, and such certificate shall be renewable without examination, provided the applicants shall show by testimonials from superintendents or principals who have had immediate supervision of their professional study that at least one line of professional inquiry has been successfully conducted during the life of the certificate, it being made the duty of the board to forward with each certificate subject to renewal, outlines setting forth various lines of professional study. It is

provided further that each application for renewal shall be accompanied by such proof of successful experience and professional spirit as the educational board of examiners may require. [34 G. A., Sub. S. F. No. 77, § 5; 33 G. A., ch. 181, § 1; 31 G. A., ch. 122, § 7.]

Sec. *2734-h. Second grade certificates—renewal.* Applicants whose examination entitles them to second grade certificates only, shall receive the same for not to exceed two years with the privilege of renewal of the same without further examination under the same conditions as govern the renewal of first grade certificates. The holder of a second grade certificate may at any of the examinations provided for in Section Twenty-seven Hundred Thirty-four-c (2734-c) of the Supplement to the Code, 1907, take an examination in any one or more of the additional branches, required for the issue of a first grade certificate, or he may at any such time be re-examined in any branch or branches in which he desires to raise his grade, and in each case the new per cent shall be placed on his certificate, and when he has thus successfully passed in all the branches required for the issue of a first grade certificate, such certificate shall then be issued to him, provided he has had at least thirty-six weeks' successful experience in teaching, if not, then at the conclusion of such experience. In like manner third grade certificates may be changed into those of the second or first grade, and in all cases whether the certificate be of the first, second or third grade, credit shall be given for all examinations taken under the auspices of the board, it being the intention of the law that an examination once taken shall be final unless the certificate holder desires to be re-examined in any one or more branches with a view of raising his per cent in such branches or his general average. [34 G. A., Sub. S. F. No. 77, § 6; 33 G. A., ch. 181, § 2; 31 G. A., ch. 122, § 8.]

County certificates validated for life. All certificates referred to in Sections Twenty-seven Hundred Thirty-four-d (2734-d) and Twenty-seven Hundred Thirty-four-e (2734-e) of the Supplement to the Code, 1907, in Section Twenty-seven Hundred Thirty-four-g (2734-g) of the Supplement to the Code, 1907, as amended by Chapter One Hundred Eighty-one (181) of the Acts of the Thirty-third General Assembly and by Section Five (5) of this Act, and in Section Six (6) of this Act, shall be renewed for life by the state board of educational examiners upon compliance by the holder with the following conditions:

1. The applicant shall show by testimonials from county or city superintendents or from the principals having immediate supervision of his school work and from a member of the local school board that he has had at least five years continuous successful teaching experience (which may have been before or after the passage of this act) at least three of which shall have been immediately prior to the time validation is sought and under the grade of certificate for which such validation is desired.

2. The standing of such applicant in the several branches shown upon his certificate shall average not less than eighty-five per cent. and in no branch shall the per cent. be less than eighty per cent., provided that in case the standing is less than the per cent. required, either average or special, the holder of the certificate may, at any of the times provided in Section Twenty-seven Hundred Thirty-four-c (2734-c) of the Supplement to the Code, 1907, take an examination in any branch or branches he may desire and the per cent. then received shall be entered upon his certificate.

3. The applicant shall furnish proof of professional study during the entire five year period such as is made necessary in the case of term renewals of certificates.

Upon the issue of a life certificate as herein contemplated, the applicant shall pay a fee of Five Dollars ($5.00) to be turned into the state treasury. [34 G. A., Sub. S. F. No. 77, § 7.]

Sec. *2734-i. Third grade certificates.* Applicants whose examination entitles them to a third grade certificate only, shall receive the same for one year, at the end of which time upon proof of successful teaching and the payment of a fee of One Dollar ($1.00), one renewal shall be granted. [34 G. A., Sub. S. F. 77, § 8; 31 G. A., ch. 122, § 9.]

Sec. *2734-k. County certificates—renewal—conditions.* That Section Twenty-seven Hundred Thirty-four-k (2734-k) of the Supplement to the Code, 1907, is hereby repealed. [34 G. A., Sub. S. F. 77, § 9; 31 G. A., ch. 122, § 11.]

Life certificates lapse. All life certificates provided for in this act shall lapse provided the holder shall not teach during a period of five successive years. [34 G. A., Sub. S. F. 77, § 10.]

ABOLISHMENT OF ENROLLMENT FEE IN COUNTY NORMAL INSTITUTES AND THE SUBSTITUTION OF A FEE IN LIEU THEREOF.

Sec. *2738. Normal Institute.* The county superintendent shall hold, annually, a normal institute for the instruction of teachers and those who may desire to teach, and, with the concurrence of the superintendent of public instruction, procure such assistance as may be necessary to conduct the same, at such time as the schools in the county are generally closed. To defray the expenses of said institute, he shall require the payment of a registration fee of one dollar from each person desiring to secure a certificate, or teach in his county for the ensuing year, and the payment in all cases of one dollar from every applicant for a certificate: provided that, if the applicant is granted a two years' certificate, he shall pay one dollar additional. He shall monthly, and at the close of each institute, transmit to the county treasurer all moneys so received, including the state appropriation for institutes, to be designated the "institute fund," together with a report of the name of each person so contributing, and the amount. The board of supervisors may appropriate out of the general fund such additional sum as it may find necessary for the further support of such institute. All disbursements of the institute fund shall be by warrants drawn by the county auditor, who shall draw said warrants upon the written order of the county superintendent, and said written order must be accompanied by an itemized bill for services rendered or

expenses incurred in connection with the institute, which bill must be signed and sworn to by the party in whose favor the order is made and must be verified by the county superintendent. All said orders and bills shall be kept on file in the auditor's office until the final settlement of the county superintendent with the board of supervisors at the close of his term of office. No warrant shall be drawn by the auditor in excess of the amount of institute fund then in the county treasury. The county superintendent shall furnish to the county board of supervisors a certified itemized account of the receipts and disbursements of all moneys collected and paid out by him for a normal institute, which account they shall examine, audit and publish a summary thereof with their proceedings next following the holding of the normal institute. The superintendent shall report to the board of supervisors the first of January annually a summary of his official financial transactions for the previous year. [34 G. A., Sub. S. F. 77, § 11; 30 G. A., ch. 113; 29 G. A., ch. 123; 27 G. A., ch. 87; 17 G. A., ch. 54; 15 G. A., ch. 57; C. '73, § 1769.]

REGISTRATION OF CERTIFICATES.

Sec. *2734-q. Registration.* No person shall teach in any public school in this state whose certificate has not been registered with the county superintendent of the county in which such school is located. [34 G. A., Sub. S. F. 77, § 12; 31 G. A., ch. 122, § 17.]

Repeal inconsistent provisions. All acts and parts of acts inconsistent with the provisions hereof are hereby repealed, and when so amended the bill do pass. [34 G. A., Sub. S. F. 77, § 13.]

CONSOLIDATED INDEPENDENT SCHOOL DISTRICTS.

Substitute H. F. No. 33.

AN ACT to amend Section Two Thousand Seven Hundred Ninety-four-a (2794-a) of the Supplement to the Code, 1907, relating to the organization of Consolidated Independent School Districts.

Be it Enacted by the General Assembly of the State of Iowa:

Section 1. That Section Two Thousand Seven Hundred Ninety-four-a (2794-a) of the Supplement to the Code, 1907, be and the same is hereby amended to read as follows:

(a) When a petition describing the boundaries of contiguous territory containing not less than sixteen (16) sections within one or more counties is signed by one-third (1-3) of the electors residing in such territory, and approved by the county superintendent, if of one county, and the superintendent of each, if of more than one county, and by the State Superintendent of Public Instruction if the county superintendents do not agree, and filed with the board of the school corporation in which the portion of the proposed district having the largest number of voters is situated, requesting the establishment of a consolidated independent district, it shall be the duty of said board, within ten (10) days to call an election in the proposed consolidated district, for which they shall give the same notices as are required in Section Twenty-seven Hundred and Forty-six (2746) of the Code, and Twenty-seven Hundred and Fifty (2750) of the

Supplement to the Code, 1907, at which election all voters residing in the proposed consolidated district shall be entitled to vote by ballot for or against such separate organization. When it is proposed to include in such district a city, or town or village, the voters residing upon the territory outside the incorporated limits of such city, town or village shall vote separately upon the proposition for the creating of such new district. The judges of said election shall provide separate ballot boxes in which shall be deposited the votes cast by the voters from their respective territory, and if a majority of the votes cast by the electors residing either within or without the limits of such city, town or village is against the proposition to form a consolidated independent corporation, then the proposed corporation shall not be formed. If a majority of the votes so cast in each territory shall be in favor of such independent organization, the organization of the proposed consolidated independent school corporation shall be completed by the election of a board of directors for said school corporation, as provided in Section Twenty-seven Hundred and Ninety-five (2795) of the Code, and when so organized shall not be reduced to less than sixteen sections, unless dissolved as provided by this act. No school corporation from which territory is taken to form such a consolidated independent corporation shall, after the change, contain less than four government sections, which territory shall be contiguous and so situated as to form a suitable corporation.

(b) The organization of the school board in consolidated independent school corporations shall be affected on or before the first day of July, following their election, and, when completed, all taxes previously certified shall be void so far as the property within the limits of the consolidated independent school corporation is concerned, and the board of said consolidated independent school corporation shall at a regular meeting or a special meeting called for the purpose, at any time prior to the third Monday in August of each year, levy for the general fund of said school the amount of all necessary taxes for all school purposes, which including the amount received from the semi-annual apportionment, shall not exceed thirty-two (32) dollars for each person of school age, the amount so levied to be certified by them to the county board of supervisors on or before the first Monday of September, in each year, and the board of supervisors shall levy said tax at the same time, and in the same manner that other school taxes are required to be levied.

(c) It shall be the duty of the school board of any consolidated independent school corporation and school township maintaining a central school to provide suitable transportation to and from school, for every child of school age living within said district, and outside the limits of any city, town or village, but the board shall not be required to cause the vehicle of transportation to leave the public highway to receive or discharge occupants thereof. The board shall from time to time, by resolution regularly adopted, number and designate the route to be traveled by each conveyance in transporting children to and from school. The school board may require that children living an unreasonable distance from school shall be transported by the parent, or guardian, a distance of not

to exceed two miles, to connect with any vehicle of transportation to and from school; or may, in the discretion of the board, contract with an adjoining school corporation for the instruction of any child living an unreasonable distance from school, and they shall allow a reasonable amount of compensation for the transportation of children to and from the point where they are taken over, or discharged from the vehicle used to convey them to and from school, or for transportating to an adjoining district. In determining what an unreasonable distance would be, consideration shall be given to the number and age of the children, the condition of the roads, and the number of miles to be traveled in going to and from school. The board shall have the right on account of inclemency of the weather to suspend transportation on any route upon any day, or days, when in the judgment of the said board it would be a hardship on the children, or when the roads to be traveled are unfit or impassable.

(d) The school board of any consolidated independent school corporation shall contract with as many suitable persons as they deem necessary for the transportation of children of school age to and from school, such contract to be in writing and shall state the number of the route, the length of time contracted for, the compensation to be allowed per week of five school days, or per month of four school weeks, and may provide that two weeks' salary shall be retained by the board pending full compliance therewith by the party contracted with, and shall always provide that any party or parties to said contract and every person in charge of vehicles conveying children to and from school, shall be at all times subject to any rules or regulation said board shall adopt for the protection of the children, or to govern the conduct of the person in charge of said conveyance.

(e) It shall be the duty of the school board of any consolidated independent district to provide a suitable school building within such district, and shall at any regular meeting or at a special meeting called for that purpose submit the question of levying a tax for the building of any school building suitable for the needs of the district, or for the repairing of any school building where the cost of such repairs exceeds the sum of two thousand ($2,000) dollars to the qualified voters of said district, and all moneys received from such source to be placed in the school house fund of said corporation and to be used for such purposes only. In locating said building they shall take into consideration the geographical position, number and convenience of the scholars, and may submit the question of location to the voters of the district at any regular meeting or special meeting called for that purpose; providing, that whenever a city, town or village containing a school population of twenty-five (25), or more, is included within any consolidated independent district, then said building shall be located within the incorporated limits of said city, town or village, on such a site as the school board may determine.

(f) Whenever a petition signed by one-third (1-3) of the electors in a consolidated independent school corporation asking that said district be dissolved, and describing the boundaries of the district, or districts, proposed to be organized out of the territory then included in such consolidated independent school corporation and having the approval of the county superintendent, if one county, and the superintendent of each, if more than one county, and by the State Superintendent of Public Instruction, if the county superintendents do not agree, and filed with the board of said consolidated independent district, it shall be the duty of said board within ten (10) days to call an election for which they shall give the same notices as are required in Section Two Thousand Seven Hundred Fortx-six (2746) of the Code and Two Thousand Seven Hundred Fifty (2750) of the Supplement to the Code, 1907, at which election all voters residing within the district shall be allowed to vote by ballot for or against such dissolution. If a majority of all votes cast at said election be in favor of dissolving the consolidated district, same shall be dissolved and the organization of a new district or districts be forthwith completed by the election of a board of directors as provided by statute; provided, however, that such dissolution shall become effective only when the reorganization of the territory included in the original consolidated district is completed. The assets and liabilities of any such school corporation thus dissolved shall be equitably divided as provided in Section Two Thousand Eight Hundred Two (2802) of the Supplement to the Code, 1907.

(g) Any person driving, managing or in charge of any vehicle used in transporting children to and from school, in any consolidated independent school corporation, who shall be found guilty of violating any of the rules and regulations adopted by the board of said school, for the guidance of any person in charge of such conveyance, shall be guilty of a misdemeanor, and for the first offense shall be fined not less than five dollars ($5.00) or more than ten dollars ($10.00), and for a subsequent offense shall be fined not less than twenty-five dollars ($25.00) or more than fifty dollars ($50.00), and shall be dismissed from the service.

(h) This act, being deemed of immediate importance, shall take effect and be in force from and after the date of its publication in the Register and Leader and Des Moines Capital, newspapers published in the city of Des Moines, Iowa.

Approved March 25, 1911.

In effect by publication March 28, 1911.

LIMIT OF INDEBTEDNESS OF INDEPENDENT SCHOOL DISTRICTS.

Substitute for House File No. 11.

AN ACT to amend Sections One (1), and Two (2), of Chapter One Hundred and Eighty-four (184), Acts of the Thirty-third General Assembly, relative to the limit of indebtedness of independent school districts.

Be it Enacted by the General Assembly of the State of Iowa:

Section 1. Section One (1), Chapter One Hundred and Eighty-four (184) of the Acts of the Thirty-third General Assembly is hereby so amended as to read as follows, to-wit:

"Any independent district containing, or contained in, any city, town or village, or any consolidated independent district shall be allowed to become indebted, for the purpose of building and furnishing a school house or houses and procuring a site therefor, to an amount not to exceed in the aggregate, including all other indebtedness, four per centum of the actual value of the taxable property within such independent school district, such value to be ascertained by the last county tax list previous to the incurring of such indebtedness, anything contained in Section One Thousand Three Hundred and Six-b (1306-b) of the Supplement to the Code, 1907, to the contrary notwithstanding."

Sec. 2. Section Two (2) of Chapter One Hundred and Eighty-four (184) of the Acts of the Thirty-third General Assembly is hereby so amended as to read as follows, to-wit:

"Provided, that before such indebtedness can be contracted in excess of one and one-quarter per centum of the actual value of the taxable property ascertained as provided in this act, a petition signed by a number equal to twenty-five (25 per cent) per cent of those voting at the last school election, shall be filed with the president of the board of directors, asking that an election shall be called, stating the purpose for which the money is to be used, and that the necessary school house or houses cannot be built and furnished within the limits of one and one-quarter per centum of the valuation."

Sec. 3. This act being deemed of immediate importance shall be in full force and effect on and after its publication in the Des Moines Capital and the Register and Leader, newspapers published at Des Moines, Iowa.

Approved March 21, 1911.

In effect by publication March 22, 1911.

REAL ESTATE ACQUIRED BY A SCHOOL CORPORATION.

AN ACT to amend Section Twenty-eight Hundred and Sixteen (2816) of the Code, relative to the title and disposition of real estate acquired by a school corporation.

Be it Enacted by the General Assembly of the State of Iowa:

Section 1. Section Twenty-eight Hundred and Sixteen (2816) of the Code is hereby repealed and the following enacted in lieu thereof:

In any school district wholly outside any city or incorporated town, in the case of non-user for school purposes for two years continuously of any real estate acquired for a school house site it shall revert, with improvements thereon, to the owner of the tract from which it was taken, upon repayment of the purchase price without interest, together with the value of the improvements, to be determined by arbitration, and upon such payment the school corporation shall make formal conveyance to such owner. During its use the owner of the right of reversion shall have no interest in or control over the premises. [34 G. A., H. F. 177; C., '73, § 1828.]

Approved April 17, 1911.

ANNUAL MEETING OF SCHOOL BOARDS.

CIRCULAR NO. 6—1911.

To the School Officers of Iowa:

The people have chosen you to represent them in one of the most important departments of Iowa's affairs—the Department of Public Schools. Its importance can not be estimated because no one can place a value on the lives of boys and girls. We trust you fully realize how important the office is to your community, also how necessary it is to keep your school apace with the times. It is said, "No community will rise higher than the sentiment of that locality," but this sentiment may be changed easily by some one vigorous person who has the courage of his convictions and who has seen a new light. Directors are busy men, but as such, will readily see the necessity of business acumen in handling school affairs promptly and in a business-like manner. Directors should take the lead in directing educational affairs in a higher channel.

If there is a place where you can serve your district best, it is in applying business sagacity to the plan of operating the schools. In my judgment, the supreme question is not "What will the people say?" it is "What is best to be done?" It is not "How many mills must be levied?" but "How can our schools get the greatest value for the money we expend?" If these questions are properly answered, it will not be a question of what we pay our teachers, but what they are worth to our boys and girls. How much working material shall we have in our schools for the use of teachers and pupils? Shall we have neat, clean, well heated and ventilated school houses, with suitable seats for little boys and girls, six hours per day during eight months each year? To my mind, these are important items and are worthy of your most conscientious consideration.

ESSENTIAL APPARATUS.

I desire to call your attention to the matter of school supplies. One of the weak points in our rural school is the *lack* of suitable apparatus. Should not each school be equipped with working material? Your farms and shops are. It hardly pays now days to cut grass with a scythe, grain with a cradle or thresh with a flail. Nor does the farmer expect his hired man to furnish tools with which to work. If he did, the cheapest and poorest would often be used. Can we then expect to operate our schools successfully without suitable apparatus?

WORKING MATERIAL.

Each school should be equipped with a new International Dictionary, also several small school dictionaries, a suitable set of maps, a globe, erasers, chalk, covered water jar, broom and dust pan, slate blackboard, and supplementary reader for the first three grades at least and *all* if possible.

SEATING.

The seating of schools is important. Too many are improperly equipped. The seats are too large or placed wrong. The old double seats of years

ago are still in use. Single seats are better and should be placed so that a light will come over the left shoulder. It is extremely dangerous to health to permit little children to use seats so large that their feet can not touch the floor.

HEATING AND VENTILATING.

I am especially interested in the heating and ventilating of school rooms, and urge you to purchase some successful plant for heating and ventilating your school buildings. There are several which can be approved. It is not too much to say that more evil results come from improper heating and unsanitary ventilation than from any one cause. To prove the inefficiency of the common stove method one should visit his school on a cold day. The evidence will be conclusive. Children can not do efficient work in foul air, nor should they sit in drafts. To have the heat equally distributed by ordinary stoves is impossible. By small additional expense, up-to-date heating plants can be put in which will remove all the objections named above. Any system similar to the following named heating plants will do successful work: the Moore Heating System, Bonaparte, Iowa; the Smith Heating System, Minneapolis, Minnesota, and the Waterman-Waterbury System, Minneapolis, Minnesota.

CARE OF GROUNDS.

School grounds, as a rule, receive too little attention. True, the teacher and pupils do much toward beautifying the premises. But the school officers' assistance is sadly needed in many places. The school house needs to be kept up; a little paint used occasionally, suitable trees and shrubbery set out by some grown-up person; also cement steps and walks made to the gate in front of the building. All these by design, not hit or miss, as the case may be. Am I asking too much that you, as directors, give these things some attention? Remember our boys and girls spend nearly a hundred and fifty days each year in these places, and should have the best we can procure for them.

NEW LEGISLATION.

The Thirty-fourth General Assembly passed some splendid school laws last winter. One of these gives all children in rural districts the privilege of attending any high school that will receive them, and their home district will pay the tuition, provided the child has completed the course of study in the rural schools. This will enable all pupils to attain at least a four years' high school education. Pupils completing the course, will present a certificate from the county superintendent of his home county, which the president or secretary shall sign. This certificate will admit the holder to the high school receiving him.

NEW EDITION OF SCHOOL LAWS.

New school laws will be published this year, and will reach the officers some time this fall.

HIGHER SCHOOL IN TOWNSHIPS.

Many townships are now adding a one-room addition to the center school in the township where higher branches are taught the boys and girls. The young people drive, hence sheds are erected on the grounds for their use. The plan is popular, and marked with unusual success. It solves the problem of educating large boys and girls who have outgrown the rural school, and who can not afford to attend, or are too far away from advanced schools; yet it offers some higher training in townships where consolidated schools have not been established. The plan is inexpensive, and will keep your boys and girls at home two years longer, as well as giving them two years of practical education.

The Department of Education recommends that this or a similar course be followed wherever public sentiment will permit, and sincerely hopes that rural school directors will give careful consideration to the movement, and aid in developing a sentiment in favor of such schools.

REPORTS AND OTHER BUSINESS.

Census. Each year the school census is taken. In sub-districts, the director takes it between June 1st and 15th. Sub-directors should not wait until July 1st to hand the report to the secretary, but should sent it *as soon as completed.* Failure to report means a lowering of your state apportionment. In rural and city independent districts, the secretary takes the enumeration, unless the board makes other provisions.

SETTLEMENT WITH TREASURER.

POINTS TO BE OBSERVED. In making the settlement with the treasurer the following points should be observed:

1. *Balances.* You should observe that the balances at the beginning of the year just closed are the same as those on hand when you settled with the treasurer last year.

2. *Orders on County Treasurer.* Observe that the school treasurer has charged himself with all orders on the county treasurer turned over to him.

3. *Miscellaneous Receipts—Tuition.* Observe that he has charged himself with all other receipts paid to the corporation, including tuition.

4. *Paid Teachers.* Note that the amount paid teachers, male and female, is correctly reported.

5. *Miscellaneous Disbursements.* See that the other expenditures, including the amount paid for library books, are correctly reported. Make the item "Paid for other purposes" in each fund as small as possible by specifying all of the other disbursements under the proper title.

6. *School Building Bond Fund.* All money collected to pay on school building bonds should be charged to the school building bond fund and not to the school house fund. Also all amounts paid on school building bonds should be credited to the school building bond fund and not to the school house fund.

7. *Indebtedness.* Please observe that the total indebtedness on June 30, 1911, is correctly reported to the county superintendent on the blank furnished the treasurer through that officer.

8. *Inventory.* Make an inventory of the school houses and apparatus and see that the same is correctly reported to the county superintendent by the secretary.

9. *Agreement of Reports.* The records of the secretary and those of the treasurer should agree as to each fund, the amounts received from each source and the amounts expended for each purpose. We desire also that you note particularly that the reports of these officers agree with respect to library books and tuition.

10. *Adjournment.* In school townships and rural independent districts the retiring boards should meet and transact the business before them sufficiently early to enable them to adjourn in time for the new board to organize and transact the business that may come before it. *The new board must organize on July 1st.*

NEW BOARD.

Organization of New Boards. The retiring board of each rural independent district and school township having completed its labors and adjourned, the directors-elect for these corporations will organize for the year just beginning. The organization is affected by the election of a president from among the members, and a secretary and treasurer from outside of the board. (Section 2757.) The boards of independent city, town and village corporations having organized in March, will not elect a president at this time, but will elect a secretary for each of such corporations. In independent village corporations, the board will elect a treasurer also. (Section 2757.) Treasurers for cities and towns are chosen by the electors in March. (Section 2754.)

The most important duty. The most important duty devolving upon the new boards after their organization is to plan for the schools of their respective corporations for the ensuing year. This involves the determining of the number of schools that shall be maintained, the length of the school year, and the election of teachers.

It is my earnest desire to improve the public schools of Iowa, and that all may lend their energies to this end. If Iowa is to reach and maintain the standard which our sturdy forefathers intended we should attain in the education of our youth, all the school forces must be alert and willing workers for the accomplishment of this end.

Sincerely,

A. M. DEYOE,
Superintendent Public Instruction.

June 1, 1911.

FRANK D. JOSEPH, Deputy.

To the County Superintendents:

Several inquiries have been received concerning Section 2, House File 28, which provides how a pupil residing in a district not offering a four-year high school course may be admitted to any high school outside the district of his residence and his home district, be compelled to pay his tuition; such tuition being paid by the district not to exceed the cost in the nearest high school.

After consulting with the department of the Attorney General, the following opinion is rendered in answer to such inquiries:

First—The pupil must have a certificate of age and residence signed by the president or the secretary of his home corporation.

Second—The pupil must present a certificate of proficiency signed by the county superintendent, covering the following branches—reading, orthography, arithmetic, physiology, grammar, civics, geography, United States history, penmanship and music; provided, however, he may be admitted to any grade in such high school, including the ninth, by passing a satisfactory examination before the school authorities of the high school where he may desire to attend. The pupil must present a certificate signed by the county superintendent, or pass a satisfactory examination before the school authorities where he may desire to attend high school. A statement or certificate of proficiency in the branches enumerated above is implied as necessary in order to be entitled to enter the ninth grade in either case. Pupils having completed a part of the high school course prior to the taking effect of this act may have met the conditions required for admission to grades above the ninth grade.

Of course it is understood that any district offering a two-year high school course, or a three-year high school course, would be compelled to pay the tuition for the remaining number of years only in order to make a total of four years. We are inclined to the opinion that a pretense, in fact, of maintaining a four-year high school in order to avoid the payment of tuition of pupils in another district would not be upheld by the court as constituting a four-year high school. Nevertheless, in the absence of any law fixing any definite standards of what shall constitute a high school of any class, considerable latitude would be recognized in making courses of study.

It would be very unwise for any pupil to seek to gain admittance to any high school before fully prepared to do so. City or town superintendents may do children a grave injustice in an effort to secure tuition pupils by making the examination any less rigid than the eighth grade examination given by the county superintendent. It would also appear to the disadvantage of any pupil to attend a high school that offers only, in fact, a so-called "high school course." Some districts may be well prepared to carry on a two-year high school course, or even a three-year high school course, but not a four-year high school course. The attempt to do more years of work than the equipment or teaching force would warrant would undoubtedly mean inferior work done by the school. A pupil may, under such circumstances, attend a high school offering a so-called "four-year high school course" when, in fact, the work done is equivalent to only two or three years in a good high school. It would be to the advantage of any high school to attempt only as many years of high school work as it can

creditably do. The quality of the work done so far as conducted should correspond, or be equivalent, to the standard for the same number of years in a good high school.

It should be remembered that the home district may pay for no more than four years of tuition for any one person.

The tuition law is one of the real meritorious acts of school legislation in Iowa. The law may be popularized by fair and favorable administrations by all concerned.

Yours very truly,

A. M. DEYOE,

Superintendent Public Instruction.

June 20, 1911.

EIGHTH GRADE EXAMINATIONS.

CIRCULAR NO. 1—1912.

January 13, 1912.

To the County Superintendents:

REGULATIONS GOVERNING EIGHTH GRADE EXAMINATIONS.

I. *Time and Number of Examinations.*—Two final examinations for rural school graduation will be held during the year 1911-12. The first will be held Tuesday and Wednesday, February 20th and 21st, respectively. The second will be held Thursday and Friday, May 9th and 10th. It is recommended that pupils, even though they have been successful in the February examination, remain in school till the close of the year.

II. *Subjects Required.*—(a) Major subjects: Arithmetic, Grammar, History, Geography, Physiology.

(b) Minor subjects: Reading, Spelling, Writing, Music, Civics.

Note 1—Minor subjects are so specified because of difficulty in testing a pupil's ability satisfactorily by examination in these branches.

Note 2—County Superintendent may add to above list such subjects as may be especially desired in each county.

III. *Eligibility.—February Examination.*—To be eligible to enter these examinations a pupil must (a) have been enrolled in school for at least six weeks preceding the date of the examination; (b) must have been during that time regularly classified in the Eighth Grade; (c) and the teacher must, twenty days prior to the examination, report the names of all applicants to the County Superintendent, certifying to their eligibility and recommending them for admission to the examination.

Note—Pupils of Eighth Grades in city or parochial schools may be admitted to these examinations by arrangement between the County Superintendent and the superintendent or principal in charge.

IV. *Eligibility.—May Examination.*—New applicants, entering the May examination, will be governed by the same rules of eligibility as for February tests. Pupils failing in not more than three (3) *major subjects* in the February test, may receive credit in the May test for all grades of 75 per cent or above. Grades below 75 per cent shall not be credited in the second trial.

Pupils failing in more than three (3) major subjects must write in all subjects in the second trial.

V. *Preparation of Questions.*—The State Superintendent shall appoint a committee of three (3) County Superintndents at the annual Spring Conference to prepare lists of questions for the following school year, these lists to be printed under the direction of the State Superintendent and distributed as required to the counties of the state as requested by the County Superintendents.

VI. *Plan of Conducting Examinations.*—We recommend that wherever feasible, the examinations be held at central points, in charge of special conductors appointed by the County Superintendent. If such plan is not feasible, the County superintendent shall use his best judgment in adopting a plan such as will insure fairness and justice to all applicants.

VII. *Graded Papers.*—All papers must be graded under the immediate supervision of the County Superintendent, and all final markings must be passed upon by the County Superintendent. It is recommended that so far as possible, one person shall grade all papers, thus giving uniformity in markings. County Superintendents should inspect grades very closely.

VIII. *Supplying Questions to Conductors.*—Enough lists to supply each applicant with one set of questions shall be sent by the County Superintendent to the conductors in charge in time for the examinations. The questions required for each half day shall be inclosed in separate sealed envelopes which may not be opened until the beginning of the half-day session specified.

IX. *Program.*—The following program shall be followed:

A. M. Thursday: Reading, Grammar.

P. M. Thursday: History, Spelling, Physiology.

A. M. Friday: Arithmetic, Special Subjects.

P. M. Friday: Geography, Music.

Note 1—Afternoon subjects may not be taken up in forenoon. Each half day's work must be kept a unit.

Note 2—Answer papers shall be collected by the conductors in charge immediately upon conclusion of the work and shall in no case be returned to pupils for correction.

X. *Penmanship and Reading Grades.*—Conductors shall grade applicants in Oral Reading on scale of 100 per cent, this grade to be averaged with grade in Written Reading marked on same basis.

Grade in penmanship shall be judged from general appearance of all papers written by candidate, all such papers to be written with pen and ink.

XI. *Supplementary Rules.*—Whenever these rules may seem insufficient to meet special conditions, the County Superintendent may supplement them with such additional regulations, not inconsistent with the foregoing, as seem desirable.

XII. Any applicant securing an average of 75 per cent with no grade below 70 per cent shall be entitled to receive a diploma or certificate of graduation from the county superintendent of the county in which such applicant took the examination.

Since rural school graduates are now admitted to high schools on the basis of diplomas received as a result of these examinations, it is very necessary that no injustice be done applicants. It is also important that no candidate be passed who has not completed his texts in subjects required by law. It would be better if each pupil were required to review these subjects thoroughly after completing the adopted text.

XIII. The Free Tuition Law has attached a new and greater importance to the examination for rural school graduation. County Superintendents should impress upon teachers and pupils the importance of careful, complete and painstaking preparation before entering upon this test. We believe the teacher should be called upon to certify that each pupil has completed the course of study, and, in her opinion, is ready for high school work. The County Superintendent should also keep a permanent record of all candidates, similar to a certificate record. The records should be carefully kept in such manner as may be suitable for ready reference.

The certificates of graduation should be made to mean something, and students should be taught to recognize their value and importance. They should also be recognized as evidence of efficiency in the common branches, by those schools admitting holders of said certificates to high schools.

March 14, 1912.

To the County Superintendents:

The Department of Public Instruction had planned to publish a Special Day Book for the interests of Arbor and Bird Day, also for general improvement of school buildings and grounds. Owing to our inability to secure such materials as we deem necessary, and the limited amount of funds, the plan has been abandoned for this year, and no special book will be sent out. While the inspiration of such booklets will be absent, we trust the County Superintendents will call special attention to Arbor Day and make it a time for cleaning up and beautifying the school premises.

We wish also to call the attention of the County Superintendents and the teaching force of Iowa to the reports regarding seed corn. Thousands of dollars may be lost unless some one tests each ear of corn that is to be planted. The department recommends that the schools of Iowa take an active interest in seed corn testing, and, if possible, avert much heavy loss. We believe County Superintendents may very properly enlist the interest of the schools in this matter.

Respectfully yours,
A. M. DEYOE,
Superintendent Public Instruction.

April 1, 1912.

To Iowa County Superintendents:

So many incomplete and inaccurate statements are made in applications for the life validation of certificates that much time is lost and much needless correspondence is required before a final decision can be reached.

If county superintendents will see to it that no application is forwarded to this office until all papers required are on file, and that all blanks are properly filled with every item and date called for, but little time will be required of us to complete the case and issue the validated certificate. To facilitate this work, please note the following points with especial care:

Form I. The application should show that continuous teaching has been done for at least six months in each of the five school years *next preceding the date of application*. It is no longer sufficient to close the five year period with June 30, 1911, nor can you yet report to June 30, 1912.

So, also, of books studied, each year should be designated, and the names of books be given for each year to date of application.

Form II. See that the applicant's report of books studied conforms to your report, as placed upon this sheet.

Form III. See, also, that your statement of months taught during each year is in agreement with that of the applicant, and reconcile all differences.

Form IV. The director's statements are most likely to contain omissions and general, rather than specific, statements, without proper dates for each year or period of service. Please insist upon accurate reports.

All statements should be made out on the proper forms.

No certificate can be validated for life which *lacks a grade in any subject* required for that grade of certificate, nor upon which appears any grade lower than eighty per cent or an average grade lower than eighty-five per cent.

A careful observance of these details will be mutually advantageous, and your efforts to facilitate the work of life validation will be greatly appreciated.

Very sincerely yours,
A. M. DEYOE,
President Educational Board of Examiners.

ANNUAL MEETING OF SCHOOL BOARD, JULY 1, 1912.

CIRCULAR NO. 5—1912.

June 1, 1912.

To the School Officers of Iowa:

In last year's Annual Circular to school officers, the Department of Public Instruction directed attention to plans and methods tending to promote the best school conditions and arouse general school interest, such as suitable apparatus, proper seating, approved heating and ventilation systems, care of grounds, etc. Many of the school boards have an abiding interest in these things, but the schools need the co-operation of every one. While we have reports of aroused sentiment in favor of better school conditions, as yet this sentiment has not crystallized sufficiently in many localities. We wish to again urge the importance of proper working conditions for our boys and girls, and especially those in rural communities.

A BUSINESS BASIS.

If our schools are to assume their full responsibility they must be run on a business basis. This does not mean that we should expend less, but that in many cases we should get more for what we expend. We should be sure that each dollar spent brings a dollar's worth of good in return. It is always wise to give the schools the same chance for growth that a business man would give his personal affairs.

THE TEACHER PROBLEM.

The teacher problem is one that directors must help to solve. The law confers upon them the right to select teachers. It is not enough that a teacher should be equipped with a certificate. This indicates that she is equipped mentally to teach certain subjects, but does not indicate her fitness to teach a certain school. Different schools require differently constituted teachers. In selecting a teacher, a school officer should choose the one best fitted for the position that he can secure. This might preclude the hiring of a first applicant or some one that lived in the community. There is not necessarily any virtue in selecting a teacher because she applied for a position first, because she resides in the district, or has special friends and relatives near. The only right a teacher may have to your school is her ability to teach it as well or better than any one else. The sooner we recognize this fact the sooner will our rural schools come into their own. In selecting teachers we believe it wisdom to investigate most thoroughly the record of applicants.

NEW SCHOOL BUILDINGS.

Each year many new buildings are erected and old ones repaired. School boards when contemplating such procedure should build the best. We believe the latest up-to-date plans should be secured. These plans will provide windows on one side and end of building only, with proper distribution of light. Such a plan will cost but little, if any, more and will be of inestimable value to pupils.

FREE TUITION.

Perhaps one of the most fruitful school laws of recent enactment is that providing free high school facilities to all pupils residing in districts not offering a four-year course of study. It was the intention of our lawmakers that country boys and girls should be given an equal chance with those living in cities or towns. This law is producing excellent results throughout the state.

In making an estimate of expenses for the coming year, school boards should estimate the number who will attend high school at public expense and the expense required.

This law makes it imperative for the president or secretary to sign a certificate of residence. Such officers may be of great service to their boys and girls if they will grant without delay certificates to such as are eligible. We sincerely trust the school officers will lend their every effort that this law may be administered justly.

ENUMERATION.

We wish to call particular attention to the enumeration of pupils. The law provides that this shall be taken between June first and fifteenth in sub-districts, and during the month of June in independent districts. A little more care on the part of census takers would add many names to the list of pupils of school age. Particularly is this true in the rural communities. The sub-director should visit personally each home and find out the exact number of school age.

COMPULSORY ATTENDANCE.

The Department again wishes to direct attention to the Compulsory Education Law. The power to enforce this law is clearly in the hands of the school officers.

It has been clearly demonstrated that the best results are secured in those districts where a truant officer has been appointed, and we respectfully recommend that more boards will avail themselves of this means of enforcing the law.

FIRE DRILL.

The Thirty-fourth General Assembly of Iowa created the office of Fire Marshal, likewise prescribed certain duties for the office. One of these provisions is that the Fire Marshal shall require teachers of public and private schools in all buildings of more than one story to have at least one fire drill each month, and that all teachers of such schools, whether occupying buildings of one or more stories, shall keep all doors and exits of the respective rooms and buildings unlocked during school hours. Any teacher failing to comply with these provisions shall be guilty of a misdemeanor and shall be punished by a fine not to exceed ten dollars for each offense. It is also obligatory that all teachers shall be required to instruct their pupils one lesson each quarter of the school year with reference to the causes and danger of fires.

THE OLD YEAR.

AN IMPORTANT DUTY. Accordingly the first great duty that will confront the boards of independent city, town and village corporations and the retiring boards of school townships and rural independent districts on July 1, will be the settling with the secretary and treasurer of their respective corporations to determine the financial condition of the corporation and to see that the records of these officers correctly report the business of the corporation during the year. It is of the utmost importance that this duty should be performed with extreme care that the district may not suffer loss thereby. In order to facilitate the business of making the financial settlement it is recommended that you, at least of the larger corporations, appoint a committee to examine the books of these officers and to compare one with the other prior to the annual meeting and to make a report to you concerning the same on July 1st.

POINTS TO BE OBSERVED. In making the settlement with the treasurer the following points should be observed.

1. *Balances.* You should observe that the balances at the beginning of the year just closed are the same as those on hand when you settled with the treasurer last year.

2. *Orders on County Treasurer.* Observe that the school treasurer has charged himself with all orders on the county treasurer turned over to him.

3. *Miscellaneous Receipts—Tuition.* Observe that he has charged himself with all other receipts paid to the corporation, including tuition.

4. *Paid Teachers.* Note that the amount paid teachers, male and female, is correctly reported.

5. *Miscellaneous Disbursements.* See that the other expenditures, including the amount paid for library books, are correctly reported. Make the item "Paid for other purposes" in each fund as small as possible by specifying all of the other disbursements under the proper title.

6. *School Building Bond Fund.* All money collected to pay on school building bonds should be charged to the school building bond fund and not to the school house fund. Also, all amounts paid on school building bonds should be credited to the school building bond fund and not to the school house fund.

7. *Indebtedness.* Please observe that the total indebtedness on June 30, 1912, is correctly reported to the county superintendent on the blank furnished the treasurer through that officer.

8. *Inventory.* Make an inventory of the school houses and apparatus and see that the same is correctly reported to the county superintendent by the secretary.

9. *Agreement of Reports.* The records of the secretary and those of the treasurer should agree as to each fund, the amounts received from each source and the amounts expended for each purpose. We desire also that you note particularly that the reports of these officers agree with respect to library books and tuition.

10. *Adjournment.* In school townships and rural independent districts the retiring boards should meet and transact the business before them sufficiently early to enable them to adjourn in time for the new board to organize and transact the business that may come before it. THE NEW BOARD MUST ORGANIZE ON JULY 1st.

THE NEW YEAR.

ORGANIZATION OF NEW BOARDS. The retiring board of each rural independent district and school township having completed its labors and adjourned, the directors-elect for these corporations will organize for the year just beginning. The organization is effected by the election of a president from among the members, and a secretary and treasurer from outside of the board. (Section 2757.) The boards of independent city, town and village corporations having organized in March, will not elect a president at this time, but will elect a secretary for each of such corporations. In independent village corporations, the board will elect a treasurer also. Section 2757. Treasurers for cities and towns are chosen by the electors in March. Section 2754.

THE MOST IMPORTANT DUTY. The most important duty devolving upon the new boards after their organization is to plan for the schools of their respective corporations for the ensuing year. This involves the determining of the number of schools that shall be maintained, the length of the school year, and the election of teachers.

SMALL SCHOOLS. In every county there are many small schools—schools of five or less. Many of these could be closed temporarily without hardship to any one, often with advantage to the pupils and always with economy to the school corporation. You are urged to take these matters into consideration when determining the number of schools that shall be maintained to see if there may not be one or more schools in your corporation that can be closed both to the advantage of the pupils and the corporation. What can be saved in this way might be used to extend the school year or to induce more competent teachers to take charge of your schools.

NON-USER. When a school is closed with the consent of the county superintendent, or when the school premises are kept in repair, and the school house is kept insured, or when the board by resolution declares a school closed temporarily, the district does not become a non-user under the provisions of section 2816, and therefore does not lose title to the site. You can therefore temporarily close your small schools without forfeiting the title to the school sites by observing any one of the above conditions.

THE FOLLOWING ORDER OF BUSINESS IS RECOMMENDED.

1. Call to Order by President.
2. Roll Call.
3. Reading Minutes of Previous Meeting.
4. Unpaid Bills.
5. Examination of Books and Settlement with Secretary and Treasurer for the Past Year.
6. Unfinished Business.
7. Administration of Oath of Office to Directors Elect. Section 2758. (Form of Oath). Do you solemnly swear (or affirm) that you will support the Constitution of the United States and of the State of Iowa, and that you will faithfully perform the duties of (President or Director, as the case may be) as now or hereafter required by law?
8. Delivery of Copies of School Laws and Supplies to Successors.

NEW BOARD.

1. Call to Order.
2. Election of President. (Except in city and town independent districts.)
3. Election of Secretary.
4. Election of Treasurer.

5. Approval of Bonds of Secretary and Treasurer.
6. Fixing Period Each School Shall be in Session.
7. Fixing Date for Opening Schools.
8. Determining Rules and Regulations for School Government.
9. Repairs.
10. Supplies.
11. Arrange to Enforce the Compulsory School Law.
12. Determine Wages to be Paid.
13. Determine Number of Schools to be in Session.
14. Employment of Teachers.
15. Fix Amount to be Expended for Library Purposes.
16. Provide for Tuition of Pupils in High School.
17. Estimate the Amount of Taxes Necessary for the Coming Year.
    (1) Teachers' Fund.
    (2) Contingent Fund.
    (3) School House Fund (voted by people).
18. New and Unfinished Business.
19. New Buildings—Heating and Ventilation of Buildings.
20. Adjournment.

HEATING AND VENTILATING.

The proper heating and ventilating of school rooms is a matter of supreme importance, and should receive the most serious consideration by every school board in the state. It is poor economy to go to the expense of maintaining a school and then fail to provide a healthful and comfortable school room, which is the one thing that is, above everything else, necessary to make the school successful. No improvement is more necessary nor more urgent, and no investment will yield larger and more certain returns to the taxpayers of the district than the money expended in providing adequate facilities for heating and ventilating the school rooms.

This Department has no authority to specify what particular kind of a heating and ventilation system shall be installed in the schools of Iowa. That is a matter for each board to determine. However, it might be well to profit by the experience of other states which have been pioneers in this movment for better heating and ventilation of school rooms. Hence, the following suggestions which, if observed by school boards, will enable them to avoid expensive mistakes and insure the installation of efficient apparatus.

SUGGESTIONS FOR HEATING AND VENTILATING.

Room heating and ventilation systems, when properly constructed and installed, have been found to be practical, efficient and economical for school buildings having from one to four rooms. Such a system may consist of (1) a home made apparatus constructed by a local mechanic, or, (2) a patented system installed by a responsible concern which makes a specialty of heating and ventilation.

ESSENTIALS IN CONSTRUCTION OF HOME MADE PLANT.

The following requirements are substantially those in force in Minnesota, North Dakota and other states:

1. *Chimney.* This is of fundamental importance. It should be not less than 20 by 20 inches clear on the inside throughout its entire length. It should be set into the inside of the building and should extend at least four feet above the highest part of the roof.

Inside the chimney should be a stack, eight inches in diameter, made of No. 16 gauge steel. This stack should rest on the floor of the chimney and be held in place by side braces, and extend two feet above the chimney top. The smoke pipe should enter the stack at the usual smoke pipe height.

2. *Ventilation.* The space in the chimney outside of the stack is used for ventilation. Registers should be placed in the base of the chimney with the lower edge as near the floor as possible. Two registers are better than one. The total area of the registers should be one-fourth more than that of the chimney flue. The top of the register should not be more than twelve or fourteen inches from the floor and eight or ten inches is better still.

3. *Heater.* This should be substantial and of adequate capacity. The base should be small, and there should be no projecting rims or flanges, otherwise the free circulation of the air will be impeded. The heater should be surrounded by a shield or casing, standing at least six inches away from it, and not less than twelve inches from the floor.

4. *Shield.* This should be made of polished or plated steel so as to present a handsome appearance and resist rusting. It should be lined with asbestos and an inside lining of deeply corrugated tin so as to make it as nearly radiation proof as possible.

5. *Fresh Air Intake.* The cross section area of the fresh air intake should be as great at least as that of the chimney exclusive of the smoke stack. It should enter the space between the shield and heater so as to insure the proper heating of the fresh air before it is discharged into the room.

A fresh air register under the heater has been found to be unsatisfactory and should under no circumstances be used. It is impossible to keep the floors warm with such an arrangement.

6. *Humidifier.* A suitable vessel or evaporating pan should be provided and placed inside of the shield so that the proper amount of moisture may be imparted to the air before it is distributed throughout the room. A vessel on the stove filled with water might answer.

Caution. Unless the system is constructed in all essential details strictly in accordance with the above requirements, the results will be inadequate and unsatisfactory.

ESSENTIAL FEATURES OF PATENTED SYSTEMS.

Chimney. A good chimney is of the utmost importance with any efficient gravity system of heating and ventilation. In a patented system

where the smoke and foul air are mixed the chimney should be 12 by 12 inches clear on the inside throughout its entire length. Such a chimney may be built on posts or a shelf, but it should extend about four feet below the ceiling.

Systems that have foul air ventilators unheated are, of course, inadequate, and the installation of such a device is simply a waste of money.

When a district installs a plant it should provide a good brick chimney and make a permanent job of it. Make-shifts are unsatisfactory and expensive.

With any room heating and ventilating system it is important that the mouth of the foul air ventilator should be at least four feet away from the shield of the heater, otherwise there will be interference between the action of the ventilator and the heater.

In every case the heater and foul air ventilator should be in the same end of the room so as to insure proper circulation of the air in the room.

As to construction of heater, shield, fresh air intake, etc., the suggestions and requirements made for home made plants should apply to patented systems.

Sincerely,
A. M. DEYOE,
Superintendent of Public Instruction.

To County Superintendents:

I have received information from the office of the attorney general that his interpretation of the registration fee for the support of the normal institutes as found in Section 278 of the School Laws will be in substance as follows:

The time for the collection of the fee may not be limited to the dates of the institutes but may be extended throughout the year. It will be perfectly proper to ascertain at the time of the institute from those in attendance whether they desire to secure a certificate or teach for the ensuing year and collect a fee of $1.00 from each person answering in the affirmative.

The registration fee of $1.00 shall be collected annually from each person desiring to secure a certificate in addition to the regular examination fee, and from each person who may teach in his county during the year, but not more than $1.00 shall be so collected annually from any one person.

This method of collecting the $1.00 registration fee does not apply prior to July 4, 1911.

Yours truly,
A. M. DEYOE,
Superintendent Public Instruction.

June 12, 1911.

To the Teachers and Superintendents of the Public Schools of Iowa:

My attention has recently been called to a book on Domestic Science by Ida Hood Clark, published by Little, Brown and Company of Boston, in which a certain paragraph relating to "Purchasing Flour," on page 82, recommends that certain brands of flour, viz., Pillsbury's and Washburn's are the best.

We do not believe it falls within the province of any text book to recommend or advertise certain brands of flour for use, and that such discrimination is unjust to the products of our Iowa mills.

This Department recommends that this book be not used in any of the public schools of Iowa until the objectionable paragraph referred to be removed from the text.

Yours respectfully,
A. M. DEYOE,
Superintendent of Public Instruction.

June 15, 1912.

ARBOR DAY



IOWA

APRIL 28, 1911

STATE OF IOWA—EXECUTIVE DEPARTMENT.

By the Governor:

A PROCLAMATION.

Realizing how vital and inseparable are tree culture and forestry to the development and conservation of the resources of our State, I desire to call the attention of the people of Iowa to Arbor Day, which has by custom grown nation-wide in observance.

Therefore, I, in conformity with established custom do hereby designate

APRIL 28, 1911, AS ARBOR DAY,

and recommend that it be observed by our schools, with appropriate exercises and ceremonies, the planting of trees and shrubbery; and that our cities and towns, in accordance with the spirit of the day, take occasion to beautify their streets and parks with natural foliage.

IN TESTIMONY WHEREOF, I have hereunto set my hand and caused to be affixed the Great Seal of the State of Iowa.

Done at Des Moines, the Capital of the State, this 5th day of April, A. D. 1911.

B. F. CARROLL,
Governor.

ATTEST:
W. C. HAYWARD,
Secretary of State.

DEPARTMENT OF PUBLIC INSTRUCTION,

DES MOINES, IOWA.

To the School Children of Iowa, Our Boys and Girls:

The influence of Spring-tide is upon us. Nature in all her beauty is spreading a mantle upon all things round about. The green grass, the flowers, the leafing trees and flowering shrubs, the songs of the birds in our tree-tops indicate that Nature is active in preparing a pleasant place for you and me. May this Spring-time bring to you new hopes, new ambitions and new desires for knowledge that will be potent influences for higher ideals and better lives. It is our earnest desire that this year the influence of Nature may culminate in the observation of a day of joyous tree planting and general cleaning up of schools and grounds in which all may lend a helping hand.

The governor of our state has appointed Friday, April 28th, as Arbor Day. I trust his proclamation may be read on this day in every school in session.

Arbor and Bird Day should be one of universal interest to pupils, teachers and patrons. Many, many school yards should, on this occasion, be improved and made more home-like by the planting of trees, vines and shrubs. Plan an arrangement for the planting that will beautify the school premises and yet not encroach upon the play-grounds. Trees invite the song birds to establish their homes among us; establish a place where we can meet new friends as well as old.

A wise choice of companions and friends will do much to promote the happiness and purity of our lives. Trees represent constancy and loyalty, while cheer and good-will are proclaimed by the birds of song. May you, boys and girls, become fast friends with the trees and birds, and thus bring them under your care and protection. In study and play, let that which may be enduring and loyal mingle with cheer and good-will to all; and by so doing, typify in your lives, lessons gained from Nature.

Sincerely yours,

A. M. DEYOE,

Superintendent Public Instruction.

April 6, 1911.



AS MANY ARE



AS ALL COULD BE

ARBOR DAY

IOWA

Friday, April 26, 1912



A vision of what the future has in store for each rural community in Iowa that acts today.

This modern one room rural school building is found in Linn County, Iowa.

Cut loaned by Supt. A. B. Alderman.

STATE OF IOWA—EXECUTIVE DEPARTMENT.

A Proclamation

By the Governor:

By custom the last Friday in April has been established as a day for the planting of trees upon and otherwise beautifying the school grounds of the state. There is nothing which adds more to the beauty and attractiveness of the home or the school than to surround it with trees and shrubbery. To interest the children in planting and caring for trees is to inspire them to higher and nobler ideals.

We have experienced two unusually dry seasons during which shade and ornamental trees have greatly suffered. It is therefore desired that more than the usual amount of interest be taken in tree planting this season.

Therefore, I, B. F. Carroll, governor of the state of Iowa, do hereby proclaim

FRIDAY, APRIL 26TH, AS ARBOR DAY,

and I recommend that all teachers and school officers see to it that a sufficient number of trees of select varieties and sufficient shrubbery of suitable kind be furnished to enable the children with the aid of and under the direction of the teachers to properly beautify and ornament the school grounds throughout the state.

I further recommend that the people generally observe this as a day for the planting of shrubbery, shade, fruit and ornamental trees to the end that the homes may be beautified and ornamented and the farms of the state made more attractive.

IN WITNESS WHEREOF, I have hereunto set my hand and caused to be affixed the Great Seal of the State of Iowa, this 29th day of March, A. D. 1912.

B. F. CARROLL,
Governor.

(Seal)

Attest: W. C. HAYWARD,
Secretary of State.
By J. M. JAMIESON,
Deputy.

STATE OF IOWA,
DEPARTMENT OF PUBLIC INSTRUCTION.
DES MOINES.

To the Teachers, Pupils and Patrons of the Schools of Iowa:

Rarely do I see a tree of unusual size and beauty on a fine stretch of green that I do not at once think, if only every schoolhouse could have such a location. What a joy that tree would be to the children! What a teacher it would be to their young minds! How those who enjoy its shade must hallow the memory of the person who planted it and bless those who spared and cared for it. There is no more beautiful service to mankind than the planting of a tree.

In this day of aesthetic awakening, much is being done to bring about the "City Beautiful." Blocks of valuable buildings in the heart of cities have been condemned and planted to grass and trees that the children may have the uplifting influence of a beautiful outside world. With the same care and little expense, your school ground may be made the pride of the community.

A good beginning would be to plant this year an oak, an elm, or a sugar maple or a group of three or five. A woodbine or a Virginia creeper makes a homely fence a thing of beauty. A row of spruce or of Norway pine on two sides makes a good background. Groups of trees or shrubs artistically arranged in front of the schoolhouse and near the corners of the yard produce a pretty effect.

An organization of the patrons would perhaps be the most effective way of giving wise direction to the effort to beautify school grounds. Through such an organization, investigation could be made as to what has been done and is being done in other places. Advice from a landscape gardener could be secured as to how to make the most of the opportunity offered by the size and location of your school ground and in other ways the work could be made interesting and effective.

I earnestly hope that the teachers and pupils of many schools will be able to interest the patrons in making such combined and continuous effort for the beautifying of the school grounds on Arbor Day, April 26, 1912.

Very truly yours,
A. M. DEYOE,
Superintendent of Public Instruction.

April 9, 1912.

HOW TO PLANT A TREE



Have all necessary tools—also water—ready for use. Dig the hole a little deeper and wider than the tree requires. Leave some pulverized dirt in the bottom of the hole.



Plant the tree a little deeper than it was originally. Sift the rich, mellow soil, first removed, carefully about the roots. Be sure the roots are spread out. Hold the tree erect and firm.



After the roots are covered, lift the tree slightly, allowing it to settle back, to insure the filling of all spaces underneath. Tramp the earth down solid as the hole is filled. This will prevent disturbance of roots and keep out air.



Leave a little loose earth on top. Children may plant flowers about the trees. The soil should be cultivated every few days to conserve the moisture. Keep free from weeds and grass.

Illustrations loaned by County Superintendent O. J. Kern, Rockford, Illinois.



WAVERLY DOMESTIC SCIENCE DEPARTMENT
NORMAL TRAINING HIGH SCHOOL



MALVERN DOMESTIC SCIENCE DEPARTMENT. NORMAL TRAINING HIGH SCHOOL.



ROCKWELL CITY DOMESTIC SCIENCE DEPARTMENT
NORMAL TRAINING HIGH SCHOOL



OSAGE DOMESTIC SCIENCE DEPARTMENT
NORMAL TRAINING HIGH SCHOOL

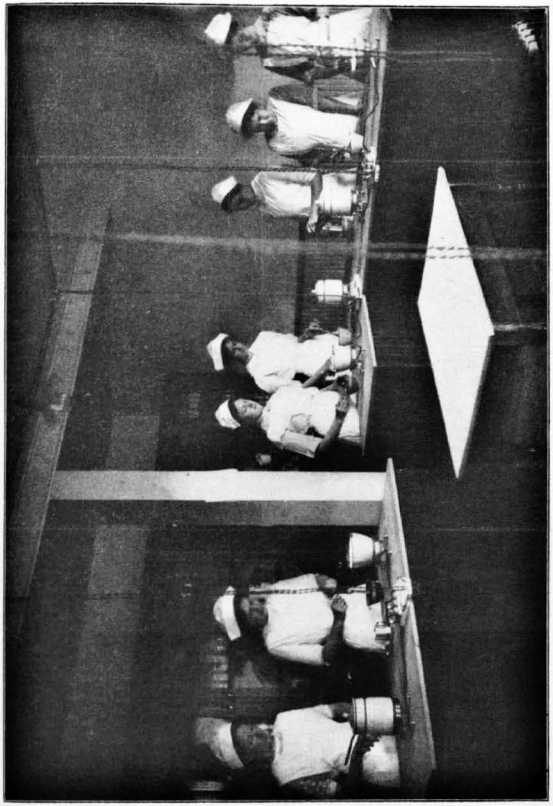

NORTHWOOD DOMESTIC SCIENCE DEPARTMENT. NORMAL TRAINING HIGH SCHOOL



WAUKON AGRICULTURE DEPARTMENT
NORMAL TRAINING HIGH SCHOOL



ROCK VALLEY DOMESTIC SCIENCE DEPARTMENT
NORMAL TRAINING HIGH SCHOOL



FERNALD CONSOLIDATED SCHOOL

The Fernald Consolidated School building is 46x49. Two stories with four rooms. Made of plain red brick. The cost of house complete with heating plant, $6,338.00. There is about three acres of play ground.



THE WALKER PUBLIC SCHOOL BUILDING

This building is of brick construction, 49x90 feet in size, with two stories and basement, and cost $18,500.00. The basement has a 14-foot ceiling, stands high out of the ground, and is fitted for use as an auditorium and gymnasium. The school rooms occupy the first and second floors, each being supplied with two cloak rooms with toilet rooms in connection. The high school has a seating capacity of 65, and is equipped with the latest improved adjustable desks. The class rooms are all lighted exclusively by north light. The heating plant is of the vacum steam system, and the most approved ideas in ventilation have been adopted. An individual gas plant will be a part of the equipment and will supply gas for lighting purposes and also for the domestic science department, which it is expected will be installed later.

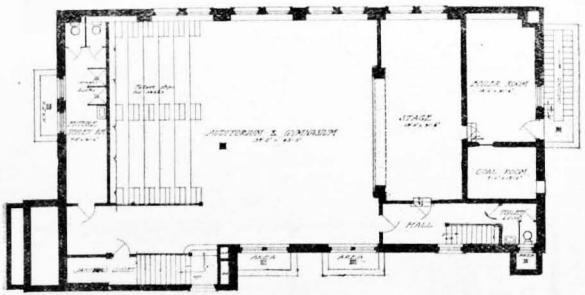

PLAN OF BASEMENT
WALKER SCHOOL BUILDING

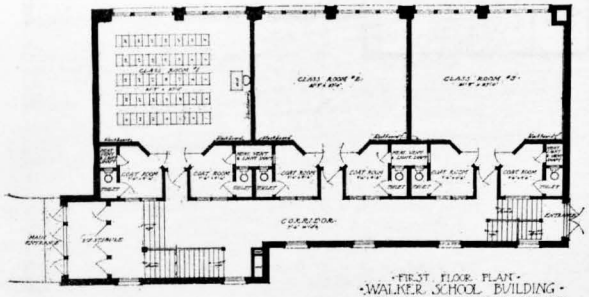

FIRST FLOOR PLAN
WALKER SCHOOL BUILDING

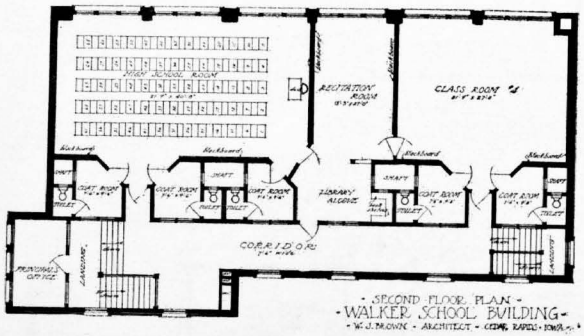

NORMAL INSTITUTES APPOINTED FOR THE YEAR 1911.

JUNE 1, 1911

County	Place	Begins	Days	County Superintendent or Conductor
Adair	Greenfield	June 19	8	Adaline Brooks
Adams	Corning	June 20	7	Marion Dampman
Allamakee	Waukon	July 10	6	W. L. Peck
Appanoose	Centerville	July 17	7	Mrs. S. S. Webster
Audubon	Audubon	June 19	6	Ella M. Stearns
Benton	Vinton	June 19	8	Linnie E. Schloeman
Black Hawk	Waterloo	Aug. 7	6	H. A. Moore
Boone	Boone	July 17	7	Gracia Tucker
Bremer	Waverly	July 17	8	Mary G. Cretzmeyer
Buchanan	Independence	Aug. 7	6	G. R. Lockwood
Buena Vista	Storm Lake	June 19	6	J. A. Woodruff
Butler	Allison	July 17	8	Mary A. Faint
Calhoun	Rockwell City	June 12	6	Emma Keller
Carroll	Carroll	June 12	12	W. T. Bohnenkamp
Cass	Atlantic	June 19	7	Bertha A. Johnson
Cedar	Tipton	July 31	6	Ruby I. Lewis
Cerro Gordo	Mason City	Aug. 21	6	C. T. Benson
Cherokee	Cherokee	Aug. 28	6	Kate R. Logan
Chickasaw	New Hampton	July 5	6	E. J. Feuling
Clarke	Osceola	July 17	7	Bessie Hart
Clay	Spencer	April 3	6	Mary E. Riley
Clayton	Elkader	July 17	8	Thos. R. Roberts
Clinton	Clinton	Aug. 7	6	Geo. E. Farrell
Crawford	Denison	Aug. 21	6	F. N. Olry
Dallas	Adel	June 19	6	Carolyn E. Forgrave
Davis	Bloomfield	Aug. 7	6	C. N. Spicer
Decatur	Leon	June 20	7	J. W. Long
Delaware	Manchester	Aug. 21	6	Guy D. Ribble
Des Moines	Burlington	June 19	6	F. W. Parrott
Dickinson	Spirit Lake	Aug. 28	8	Jennie R. Bailey
Dubuque	Dubuque	June 19	8	H. B. Smith
Emmet	Estherville	Not fixed	6	T. J. Lerdall
Fayette	Fayette	Aug. 21	6	R. H. Belknap
Floyd	Charles City	June 19	6	E. A. Sheldon
Franklin	Hampton	June 19	6	J. A. Iverson
Fremont	Sidney	Aug. 21	6	Della Simons
Greene	Jefferson	June 12	6	A. J. Oblinger
Grundy	Grundy Center	June 29	6	A. M. Gray
Guthrie	Guthrie Center	July 17	7	O. G. Hamilton
Hamilton	Webster City	June 5	6	E. F. Snow
Hancock	Garner	June 7	18	J. R. Baggs
Hardin	Eldora	July 19	6	Julia Scurry
Harrison	Logan	July 31	6	Susie T. Faith
Henry	Mt. Pleasant	June 12	12	L. Antrim
Howard	Cresco	June 19	8	Emma Fallgatter
Humboldt	Humboldt	Mch. 27	6	Clarence Messer
Ida	Ida Grove	June 12	6	Wilson Jones
Iowa	Marengo	June 19	6	Mary L. McEachron
Jackson	Bellevue	June 19	6	E. R. Stoddard
Jasper	Newton	Aug. 14	6	Olive Shriner
Jefferson	Fairfield	June 19	6	June Chidester
Johnson	Iowa City	June 20	7	C. M. Miller
Jones	Monticello	Mch. 27	6	Kate Maurice
Keokuk	Sigourney	July 31	6	H. S. McVicker
Kossuth	Algona	June 12	6	Sid J. Backus
Lee	Fort Madison	Aug. 7	6	Alee W. Rakow
Linn	Marion	June 19	8	A. B. Alderman
Louisa	Wapello	June 19	8	R. R. Hunt
Lucas	Chariton	July 17	6	Myrtle A. Dungan
Lyon	Rock Rapids	July 17	6	E. T. Gilman

NORMAL INSTITUTES APPOINTED FOR THE YEAR 1911—CONT'D

County	Place	Begins	Days	County Superintendent or Conductor
Madison	Winterset	Apr. 3	6	John Gentry
Mahaska	Oskaloosa	Aug. 21	6	Charles H. Young
Marion	Knoxville	July 10	12	Nora E. White
Marshall	Marshalltown	June 19	8	Mary E. Hostetler
Mills	Glenwood	Aug. 21	6	Geo. E. Masters
Mitchell	Osage	July 17	6	H. E. La Rue
Monona	Onawa	April 3	6	Ella M. Gardner
Monroe	Albia	April 3	6	Myrta Harlow
Montgomery	Red Oak	June 19	6	Clara M. Cowgill
Muscatine	Muscatine	June 19	8	M. F. Cronin
O'Brien	Primghar	June 19	6	J. J. Billingsly
Osceola	Sibley	April 10	6	Mary De Boos
Page	Clarinda	Aug. 21	6	Jessie Field
Palo Alto	Emmetsburg	Aug. 21	6	Lillie Patton
Plymouth	LeMars	July 31	6	Anna C. Donahoe
Pocahontas	Pocahontas	July 17	8	W. P. Jensen
Polk	Des Moines	June 19	6	Jennie Steele Huegle
Pottawattamie	Council Bluffs	Aug. 28	6	F. J. Puryear
Poweshiek	Grinnell	June 19	8	Sarah A. Carpenter
Ringgold	Mt. Ayr	June 19	8	Etta J. Rider
Sac	Sac City	June 12	6	John R. Slacks
Scott	Davenport	Aug. 21	6	Henry E. Ronge
Shelby	Harlan	July 31	6	Rose M. Parker
Sioux	Orange City	June 5	6	F. E. Fuller
Story	Nevada	July 10	10	I. J. Scott
Tama	Toledo	July 17	8	Mary A. Richards
Taylor	Bedford	July 19	8	Della Griffin
Union	Creston	July 19	7	Sylvia Cook
Van Buren	Keosauqua	July 17	8	Lizzie V. Meredith
Wapello	Ottumwa	Aug. 21	6	Elizabeth Burgess
Warren	Indianola	Feb. 27	6	W. M. McGee
Washington	Washington	June 12	6	O. E. Smith
Wayne	Corydon	June 19	6	Minnie R. Conner
Webster	Fort Dodge	June 12	6	Anna King Pittard
Winnebago	Forest City	July 11	12	Mary A. Carey
Winneshiek	Decorah	Feb. 27	6	L. C. Brown
Woodbury	Sioux City	June 19	8	Sigurd Reque
Worth	Northwood	July 24	6	T. B. Morris
Wright	Clarion	Aug. 28	6	O. E. Gunderson
				M. L. Howell

NORMAL INSTITUTES APPOINTED FOR THE YEAR 1912.

MARCH 27, 1912.

County	Place	Begins	Days	County Superintendent or Conductor
Adair	Greenfield	Aug. 15	8	Adaline Brooks
Adams	Corning	June 17	6	Marion Dampman
Allamakee	Waukon	July 8	6	W. L. Peck
Appanoose	Centerville	July 15	7	Mrs. S. S. Webster
Audubon	Audubon	June 17	8	Ella M. Stearns
Benton	Vinton	June 19	6	Linnie E. Schloeman
Black Hawk	Waterloo	Aug. 5	7	H. A. Moore
Boone	Boone	July 29	6	Gracia Tucker
Bremer	Waverly	July 15	8	Mary G. Cretzmeyer
Buchanan	Independence	Aug. 5	6	G. R. Lockwood
Buena Vista	Storm Lake	June 17	6	J. A. Woodruff
Butler	Allison	July 15	8	Mary A. Faint
Calhoun	Rockwell City	June 17	6	Emma Keller
Carroll	Carroll	June 10	12	W. T. Bohnenkamp
Cass	Atlantic	June 17	7	Bertha A. Johnson
Cedar	Tipton	July 15	8	Ruby I. Lewis
Cerro Gordo	Mason City	Aug. 26	6	C. T. Benson
Cherokee	Cherokee	Aug. 19	6	Kate R. Logan
Chickasaw	New Hampton	July 8	6	E. J. Feuling
Clarke	Osceola	June 17	6	Bessie Hart
Clay	Spencer	April 1	6	Mary E. Riley
Clayton	Elkader	June 17	8	Thos. R. Roberts
Clinton	Clinton	Mar. 18	6	Geo. E. Farrell
Crawford	Denison	Aug. 19	6	F. N. Olry
Dallas	Adel	Aug. 12	6	Carolyn Forgrave
Davis	Bloomfield	Aug. 5	6	C. N. Spicer
Decatur	Leon	June 19	6	J. W. Long
Delaware	Manchester	Aug. 19	6	Guy D. Ribble
Des Moines	Burlington	June 17	6	F. W. Parrott
Dickinson	Spirit Lake	June 10	6	Jennie R. Bailey
Dubuque	Dubuque	April 8	6	H. B. Smith
Emmet	Estherville	Aug. 19	8	T. J. Lerdall
Fayette	West Union	Aug. 19	6	R. H. Belknap
Floyd	Charles City	June 17	6	E. A. Sheldon
Franklin	Hampton	June 17	8	J. A. Iverson
Fremont	Not fixed	Aug. 5	6	Della Simons
Greene	Jefferson	Aug. 19	6	A. J. Oblinger
Grundy	Reinbeck	June 17	6	A. M. Gray
Guthrie	Not fixed	July 15	6	O. G. Hamilton
Hamilton	Webster City	Aug. 19	6	E. F. Snow
Hancock	Britt	June 17	8	J. R. Baggs
Hardin	Eldora	June 17	8	Julia Scurry
Harrison	Logan	Aug. 5	6	Susie T. Faith
Henry	Mt. Pleasant	June 17	6	L. Antrim
Howard	Cresco	Aug. 26	6	Emma Fallgatter
Humboldt	Humboldt	April 1	6	Clarence Messer
Ida	Ida Grove	June 10	6	Wilson Jones
Iowa	Marengo	June 10	6	Mary L. McEachron
Jackson	Maquoketa	June 17	6	E. R. Stoddard
Jasper	Newton	Aug. 19	6	Olive Shriner
Jefferson	Fairfield	June 17	6	June Chidester
Johnson	Iowa City	June 18	7	C. M. Miller
Jones	Anamosa	Mar. 18	6	Kate Maurice
Keokuk	Sigourney	Aug. 12	6	H. S. McVicker
Kossuth	Algona	June 19	6	Sid J. Backus
Lee	Keokuk	June 10	6	Alec W. Rakow
Linn	Marion	June 17	8	A. B. Alderman
Louisa				R. R. Hunt
Lucas	Chariton	June 17	7	Myrtle A. Dungan
Lyon	Rock Rapids	July 15	6	E. T. Gilman

NORMAL INSTITUTES APPOINTED FOR THE YEAR 1912—CONT'D

County	Place	Begins	Days	County Superintendent or Conductor
Madison	Winterset	Mar. 25	6	John Gentry
Mahaska	Oskaloosa	July 29	6	Charles H. Young
Marion	Knoxville	July 15	7	Nora E. White
Marshall	Marshalltown	July 17	6	Mary E. Hostetler
Mills	Malvern	Aug. 26	6	Geo. E. Masters
Mitchell	Osage	July 8	6	H. E. La Rue
Monona	Onawa	April 1	6	Ella M. Gardner
Monroe	Albia	Mar. 25	6	Myrta Harlow H. C. Hollingsworth
Montgomery	Red Oak	Aug. 21	7	Clara M. Cowgill
Muscatine	Muscatine	June 10	6	M. F. Cronin
O'Brien	Primghar	June 17	6	J. J. Billingsly
Osceola	Sibley	April 1	6	Mary De Boos
Page	Shenandoah	July 29	6	Jessie Field
Palo Alto	Emmetsburg	Aug. 19	6	Lillie Patton
Plymouth	LeMars	June 16	6	Anna C. Donahoe
Pocahontas	Pocahontas	July 15	8	W. P. Jensen
Polk	\Des Moines	April 8	6	Jennie Steele Huegle
	/Des Moines	June 10	13	
Pottawattamie	Council Bluffs	Aug. 19	6	F. J. Puryear
Poweshiek	Montezuma	June 11	12	Sarah A. Carpenter
Ringgold	Mount Ayr	June 17	8	Etta J. Rider
Sac	Sac City	June 10	6	John R. Stacks
Scott	Davenport	Aug. 19	6	Henry E. Ronge
Shelby	Harlan	July 7	6	Rose M. Parker
Sioux	Not fixed	June 10	6	F. E. Fuller
Story	Nevada	July 8	10	I. J. Scott
Tama	Toledo	June 10	6	Mary A. Richards
Taylor	Bedford	June 10	14	Della Griffin-Owens
Union	Afton	June 17	7	Sylvia Cook
Van Buren	Keosauqua	July 15	8	Lizzie V. Meredith
Wapello	Ottumwa	Aug. 19	6	Elizabeth Burgess O. E. Smith
Warren	Indianola	Mar. 25	6	W. M. McGee
Washington	Washington	June 10	6	Minnie R. Conner
Wayne	Corydon	June 19	6	Anna King Pittard
Webster	Fort Dodge	June 17	6	Mary A. Carey
Winnebago	Forest City	July 9	11	L. C. Brown
Winneshiek	Decorah	Mar. 25	6	Sigurd Reque
Woodbury	Sioux City	June 17	8	T. B. Morris
Worth	Northwood	July 15	6	O. E. Gunderson
Wright	Eagle Grove	Aug. 26	6	M. L. Howell

REGULATIONS GOVERNING THE ISSUANCE OF UNIFORM COUNTY CERTIFICATES BY EXAMINATION AND RENEWAL.

PART ONE.

REGULAR EXAMINATIONS.

1. DATES OF REGULAR EXAMINATIONS.

Regular examinations for uniform county certificates are held on the last Friday and the Wednesday and Thursday preceding in the months of January, June, July and October. (Section 2734-c, School Laws.)

2. ADMISSION AND QUALIFICATIONS OF APPLICANTS.

Before admitting an applicant to any examination, the County Superintendent must be satisfied that the person seeking a certificate is of good moral character, of which fact he may require proof, and that he is in all respects other than in scholarship possessed of the necessary qualifications as an instructor. (Section 2734-l, School Laws.)

3. MINIMUM AGE FOR ADMISSION TO A REGULAR EXAMINATION.

(a) If writing in the January examination, the eighteenth birthday must be reached by the first day of the next April.

If writing in the June or July examinations, the eighteenth birthday must be reached by the first day of the next September.

If writing in the October examination, the eighteenth birthday must be reached by the first day of the next December.

(b) An applicant under eighteen years of age must write on the preliminary blank the day, month and year he will be eighteen. An applicant under age, as specified in (a) of this section, admitted through error, will receive no report of the examination, nor will his answer papers be returned.

4. THE PRELIMINARY BLANK.

Before beginning to write at any examination, the applicant shall fill out a preliminary blank and file it with the County Superintendent or conductor in charge of the examination, together with the examination fee of one dollar.

5. ANSWER PAPERS MUST BEAR NUMBER, BUT NOT NAME OF APPLICANT.

At the beginning of the examination, the County Superintendent, or the conductor, shall give to each applicant a number, which number, together with the name of the applicant, must appear on the preliminary blank. The applicant's number, BUT NOT HIS NAME, must appear on EACH sheet of the answer papers. Each sheet shall bear the name of the county to which the examination is to be credited.

6. SEATING OF APPLICANTS.

Each applicant should be as far removed as practicable from other applicant; should not have in his possession any books, notes or papers, except the paper distributed by order of the conductor, and SHOULD NOT LEAVE HIS SEAT until the examination on a subject is completed and the answer papers are passed to the conductor.

7. APPLICATION FEE—EXAMINATION OR RENEWAL.

Each applicant for a uniform county certificate, whether writing the examination in whole or in part, and each applicant for the renewal of a uniform county certificate, shall pay a fee of one dollar, one-half of which shall be deposited by the County Superintendent with the treasurer of state on the first day of the succeeding month and one-half shall be paid into the county institute fund on the same date. (Section 2734-p).

8. NO COMMUNICATION.

An applicant who seeks either to receive or to give aid by any form of communication, shall be dismissed by the conductor, and his papers shall not be forwarded to the Department of Public Instruction. The County Superintendent shall, in his returns to the State Superintendent, report all such cases and the action taken by him in each case.

9. NO EXPLANATION.

The conductor shall make no explanation of or comment upon the questions or their meaning.

10. WORK MUST BE IN FULL.

In mathematics no credit will be given for mere results. All operations must be fully indicated by signs or by written analysis.

11. DEFINITE ANSWERS.

Answers should be definite and concise. The applicant should write no statement of fact not called for by the questions. ALL ANSWER PAPERS SHALL BE WRITTEN IN INK.

12. PROGRAM OF EXAMINATION.

EACH HALF DAY SHALL BE A UNIT. THE EXAMINATION IN ANY SUBJECT MAY NOT BE WRITTEN AT ANY OTHER TIME THAN THE HALF DAY IN WHICH IT APPEARS ON THE PROGRAM.

With the consent of the county superintendent, an applicant may apportion the time among the scubjects scheduled for that half-day session.

Applicants who write but a part of the subjects scheduled for a half day, must present themselves at the hour such subject or subjects are appointed in the program.

SCHEDULE OF EXAMINATION.

WEDNESDAY.

A. M.	P. M.
8:00 to 8:30, Preliminary.	1:15 to 3:00, Geography.
8:30 to 10:15, Didactics.	3:00 to 5:00, History.
10:15 to 11:10, Orthography.	5:00 to 6:00, or at convenience of conductor, Oral Reading.
11:10 to 12:00, Reading.	

THURSDAY.

A. M.	P. M.
8:00 to 8:10, Preliminary.	1:00 to 2:00, Elements of Vocal Music.
8:10 to 10:10, Arithmetic.	2:00 to 4:00, English Grammar.
10:10 to 12:00, Physiology.	4:00 to 5:00, Penmanship.

FRIDAY.

A. M.	P. M.
8:00 to 8:10, Preliminary.	1:00 to 2:45, Elementary Civics.
8:10 to 10:15, Elementary Algebra.	2:45 to 5:00, Elements of Physics.
10:15 to 12:00, Elementary Economics.	

13. GRADES OF CERTIFICATES—SUBJECTS REQUIRED.

Applicants for second and third grade uniform county certificates shall pass an examination in didactics, reading, orthography, writing, arithmetic, geography, grammar, history of the United States, elements of vocal music, and physiology and hygiene, including effects of the use of stimulants, narcotics, and poisonous substances. Applicants for first grade certificates, in addition to the above named subjects, must pass an examination in elementary civics, elementary economics, elementary physics, and elementary algebra.

14. PASSING GRADES.

The average and minimum standings for each grade of uniform county certificate shall be as follows:

First grade, average 85 per cent, no grade below 75 per cent.

Second grade, average 75 per cent, no grade below 70 per cent.

Third grade, average 65 per cent, no grade below 60 per cent.

Note 2. Applicants will be allowed to hold passing grades obtained in the four advanced subjects in the June, 1910, examination and all subsequent examinations.

15. GENERAL FITNESS—DIDACTICS—ORAL READING.

The County Superintendent shall grade the papers in didactics and give grades in the general fitness of applicants. The County Superintendent, or the conductor of the examination, shall also examine applicants in oral reading. All grades thus assigned shall be on the basis of 100.

Note. GENERAL FITNESS—BASIS FOR. In giving the grade in general fitness, scholarship should not be considered. This grade is based upon the other qualities that go to make a successful teacher. A certificate will not be issued if the grade in general fitness is lower than the minimum grade allowed for that particular grade of certificate.

16. LENGTH OF TIME FOR WHICH CERTIFICATES ARE ISSUED.

First grade and special certificates are issued for a term of three years, second grade certificates for two years, and third grade certificates for one year. (Sections 2734-e, 2734-g, 2734-h and 2734-i).

17. DATE OF CERTIFICATES.

All certificates and reports issued upon any regular examination, will bear date of the first of the month following the examination, unless that date falls on Sunday, in which case, of the day following.

18. DISTRIBUTING CERTIFICATES AND STATEMENTS.

As soon as the certificates and reports for a county are ready they will be shipped to the County Superintendent of said county for distribution.

19. REGISTRATION OF CERTIFICATES.

A certificate is not a valid license to teach until registered by the County Superintendent of the county in which the school is located. (Section 2734-q).

Note 1. In case a sufficient number of life diplomas, state cretificates, first grade uniform county certificates, special uniform county certificates, and second grade uniform county certificates are held in any county to supply the school thereof, the County Superintendent shall not be required to register third grade uniform county certificates. (Section 2734-r.)

20. EXPERIENCE.

Applicants for first grade certificates shall have had 36 weeks of successful experience. For other grades of county certificates, no experience is required.

21. APPLICANTS ENTITLED TO BEST GRADES.

The applicant is entitled to the best grades in all subjects which have been recorded either on the face or on the back of his certificate. Grades obtained at regular examinations subsequent to the date of issue of the certificate held by any applicant, will be placed on the back of a certificate of even date with the original certificate until said applicant succeeds in earning grades that entilte him to a certificate of higher grade or a certificate eligible to life validation. In either case, a new certificate will be issued showing only the best grades to which the applicant is entitled.

22. HOW A PERSON WHO DOES NOT HOLD A REGULAR CERTIFICATE MAY SECURE A UNIFORM COUNTY CERTIFICATE.

Applicants who write the examination for a uniform county certificate for the first time, and applicants whose certificates have lapsed, must write in all subjects required for the grade of certificate desired. Should they fail to secure a certificate at this examination, they will be allowed to combine it with a second trial, provided the second examination is taken within one year. Two trials are thus offered an applicant to secure a certificate. The first and second trials may be combined, the third and fourth, the fifth and sixth, etc. The third, fifth, etc., shall be considered a "first trial" of a new attempt to secure a certificate and the fourth, sixth, etc., shall be considered a "second trial" to secure a certificate. Except for the purpose of combining the results of two examinations in order to secure a certificate, applicants cannot hold any of the grades so earned, unless a certificate is thereby secured.

Note 1. At a "second trial" to secure a certificate, the applicant will be required to write in such subjects only as are necessary to enable him to meet the requirements for the grade of certificate he desires.

Note 2. "WITHIN A YEAR." The expression "within a year" is construed to include the four successive regular examinations following the one in which the "first trial" is made.

Note 3. AVERAGE AND MINIMUM GRADES. The applicant must bear in mind that there is a minimum grade and an average grade requirement. At a "second trial" it is the safer plan to write in all subjects in which the grade is below the required average.

23. NEW CERTIFICATES.

Whenever an applicant meets the requirements for a higher grade of certificate than the one he holds, such higher grade of certificate will be issued to him. Likewise when an applicant, holding a certificate of either the first or second grade, secures grades that meet the requirements for life validation, a new certificate will be issued. However, a certificate that will soon expire, cannot be extended by an examination unless such examination results in a certificate of higher grade or a certificate eligigle to life validation; the extension of a certificate, under such circumstances, can be secured only by the process of renewal.

Applicants for life validation must hold a certificate eligible to validation before making such application. They can not write any of the subjects on the fee for life validation.

24. PASSING TO A HIGHER GRADE OF CERTIFICATE.

Section 2734-h, School Laws of Iowa: "The holder of a second grade certificate may, at any of the examinations provided for in Section 2734-e, take an examination in any one or more of the additional branches required for the issue of a first grade certificate, or he may at any such time be re-examined in any branch or branches in which he desires to raise his grades, and in each case the new grade shall be placed on his certificate, and when he has thus successfully passed in all the branches required for the issue of a first grade certificate, such certificate shall then be issued to him provided he has had thirty-six weeks' successful teaching experience, if not, then at the conclusion of such experience. In like manner third grade certificates may be changed into those of the second or first grade."

25. SCOPE OF EXAMINATIONS.

The examination for a second grade certificate will cover the required subjects, as treated in standard text-books.

The examinations in the four advanced subjects will cover the following:

Physics. Will include the entire subject as usually treated in high school texts. Emphasis will be placed upon natural phenomena.

Algebra. As far as quadratic equations.

Civics. The constitution and government of the United States, and the local and general government of the State of Iowa.

Economics. Fundamental definitions with special attention to discrimination between utility and value, goods and wealth; the departments of economics, the agents of production, including business management and government protection; the Malthusian doctrine; the law of diminishing returns; co-operation; socialism; trades-unions; arbitration.

26. APPEAL.

In case an applicant believes the examining board has made a mistake in marking his papers, or in transcribing the grades, he may appeal his case to the Superintendent of Public Instruction for final hearing, provided his appeal is accompanied by a fee of one dollar to cover the expenses of reviewing the papers and tracing the error. No appeal will be considered unless filed within 60 days after the time the applicant is notified of the results of the examination.

27. PAPERS KEPT NINETY DAYS.

The answer papers of all applicants will be kept on file in the office of the State Superintendent ninety days, after which time they will be destroyed. The answer papers in didactics will be kept on file in the office of the County Superintendent for a like period of time.

PART TWO.

SPECIAL UNIFORM COUNTY CERTIFICATES.

28. (a) KINDS.

Special certificates are issued for the following subjects or groups of subjects:

1, Music; 2, Penmanship; 3, Drawing; 4, Knidergarten; 5, Domestic Science or Home Economics; 6, Manual Training; 7, Latin; 8, German; 9, Greek; 10, French; 11, Physical Culture; 12, English, including Grammar, Rhetoric, English Composition, and English and American Literature; 13, History and Political Science, including Greek, Roman, English and American History, Civil Government of Iowa and the United States, and Economics; 14, Mathematics, including higher Arithmetic, Algebra, Geometry and Trigonometry; 15, Natural Science, including Physiology, Physical Geography, Geology, Botany, and Zoology; 16, Physical Science, including Physics, Chemistry and Astronomy; 17, Commercial, including Arithmetic, Penmanship, Bookkeeping, and Commercial Law; 18, Stenography; 19, Agriculture.

(b) *Number of Subjects.*

The special certificate is not issued for more than two subjects or groups of subjects. It may include one entire group and part of a second group.

(c) *Application Fee.*

Each applicant for a special certificate must file with the County Superintendent a preliminary blank properly filled out, and pay a fee of one dollar.

(d) *Requirements—Examination.*

Applicants for special certificates shall take an examination in the subject or group of subjects for which they desire a certificate.

Note. CREDITS ACCEPTED. Graduates of educational institutions of high grade may file record of credits in major subjects in lieu of examination for special uniform county certificates.

(e) *Examination Date.*

The examination for special certificate may be written in any county on the last Friday of January, June, July or October, if the County Superintendent is requested to call for questions on or before the first day of the month in which the examination is to be written.

(f) *Program of Examination.*

The County Superintendent will fix the time for beginning the examination and the order of subjects.

(g) *Forwarding Returns.*

The answer papers for special county certificates, together with the preliminary papers, shall be put in a package by themselves, sealed and labeled with the names of the subjects and number of papers, and forwarded to the Superintendent of Public Instruction by prepaid express.

PART THREE.

RENEWAL OF REGULAR UNIFORM COUNTY CERTIFICATES.

29. APPLICATION FOR RENEWAL.

An applicant for renewal of a uniform county certificate shall file with the County Superintendent the application for renewal and pay the examination fee of one dollar. The application should be made at least 60 days before the new certificate is to be issued.

ALL RIGHTS UNDER A CERTIFICATE TERMINATE ON THE DATE OF ITS EXPIRATION. HOWEVER, 60 DAYS ARE ALLOWED FOR FILING APPLICATION FOR RENEWAL. No uniform county certificate will be renewed unless application is filed within 60 days after its expiration.

30. RENEWAL RIGHTS AND REQUIREMENTS.

All first and second grade and special certificates, which have not lapsed, are indefiinitely renewable under certain conditions, as hereinafter provided. Likewise, third grade certificates are renewed for one year. (Sections 2734-e, 2734-g, 2734-h, and 2734-i).

31. EXPERIENCE.

The applicant for renewal of a uniform county certificate shall also file with the County Superintendent proof of successful teaching experience during the life of the certificate to be renewed, holders of second grade certificate to show at least six months' successful experience and holders of first grade and special certificates, nine months. Provided that one full year's attendance at college or a normal school during the life of the certificate may be accepted in lieu of teaching experience. The proof of successful teaching experience and professional spirit should be signed by the County Superintendent of the county in which the teaching was done.

32. COUNTY SUPERINTENDENTS RECOMMENDATION—WHAT TO CONSIDER.

In deciding whether a renewal will be recommended, the County Superintendent should consider the teacher's success in the school room, and his professional spirit as evidenced by the reading of professional books and papers, and where practicable, attendance upon educational meetings and institutes.

Note 1. CITY SUPERINTENDENT'S RECOMMENDATION. When the applicant has taught in a graded school, the County Superintendent may base this recommendation upon the statement of the superintendent under whom the teacher has aught.

Note 2. PROFESSIONAL SPIRIT. The applicant for renewal should file with the County Superintendent a statement showing a complete record for institute, summer school or college attendance during the life of the certificate offered for renewal, together with a statement of attendance at educational meetings.

33. PROFESSIONAL STUDY—AMOUNT REQUIRED—STATEMENT.

It is expected that every teacher holding a renewable certificate will pursue the work as outlined by the Educational Board of Examiners, or that such teacher will read carefully at least one professional book each year. If this professional study was done under the supervision of a city superintendent, or principal, such city superintendent, or principal, should certify to the same; otherwise it shall be certified to by a County Superintendent having knowledge of the work done.

34. FORWARDING CREDENTIALS.

When ALL of the papers necessary for the renewal of a uniform county certificate have been filed with the County Superintendent, he shall forward them to the President of the Board of Examiners.

Note 1. PAPERS NECESSARY TO FILE. Three papers are necessary to file for the renewal of the uniform county certificate, as follows:

(a) Application for renewal (Form 1), signed by the applicant.

(b) Superintendent's or Principal's, statement of professional study (Form 2), signed by the superintendent (city or county), or principal, under whom the applicant has done the professional work required for the renewal of the certificate.

(c) County Superintendent's statement as to success in the school-room and professional spirit of the applicant (Form 3), which statement shall be signed by the County Superintendent of the county in which the applicant has taught during the life of the certificate to be renewed.

Note 2. No application should be forwarded to the President of the Board of Examiners until all papers necessary to be filed are complete in every respect.

Note 3. BLANKS FURNISHED BY COUNTY SUPERINTENDENT. All blanks relating to the renewal of certificates must be procured from the County Superintendent. A copy of the professional study blank should be furnished to each County Superintendent and City Superintendent, or Principal, under whose direction the reading was done. When filled out, the professional study record should be sent to the County Superintendent under whom the application was made, who will forward the papers when completed to the President of the Educational Board of Examiners.

PART FOUR.

PASSING TO A STATE CERTIFICATE.

35. GRADES ACCEPTED.

Grades of 85 in orthography, writing, reading, arithmetic, geography, grammar, United States history, music, and physiology on a first or a second grade uniform county certificate, in force, are accepted in examination for a first or a second grade state certificate.

PART FIVE.

SUGGESTIONS CONCERNING FEES.

36. FEES.

EXAMINATION FEES for uniform county certificates shall be paid to the County Superintendent and those for state certificates, to the State Superintendent. The fee for a county certificate is one dollar; that for a state certificate, two dollars.

37. DEPOSITING EXAMINATION FEES.

The County Superintendent should deposit examination fees (one-half with the state treasurer and one-half with the county treasurer) on the first day of the month following the examination at which such fees were received.

38. INSTITUTE—REGISTRATION FEE.

To defray the expenses of the Normal Institute, the County Superintendent shall require the payment of an institute-registration fee of one dollar from each person desiring to secure a certificate, or teach in his county for the ensuing year. (Section 2738).

The institute enrollment fee of $1.00 and the fee of $1.00 formerly required for the registration of a certificate have been abolished, and the institute-registration fee of $1.00 has been created in lieu thereof and must be collected by the County Superintendent from each person desiring to secure a certificate or teach in his county for the ensuing year.

The "ensuing year" is defined as beginning July 1, and closing June 30 following.

No fee should be collected from those enrolled at any institute except from such attendants as may desire to secure a certificate or teach in the county.

Every applicant for a certificate, whether by examination or renewal, who has not already paid the institute-registration fee of one dollar during the year, as specified, should pay this fee in addition to the examination fee.

Every person who may teach in any county, but who has not paid the one dollar institute-registration fee in that county, should forward this fee to the County Superintendent before beginning to teach in the county.

Note. A person must pay the institute-registration fee of one dollar in EVERY county in which he may apply for a certificate or in which he may teach during the year beginning July 1 and ending June 30; but only one such fee may be collected from a person in a given county during a given school year. Illustration: A person may attend institute in one county, apply for a certificate in another, and teach in one or more other counties. The institute-registration fee should be paid in the county where the person applied for the certificate, and in each of the other counties where he teaches.

PART ONE.

UNIFORM COUNTY CERTIFICATES.

1. CERTIFICATES VALIDATED FOR LIFE.

First and second grade and special uniform county certificates are validated for life by the State Educational Board of Examiners upon compliance by the holders with the requirements of the law.

2. SUCCESSFUL EXPERIENCE REQUIRED.

The applicant for life validation of a uniform county certificate shall show by testimonials from county or city superintendents, or from principals having IMMEDIATE supervision of his school work, and from a member of each school board, under whom he has taught, that he has had at least five years' continuous successful teaching experience immediately prior to the time validation is sought. Three years of this teaching must have been under the grade of certificate for which validation is desired. College or normal school attendance can not be accepted in lieu of any part of the five years' continuous teaching experience required by the statute for life validation of uniform county certificates.

3. REQUIRED STANDINGS.

An average of 85 per cent is required, and in no subject shall the standing be less than 80 per cent. The holder of a uniform county certificate may at any regular examination write in any subject or subjects for the purpose of securing grades for a certificate eligible to life validation.

4. PROFESSIONAL STUDY.

The applicant shall furnish proof of professional study during the entire five-year period. The law is specific in this particular and no exception can be made. It is useless to apply for life validation of a uniform county certificate until the applicant holds a certificate that meets the requirements as to grades, and can furnish the evidence with respect to successful teaching experience and professional study during the entire five-year period.

5. TIME TO MAKE APPLICATION.

The application for life validation of a uniform county certificate should be filed in the office of the County Superintendent in time to give that officer an opportunity to secure all necessary testimonial papers, and file the application COMPLETE with the Department of Public Instruction at least 60 days before the certificate is desired. Failure to complete evidence will cause delay.

AN APPLICATION FOR LIFE VALIDATION MAY NOT BE FILED LATER THAN 60 DAYS AFTER THE EXPIRATION OF THE CERTIFICATE.

6. THE APPLICATION—FORM.

The application for life validation of a uniform county certificate shall consist of

1. Application blank—filled out by the applicant.
2. Statement or statements concerning professional study by superintendents or principals.
3. Statement or statements concerning successful experience by superintendents.
4. Statement or statements by members of school boards.
5. The certificate for which life validation is sought.

Note 1. County Superintendents will be supplied with all blanks necessary for life validation of uniform county certificates. Applicants should secure blanks from that officer and furnish these blanks to all superintendents or principals and directors from whom evidence is required, and such blanks should be filled out by said officers and mailed by them direct to the County Superintendent.

7. DEFINITION OF THE TERM "YEAR."

The term year shall be construed to mean the minimum school year as fixed by law.

"Each school established shall continue in session for at least twenty-four weeks---------- in each school year commencing the first of July." Section 2773, School Laws of Iowa.

Applicants must therefore submit evidence of six months' teaching experience each year. Additional experience during one year may not be counted toward that of another.

8. FEE.

The fee for life validation of a uniform county certificate is five dollars ($5.00). THIS FEE SHOULD NOT BE REMITTED UNTIL THE APPLICATION FOR LIFE VALIDATION HAS BEEN APPROVED. Upon receipt of notice of approval, the applicant should remit this fee direct to the President of the Educational Board of Examiners, Des Moines, Iowa, but such remittance should not, under any circumstances, be made by cash or personal check.

PART TWO.

STATE CERTIFICATES.

9. CERTIFICATES VALIDATED FOR LIFE—EXPERIENCE REQUIRED—FEE.

Regular five-year state certificates of the first and second grade and all special state certificates are validated for life by the State Educational Board of Examiners upon proofs from city superintendents, county superintendents and school boards showing at least five years' successful teaching experience, three of which have been during the time said certificates have been in force. The fee for life validation of a state certificate is five dollars ($5.00).

10. APPLICATION—FORM.

The application for life validation of a state certificate shall consist of

1. Application blank filled out by the applicant.
2. Statement or statements concerning teaching experience by County Superintendents.
3. Statement or statements by city superintendents or principals.
4. Statement or statements by school boards.

Note 1. Applicants for life validation of state certificates must secure all necessary blanks from the Department of Public Instruction, Des Moines, Iowa. These blanks should be furnished to all superintendents and school boards from whom evidence is required, and said blanks should be filled out by said officers and mailed direct to the Department of Public Instruction.

11. PAYMENT OF FEE.

THE FEE OF FIVE DOLLARS SHOULD NOT BE REMITTED UNTIL THE APPLICATION FOR LIFE VALIDATION HAS BEEN APPROVED. Upon receipt of notice of approval, the applicant should remit this fee direct to the President of the Educational Board of Examiners, Des Moines, Iowa, but such remittance should not, under any circumstances, be made by cash or personal check.

PART ONE.

GENERAL DIRECTIONS AND SUGGESTIONS.

1. CONDUCTOR.

The County Superintendent shall have charge of the examination and shall determine who may be admitted under the law and the regulations of the Educational Board of Examiners. In case a supplemental examination is authorized he shall appoint a suitable person to take charge of such examination.

2. ASSIGNING NUMBERS.

(a) *Regular and Special Examinations and College or Normal School Supplemental Examinations.*

In assigning numbers to applicants, the County Superintendent should begin a new series in June of each year. The first application filed in June, whether for renewal or examination, will be numbered ONE and the others will be numbered consecutively in the order of filing.

Note. The numbering should begin with a new series in June because the certificates of the June examination are dated July 1, and all fees received in June should be deposited July 1 following.

(b) *Renewals.*

Renewals should be numbered but not entered on the grade sheets.

(c) *County Supplemental Examination.*

A county supplemental examination should begin with the same number as the one held at the county seat, but the numbers assigned in such supplemental examination should be distinguished from those assigned in the examination at the county seat by adding "-B" to each number in the supplemental examination. Thus, if the first applicant in an October examination, for example, is given the number "56," the first applicant in a supplemental examination held in this county would be given the number "56-B."

Note. USE CARE. Care should be exercised both by the applicant and by the conductor to see that "-B" is added to each number used in a county supplemental examination.

3. DISTRIBUTING QUESTIONS.

Promptly at the time set in the program for the beginning of the examination, the conductor should announce the subjects of the examination for the half day and thereupon open the proper package of questions.

4. THE GRADE SHEET.

The County Superintendent shall fill out the grade sheet in duplicate, showing on each copy (1) name, (2) address, (3) age, (4) examination number, (5) record of teaching experience of each applicant, together with the grades in (1) general fitness, (2) didactics, (3) oral reading, and (4) the highest grade in each subject to which the applicant is entitled from previous examinations. ALL grades that are brought forward from previous examinations must be entered in the lower or starred line of the grade sheets. In bringing forward a grade in reading, earned at a previous examination, only the average should be brought forward, and it should be entered in the lower space of the column headed "Reading average." The County Superintendent cannot be too careful in making these entries.

Note 1. DIDACTICS. The County Superintendent will enter the new grade in didactics in the upper space.

Note 2. ORAL READING. The County Superintendent will enter the new grade in oral reading in the upper space.

Note 3. INSPECT ANSWER PAPERS. The conductor of any examination should inspect the answer papers to see that no sheet has been omitted and that each sheet bears (1) the applicant's number, and (2) the name of the county.

Note 4. Before sealing the answer papers and sending the grade sheets to the Department of Public Instruction, it is recommended that the County Superintendent indicate the branches in which each applicant wrote, by placing in pencil, a small check mark in the proper lower or starred space on one of the grade sheets.

5. GENERAL FITNESS.

The mark in general fitness is important. This grade when once entered by the County Superintendent, and filed in the office of the Superintendent of Public Instruction, should not be changed, except in cases of additional evidence.

A certificate will not be issued if the grade in general fitness is lower than the minimum grade allowed for that particular grade of certificate. Provisional certificates will not be issued to applicants having a grade in general fitness below 60 per cent.

6. CHANGING GRADES.

The Educational Board of Examiners makes the following recommendation in the matter of grades in oral reading and didactics. These grades should not be entered on the grade sheet until the County Superintendent, or Conductor, is satisfied no injustice has been done. No little inconvenience has been caused by the changing of grades in these subjects after the grade sheets have been filed. Such a course will assist in preventing errors and in simplifying the work of certificating teachers.

7. FORWARDING ANSWER PAPERS, PRELIMINARIES, AND GRADE SHEETS.

(a) *Answer Papers and Preliminaries.*

Immediately after the close of the examination, the preliminary blanks and the answer papers in each subject, except didactics, should be arranged in consecutive order and sealed separately in heavy envelopes prepared for that purpose. Each envelope should bear the name of the county, the subject, and the number of answer papers or preliminaries it contains, and should then be forwarded to the Superintendent of Public Instruction by prepaid express.

(b) *Grade Sheets.*

After grade sheets have been filled out as required elsewhere in this circular, the County Superintendent shall forward both copies to the Superintendent of Public Instruction by mail at the earliest possible opportunity after the close of the examination. Promptness and accuracy in filling out the grade sheets will greatly facilitate an early report on the examination.

Too much stress cannot be placed upon the importance of making up a complete grade sheet as this will hasten returns and prevent many errors. No grade should be omitted where it is possible to secure the same before the grade sheets are filed.

The law specifically provides that the County Superintendent should have sufficient assistance at the time of an examination to enable him to conduct the examination properly and prepare all papers to be sent to Des Moines promptly.

8. GRADING ANSWER PAPERS.

The readers, previously appointed by the Educational Board of Examiners, will assemble at the office of the Superintendent of Public Instruction following any regular examination and proceed to grade the answer papers under the supervision of the President of the Educational Board of Examiners.

9. DEPOSITING EXAMINATION FEES.

The County Superintendent should deposit examination fees (one-half with the state treasurer and one-half with the county treasurer) on the first day of the month following the examination at which such fees were received.

Note. The County Superintendent should hold fees for county certificates by complete renewal and on credentials from other states until the cases are decided.

10. RECORD OF PROFESSIONAL STUDY.

The County Superintendents in several counties have adopted some method of keeping a permanent record of the professional reading of the teachers in their counties. This plan should be carried out in every county in justice to the teachers who will need to furnish this information when seeking renewal and life validation of certificates.

11. BLANK FORMS.

County Superintendents will supply themselves with all blanks that have to do with provisionals or the renewal of uniform county certificates; but the blanks required for life validation will be supplied by the Department of Public Instruction.

For convenience in filing and to insure accuracy in checking over credential papers, it is very essential that all renewal blanks be uniform. In order to secure this uniformity, County Superintendents will be supplied with samples of all blanks required for provisionals and renewals, and they are asked to use no blanks that do not conform in size and subject matter to these samples. The size of all blanks should be 8½x11 inches.

PART TWO.

SUPPLEMENTAL EXAMINATIONS.

12. APPOINTMENT.

(a) *County Supplemental Examination.*

When the request of a County Superintendent for a supplemental examination within his county is filed with the President of the Board of Examiners, at least 20 days prior to the first day of any regular examination, such supplemental examination may be appointed at such place as may be designated in the request.

Note 1. WHEN AUTHORIZED. It is only in exceptional cases and where a large number of applicants will be accommodated that a supplemental examination wil be authorized. The request for such examination shall state the probable number of applicants that will be accommodated thereby.

Note 2. See (c) regulation 2.

(b) *College or Normal School Supplemental Examination.*

When the president of a normal school or a college certifies that 20 or more students in his school will write for a certificate at the time of any regular examination, and requests a supplemental examination for

them, the President of the Educational Board of Examiners may appoint an examination and a conductor therefor. Such examination shall be conducted under the rules for regular examinations.

13. FORWARDING PAPERS.

(a) *County Supplemental Examination.*

At the close of the county supplemental examination, the conductor should forward to the County Superintendent all answer papers, preliminary papers, and the grade sheets on which he has entered the name, address, age, examination number, and the oral reading grade given by him to those who wrote the examination in reading. (See note 2, regulation 4.)

The papers should be forwarded and the grade sheets completed by the County Superintendent as provided in regulations 7 and 4.

(b) *College or Normal School Supplemental Examination.*

At the close of the examination in didactics, the conductor of the supplemental examination held in an educational institution, shall forward the answer papers in this subject to the County Superintendent of the county of the applicant's residence. As soon as the entire examination is completed, he shall collect the answer papers for each county, arrange the papers in each subject consecutively according to numbers, and seal them separately in heavy envelopes prepared for that purpose. Each envelope should bear the name of the county of the applicant's residence, the subject and the number of answer papers it contains. All envelopes should then be bound in a package and forwarded to the Superintendent of Public Instruction by prepaid express.

The conductor shall also prepare one copy of a grade sheet on which the counties shall be arranged in alphabetical order and under each county shall be placed the name and examination number of each applicant from that county, the names of the applicants being arranged in the order of numbering. It is important that this grade sheet be mailed promptly to the Department of Public Instruction.

14. ADMISSION OF APPLICANTS TO COLLEGE OR NORMAL SUPPLEMENTAL EXAMINATION.

An applicant attending an educational institution, who may desire to write at the supplemental examination held in that institution, should fill out a preliminary blank and send it, together with the examination fee of one dollar and a request for admission to such examination, to the County Superintendent of the county of his residence. The County Superintendent may then assign the applicant a number and give him a certificate of admission to said examination.

If the County Superintendent is of the opinion that an applicant should not be admitted to such examination, he should so notify the applicant and return the fee.

PART THREE.

PROVISIONAL CERTIFICATES.

15. WHEN ISSUED.

When additional teachers are necessary to supply the schools of any county, the County Superintendent may, on request, obtain provisional certificates from the Educational Board of Examiners under the conditions herein enumerated.

(a) *On Special Examinations.*

The Educational Board of Examiners will, upon the request of a County Superintendent, appoint a special examination which shall be conducted in all respects as is a regular examination, but not more than one special examination should be requested in any one month, and none during the month of a regular examination.

Grades earned in a special examination can be placed on a provisional certificate only, and under no circumstances whatever can they be entered upon a regular uniform county certificate.

(b) *On Regular Examinations.*

A provisional certificate based upon a preceding regular examination taken in any county of the state may, on request of the County Superintendent, be issued to an applicant whose grades are below the requirements for a third grade uniform county certificate, provided such grades are sufficient to meet the average and minimum requirements for a provisional certificate.

A provisional certificate will not be issued on an examination taken prior to the last preceding regular June examination.

(c) *On Expired Certificates.*

Teachers whose uniform county certificates of the first or second grade have been allowed to lapse beyond the time limit of renewal, may be granted provisional certificates bearing the grades of their expired certificates when such provisional certificates are requested by the County Superintendent.

If the holder of an expired first or second grade certificate shall within one year of its expiration secure a provisional certificate and shall teach at least six months during the life of such provisional certificate, his renewal rights will be restored upon application, provided such application is accompanied with statements from the County Superintendent certifying to his success, professional spirit, and professional study during the life of both the regular and the provisional certificate.

(d) *On Certificates from Other States.*

When a teacher of well established experience and efficiency from another state is chosen to a public school position in this state and must enter upon the duties of such position before the date of the next regular county examination, a provisional certificate will, upon the recommendation of the County Superintendent, be issued without examination, provided the person so recommended has within three years taught on a certificate of at least a second grade, or has such a certificate in force in another state. A certified statement of the date and grade of the certificate held, with the grades thereon and the time for which the certificate was issued, shall be filed with the application.

This provision shall also apply to graduates of standard colleges of other states, if such graduates cannot be granted an Iowa state certificate.

Application for a provisional certificate shall in such case be accompanied by a copy of the applicant's college record.

(e) *Scholastic Attainment.*

A provisional certificate may be issued upon the request of a County Superintendent to one who has completed at least one full year of scholastic training above that of an accredited four year high school course.

16. STANDINGS REQUIRED.

To be entitled to a provisional certificate, the applicant must have an average of 65 per cent, with no grade below 55 per cent, but, should the average grade be 70 per cent or more, the County Superintendent may request a provisional certificate even though the minimum grade is less than 55 per cent.

17. REQUESTS, PRELIMINARIES, STATEMENTS AND FEES.

(a) When a County Superintendent desires a provisional certificate based upon a previous regular examination in his own county, he should file a request in proper form with the Educational Board of Examiners, but no preliminary statement nor fee will be required.

(b) When a provisional certificate is requested upon the basis of an examination in another county, a fee of one dollar should be paid by the applicant, and a preliminary statement should be sent with the request for the provisional certificate.

(c) Requests for provisional certificates for applicants from other states should be accompanied by preliminary statements, and certified statements concerning certificate held as already stated. A fee of one dollar is also required.

(d) When the basis for a request for a provisional certificate is that of higher scholastic training, the applicant should pay a fee of one dollar and file with the County Superintendent a preliminary statement and a copy of his record in the higher school which he has attended.

18. LIFE OF PROVISIONAL CERTIFICATES.

Under the uniform county certificate law, provisional certificates were granted for the same time and were subject to the same extension as third grade certificates, each being issued for six months, and subject to extension at the discretion of the County Superintendent to July 1 following date of issue.

Under the law, as amended and in force July 4, 1911, the life of a third grade certificate has been extended to one year with the privilege of one renewal for one year; but County Superintendents no longer have power to extend it. By this amendment a provisional certificate becomes valid for one year, but such certificate cannot be extended by the County Superintendent, nor renewed by the Educational Board of Examiners.

19. SUGGESTIONS TO COUNTY SUPERINTENDENTS.

The responsibility for holding special examinations and for granting provisional certificates rests largely with the County Superintendent; and, since provisional certificates may now be issued for one year, even greater care than heretofore should be exercised in granting license to teach by such methods.

No certificate except a provisional can be issued upon a special county examination. For this reason applicants for certificates should be fully informed as to the importance of taking the regular examination, and clearly shown that no first, second, third, or special certificate can be issued on such special examination.

Uniform county certificates only are to be understood when expired Iowa certificates are offered as a basis for provisionals under these rules.

PART II

STATISTICS

16. STANDINGS REQUIRED.

To be entitled to a provisional certificate, the applicant must have an average of 65 per cent, with no grade below 55 per cent, but, should the average grade be 70 per cent or more, the County Superintendent may request a provisional certificate even though the minimum grade is less than 55 per cent.

17. REQUESTS, PRELIMINARIES, STATEMENTS AND FEES.

(a) When a County Superintendent desires a provisional certificate based upon a previous regular examination in his own county, he should file a request in proper form with the Educational Board of Examiners, but no preliminary statement nor fee will be required.

(b) When a provisional certificate is requested upon the basis of an examination in another county, a fee of one dollar should be paid by the applicant, and a preliminary statement should be sent with the request for the provisional certificate.

(c) Requests for provisional certificates for applicants from other states should be accompanied by preliminary statements, and certified statements concerning certificate held as already stated. A fee of one dollar is also required.

(d) When the basis for a request for a provisional certificate is that of higher scholastic training, the applicant should pay a fee of one dollar and file with the County Superintendent a preliminary statement and a copy of his record in the higher school which he has attended.

18. LIFE OF PROVISIONAL CERTIFICATES.

Under the uniform county certificate law, provisional certificates were granted for the same time and were subject to the same extension as third grade certificates, each being issued for six months, and subject to extension at the discretion of the County Superintendent to July 1 following date of issue.

Under the law, as amended and in force July 4, 1911, the life of a third grade certificate has been extended to one year with the privilege of one renewal for one year; but County Superintendents no longer have power to extend it. By this amendment a provisional certificate becomes valid for one year, but such certificate cannot be extended by the County Superintendent, nor renewed by the Educational Board of Examiners.

19. SUGGESTIONS TO COUNTY SUPERINTENDENTS.

The responsibility for holding special examinations and for granting provisional certificates rests largely with the County Superintendent; and, since provisional certificates may now be issued for one year, even greater care than heretofore should be exercised in granting license to teach by such methods.

No certificate except a provisional can be issued upon a special county examination. For this reason applicants for certificates should be fully informed as to the importance of taking the regular examination, and clearly shown that no first, second, third, or special certificate can be issued on such special examination.

Uniform county certificates only are to be understood when expired Iowa certificates are offered as a basis for provisionals under these rules.

PART II

STATISTICS

Educational Board of Examiners

1. Summary of State Certificates Issued
2. List of Names of Persons Receiving Certificates

1910-1911

STATISTICS, 1910-1911

SUMMARY OF STATE LICENSES ISSUED

July 1, 1910, to June 30, 1911.

Kind of License	Number of Applicants			Diplomas and Certificates Issued			Number of failures
	Male	Female	Total	Male	Female	Total	
State Diplomas	4	------	4	2	------	2	2
State certificates issued upon examination	98	184	282	79	151	230	52
State certificates issued upon college or normal school graduation	130	457	587	130	457	587	------
State certificates issued upon state certificates of other states	10	11	21	10	11	21	------
Special state certificates issued upon examination	6	39	45	4	7	11	34
Special state certificates issued upon graduation	3	60	63	3	60	63	------
Primary state certificates issued upon examination	------	187	187	------	154	154	33
Primary state certificates issued upon graduation	------	61	61	------	61	61	------
Preliminary two-year state certificates issued upon college or normal school graduation	20	84	104	20	84	104	------
Preliminary two-year state certificates issued upon state certificates of other states	22	31	53	22	31	53	------
Two-year state certificates issued upon examination	1	8	9	1	8	9	------
Total	294	1,122	1,416	271	1,024	1,295	121

LIST OF PERSONS RECEIVING STATE LICENSES

July 1, 1910-June 30, 1911.

Explanation—In the following table, "L" stands for Life, "N" stands for Normal Course and "R" for Renewal.

Name	Date Issued	Kind	Term Yrs.	Basis of Issue
Abram, Walter O	Aug. 1, 1910	Manual Tr.	5	I. S. T. C.
Adair, Calvin B	Sept. 5, 1910	Second Gr.	5	Exam. (R)
Adams, Ella	Aug. 1, 1910	Primary	5	Exam.
Agnew, Esther	Sept. 14, 1910	First Gr.	5	Lenox
Akin, Eva V	July 1, 1910	Primary	5	I. S. T. C.
Allen, Grace Anna	Aug. 10, 1910	Two-year	2	Minn. Certif.
Allison, June Ella	Nov. 21, 1910	Kindergarten	5	I. S. T. C.
Alspaugh, Andrie Arlie	Aug. 1, 1910	First Gr.	5	S. U. I.
Altfillisch, Augusta	July 1, 1910	Second Gr.	5	I. S. T. C.
Ames, Charles Garfield	July 1, 1910	First Gr.	5	I. S. T. C.
Anders, Myrtie E	Aug. 15, 1910	Second Gr.	5	Exam. (R)
Anderson, Anne Marie K	Jan. 31, 1911	First Gr.	5	S. U. I.
Anderson, Chloe Irene	Aug. 1, 1910	First Gr.	5	Tabor
Anderson, Helvig Victoria	Aug. 1, 1910	First Gr.	5	Grinnell
Anderson, Homer W	Dec. 1, 1910	First Gr.	5	Highland Park
Anderson, LeRoy	Oct. 18, 1910	Second Gr.	5	Exam. (R)
Anderson, Lynn S	Aug. 1, 1910	Second Gr.	5	Exam. (R)

LIST OF PERSONS RECEIVING STATE LICENSES—Continued.

Name	Date Issued	Kind	Term Yrs.	Basis of Issue
Anderson, Minnie C	July 1, 1910	Second Gr	5	I. S. T. C.
Anderson, Thomas Love	Aug. 1, 1910	Commercial	5	Exam.
Andre, Edna	Sept. 27, 1910	First Gr	5	I. S. C.
Andrews, Maud Frances	Aug. 1, 1910	First Gr	5	Grinnell
Andrews, William Robert	Aug. 1, 1910	Diploma	L	Exam.
Appleby, Erma Myrtle	Sept. 1, 1910	First Gr	5	Grinnell
Arbour, Belle	July 1, 1910	First Gr	5	Michigan Certif.
Arent, Emma	Sept. 14, 1910	First Gr	5	I. S. T. C.
Armstrong, Alice	Sept. 21, 1910	First Gr	5	I. S. C.
Armstrong, Edwin T	Aug. 1, 1910	Second Gr	5	Michigan Certif.
Armstrong, Pearl	Aug. 20, 1910	Two-year	2	Drake (N)
Ash, Ethel Brown	Sept. 10, 1910	First Gr	5	Drake
Atchley, John W	Nov. 19, 1910	First Gr	5	I. S. T. C.
Auby, Lottie	Aug. 1, 1910	Primary	5	Exam.
Austin, Grace Ida	July 1, 1910	Primary	5	Exam.
Aylwood, Veva	July 1, 1910	Second Gr	5	Exam. (R)
Bagley, Alta B	Aug. 1, 1910	Second Gr	5	Nebraska Certif.
Bailey, Emily M	Aug. 1, 1910	First Gr	5	I. S. T. C.
Baird, Alice A	July 1, 1910	Kindergarten	5	Exam.
Baker, Alice Helen	Oct. 4, 1910	Two-year	2	Missouri Certif.
Baker, Eva M	Nov. 21, 1910	Second Gr	5	Exam. (R)
Baker, Katherine Alice	Aug. 1, 1910	First Gr	5	S. U. I.
Baker, Minnie Hindman	Aug. 15, 1910	Primary	5	Exam. (R)
Baker, William Raymond	July 1, 1910	First Gr	5	Michigan Certif.
Ball, Mary Margaret	Sept. 10, 1910	First Gr	5	S. U. I.
Ballard, Ethel R	Aug. 20, 1910	Two-year	2	Drake (N)
Ballard, Willis W	Aug. 20, 1910	Two-year	2	Highland Park (N)
Bangs, Cecil W	Aug. 1, 1910	Second Gr	5	Exam. (R)
Barbour, Zilpah Case	Aug. 15, 1910	First Gr	5	Tabor
Barnes, Jessie J	Nov. 21, 1910	Primary	5	I. S. T. C.
Barnum, Marion M	Aug. 1, 1910	Second Gr	5	Exam.
Barr, Ethel A	Aug. 1, 1910	Second Gr	5	I. S. T. C.
Barrett, Clara M	Aug. 1, 1910	Primary	5	Exam.
Bartels, Selma	Nov. 21, 1910	Kindergarten	5	I. S. T. C.
Bartram, Ila	Aug. 15, 1910	Primary	5	Exam. (R)
Bassett, Basil Blaine	July 1, 1910	Second Gr	5	Exam.
Bassett, Basil Blaine	Aug. 1, 1910	First Gr	5	Exam.
Bateson, Donald Mack	July 1, 1910	First Gr	5	S. U. I.
Batman, Anna C	Dec. 31, 1910	Second Gr	5	Exam. (R)
Batschelet, Olive	Feb. 28, 1911	Two-year	2	Drake (N)
Batten, Sadie	July 1, 1910	Primary	5	Exam. (R)
Batty, Martha Elizabeth	July 1, 1910	Physical Tr	5	I. S. T. C.
Bauerman, Lena	July 27, 1910	Two-year	2	Wisconsin Certif.
Baumeister, Margaret G	Aug. 20, 1910	First Gr	5	Highland Park
Bauserman, Blanche	Aug. 20, 1910	Primary	5	Exam. (R)
Beadle, Addy Evelyn	Aug. 25, 1910	Second Gr	5	Drake (N)
Beadle, Jenna C. E	Aug. 1, 1910	First Gr	5	Cornell
Beck, Lillian Mae	Aug. 15, 1910	First Gr	5	Cornell
Beck, Susie Alliene	Aug. 29, 1910	First Gr	5	Coe
Becker, Mathilde	July 1, 1910	Second Gr	5	Exam. (R)
Bell, Willis James	Aug. 25, 1910	First Gr	5	I. S. T. C.
Belt, Laurence James	Aug. 26, 1910	First Gr	5	Morningside
Benbow, Margaret Helen	July 1, 1910	Domestic Sci	5	I. S. T. C.
Bender, Walter Daniel	July 1, 1910	First Gr	5	I. S. T. C.
Benner, Ruby Hazel	July 1, 1910	First Gr	5	S. U. I.
Bennett, Rosa B	Aug. 20, 1910	Two-year	2	Highland Park (N)
Benson, Florence Eleanor	Aug. 1, 1910	First Gr	5	Leander Clark
Benson, Mary K	July 1, 1910	First Gr	5	I. S. T. C.
Benson, Zetta	Aug. 1, 1910	First Gr	5	Grinnell
Bentley, Edward E	Aug. 1, 1910	Second Gr	5	Exam.
Berger, Edward Bowman	Aug. 20, 1910	Second Gr	5	Exam. (R)
Berger, Thomas G. P	Mar. 9, 1911	First Gr	5	I. S. T. C.
Berry, Annie F	July 1, 1910	First Gr	5	Penn
Betts, Edna	Aug. 1, 1910	First Gr	5	I. W. U.
Bevins, Jennie Alten	July 1, 1910	Primary	5	Exam. (R)
Billingsley, John Wm	July 1, 1910	First Gr	5	Simpson
Bingenheimer, Rose Mary	Aug. 20, 1910	Two-year	2	Drake (N)
Bingham, Harold Clyde	Aug. 1, 1910	First Gr	5	Ellsworth

LIST OF PERSONS RECEIVING STATE LICENSES—Continued.

Name	Date Issued	Kind	Term Yrs.	Basis of Issue
Bixler, Clyde	Dec. 31, 1910	Second Gr	5	Highland Park (N)
Blackstone, Helen A	Aug. 1, 1910	Primary	5	Exam. (R)
Blythe, Margaret Mary	July 1, 1910	First Gr	5	S. U. I.
Boardman, Charles Willis	Aug. 20, 1910	First Gr	5	Grinnell
Boatman, Leslye Martin	Mar. 9, 1911	Second Gr	5	I. S. T. C.
Bogart, Gertrude E	Aug. 23, 1910	Two-year	2	Cornell
Bogart, Nelle Stevens	Aug. 20, 1911	First Gr	5	Cornell
Boggs, Israel M	Aug. 1, 1910	First Gr	5	Exam. (R)
Boies, Grace Griffith	July 1, 1910	First Gr	5	Parsons
Bond, Mary E	Aug. 1, 1910	First Gr	5	I. S. T. C.
Bonfield, Nellie Cecelia	Aug. 25, 1910	First Gr	5	Parsons
Booher, Edith	July 1, 1910	First Gr	5	I. S. C.
Bosma, Carolyn	July 1, 1910	Primary	5	I. S. T. C.
Boston, Muriel Joy	Aug. 20, 1910	Two-year	2	Highland Park (N)
Boughton, Helen	Aug. 1, 1910	Music	5	Exam.
Bousquet, Bess	Aug. 15, 1910	First Gr	5	Grinnell
Bowles, Alice V	Aug. 1, 1910	First Gr	5	Penn
Bowne, Adrian G	July 1, 1910	First Gr	5	Michigan Certif.
Bradford, Bessie Helen	Aug. 1, 1910	Kindergarten	5	I. S. T. C.
Bradley, Vera Mae	Aug. 26, 1910	Primary	5	Exam. (R)
Bradshaw, Jessie Lee	July 1, 1910	Second Gr	5	Exam. (R)
Bradshaw, Sylvia Annetta	Aug. 1, 1910	First Gr	5	Ellsworth
Braduff, Alice C	Dec. 31, 1910	Primary	5	Exam. (R)
Brainard, Grace E	Aug. 20, 1910	Second Gr	5	Exam. (R)
Brand, Harriett Elisabeth	July 1, 1910	Primary	5	Exam. (R)
Brandenburg, George C	Sept. 15, 1910	First Gr	5	Drake
Brandon, Pearl Elizabeth	Jan. 4, 1911	Two-year	2	Drake (N)
Bray, Blanche Rosanne	Aug. 1, 1910	First Gr	5	Grinnell
Bray, Estella Florence	Aug. 15, 1910	First Gr	5	Grinnell
Brazelton, Eva	Sept. 5, 1910	First Gr	5	Lenox
Breitenstein, Ida Sala	May 20, 1911	Second Gr	5	Exam. (R)
Brewer, Zetta	July 1, 1910	Second Gr	5	Exam. (R)
Brhel, Vlasta S	Aug. 1, 1910	Second Gr	5	Exam. (R)
Brindley, William A	Sept. 10, 1910	Two-year	2	Wisconsin Certif.
Brinegar, George H	July 1, 1910	Second Gr	5	I. S. T. C.
Bristor, J. G	Sept. 7, 1910	Two-year	2	Pennsylvania Certif.
Brockett, Elva Rowena	Sept. 14, 1910	Two-year	2	Drake (N)
Brown, Alice M	Aug. 1, 1910	Primary	5	Exam.
Brown, Anna Ruth	Aug. 20, 1910	Primary	5	Exam. (R)
Brown, Carrie	Aug. 20, 1910	First Gr	5	Morningside
Brown, Genevieve Gladays	Sept. 20, 1910	First Gr	5	Cornell
Brown, George Aretus	Aug. 1, 1910	First Gr	5	Tabor
Brown, Helen Elizabeth	Aug. 15, 1910	First Gr	5	U. I. U.
Brown, Laura	Aug. 1, 1910	First Gr	5	S. U. I.
Brown, Lillie Leece	Oct. 10, 1910	First Gr	5	Coe
Brown, Maud A	Nov. 22, 1910	First Gr	5	S. U. I.
Brown, May A	Aug. 1, 1910	Second Gr	5	Exam. (R)
Brownell, Alice Maude	Aug. 1, 1910	First Gr	5	Coe
Browning, Gertrude Lucile	Aug. 15, 1910	First Gr	5	Cornell
Bruce, Clara	July 1, 1910	Primary	5	I. S. T. C.
Bruff, Anna M	Jan. 4, 1911	First Gr	5	Penn
Bruff, Beulah S	Dec. 31, 1910	First Gr	5	Penn
Bryant, Gertrude	Aug. 20, 1910	Two-year	2	U. I. U. (N)
Buchanan, Bessie B	July 1, 1910	Second Gr	5	Exam. (R)
Buckingham, Georgia Emma	Dec. 1, 1910	Second Gr	5	Highland Park (N)
Buckles, George R	Sept. 19, 1910	Second Gr	5	Exam. (R)
Buckner, Nell M	Mar. 13, 1911	First Gr	5	S. U. I.
Buechele, June M	July 1, 1910	Second Gr	5	I. S. T. C.
Burke, Clara	Aug. 1, 1910	Two-year	2	Wisconsin Certif.
Burmeister, Nellie	July 1, 1910	Second Gr	5	I. S. T. C.
Burr, Goldie Marie	Sept. 16, 1910	First Gr	5	Drake
Butler, James Roy	Nov. 1, 1910	Second Gr	5	Exam.
Butler, William A	Aug. 1, 1910	Second Gr	5	Exam.
Butterfield, Nellie G	Aug. 15, 1910	First Gr	5	Coe
Byam, Clara M	Aug. 1, 1910	Two-year	2	Lenox
Caffrey, Rae	Sept. 14, 1910	Second Gr	5	Drake (N)
Caldwell, Mary Pickett	July 1, 1910	Kindergarten	5	I. S. T. C.
Camp, Frances Mary	Aug. 12, 1910	First Gr	5	U. I. U.

LIST OF PERSONS RECEIVING STATE LICENSES—Continued.

Name	Date Issued	Kind	Term Yrs.	Basis of Issue
Campbell, Elizabeth G	July 1, 1910	Primary	5	I. S. T. C.
Campbell, Grace Harriett	Aug. 1, 1910	First Gr	5	Ellsworth
Campbell, Grace M	July 1, 1910	Kindergarten	5	I. S. T. C.
Campbell, Mary Isabelle	Aug. 1, 1910	First Gr	5	Ellsworth
Canty, Eleanor Audrey	July 1, 1910	Primary	5	Exam. (R)
Canty, Lois Christine	July 1, 1910	First Gr	5	S. U. I.
Carl, Elizabeth R	July 1, 1910	Primary	5	Exam. (R)
Carlson, Florence A	Aug. 1, 1910	Second Gr	5	I. S. T. C.
Carney, Agnes Estelle	July 1, 1910	First Gr	5	S. U. I.
Carpenter, Ethel Fairlamb	Sept. 1, 1910	First Gr	5	Exam. (R)
Carrick, Carrie E	Oct. 24, 1910	Second Gr	5	Exam. (R)
Caswell, Florence Geneva	Mar. 1, 1911	Primary	5	I. S. T. C.
Cavana, Alvin J	Sept. 7, 1910	First Gr	5	Exam. (R)
Chamberlain, Daisy E	Aug. 15, 1910	First Gr	5	Morningside
Chamberlin, Addison W	Mar. 6, 1911	First Gr	5	Wisconsin Certif.
Chamberlin, Cora A	Aug. 20, 1910	Primary	5	Exam. R.
Chambers, Catharyne Clara	July 1, 1910	First Gr	5	S. U. I.
Chambers, Jessie May	Aug. 15, 1910	First Gr	5	Coe
Chandler, Forrest Howard	April 3, 1911	First Gr	5	Morningside
Chapman, Bessie Louisa	May 4, 1911	Two-year	2	Missouri Certif.
Chapman, Lindley Ray	Dec. 5, 1910	First Gr	5	Morningside
Charlton, Aruba B	July 1, 1910	Primary	5	I. S. T. C.
Chase, Bess Josephine	Sept. 14, 1910	First Gr	5	I. S. T. C.
Chase, Bessie A	July 1, 1910	Kindergarten	5	I. S. T. C.
Chase, Grace Elina	Aug. 15, 1910	First Gr	5	Morningside
Christian, Margaret	Aug. 15, 1910	First Gr	5	Grinnell
Church, Frances	Oct. 12, 1910	First Gr	5	S. U. I.
Churchill, Florence I. M	July 1, 1910	First Gr	5	S. U. I.
Clark, Chester F	Aug. 1, 1910	Second Gr	5	Exam.
Clark, Edna Oakford	Aug. 20, 1910	Two-year	2	Drake (N)
Clark, Eleanor	Aug. 1, 1910	First Gr	5	Grinnell
Clark, Gladys R	July 1, 1910	Second Gr	5	I. S. T. C.
Clark, Grace Winifred	Aug. 1, 1910	First Gr	5	Tabor
Clark, Margaret Blanche	July 1, 1910	First Gr	5	Coe
Clark, Ruth	July 1, 1910	Primary	5	Exam. (R)
Clark, Sarah Leura	Aug. 1, 1910	First Gr	5	I. S. C.
Clarke, Alice Elizabeth	July 1, 1910	First Gr	5	S. U. I.
Clarke, Harriett Ella	Aug. 20, 1910	Primary	5	Exam. (R)
Clary, Alice Burton	Sept. 8, 1910	First Gr	5	Cornell
Clayton, Pearl O	Nov. 21, 1910	First Gr	5	I. S. T. C.
Clendenon, Hanna E	July 1, 1910	Second Gr	5	Exam. (R)
Clouse, Mae	Aug. 1, 1910	Second Gr	5	I. S. T. C.
Clump, Ina Marie	Aug. 15, 1910	Primary	5	Exam. (R)
Coburn, Emma Janet	Aug. 1, 1910	First Gr	5	Coe
Coddington, Sherman M	July 1, 1910	Second Gr	5	Exam. (R)
Cohagan, S. A	July 1, 1910	First Gr	5	I. S. T. C.
Colburn, Laura E	Jan. 26, 1911	Primary	5	Exam. (R)
Cole, Nellie Mabel	July 1, 1910	Second Gr	5	Exam. (R)
Coleman, Jessie Hester	July 1, 1910	First Gr	5	Penn
Combs, Anthony Roy	Aug. 20, 1910	Two-year	2	Highland Park (N)
Condiff, Lettie May	Aug. 15, 1910	First Gr	5	Central
Condrau, Margaret E	Aug. 20, 1910	Primary	5	Exam. (R)
Conger, Mary Carol	July 1, 1910	First Gr	5	I. S. C.
Conner, May	Aug. 20, 1910	Two-year	2	Highland Park (N)
Conway, Loretta	Mar. 9, 1911	Second Gr	5	I. S. T. C.
Cook, Claire S	Feb. 4, 1911	Primary	5	Exam. (R)
Cook, Jennie Frances	Aug. 19, 1910	First Gr	5	Cornell
Cool, Grace Sarah	Aug. 1, 1910	Second Gr	5	I. S. T. C.
Cool, Grace Sarah	Feb. 1, 1911	Second Gr	5	Exam.
Cooper, Edith M	Aug. 1, 1910	Primary	5	Exam. (R)
Cooper, Hugh	Sept. 30, 1910	First Gr	5	Drake
Corbett, Mary Magdalene	Aug. 19, 1910	First Gr	5	S. U. I.
Cornell, Effie	Aug. 15, 1910	Primary	5	Exam. (R)
Cornell, Raymond J	Aug. 1, 1910	Second Gr	5	Exam.
Cornwall, Barbara Marsh	Oct. 28, 1910	First Gr	5	S. U. I.
Coughtry, Katharine G	Dec. 1, 1910	Primary	5	Exam. (R)
Coughtry, Mary Helen	Dec. 1, 1910	Primary	5	Exam. (R)
Counsell, Stella S	Dec. 1, 1910	Second Gr	5	Exam. (R)

LIST OF PERSONS RECEIVING STATE LICENSES—Continued.

Name	Date Issued		Term Yrs.	Basis of Issue
Countryman, George C	Dec. 31, 1910	First Gr	5	Exam. (R)
Cowan, Paul D	July 1, 1910	Second Gr	5	I. S. T. C.
Cowen, Charles Edward	Aug. 15, 1910	First Gr	5	Drake
Cowie, Alice M	Mar. 9, 1911	Second Gr	5	Exam. (R)
Cox, Ethel C	Feb. 28, 1911	Two-year	2	Drake (N)
Cox, Helen Myrna	Aug. 15, 1910	First Gr	5	Grinnell
Coy, Ramona Ortegena	Aug. 31, 1910	First Gr	5	Tabor
Craft, Helen M	July 1, 1910	Primary	5	I. S. T. C.
Cranny, Timothy T	Aug. 1, 1910	Second Gr	5	I. S. T. C.
Craven, Avery O	July 1, 1910	First Gr	5	Simpson
Crawford, Bartholew V	Aug. 31, 1910	First Gr	5	Cornell
Crawford, Edith Glasson	Sept. 3, 1910	Primary	5	Exam. (R)
Crawford, Harry A	July 1, 1910	Second Gr	5	Exam. (R)
Crawford, Ida Louise	Sept. 22, 1910	Two-year	2	Drake (N)
Crawford, Julia	Oct. 4, 1910	First Gr	5	Coe
Crawford, Myrtle E	July 1, 1910	Primary	5	I. S. T. C.
Crawford, Nan Ellen	Aug. 20, 1910	Primary	5	Exam. (R)
Cresap, Katherine Hall	Aug. 15, 1910	First Gr	5	Coe
Crickett, Floy Lorene	Aug. 1, 1910	First Gr	5	Exam. (R)
Crisman, Gladys	Nov. 21, 1910	First Gr	5	I. S. T. C.
Crook, Orpha E	July 1, 1910	Primary	5	Exam. (R)
Cross, Emma L	July 1, 1910	First Gr	5	I. S. T. C.
Crow, Rose A	Dec. 31, 1910	First Gr	5	Exam. (R)
Crowder, Cora	Aug. 15, 1910	First Gr	5	Cornell
Cunningham, Anna E	Aug. 1, 1910	First Gr	5	Exam. (R)
Curley, Grace E	July 1, 1910	Primary	5	I. S. T. C.
Currell, Lewis	July 1, 1910	Second Gr	5	Exam. (R)
Currier, Adeline	July 1, 1910	Primary	5	Exam. (R)
Curtis, Edith	Aug. 20, 1910	First Gr	5	Leander Clark
Curtis, Edith H	July 1, 1910	First Gr	5	I. S. T. C.
Curtis, Emma C	Aug. 1, 1910	Primary	5	Exam. (R)
Curtis, Ethel Estelle	Dec. 31, 1910	First Gr	5	Tabor
Curtis, James Hubert	Sept. 2, 1910	Two-year	2	Highland Park (N)
Curtis, Lewis D., Jr	July 1, 1910	First Gr	5	I. S. T. C.
Curtis, Mabel	Aug. 1, 1910	First Gr	5	Leander Clark
Custer, Jessie Benton	Aug. 25, 1910	Second Gr	5	Drake (N)
Cutler, Paul	July 1, 1910	Second Gr	5	I. S. T. C.
Dale, Lillian	July 1, 1910	Second Gr	5	Exam. (R)
Daley, Mazie	July 1, 1910	Second Gr	5	I. S. T. C.
Dance, Arlynn Millie	July 1, 1910	Second Gr	5	Exam. (R)
Daniel, Alice Janet	Aug. 31, 1910	First Gr	5	Cornell
Darnall, Pearl	Aug. 1, 1910	Music	5	Exam.
Darnall, Trissa Marie	Aug. 1, 1910	First Gr	5	Coe
Darnon, Marion Lilian	July 1, 1910	Music	5	I. S. T. C.
Davidson, Emma Louise	July 1, 1910	Primary	5	Exam. (R)
Davies, Alice Raines	Aug. 1, 1910	Primary	5	Exam. (R)
Davis, M. Maud	July 1, 1910	Primary	5	Exam. (R)
DeCook, Cornelia Marie	Aug. 15, 1910	First Gr	5	Central
Dege, Marie	Aug. 20, 1910	Second Gr	5	Exam. (R)
Delmege, Mary	Feb. 21, 1911	Second Gr	5	Exam. (R)
Deming, Fred	Aug. 29, 1910	First Gr	5	Drake
Denman, Mary Jane	Aug. 20, 1910	Two-year	2	Drake
Dennis, Celia Pearl	Aug. 20, 1910	Primary	5	Highland Park (N)
Deremer, Anna May	Sept. 20, 1910	First Gr	5	Cornell
Detwiler, Edna	July 1, 1910	Primary	5	Exam. (R)
Devens, Inez Grace	July 1, 1910	Drawing	5	I. S. T. C.
Dick, Robert L	July 1, 1910	First Gr	5	I. S. T. C.
Diehl, Lida Anne	July 1, 1910	Drawing	5	I. S. T. C.
Dillon, Dot	Aug. 20, 1910	Primary	5	Exam. (R)
Donahoe, Anastasia C	Nov. 15, 1910	Two-year	2	Drake (N)
Donnelly, Anna	Aug. 20, 1910	First Gr	5	Parsons
Donnelly, Lela Elizabeth	July 1, 1910	First Gr	5	S. U. I.
Dooley, Lester Wells	Aug. 1, 1910	First Gr	5	U. I. U.
Doolittle, Jesse William	Aug. 15, 1910	First Gr	5	Morningside
Doughty, Abby Edna	July 1, 1910	Second Gr	5	I. S. T. C.
Douglass, Edna M	Aug. 20, 1910	Two-year	2	Highland Park (N)
Downey, James M	Aug. 20, 1910	Two-year	2	Highland Park (N)
Downs, Elvira Faith	July 1, 1910	Second Gr	5	I. S. T. C.

LIST OF PERSONS RECEIVING STATE LICENSES—Continued.

Name	Date Issued	Kind	Term Yrs.	Basis of Issue
Drake, Florence I.	Aug. 15, 1910	Primary	5	Exam. (R)
Drake, Hattie E.	July 1, 1910	First Gr.	5	Exam. (R)
Draper, Muriel	July 1, 1910	Music	5	I. S. T. C.
Drinkle, Barbara Mary	Mar. 9, 1911	Kindergarten	5	I. S. T. C.
Dryden, Ethel May	July 1, 1910	First Gr.	5	I. S. T. C.
Duboc Jessie L.	July 1, 1910	Two-year	2	Des Moines
Duboc, Jessie L.	April 10, 1911	First Gr.	5	Des Moines
Duguid, Alma Mary	Sept. 22, 1910	Two-year	2	Michigan Certif.
Duns, Matilda Alberta	Aug. 1, 1910	Second Gr.	5	Exam. (R)
Durkee, Austa	Feb. 1, 1910	Primary	5	Exam.
Dynes, John J.	Aug. 20, 1910	Two-year	2	Highland Park (N)
Eakins, Clemens Franklin	Aug. 25, 1910	Second Gr.	5	Exam. (R)
Earhart, Franc Corilla	Aug. 1, 1910	First Gr.	5	Lenox
Earhart, Maud A.	Mar. 14, 1911	First Gr.	5	Lenox
Earl, Alma Deline	Aug. 20, 1910	Two-year	2	Drake (N)
Earle, Minnie	Aug. 15, 1910	First Gr.	5	U. I. U.
Eaton, George D.	Aug. 1, 1910	First Gr.	5	I. S. T. C.
Eberhardt, Fannie D.	Aug. 1, 1910	Second Gr.	5	Exam.
Eckenrod, J. A.	Aug. 20, 1910	Second Gr.	5	Exam. (R)
Eckert, Hattie Marie	July 1, 1910	Primary	5	I. S. T. C.
Edeleu, Mary E.	Aug. 15, 1910	Primary	5	Exam. (R)
Edwards, Helen Catherine	Aug. 15, 1910	First Gr.	5	Cornell
Egloff, Edith Eglantine	Aug. 20, 1910	First Gr.	5	Coe
Eighme, Emma C.	July 1, 1910	Second Gr.	5	I. S. T. C.
Ellis, Warren A. G.	Nov. 15, 1910	First Gr.	5	Penn
Ellstrom, Alice Marie	Feb. 13, 1911	Two-year	2	Michigan Certif.
Ellyson, Hilda Votaw	July 1, 1910	First Gr.	5	S. U. I.
Engel, Edward J.	Sept. 1. 1910	First Gr.	5	Minnesota Certif.
Engstrom, Anna Louise	Aug. 1, 1910	First Gr.	5	Coe
Engstrom, Bessie Fay	Aug. 15, 1910	First Gr.	5	Cornell
Enoch, Clara Bertha	July 1, 1910	First Gr.	5	S. U. I.
Ensign, Elsie Belle	April 13, 1911	First Gr.	5	Coe
Estabrook, Ethel M.	July 1, 1910	First Gr.	5	Exam. (R)
Estle, Margaret	Aug. 1, 1910	First Gr.	5	Des Moines
Evans, Albert Crum	Aug. 20, 1910	Two-year	2	Highland Park (N)
Evans, Ethelyn Ray	Feb. 1, 1911	Primary	5	Exam. (R)
Evans, Florence M.	Aug. 29, 1910	Two-year	2	Highland Park (N)
Evans, Minnie Jane	Feb. 1, 1911	Second Gr.	5	Exam. (R)
Everett, Edna Valentine	Sept. 20, 1910	First Gr.	5	I. S. C.
Fabrick, Elsie	Nov. 21, 1910	First Gr.	5	I. S. T. C.
Fahey, Kathryn	Aug. 1, 1910	First Gr.	5	Grinnell
Failor, George F.	Aug. 29, 1910	Second Gr.	5	Exam. (R)
Fairlamb, Alice Ash	Aug. 19, 1910	First Gr.	5	Cornell
Fancolly, Etta Pearl	Feb. 6, 1911	Second Gr.	5	Exam. (R)
Farley, Odessa	Aug. 1, 1910	First Gr.	5	I. S. T. C.
Farlow, Jessie	Aug. 1, 1910	Second Gr.	5	Exam. (R)
Farmer, Clara Louise	Aug. 15, 1910	First Gr.	5	Grinnell
Farmer, Fred B., Jr.	Aug. 15, 1910	First Gr.	5	Cornell
Farquharson, Anne Sanders	Aug. 20, 1910	Two-year	2	Drake (N)
Farrell, Daisy Veronica	Aug. 1, 1910	Primary	5	I. S. T. C.
Farrington, Verna M.	July 1, 1910	Second Gr.	5	I. S. T. C.
Farver, Ferne Dennison	Aug. 15, 1910	First Gr.	5	Grinnell
Fazel, Lena B.	Aug. 15, 1910	Two-year	2	Exam. (R)
Feeny, Helena	Dec. 1, 1910	Primary	5	Exam. (R)
Fenfgeld, Mabelle Anna	Aug. 1, 1910	Music	5	Exam.
Fennell, Ethel Della	Aug. 1, 1910	First Gr.	5	Drake
Ferguson, Donald V.	July 1, 1910	Manual Tr.	5	I. S. T. C.
Ferguson, Hazel Tirzah	July 1, 1910	Primary	5	I. S. T. C.
Ferguson, Jennie	Aug. 1, 1910	Two-year	2	Lenox
Fifer, Flora	Aug. 1, 1910	First Gr.	5	Nebraska Certif.
Fifield, Zoe E.	Aug. 1, 1910	Primary	5	Exam.
Finger, Nellie F.	July 1, 1910	Domestic Sc.	5	I. S. T. C.
Fisher, Ida Ethel	Aug. 20, 1910	Two-year	2	Drake (N)
Fisher, Mary Hester	Aug. 1, 1910	First Gr.	5	Parsons
Fishwilde, Ida Virginia	Aug. 1, 1910	First Gr.	5	Coe
Fitch, Helen Fairfield	Sept. 3, 1910	Two-year	2	Wisconsin Certif.
Fitz, S. R.	Aug. 15, 1910	First Gr.	5	Exam. (R)
Fitzgerald, James Edmund	Aug. 15, 1910	First Gr.	5	Exam. (R)

LIST OF PERSONS RECEIVING STATE LICENSES—Continued.

Name	Date Issued	Kind	Term Yrs.	Basis of Issue
Flower, Otis Preston	Aug. 20, 1910	Two-year	2	Ohio Certif.
Flowers, Edmund H.	Aug. 20, 1910	First Gr.	5	Penn
Flynn, Mary E.	July 1, 1910	Second Gr.	5	Exam. (R)
Focht, Lawrence G.	Aug. 15, 1910	First Gr.	5	Exam. (R)
Follett, Genevieve Adelle	July 1, 1910	Kindergarten	5	I. S. T. C.
Fordyce, Emma J.	Aug. 15, 1910	First Gr.	5	Exam. (R)
Forward, Jennie L.	Sept. 22, 1910	First Gr.	5	Lenox
Fosburg, Ethelyn Edna	Aug. 26, 1910	First Gr.	5	Drake
Foster, Alice	July 1, 1910	Second Gr.	5	Exam. (R)
Foster, Mamie E.	July 1, 1910	First Gr.	5	I. S. T. C.
Fountain, Alice	Aug. 20, 1910	Second Gr.	5	Exam. (R)
Francis, May E.	July 1, 1910	First Gr.	5	I. S. T. C.
Frank, Henrietta	Aug. 1, 1910	Two-year	2	Exam. (R)
Franke, Dorothy Emily	Nov. 10, 1910	First Gr.	5	S. U. I.
Franklin, Elmer E.	Nov. 21, 1910	Second Gr.	5	Exam. (R)
Frazier, Jessie	Dec. 1, 1910	Primary	5	Exam. (R)
Frederick, Leslie	Sept. 6, 1910	Two-year	2	U. I. U.
Free, Nina Helen	Aug. 20, 1910	Two-year	2	Highland Park (N)
Freyermuth, Emma Louise	Aug. 20, 1910	Second Gr.	5	Exam. (R)
Fried, Ethel Ranseen	Aug. 1, 1910	Second Gr.	5	Minnesota Certif.
Fritts, Mabel E.	Aug. 31, 1910	Two-year	2	New York Certif.
Frum, Mary Alice	Oct. 7, 1910	Two-year	2	Nebraska Certif.
Fuller, Albert C., Jr.	Aug. 1, 1910	First Gr.	5	I. S. T. C.
Fuller, Eva	Aug. 1, 1910	First Gr.	5	Simpson
Furman, Myrtle	Aug. 20, 1910	First Gr.	5	Drake
Fussell, Alma Isabel	Aug. 15, 1910	First Gr.	5	U. I. U.
Gabriel, Grace Ethel	July 1, 1910	First Gr.	5	S. U. I.
Gabrielson, Hattie	Nov. 7, 1910	First Gr.	5	Morningside
Gamble, Edna	Dec. 1, 1910	Second Gr.	5	Exam. (R)
Gamble, Emma A.	July 1, 1910	Primary	5	I. S. T. C.
Gannon, Fannie Alice	July 1, 1910	Primary	5	I. S. T. C.
Gardner, Ella Matilda	Nov. 21, 1910	Second Gr.	5	Michigan Certif.
Garnes, J. Frank	July 1, 1910	First Gr.	5	Simpson
Garrard, Beulah May	Aug. 15, 1910	First Gr.	5	Cornell
Garrard, Guy Washington	Aug. 15, 1910	First Gr.	5	Cornell
Gerrett, Gail Gertrude	Aug. 26, 1910	Two-year	2	Drake (N)
Garrett, Vinnie	July 1, 1910	Second Gr.	5	Exam. (R)
Gates, Galeta Myrtle	Feb. 10, 1911	Two-year	2	Drake (N)
Gates, Siphorus	July 1, 1910	Second Gr.	5	Exam. (R)
Gault, Myra Louise	Aug. 1, 1910	Primary	5	Exam. (R)
Gepson, Theresa	Sept. 2, 1910	Second Gr.	5	Exam. (R)
Gibbs, Ethel Harriett	Sept. 1, 1910	Primary	5	Exam. (R)
Giddings, Levi Alexander	July 1, 1910	Second Gr.	5	Exam. (R)
Giddings, Levi Alexander	Mar. 11, 1911	First Gr.	5	S. U. I.
Gifford, Katherine E.	Aug. 1, 1910	First Gr.	5	I. S. T. C.
Gilchrist, Margaret Cora	Aug. 25, 1910	Second Gr.	5	Exam. (R)
Gillin, Edith E.	Aug. 1, 1910	Primary	5	Exam. (R)
Gillmor, R. Ellen	July 1, 1910	Primary	5	Exam. (R)
Gittins, Anne Elizabeth	Aug. 1, 1910	First Gr.	5	S. U. I.
Goetsch, Edward William	Aug. 1, 1910	First Gr.	5	I. S. T. C.
Golly, C. R.	Aug. 1, 1910	First Gr.	5	Exam.
Goodell, Ida Lula	Sept. 20, 1910	Two-year	2	Highland Park (N)
Goodhart, Oren T.	Oct. 31, 1910	Two-year	2	Pennsylvania Certif.
Goodrich, Mildred Idell	Aug. 15, 1910	Second Gr.	5	Exam. (R)
Goodwin, Ethel L.	July 1, 1910	Primary	5	Exam. (R)
Goodwin, Faye A.	July 1, 1910	Domestic Sci.	5	I. S. T. C.
Goodykoontz, Myrtle Laura	July 1, 1910	Second Gr.	5	Exam. (R)
Gorman, Margaret A.	July 1, 1910	First Gr.	5	Exam. (R)
Gostrup, Hannah	July 1, 1910	Second Gr.	5	I. S. T. C.
Gould, Helen Louise	July 1, 1910	First Gr.	5	S. U. I.
Gouldin, Rosa Lavinia	Aug. 20, 1910	First Gr.	5	S. U. I.
Grace, Anna	July 1, 1910	Primary	5	Exam. (R)
Graham, Albert Wilbur	July 1, 1910	First Gr.	5	S. U. I.
Graham, Alice	Aug. 29, 1910	Second Gr.	5	Exam. (R)
Graham, Jennie Mae	Aug. 1, 1910	First Gr.	5	S. U. I.
Graham, C. Josephine	July 1, 1910	Physical Tr.	5	I. S. T. C.
Graham, Jessie E.	July 1, 1910	Kindergarten	5	I. S. T. C.
Graham, Laura Richie	July 1, 1910	Second Gr.	5	Exam. (R)

LIST OF PERSONS RECEIVING STATE LICENSES—Continued.

Name	Date Issued	Kind	Term Yrs.	Basis of Issue
Graham, Margery Helen	Nov. 21, 1910	Second Gr.	5	I. S. T. C.
Graham, Zoe	Aug. 15, 1910	First Gr.	5	Coe
Grandrath, Elesa Margaret	Nov. 18, 1910	Two-year	2	Drake (N)
Graves, Ethelyn Mae	July 1, 1910	Second Gr.	5	I. S. T. C.
Graves, Minnie Belle	Aug. 25, 1910	First Gr.	5	S. U. I.
Gray, Maggie Sargent	Aug. 1, 1910	Two-year	2	Coe
Grayson, Estella L.	Aug. 29, 1910	Primary	5	Exam. (R)
Green, Dessie Adel	Dec. 31, 1910	Two-year	2	Drake (N)
Greene, Clarence E.	April 27, 1911	Two-year	2	Michigan Certif.
Greenleaf, Cecelia Mary	July 1, 1910	First Gr.	5	Parsons
Greenlee, Elsie Jane	July 1, 1910	Two-year	2	Drake (N)
Greenlee, Morae Esther	Aug. 1, 1910	Second Gr.	5	I. S. T. C.
Greer, Margaret J.	Nov. 1, 1910	First Gr.	5	Lenox
Greer, Murl	Aug. 19, 1910	First Gr.	5	I. S. C.
Gregg, Eva L.	Nov. 21, 1910	First Gr.	5	I. S. T. C.
Gregg, Hazel Marguerite	July 1, 1910	Primary	5	I. S. T. C.
Gregg, Warren B.	July 1, 1910	Second Gr.	5	Exam. (R)
Grettenberg, Nina M.	Mar. 9, 1911	Primary	5	Exam. (R)
Gridley, Earl Granville	Aug. 1, 1910	First Gr.	5	Simpson
Grier, Alice A.	July 1, 1910	Second Gr.	5	I. S. T. C.
Grieve, Janet	Aug. 1, 1910	Primary	5	Exam.
Griffin, Loma Neva	Aug. 1, 1910	Kindergarten	5	I. S. T. C.
Griffith, Vida May	Aug. 20, 1910	Primary	5	Exam. (R)
Grimm, Clara G.	Mar. 9, 1911	Second Gr.	5	I. S. T. C.
Grimwood, Neva Emma	July 1, 1910	Primary	5	I. S. T. C.
Groe, Gena Bertina	Aug. 1, 1910	First Gr.	5	S. U. I.
Groff, George Roy	Nov. 1, 1910	First Gr.	5	Exam.
Grossman, Lura	Aug. 1, 1910	Primary	5	Exam.
Guernsey, Ira L.	July 30, 1910	First Gr.	5	I. S. C.
Guthrie, William Joseph	Aug. 15, 1910	First Gr.	5	Michigan Certif.
Haddock, Frank Dickinson	Sept. 10, 1910	Two-year	2	Michigan Certif.
Hadley, Anna L.	July 1, 1910	First Gr.	5	Penn
Hadley, Marcia Jean	Sept. 21, 1910	Two-year	2	Nebraska Certif.
Hadley, Minnie E.	July 1, 1910	First Gr.	5	Penn
Hafner, Edith B.	Sept. 5, 1910	Second Gr.	5	I. S. T. C.
Hadleman, Lucile Schell	Mar. 18, 1911	Two-year	2	Drake (N)
Hale, Alice	Nov. 1, 1910	Primary	5	Exam.
Hale, Edna Josephine	Aug. 1, 1910	Primary	5	I. S. T. C.
Hall, Gladys Vernette	Aug. 1, 1910	Primary	5	Exam. (R)
Hall, Harriet Lillian	July 1, 1910	Kindergarten	5	I. S. T. C.
Hall, Harriett	Aug. 15, 1910	Second Gr.	5	Exam. (R)
Hall, Martha	Aug. 20, 1910	Two-year	2	Grinnell
Hall, Mary Deborah	July 1, 1910	First Gr.	5	Drake
Hall, Nevada Maude	Sept. 10, 1910	First Gr.	5	Morningside
Hammond, Philip Bigelow	April 28, 1911	First Gr.	5	Parsons
Handley, Gladys M.	Sept. 4, 1910	Primary	5	Exam.
Haney, Alice Eva	July 1, 1910	First Gr.	5	S. U. I.
Hansen, Evelyn D.	Aug. 1, 1910	Drawing	5	I. S. T. C.
Hansen, Johanna Margaretha	Aug. 1, 1910	Second Gr.	5	Exam. (R)
Hanson, John William	Aug. 1, 1910	First Gr.	5	Ellsworth
Hanson, Lena Florence	July 1, 1910	First Gr.	5	Penn
Hanson, Minnie	July 1, 1910	Primary	5	Exam. (R)
Hanson, Victor	Aug. 23, 1910	Two-year	2	Buena Vista
Hart, Ella	Dec. 31, 1910	Primary	5	Exam. (R)
Hart, Elnora	July 1, 1910	Primary	5	Exam. (R)
Hart, Irving Harlow	July 1, 1910	First Gr.	5	Grinnell
Hart, Nella	July 1, 1910	First Gr.	5	S. U. I.
Hart, Sara L.	Aug. 15, 1910	Primary	5	Exam. (R)
Hardy, Doris Esther	Aug. 1, 1910	Kindergarten	5	I. S. T. C.
Harmon, Walter F.	Dec. 1, 1910	Second Gr.	5	Highland Park (N)
Harper, Zola E.	Aug. 1, 1910	First Gr.	5	Parsons
Harrington, Edna Helena	July 1, 1910	Primary	5	Exam. (R)
Harrington, Marguerite	July 1, 1910	Primary	5	Exam.
Harrington, Mary	Nov. 1, 1910	Second Gr.	5	Exam.
Harris, Elsie	Feb. 9, 1911	Two-year	2	New York Certif.
Harrison, Elizabeth	Aug. 1, 1910	Primary	5	Exam.
Harrod, Harriette Irene	July 1, 1910	Two-year	2	Drake (N)
Hartsook, Ina	Aug. 15, 1910	First Gr.	5	Drake

LIST OF PERSONS RECEIVING STATE LICENSES—Continued.

Name	Date Issued	Kind	Term Yrs.	Basis of Issue
Hartung, Lois Joy	Aug. 15, 1910	First Gr.	5	Cornell
Hasek, Olga Sylva	Aug. 1, 1910	First Gr.	5	Grinnell
Haskell, Ethel E.	Aug. 29, 1910	First Gr.	5	Drake
Haskell, Nellie Edna	July 1, 1910	Primary	5	Exam. (R)
Hatch, Elsie Mae	Aug. 20, 1910	First Gr.	5	Cornell
Hawk, Grover C.	Mar. 1, 1911	First Gr.	5	Penn
Hawkins, Maude Edla	July 1, 1910	First Gr.	5	Buena Vista
Healy, Nora Laurence	Aug. 20, 1910	First Gr.	5	S. U. I.
Heemstra, Jacob	Sept. 1, 1910	Two-year	2	Michigan Certif.
Heczen, Helen Mary	Dec. 13, 1910	First Gr.	5	Grinnell
Helfenstein, Roy Clifton	July 1, 1910	First Gr.	5	Des Moines
Hemingson, Christine	Aug. 1, 1910	Second Gr.	5	I. S. T. C.
Henderson, Beulah V.	Sept. 30, 1910	Two-year	2	Drake (N)
Henry, Bess Ruth	Nov. 21, 1910	Primary	5	I. S. T. C.
Herrald, Georgia	July 1, 1910	Second Gr.	5	Exam. (R)
Herrick, Henry W.	Sept. 24, 1910	Second Gr.	5	Highland Park (N)
Herrick, Martha Elizabeth	Mar. 1, 1911	Primary	5	Exam. (R)
Herrington, Sabra Dorinda	Aug. 15, 1910	First Gr.	5	Cornell
Hezzelwood, Loren	Feb. 1, 1911	First Gr.	5	Exam.
Hiams, Carrie	April 26, 1911	Second Gr.	5	Exam. (R)
Hibben, Hettie Watts	July 1, 1910	Second Gr.	5	Exam. (R)
Hibbs, Newton J.	Aug. 20, 1910	First Gr.	5	Highland Park
Hibbs, Orrin E.	July 1, 1910	Second Gr.	5	Exam. (R)
Hickcox, Gail Evalena	Sept. 20, 1910	Two-year	2	Wisconsin Certif.
Hicks, William Clarence	Sept. 19, 1910	First Gr.	5	Exam. (R)
Hill, Carrie May Hawver	July 1, 1910	Primary	5	Exam. (R)
Hill, Frank S.	Aug. 1, 1910	Second Gr.	5	Exam. (R)
Hills, May Althea	Jan. 4, 1911	First Gr.	5	I. W. U.
Hill, Nela	Mar. 9, 1911	Second Gr.	5	I. S. T. C.
Hills, Rose Frances	Aug. 1, 1910	Primary	5	Exam.
Hilliard, George H.	Aug. 1, 1910	Second Gr.	5	I. S. T. C.
Hillman, Louis Frederick	Feb. 9, 1911	Two-year	2	Wisconsin Certif.
Himes, Catherine Agnes	July 1, 1910	First Gr.	5	S. U. I.
Hindman, Ruth Wilburta	Aug. 1, 1910	First Gr.	5	S. U. I.
Hinds, Bertha Bell	Aug. 15, 1910	Primary	5	Exam. (R)
Hines, Amy Lawrence	Aug. 1, 1910	First Gr.	5	S. U. I.
Hinkhouse, Laura	Aug. 1, 1910	First Gr.	5	Parsons
Hinshaw, Clarence	Aug. 1, 1910	First Gr.	5	Penn
Hitchcock, Augusta E.	July 1, 1910	First Gr.	5	I. S. T. C.
Hoag, Essie May	July 1, 1910	First Gr.	5	Coe
Hoebel, Ida M.	July 1, 1910	Second Gr.	5	Exam. (R)
Holaday, Joseph M.	Feb. 7, 1911	First Gr.	5	Exam. (R)
Holdeman, Bernyce H.	Aug. 19, 1910	First Gr.	5	I. W. U.
Hollister, Grace	Nov. 21, 1910	Second Gr.	5	I. S. T. C.
Holloway, Florence Grace	Sept. 1, 1910	Two-year	2	Drake (N)
Hollway, Mabel	Aug. 1, 1910	First Gr.	5	S. U. I.
Homan, Clara Isidore	Aug. 1, 1910	First Gr.	5	S. U. I.
Holmes, Elizabeth	Aug. 25, 1910	First Gr.	5	Coe
Hornby, John A.	July 1, 1910	First Gr.	5	Exam. (R)
Hosbrook, Lelah Irene	Nov. 15, 1910	Two-year	2	Exam. (R)
Hospers, Isaac Henry	Sept. 16, 1910	First Gr.	5	Grinnell
Houston, Grace Eleanor	Oct. 1, 1910	Second Gr.	5	Highland Park (N)
Howard, Abigail	Aug. 1, 1910	First Gr.	5	I. S. T. C.
Howard, Josephine H.	July 1, 1910	First Gr.	5	Penn
Howe, Jane	July 1, 1910	Primary	5	Exam. (R)
Hoye, Marie Genevieve	Nov. 21, 1910	Primary	5	I. S. T. C.
Hoyt, Enid Ella	Aug. 1, 1910	First Gr.	5	S. U. I.
Hoyt, Hazel	July 1, 1910	Primary	5	I. S. T.C.
Hrbek, Sara	Sept. 7, 1910	First Gr.	5	S. U. I.
Hronek, Sadona N.	July 1, 1910	Primary	5	I. S. T. C.
Hudson, Elizabeth Suzanne	Sept. 3, 1910	First Gr.	5	S. U. I.
Huffman, Harry Herbert	Aug. 1, 1910	First Gr.	5	I. S. T. C.
Huffman, Mabel D.	Aug. 1, 1910	Second Gr.	5	Exam. (R)
Hugus, Clara Louise	Aug. 1, 1910	First Gr.	5	Grinnell
Hunt, Charlotte R.	Aug. 1, 1910	Second Gr.	5	Exam. (R)
Hunt, Charlotte R.	Aug. 1, 1910	First Gr.	5	I. S. T. C.
Hunt, Elsie Mae	Aug. 20, 1910	Two-year	2	Drake (N)
Hunt, Ethel Dema	Aug. 15, 1910	First Gr.	5	Cornell

LIST OF PERSONS RECEIVING STATE LICENSES—Continued.

Name	Date Issued	Kind	Term Yrs.	Basis of issue
Hunt, Marion Harland	Nov. 22, 1910	Two-year	2	Simpson (N)
Hurst, Margaret Lillian	Aug. 26, 1910	First Gr.	5	S. U. I.
Hutchins, Leroy W.	Sept. 20, 1910	Two-year	2	Michigan Certif.
Hutchinson, Emma J.	July 1, 1910	Primary	5	I. S. T. C.
Hutchinson, Martha	July 1, 1910	First Gr.	5	Exam. (R)
Ilsley, Jessie Owen	Aug. 1, 1910	First Gr.	5	Coe
Ingalls, Gertrude	Aug. 25, 1910	First Gr.	5	Grinnell
Ingham, Bessie Elizabeth	July 1, 1910	First Gr.	5	Drake
Inglis, Janie Miriam	Aug. 15, 1910	First Gr.	5	Coe
Ingman, Harriett Wheeler	July 1, 1910	Primary	5	Exam. (R)
Irons, Henry E.	Aug. 20, 1910	First Gr.	5	Cornell
Iverson, Nellie J.	Mar. 18, 1911	Two-year	2	Wisconsin Certif.
Jackson, George Brown	Aug. 12, 1910	Two-year	2	Leander Clark
Jackson, Lee R.	Aug. 1, 1910	First Gr.	5	Leander Clark
Jackson, Prudence S.	Aug. 1, 1910	Second Gr.	5	Exam. (R)
Jakway, Anna Laura	Aug. 20, 1910	Two-year	2	U. I. U. (N)
Jandt, Adah Mary	Aug. 15, 1910	Primary	5	Exam. (R)
Jarvis, Calvin Wheeler	Nov. 1, 1910	First Gr.	5	S. U. I.
Jeffrey, Joseph Ewart	Aug. 12, 1910	First Gr.	5	Morningside
Jenkins, Bertha M.	Mar. 9, 1911	Kindergarten	5	I. S. T. C.
Jenkins, Jennett	Aug. 20, 1910	Two-year	2	Drake (N)
Jennings, Helen	Aug. 1, 1910	Second Gr.	5	I. S. T. C.
Jennings, Katherine Barton	Aug. 1, 1910	First Gr.	5	Grinnell
Jennison, Bessie O.	July 1, 1910	Second Gr.	5	I. S. T. C.
Jensen, Myra C.	Aug. 1, 1910	First Gr.	5	Exam. (R)
Jessen, Emma	July 1, 1910	Primary	5	Exam.
Jewell, Gladys Mabel	Aug. 15, 1910	First Gr.	5	Cornell
Jewett, Ida Adele	Feb. 1, 1911	Second Gr.	5	Missouri Certif.
Johnson, Alice	Mar. 9, 1911	First Gr.	5	I. S. T. C.
Johnson, Clara Ellen	Aug. 1, 1910	Second Gr.	5	Exam. (R)
Johnson, Helen M.	Sept. 26, 1910	Two-year	2	Nebraska Certif.
Johnson, John Porter	July 1, 1910	First Gr.	5	I. S. T. C.
Johnson, Ralph W.	Aug. 20, 1910	First Gr.	5	Leander Clark
Johnson, Sarah E.	Aug. 1, 1910	First Gr.	5	Grinnell
Johnston, Helen	Aug. 20, 1910	Primary	5	Exam. (R)
Jones, Kathryne	Aug. 20, 1910	Two-year	2	Drake (N)
Jones, Luella Davis	Aug. 20, 1910	First Gr.	5	Cornell
Jones, Nellie	Aug. 15, 1910	First Gr.	5	S. U. I.
Joor, William Graeme	Aug. 20, 1910	Two-year	2	Highland Park (N)
Jordan, W. Lee	Jan. 14, 1911	First Gr.	5	Exam. (R)
Jossendal, Julia Amanda	Dec. 13, 1910	Two-year	2	Exam. (R)
Jossendal, Synneva J.	Nov. 15, 1910	Two-year	2	Exam. (R)
Joy, Jeannette Songstad	Jan. 26, 1911	Second Gr.	5	Exam. (R)
Judy, Avis	July 1, 1910	Primary	5	I. S. T. C.
Judy, Birde	July 1, 1910	Primary	5	I. S. T. C.
Kalb, Emma	July 1, 1910	Primary	5	Exam. (R)
Kasner, Caroline A.	Sept. 6, 1910	First Gr.	5	Coe
Keefe, Helen Marguerite	July 1, 1910	First Gr.	5	S. U. I.
Keehl, Mary E.	Aug. 1, 1910	Second Gr.	5	Exam. (R)
Keiber, Arthur Emanuel	Dec. 1, 1910	Two-year	2	Pennsylvania Certif.
Keil, Bessie	Sept. 19, 1910	First Gr.	5	S. U. I.
Keister, Lilah E. S.	Jan. 14, 1911	First Gr.	5	Coe
Kelleher, Kathryne M.	July 1, 1910	Primary	5	I. S. T. C.
Kelley, Jessie May	Oct. 15, 1910	Second Gr.	5	Drake (N)
Kelley, Richard C.	Sept. 27, 1910	Second Gr.	5	Exam. (R)
Kellogg, Grace McLain	Mar. 8, 1911	First Gr.	5	Parsons
Kelly, Mae Josephine	Aug. 20, 1910	Two-year	2	Drake (N)
Kelly, Mary	July 1, 1910	Second Gr.	5	Exam. (R)
Kemple, Mable Gertrude	Aug. 10, 1910	First Gr.	5	S. U. I.
Kennedy, Florence	July 1, 1910	Primary	5	I. S. T. C.
Kepler, Edna A.	July 1, 1910	Second Gr.	5	Exam. (R)
Ketchum, Edith Luana	July 1, 1910	First Gr.	5	S. U. I.
Kettering, Sarah	Aug. 15, 1910	First Gr.	5	Cornell
Kidd, James Virgil	Aug. 1, 1910	First Gr.	5	Cornell
Keifer, Gladys I.	Oct. 10, 1910	Second Gr.	5	Exam. (R)
Kilborne, Luella C.	July 1, 1910	Domestic Sci.	5	I. S. C.
Kildee, Mabel	July 1, 1910	Second Gr.	5	I. S. T. C.
Killeen, Katherine May	Aug. 15, 1910	First Gr.	5	Michigan Certif.

LIST OF PERSONS RECEIVING STATE LICENSES—Continued.

Name	Date Issued	Kind	Term Yrs.	Basis of Issue
Kimple, Roxy Hortense	May 15, 1911	First Gr.	5	S. U. I.
King, Fred Ervin	July 1, 1910	Diploma	L	Exam.
King, Margaret C.	Aug. 20, 1910	Primary	5	Exam. (R)
Kinsley, Alice	Aug. 15, 1910	Primary	5	Exam. (R)
Kinsley, Lucy L.	July 1, 1910	First Gr.	5	I. S. T. C.
Kinsley, Nora Blanche	Aug. 1, 1910	First Gr.	5	Grinnell
Kirby, Lillah L.	July 1, 1910	Kindergarten	5	I. S. T. C.
Kirby, Myrrel C.	July 1, 1910	Kindergarten	5	I. S. T. C.
Kirkpatrick, Thos. D.	Aug. 20, 1910	Two-year	2	Drake (N)
Kittilsby, Anna Elizabeth	July 1, 1910	Primary	5	Exam.
Kline, Chas. William	Dec. 31, 1910	Two-year	2	Kansas Certif.
Knauer, Eda Dorothea	July 1, 1910	First Gr.	2	S. U. I.
Knight, Mattie G.	July 1, 1910	Kindergarten	5	I. S. T. C.
Knights, Luetta Annis	July 1, 1910	First Gr.	5	I. S. T. C.
Knobbs, Wallace J.	July 1, 1910	Second Gr.	5	Exam.
Knoepfler, Karl J.	July 1, 1910	First Gr.	5	I. S. T. C.
Knoll, Elizabeth	Aug. 1, 1910	Primary	5	Exam.
Knudson, Susie	April 1, 1911	First Gr.	5	I. S. C.
Kocher, Louise	Oct. 6, 1910	First Gr.	5	Coe
Kolb, Anna Winifred	July 1, 1910	First Gr.	5	I. S. T. C.
Korsland, Antonette	July 1, 1910	Primary	5	I. S. T. C.
Kracht, Laura M.	July 1, 1910	First Gr.	5	I. S. T. C.
Kramer, Lillian C.	Aug. 1, 1910	Second Gr.	5	I. S. T. C.
Kurzrack, Jeanette L.	Nov. 21, 1910	Primary	5	I. S. T. C.
Lackey, Jessie Dee	Aug. 15, 1910	First Gr.	5	S. U. I.
LaFayette, Ina	July 1, 1910	First Gr.	5	Penn
Lambert, Rebecca K.	Jan. 26, 1911	Two-year	2	Drake (N)
Lamberty, Elizabeth M.	July 1, 1910	Second Gr.	5	Exam. (R)
Lamberty, Emily L.	Aug. 1, 1910	Drawing	5	I. S. T. C.
Lamme, Ethel M.	Aug. 31, 1910	First Gr.	5	I. W. U.
Landon, Pearl May	Aug. 1, 1910	First Gr.	5	S. U. I.
Landsberg, Helene L.	Aug. 1, 1910	First Gr.	5	I. S. T. C.
Lane, Georgia Mae	July 1, 1910	Primary	5	I. S. T. C.
Lang, John R.	Sept. 1, 1910	Two-year	2	U. I. U.
Langfitt, Mary Ellice	Aug. 20, 1910	Primary	5	Exam. (R)
Langseth, Ruth Irene	Oct. 18, 1910	Domestic Sci.	5	I. S. C.
Lank, Allie	Aug. 20, 1910	Primary	5	Exam. (R)
Larmore, Minnie B.	Aug. 1, 1910	Second Gr.	5	Exam.
Lathe, Hosea Ballou	July 12, 1910	Two-year	2	Wisconsin Certif.
Lattin, William E.	Aug. 9, 1910	Two-year	2	South Dak. Certif.
Laurance, Helen Elizabeth	Aug. 1, 1910	First Gr.	5	Coe
Laux, Bernice A.	Aug. 1, 1910	Primary	5	Exam.
Lawrence, Helen Edith	July 1, 1910	Music	5	I. S. T. C.
Lawson, W. J.	July 1, 1910	Second Gr.	5	Exam.
Lee, Edith Maude	Aug. 20, 1910	First Gr.	5	Leander Clark
Lee Ferne	Oct. 19, 1910	Two-year	2	Coe
Lee, Frances Hamlin	Feb. 13, 1911	Two-year	2	Michigan Certif.
Lee, Marion R.	Aug. 20, 1910	First Gr.	5	Grinnell
Leggett, Ruth Eleanor	Aug. 20, 1910	Two-year	2	Parsons
Leibson, Anna J.	Sept. 24, 1910	Second Gr.	5	Highland Park (N)
Lennon, Elizabeth Eleanor	Aug. 1, 1910	Primary	5	Exam.
Lennon, Florence Mae	Aug. 1, 1910	First Gr.	5	Drake
Lenz, Emma A.	Nov. 1, 1910	Primary	5	Exam.
Lester, Jessie Myrtle	July 1, 1910	Second Gr.	5	Exam. (R)
Lewis, Hazel C.	Aug. 1, 1910	Primary	5	I. S. T. C.
Lewis, Helen L.	July 1, 1910	Primary	5	Exam. (R)
Leydig, Ida Florence	Nov. 9, 1910	First Gr.	5	S. U. I.
Lighter, Mabel L.	July 1, 1910	Music	5	I. S. T. C.
Lincoln, Alice Benn	Aug. 1, 1910	First Gr.	5	Highland Park
Lincoln, Sybil A.	July 1, 1910	First Gr.	5	I. S. T. C.
Lindberg, Lottie Anna	Aug. 1, 1910	Second Gr.	5	Exam. (R)
Liqnin, Alma Claudine	May 16, 1911	First Gr.	5	Cornell
Lisle, Edith	Aug. 1, 1910	First Gr.	5	Simpson
Little, Mary Elizabeth	Aug. 15, 1910	First Gr.	5	Cornell
Llewelyn, Mary E.	Aug. 1, 1910	Second Gr.	5	Exam. (R)
Lloyd, Theresa	Aug. 1, 1910	First Gr.	5	S. U. I.
Locher, Mary	Aug. 1, 1910	Primary	5	Exam.
Lockin, Clara Louise	Aug. 19, 1910	First Gr.	5	Morningside

LIST OF PERSONS RECEIVING STATE LICENSES—Continued.

Name	Date Issued	Kind	Term Yrs.	Basis of Issue
Lockwood, Edna Hannah	July 1, 1910	Second Gr	5	U. I. U. (N)
Long, Anna Rebecca	Aug. 1, 1910	Primary	5	I. S. T. C.
Long, Sister M. Paul	July 1, 1910	First Gr	5	I. S. T. C.
Losure, John Wesley	July 1, 1910	First Gr	5	Des Moines
Loveland, Mary L	Sept. 1, 1910	Primary	5	Exam. (R)
Lowe, Chas. R	July 1, 1910	First Gr	5	Exam. (R)
Lowrey, Bertha	Aug. 20, 1910	Two-year	2	Drake (N)
Lukens, Lucie Ella	July 1, 1910	First Gr	5	Exam. (R)
Lund, Ella	Jan. 4, 1911	First Gr	5	I. S. T. C.
Luther, Garnet Lillian	Aug. 20, 1910	Two-year	2	Drake (N)
Lymer, Ethel	Sept. 9, 1910	First Gr	5	I. W. U.
Lyon, Lillian L	Sept. 1, 1910	Two-year	2	Exam. (R)
Lyon, Mae	July 1, 1910	Second Gr	5	Exam. (R)
McAllister, Ada L	July 1, 1910	Primary	5	I. S. T. C.
McAnnelly, Jefferson R	Sept. 1, 1910	First Gr	5	Leander Clark
McArthur, Georgia M	Sept. 7, 1910	First Gr	5	S. U. I.
McCaffree, Ivy Pearl	July 1, 1910	First Gr	5	I. S. T. C.
McCall, Mae A	July 1, 1910	Second Gr	5	Highland Park (N)
McCarn, Flora Margaret	July 1, 1910	Domestic Sci	5	I. S. T. C.
McCawley, Harrison B	Aug. 1, 1910	First Gr	5	Drake
McClure, A. B	Nov. 1, 1910	First Gr	5	Pennsylvania Certif.
McClure, Ivy	Aug. 1, 1910	First Gr	5	Drake
McCorkle, Mrs. L. B	Aug. 1, 1910	Primary	5	Exam. (R)
McCowen, Hazel E	July 1, 1910	Primary	5	I. S. T. C.
McCoy, Katherine	Aug. 20, 1910	Two-year	2	Drake
McCracken, Pliny C	Aug. 1, 1910	First Gr	5	Penn
McCrea, Bessie	Aug. 25, 1910	Second Gr	5	Exam. (R)
McCrory, Carrie H	July 1, 1910	First Gr	5	S. U. I.
McCulley, Cora	Aug. 24, 1910	Primary	5	Exam.
McCune, Lily	Aug. 20, 1910	First Gr	5	Penn
McCuskey, Mabel Anna	Aug. 29, 1910	First Gr	5	Lenox
McDermott, Mattie Mearle	Aug. 1, 1910	Music	5	Exam.
McDonald, John G	Aug. 1, 1910	First Gr	5	I. S. T. C.
McDonough, Mary	July 1, 1910	Primary	5	Exam. (R)
McFadden, Margaret G	Nov. 1, 1910	Primary	5	Exam.
McFarland, Edith Mae	Aug. 31, 1910	First Gr	5	Lenox
McGeeney, John W	Aug. 1, 1910	First Gr	5	I. S. T. C.
McGinn, Albert	Aug. 20, 1910	Two-year	2	Highland Park (N)
McGoon, Charles D	Aug. 19, 1910	First Gr	5	U. I. U.
McGovern, Marie F	Aug. 20, 1910	Two-year	2	Highland Park (N)
McKeever, Clara M	Aug. 1, 1910	Second Gr	5	I. S. T. C.
McLain, Ella	Aug. 1, 1910	Drawing	5	I. S. T. C.
McMillan, Anna	Sept. 1, 1910	Second Gr	5	Idaho Certif.
McMillan, Irma Grace	July 1, 1910	Primary	5	I. S. T. C.
McNeal, Fred R	Aug. 1, 1910	Second Gr	5	Exam.
McSweeney, Henry	Aug. 20, 1910	Two-year	2	U. I. U. (N)
Maden, Mary Emma	Sept. 19, 1910	First Gr	5	Grinnell
MacDonald, Kate Howie	Aug. 1, 1910	First Gr	5	I. S. T. C.
MacDonald, Laura Edna	Aug. 1, 1910	First Gr	5	I. S. T. C.
McDonald, Sarah Alberta	Jan. 5, 1911	Second Gr	5	Exam. (R)
Mack, Flora Belle	Aug. 1, 1910	First Gr	5	Grinnell
Macomb, Mary	July 1, 1910	Second Gr	5	Exam. (R)
Macy, Wenonah E	July 1, 1910	First Gr	5	Des Moines
Maddock, Amy	July 1, 1910	First Gr	5	Penn
Madson, Effie Stanford	Aug. 1, 1910	First Gr	5	I. S. T. C.
Madson, Nina	Aug. 1, 1910	First Gr	5	I. S. C.
Maeck, Glee	July 1, 1910	First Gr	5	I. S. T. C.
Magoon, Iva Mabel	July 1, 1910	Primary	5	I. S. T. C.
Maiden, Annie	Feb. 1, 1911	Second Gr	5	Exam.
Main, Mabel Fredrika	Sept. 3, 1910	Two-year	2	Drake (N)
Mallory, Alice Q	Aug. 1, 1910	Second Gr	5	Exam. (R)
Mangum, Vernon L	Aug. 19, 1910	First Gr	5	Cornell
Mangun, Clarke Wilson	Aug. 29, 1910	First Gr	5	Cornell
Marcue, Anna Lillian	July 1, 1910	Domestic Sci	5	I. S. T. C.
Markle, Edward J	July 1, 1910	Second Gr	5	I. S. T. C.
Markle, Edward J	Mar. 9, 1911	First Gr	5	I. S. T. C.
Marlin, Martha Ann	Aug. 1, 1910	Primary	5	I. S. T. C.
Marshall, Gladys Ethel	Aug. 19, 1910	First Gr	5	S. U. I.

LIST OF PERSONS RECEIVING STATE LICENSES—Continued.

Name	Date Issued	Kind	Term Yrs.	Basis of Issue
Marshall, Margaret Iowa	July 1, 1910	First Gr	5	S. U. I.
Marshall, Rosa B	Aug. 1, 1910	First Gr	5	Penn
Martin, Elizabeth	Aug. 15, 1910	First Gr	5	S. U. I.
Mason, Carrie	July 1, 1910	First Gr	5	S. U. I.
Masser, Daniel V	Aug. 20, 1910	Two-year	2	Highland Park (N)
Masson, Mary	Mar. 7, 1911	First Gr	5	S. U. I.
Matthews, Harrison E	Aug. 1, 1910	First Gr	5	Ellsworth
Mattison, Ray Henry	July 1, 1910	First Gr	5	Buena Vista
Mauthe, Katherine	Aug. 29, 1910	First Gr	5	Exam. (R)
Maynard, Jennie Bell	July 1, 1910	Second Gr	5	Exam. (R)
Meacham, Lucy Helen	Aug. 1, 1910	Primary	5	Exam. (R)
Mead, Clara	Aug. 25, 1910	Second Gr	5	Exam. (R)
Meader, Edna Belle	Aug. 1, 1910	Second Gr	5	I. S. T. C.
Medary, Dorothy Hale	Aug. 19, 1910	First Gr	5	Cornell
Meier, Hortense E	July 1, 1910	First Gr	5	I. S. T. C.
Meighen, Loretta C	July 1, 1910	First Gr	5	Buena Vista
Mellor, Maude	Nov. 26, 1910	First Gr	5	Drake
Mentzer, Anabel	Aug. 1, 1910	First Gr	5	Coe
Merchant, Rena Esther	July 4, 1910	Primary	5	I. S. T. C.
Merriam, Mina Myrtle	Aug. 25, 1910	Second Gr	5	Exam. (R)
Merrick, Grace Amelia	Aug. 1, 1910	Second Gr	5	I. S. T. C.
Merrill, Albert W	Aug. 20, 1910	First Gr	5	Grinnell
Merrill, Lucia Esther	Jan. 26, 1911	First Gr	5	Grinnell
Merriss, W. Roscoe	Aug. 1, 1910	Second Gr	5	Exam.
Messenger, Anna E	July 1, 1910	Primary	5	Exam.
Messer, Clarence	Dec. 31, 1910	First Gr	5	Exam. (R)
Metzger, Etta	Mar. 9, 1911	Second Gr	5	I. S. T. C.
Meyer, Philomena	Sept. 14, 1910	Second Gr	5	Exam. (R)
Meyers, Ada Mary	Aug. 1, 1910	First Gr	5	Leander Clark
Mickey, Margarete G	Aug. 20, 1910	Two-year	2	Drake (N)
Mighell, Helen	Aug. 31, 1910	Two-year	2	Wisconsin Certif.
Miller, Alta	July 1, 1910	Kindergarten	5	I. S. T. C.
Miller, Belle	Aug. 1, 1910	First Gr	5	Drake
Miller, Clara Harriette	July 1, 1910	First Gr	5	I. S. T. C.
Miller, Ellen Josephine	Nov. 21, 1910	Second Gr	5	Exam. (R)
Miller, Florence E	Aug. 1, 1910	First Gr	5	Grinnell
Miller, Florence Evelyn	Aug. 15, 1910	Second Gr	5	Exam. (R)
Miller, J. E	July 1, 1910	Second Gr	5	Exam.
Miller, J. E	Feb. 1, 1911	First Gr	5	Exam.
Miller, John W	July 15, 1910	First Gr	5	Exam. (R)
Miller, Josephine	Aug. 20, 1910	Primary	5	Exam. (R)
Miller, Will S	Nov. 1, 1910	Second Gr	5	Exam.
Mills, Vera	April 28, 1911	First Gr	5	I. S. C.
Millspaugh, Ethel	Sept. 3, 1910	First Gr	5	I. W. U.
Mingus, Ida Belle	Mar. 9, 1911	Second Gr	5	I. S. T. C.
Minnick, K. Lucinda	Dec. 2, 1910	Second Gr	5	Exam. (R)
Mirfield, Josephine	Feb. 1, 1911	First Gr	5	Michigan Certif.
Mirick, Maude Alice	July 1, 1910	First Gr	5	I. S. C.
Mirrison, Margaret	July 1, 1910	Primary	5	Exam.
Mitchell, Allie Vaughn	July 1, 1910	First Gr	5	Parsons
Mitchell, L. Lillian	July 1, 1910	Second Gr	5	Exam. (R)
Mitchell, Lloyd Thiele	Aug. 15, 1910	First Gr	5	Morningside
Moffit, Chester Earl	July 1, 1910	First Gr	5	S. U. I.
Montgomery, Althea	Aug. 1, 1910	Second Gr	5	Exam.
Montgomery, Dora Belle	July 1, 1910	First Gr	5	S. U. I.
Moore, Ella Elizabeth	Aug. 1, 1910	Second Gr	5	Exam. (R)
Moore, Frank E	July 1, 1910	First Gr	5	Des Moines
Moore, James Edward	Dec. 31, 1910	First Gr	5	Exam. (R)
Moore, Mary Alling	Aug. 1, 1910	First Gr	5	Penn
Moore, William M	Nov. 1, 1910	First Gr	5	Exam. (R)
Moose, Gay	Aug. 1, 1910	Second Gr	5	I. S. T. C.
Morenus, Kathryn	July 1, 1910	Second Gr	5	I. S. T. C.
Morgan, Kathryn L	Nov. 1, 1910	First Gr	5	Exam.
Morgan, Luella	Aug. 1, 1910	First Gr	5	Grinnell
Morgan, Morvin D	Aug. 1, 1910	First Gr	5	Ellsworth
Morris, Andrew J	July 1, 1910	First Gr	5	S. U. I.
Morris, Ida Imogene	Aug. 1, 1910	First Gr	5	Exam. (R)
Morris, Rene	Jan. 5, 1911	First Gr	5	Grinnell

LIST OF PERSONS RECEIVING STATE LICENSES—Continued.

Name	Date Issued	Kind	Term Yrs.	Basis of Issue
Moulton, Emma Case	Sept. 16, 1910	First Gr.	5	Exam. (R)
Moulton, Verna	July 1, 1910	First Gr.	5	S. U. I.
Mowry, M. Lavinia	Aug. 1, 1910	First Gr.	5	I. S. T. C.
Moyer, Lester R.	Aug. 1, 1910	First Gr.	5	Des Moines
Mullan, Nettie B.	Aug. 1, 1910	Two-year	2	Lenox
Munsell, Florence Bell	Oct. 3, 1910	First Gr.	5	Drake
Murphy, Marie J.	July 1, 1910	Primary	5	I. S. T. C
Myers, Elma C.	July 1, 1910	First Gr.	5	Penn
Myers, Lillian Adeline	Aug. 15, 1910	First Gr.	5	Cornell
Myers, Minnie Mae	Aug. 25, 1910	Primary	5	Exam. (R)
Myers, Rolland	Aug. 1, 1910	Second Gr.	5	Exam.
Nasby, Nilsine L.	July 1, 1910	First Gr.	5	S. U. I.
Nash, Nellie N.	July 1, 1910	Domestic Sci.	5	I. S. C.
Naughton, Teresa Anna	July 1, 1910	Primary	5	Exam.
Naumann, A. I.	Feb. 1, 1911	Second Gr.	5	Exam.
Nebe, Katherine L.	July 1, 1910	First Gr.	5	S. U. I.
Neff, Anna Laura	Sept. 1, 1910	Two-year	2	U. I. U.
Neidy, Carrie L.	July 1, 1910	Second Gr.	5	Exam. (R)
Nelon, Bridget Mary	April 1, 1911	Primary	5	Exam. (R)
Nelson, Effie	April 1, 1911	Second Gr.	5	Exam. (R)
Nelson, Lillian A.	Aug. 1, 1910	Primary	5	I. S. T. C.
Nelson, Margaret M.	July 1, 1910	Manual Tr.	5	I. S. T. C.
Nenno, Kathryn Ellen	July 1, 1910	Second Gr.	5	I. S. T. C.
Neuer, Frances A. M.	Aug. 20, 1910	Two-year	2	Drake (N)
Neveln, John R.	Nov. 1, 1910	First Gr.	5	Exam.
Newcomb, Beulah M.	Aug. 1, 1910	Primary	5	I. S. T. C.
Newcomb, Ethel Lucile	Aug. 19, 1910	First Gr.	5	S. U. I.
Newcomb, Rollo Edward	Aug. 15, 1910	First Gr.	5	S. U. I.
Newell, Stella L.	Aug. 15, 1910	First Gr.	5	Cornell
Newman, Myrtle	Aug. 15, 1910	Second Gr.	5	Exam. (R)
Newton, Elizabeth	Dec. 31, 1910	Second Gr.	5	Exam. (R)
Noble, Madge M.	July 1, 1910	Primary	5	Exam. (R)
Nordstrum, Kate	Aug. 20, 1910	Two-year	2	Drake (N)
Norris, Ocea B.	Aug. 1, 1910	First Gr.	5	S. U. I.
Obye, Chrissie L.	Sept. 1, 1910	Primary	5	Exam.
Ogburn, Vincent H.	Sept. 2, 1910	First Gr.	5	Drake
Ogden, Martha	Aug. 15, 1910	First Gr.	5	Coe
Olsen, Sina	July 1, 1910	Second Gr.	5	Exam. (R)
Olson, Clara M.	Aug. 25, 1910	Second Gr.	5	Drake (N)
Olson, Hilma C.	July 1, 1910	Second Gr.	5	Exam. (R)
Orr, Florence Ione	Aug. 1, 1910	First Gr.	5	Grinnell
Ottille, Will A.	Aug. 20, 1910	Second Gr.	5	Exam. (R)
Overmyer, Edyth M.	Aug. 20, 1910	Primary	5	Exam. (R)
Overmyer, John F.	Aug. 20, 1910	First Gr.	5	Exam. (R)
Owen, Arthur T. S.	July 1, 1910	First Gr.	5	I. S. T. C.
Padmore, Julia Rachel	Aug. 15, 1910	First Gr.	5	S. U. I.
Paine, Fred S.	Aug. 1, 1910	Second Gr.	5	Exam.
Palmer, Aaron	Aug. 15, 1910	First Gr.	5	Exam. (R)
Palmer, Frances A.	Dec. 1, 1910	Primary	5	Exam. (R)
Pammel, Edna	Aug. 1, 1910	First Gr.	5	I. S. C.
Parker, Clarence M.	July 1, 1910	First Gr.	5	I. S. T. C.
Parker, Eva M.	July 1, 1910	First Gr.	5	I. S. T. C.
Parker, Mae McCaffree	July 1, 1910	First Gr.	5	I. S. T. C.
Parry, Hannah Louisa	July 1, 1910	First Gr.	5	S. U. I.
Parry, Katherine J.	Sept. 1, 1910	First Gr.	5	U. I. U.
Pashby, Louisa	July 1, 1910	First Gr.	5	Exam. (R)
Paterson, Mae E.	Aug. 20, 1910	Primary	5	Exam. (R)
Patterson, Edna	Aug. 1, 1910	First Gr.	5	Grinnell
Patterson, Mary Elizabeth	July 1, 1910	Second Gr.	5	Exam. R.
Patterson Mary E.	Aug. 12, 1910	First Gr.	5	Grinnell
Paull, Mabel Ada	Aug. 1, 1910	Second Gr.	5	Exam.
Paulsen, Nellie M.	July 1, 1910	First Gr.	5	Penn
Paxton, Gertrude Curtis	Feb. 1, 1911	Domestic Sci.	5	I. S. C.
Payne, Edith Hart	Aug. 29, 1910	First Gr.	5	Drake
Payne, Jessie Bancroft	Aug. 1, 1910	First Gr.	5	S. U. I.
Payton, Ella May	Mar. 9, 1911	Second Gr.	5	I. S. T. C.
Pearson, Nelle	Aug. 20, 1910	Two-year	2	Drake (N)
Pemble, Harold H.	Aug. 20, 1910	Two-year	2	Simpson

LIST OF PERSONS RECEIVING STATE LICENSES—Continued.

Name	Date Issued	Kind	Term Yrs.	Basis of Issue
Pence, Stella	Aug. 15, 1910	Second Gr.	5	Exam. (R)
Pendell, Goodsell T.	Aug. 15, 1910	First Gr.	5	Morningside
Pendrey, Mary E.	July 1, 1910	Primary	5	Exam. (R)
Penrod, Marion F.	July 1, 1910	Second Gr.	5	Exam.
Perkins, Carrie June	July 1, 1910	First Gr.	5	Buena Vista
Perkins, Eunice Alma	Aug. 15, 1910	First Gr.	5	Penn
Perkins, Hazel	Aug. 31, 1910	First Gr.	5	Lenox
Perkins, Olive	Aug. 31, 1910	First Gr.	5	Simpson
Perine, Peter Ralph	Aug. 15, 1910	First Gr.	5	S. U. I.
Perry, Olive	Aug. 15, 1910	First Gr.	5	S. U. I.
Person, Nellie Amanda	Aug. 29, 1910	Two-year	2	Drake (N)
Peterson, Helena C.	Sept. 2, 1910	First Gr.	5	Grinnell
Peterson, Alphena C.	Nov. 4, 1910	First Gr.	5	Nebraska Certif.
Peterson, Ida G.	Sept. 26, 1910	Second Gr.	5	Exam. (R)
Phenney, Agnes	July 1, 1910	First Gr.	5	S. U. I.
Phillips, Edith Louise	Aug. 1, 1910	First Gr.	5	Exam. (R)
Phillips, Elsie Belle	Aug. 20, 1910	Two-year	2	Drake (N)
Phillips, Frank H.	Aug. 20, 1910	Two-year	2	Highland Park (N)
Phipps, William R.	July 1, 1910	First Gr.	5	Parsons
Pierce, Angie G.	Aug. 20, 1910	Two-year	5	U. I. U. (N)
Pierce, Bessie Louise	July 1, 1910	First Gr.	5	S. U. I.
Pierce, Nellie A.	July 1, 1910	Primary	5	I. S. T. C.
Pierson, Elvero H.	Aug. 29, 1910	First Gr.	5	S. U. I.
Plumer, Maude Elizabeth	July 1, 1910	Primary	5	I. S. T. C.
Plymire, William H.	Sept. 12, 1910	Two-year	2	South Dakota Certif.
Pollard, Warren E.	Feb. 1, 1911	Music	5	Exam.
Pollock, Edward J.	Aug. 15, 1910	First Gr.	5	Exam. (R)
Pollock, Hannah F.	Mar. 9, 1911	Second Gr.	5	I. S. T. C.
Poorbaugh, Edna S.	July 1, 1910	Second Gr.	5	Exam. (R)
Porter, Ethel G.	July 1, 1910	First Gr.	5	I. S. C.
Porter, Hazel	Aug. 26, 1910	First Gr.	5	Grinnell
Porter, Roy F.	July 1, 1910	Manual Tr.	5	I. S. T. C.
Poulson, Nettie B.	July 1, 1910	Primary	5	Exam.
Pressley, Elizabeth	Sept. 1, 1910	Primary	5	Exam. (R)
Preston, Ima T.	Aug. 15, 1910	First Gr.	5	Grinnell
Price, Ellen Augusta	Feb. 28, 1911	First Gr.	5	Grinnell
Pringle, Bessie B.	July 1, 1910	First Gr.	5	Penn
Proctor, Alice Ward	Feb. 1, 1911	Second Gr.	5	Exam.
Proctor, Isabel	July 1, 1910	First Gr.	5	I. S. T. C.
Prose, Sudie R.	Aug. 20, 1910	Second Gr.	5	Exam. (R)
Pugh, Clara	Dec. 31, 1910	First Gr.	5	Exam. (R)
Pullen, Myrtle E.	July 1, 1910	First Gr.	5	S. U. I.
Purdy, Arda Helen	July 1, 1910	Domestic Sci.	5	I. S. T. C.
Purmort, Jean Crete	Aug. 31, 1910	First Gr.	5	Coe
Putnam, Kathryn	July 1, 1910	Second Gr.	5	Exam. (R)
Purvis, Ula Mae	Aug. 31, 1910	First Gr.	5	S. U. I.
Pyle, Charles F.	Aug. 20, 1910	First Gr.	5	Cornell
Pyle, Sadie	Aug. 15, 1910	Primary	5	Exam. (R)
Quaife, Fannie A.	July 1, 1910	First Gr.	5	U. I. U.
Quick, Tirzah Geneva	Aug. 1, 1910	Second Gr.	5	Exam.
Quigley, Iola B.	July 1, 1910	First Gr.	5	I. S. T. C.
Quint, Virginia M. C.	May 12, 1911	First Gr.	5	I. S. C.
Rae, James	Aug. 15, 1910	First Gr.	5	Simpson
Rae, John J.	Aug. 1, 1910	Second Gr.	5	Exam. (R)
Rakow, Clara Winifred	Nov. 21, 1910	Kindergarten	5	I. S. T. C.
Ralph, Jesse M.	July 1, 1910	Second Gr.	5	Exam.
Ramsay, Hazel Eulala	Sept. 14, 1910	Kindergarten	5	I. S. T. C.
Ramey, Meta Florence	July 1, 1910	First Gr.	5	S. U. I.
Rankins, Harriet Maude	July 1, 1910	Second Gr.	5	Exam. (R)
Rathbun, Anna Louise	Aug. 1, 1910	Primary	5	Exam. (R)
Raw, Dorothy M.	Sept. 19, 1910	Two-year	2	Wisconsin Certif.
Ray, Mabel Shaw	July 1, 1910	First Gr.	5	I. S. T. C.
Ray, William Henry	July 1, 1910	First Gr.	5	I. S. T. C.
Raymond, Myrtle B.	July 1, 1910	First Gr.	5	I. S. T. C.
Rector, Cora Henrietta	July 1, 1910	Second Gr.	5	I. S. T. C.
Reed, Clayton E.	Nov. 1, 1910	First Gr.	5	Pennsylvania Certif.
Reed, Floyd Allcen	Aug. 1, 1910	First Gr.	5	Simpson
Reed, Leslie I.	Sept. 27, 1910	First Gr.	5	I. S. T. C.

LIST OF PERSONS RECEIVING STATE LICENSES—Continued.

Name	Date Issued	Kind	Term Yrs.	Basis of Issue
Reeve, Olive Grace	Aug. 15, 1910	Primary	5	Exam. (R)
Reeves, Mary Pearl	Nov. 21, 1910	Second Gr.	5	I. S. T. C.
Reid, Mabel Jessie	Aug. 1, 1910	Primary	5	I. S. T. C.
Reiff, Elizabeth M.	Aug. 15, 1910	Second Gr.	5	Exam. (R)
Reilley, Delia R.	Sept. 10, 1910	First Gr.	5	Exam. (R)
Reimer, Ida A.	July 1, 1910	Second Gr.	5	Exam. (R)
Remer, Rae	July 1, 1910	Second Gr.	5	I. S. T. C.
Rhynsburger, Cornelia E.	July 1, 1910	Second Gr.	5	Exam. (R)
Rice, Daisy Marguerite	Aug. 15, 1910	Primary	5	Exam. (R)
Rice, Jennie Gilis	July 1, 1910	First Gr.	5	S. U. I.
Rice, Myrtle Elizabeth	Aug. 1, 1910	First Gr.	5	Tabor
Richards, R. Heber	July 1, 1910	Music	5	Exam.
Richardson, Mary B.	July 15, 1910	First Gr.	5	Exam. (R)
Richmond, Frances	July 1, 1910	Primary	5	Exam.
Rickert, Margaret	Aug. 1, 1910	First Gr.	5	Grinnell
Ricklefs, Clara M.	Aug. 1, 1910	Primary	5	Exam. (R)
Rider, Mabel A.	July 1, 1910	Primary	5	Exam. (R)
Ritchie, Jeanette	Aug. 15, 1910	Primary	5	Exam. (R)
Rittgers, Elizabeth C.	July 1, 1910	Second Gr.	5	Exam. (R)
Roberts, Christena	Aug. 20, 1910	Two-year	2	Highland Park (N)
Roberts, Ella Priscilla	July 1, 1910	Primary	5	Exam.
Roberts, Harrison G.	Aug. 26, 1910	Two-year	2	U. I. U.
Roberts, Junius E.	Nov. 3, 1910	First Gr.	5	Simpson
Robertson, Erma L.	Nov. 21, 1910	Kindergarten	5	I. S. T. C.
Robertson, Grace	Nov. 1, 1910	Primary	5	Exam.
Robey, Mary Wright	Aug. 29, 1910	First Gr.	5	Drake
Robinson, Lydia	Oct. 5, 1910	Two-year	2	Indiana Certif.
Robinson, Mary Irene	Nov. 26, 1910	Primary	5	Exam. (R)
Rodine, Lily Mae	Aug. 12, 1910	First Gr.	5	Morningside
Rodine, Maude Alice	Aug. 12, 1910	First Gr.	5	Morningside
Roemer, Emma Marie	Jan. 13, 1911	Two-year	2	Wisconsin Certif.
Rogers, Grace	July 1, 1910	Primary	5	Exam. (R)
Rogers, Lillian	Aug. 15, 1910	Second Gr.	5	Exam. (R)
Rose, Ardena	July 1, 1910	Second Gr.	5	Exam. (R)
Roser, Blanche Lulu	Aug. 20, 1910	Two-year	2	Drake (N)
Ross, Anna Zoe	Aug. 1, 1910	First Gr.	5	S. U. I.
Ross, Bertha	Aug. 1, 1910	First Gr.	5	Drake
Ross, Margaret Elizabeth	Sept. 14, 1910	Second Gr.	5	Exam. (R)
Rourke, Mary	May 1, 1911	First Gr.	5	I. S. T. C.
Roush, Fern Hazel	Aug. 20, 1910	Two-year	2	Drake (N)
Roush, Pearl L.	July 1, 1910	Music	5	Exam.
Roush, Wilbur A.	Mar. 17, 1911	Two-year	2	Highland Park (N)
Royce, Lucy S.	Aug. 1, 1910	Second Gr.	5	Exam. (R)
Russell, Dorothy Kate	Dec. 31, 1910	Second Gr.	5	Highland Park (N)
Russell, Grace Geraldine	Aug. 1, 1910	Primary	5	Exam.
Rust, Della L.	Oct. 1, 1910	Primary	5	Exam. (R)
Rutan, Amy Anne	April 28, 1911	Two-year	2	Pennsylvania Certif.
Sacouety, Irene V. E.	July 1, 1910	Second Gr.	5	Exam. (R)
Sadilek, Walter B.	Sept. 2, 1910	Two-year	2	Highland Park (N)
Sage, Ethel Phoebe	July 1, 1910	Primary	5	I. S. T. C.
Sager, P. L.	Sept. 3, 1910	Second Gr.	5	Exam. (R)
Sandy, William Ross	Aug. 15, 1910	First Gr.	5	Exam. (R)
Sanford, Sidney W.	July 27, 1910	Two-year	2	New York Certif.
Saucer, Eva May	Sept. 8, 1910	Second Gr.	5	Exam. (R)
Savage, Alma M.	Aug. 25, 1910	Second Gr.	5	Exam. (R)
Scheffel, Amy	Aug. 12, 1910	First Gr.	5	Parsons
Schell, Charles Fremont	Jan. 28, 1911	First Gr.	5	Exam. (R)
Schell, Viola Helen	Dec. 31, 1910	First Gr.	5	Exam. (R)
Schichtl, Caroline M.	July 1, 1910	First Gr.	5	S. U. I.
Schmalle, Amos Lincoln	Aug. 15, 1910	First Gr.	5	S. U. I.
Schmitt, Calvin J.	July 1, 1910	First Gr.	5	S. U. I.
Schoener, Celesta F.	Aug. 20, 1910	First Gr.	5	Exam. (R)
Schreiber, George R.	Oct. 19, 1910	First Gr.	5	S. U. I.
Serhoeder, Julia Anna	July 1, 1910	Music	5	I. S. T. C.
Schroeder, Julia A.	Nov. 21, 1910	Second Gr.	5	I. S. T. C.
Schroeter, Nelle R.	Aug. 20, 1910	Second Gr.	5	Exam. (R)
Schug, Howard Lesher	Sept. 27, 1910	Two-year	2	Michigan Certif.
Schuler, Rosa	July 1, 1910	Primary	5	I. S. T. C.

LIST OF PERSONS RECEIVING STATE LICENSES—Continued.

Name	Date Issued	Kind	Term Yrs.	Basis of Issue
Schulte, Louise W.	Feb. 1, 1911	First Gr.	5	I. S. C.
Sconce, Lois E.	Aug. 29, 1910	Second Gr.	5	Drake (N)
Scott, Aleta M.	Aug. 15, 1910	Two-year	2	Simpson (N)
Scott, May A.	July 1, 1910	Primary	5	Exam. (R)
Seablom, Sadie Margaret	July 1, 1910	First Gr.	5	Exam. (R)
Seaman, Irma Irene	Aug. 20, 1910	Two-year	2	Highland Park (N)
Searight, Estella	July 1, 1910	First Gr.	5	Exam.
Sears, Agnes	Aug. 20, 1910	First Gr.	5	Grinnell
Seibel, Gertrude M.	July 1, 1910	Music	5	Exam.
Shafer, Elsie May	Aug. 15, 1910	First Gr.	5	Grinnell
Shaffer, Forest Fred	Sept. 24, 1910	Two-year	2	Indiana Certif.
Shanewise, Anna Barbara	July 1, 1910	Physical Tr.	5	I. S. T. C.
Sharts, Lillian A.	July 1, 1910	Kindergarten	5	I. S. T. C.
Shearer, Florence	Aug. 20, 1910	Two-year	2	Drake (N)
Shearer, Ieil Mae	July 1, 1910	Two-year	2	Drake (N)
Shedd, Edith Mary	July 1, 1910	Second Gr.	5	I. S. T. C.
Sheldon, Emma L.	Nov. 21, 1910	Primary	5	I. S. T. C.
Shepherd, Lou Alva	July 1, 1910	Kindergarten	5	I. S. T. C.
Shillinglaw, Gertrude N.	Aug. 15, 1910	Second Gr.	5	Exam. (R)
Shirley, Thomas J.	Feb. 23, 1911	First Gr.	5	Simpson
Shoemaker, Bernice	Aug. 20, 1910	First Gr.	5	Penn
Shurts, Laura	Aug. 1, 1910	Primary	5	Exam. (R)
Sillick, Nellie	Aug. 15, 1910	Primary	5	Exam. (R)
Sinclair, Edith	Aug. 29, 1910	Primary	5	Exam. (R)
Sinnott, Mary Anastasia	Aug. 1, 1910	First Gr.	5	S. U. I.
Skinner, Bernice	Aug. 1, 1910	Primary	5	Exam.
Skromme, Carrie	Aug. 20, 1910	Two-year	2	Drake (N)
Slater, Mary D.	Aug. 1, 1910	Second Gr.	5	I. S. T. C.
Slattery, Thursa E.	July 1, 1910	Primary	5	I. S. T. C.
Slee, Mary Alice	Nov. 21, 1910	Second Gr.	5	I. S. T. C.
Smith, Anna Y.	Jan. 10, 1911	First Gr.	5	Coe
Smith, Carrie Belle	Oct. 1, 1910	First Gr.	5	S. U. I.
Smith, Edith Emily	Aug. 15, 1910	Two-year	2	Penn
Smith, Emery E.	Aug. 15, 1910	First Gr.	5	Cornell
Smith, Emma B.	Aug. 20, 1910	Two-year	2	Highland Park (N)
Smith, Ethel E.	Aug. 1, 1910	Primary	5	Exam. (R)
Smith Flora E.	July 1, 1910	First Gr.	5	Exam. (R)
Smith, Florence Gertrude	Aug. 1, 1910	Primary	5	I. S. T. C.
Smith, Gertrude E.	May 1, 1911	Primary	5	Exam. (R)
Smith, Grace Mabel	Aug. 20, 1910	Second Gr.	5	Exam. (R)
Smith, Harry B.	Aug. 1, 1910	First Gr.	5	Minnesota Certif.
Smith, J. Avis	Nov. 21, 1910	Primary	5	I. S. T. C.
Smith, Jessie C.	July 1, 1910	Primary	5	Exam. (R)
Smith, Leon Osmer	July 1, 1910	First Gr.	5	S. U. I.
Smith, Mary M.	July 1, 1910	Kindergarten	5	I. S. T. C.
Smith, Mary Mabel	July 1, 1910	First Gr.	5	Simpson
Smith, Mildred Lenora	Dec. 2, 1910	First Gr.	5	Grinnell
Smith, Rhoda May	Aug. 1, 1910	First Gr.	5	Coe
Smith, Ruth	Sept. 5, 1910	Two-year	2	Wisconsin Certif.
Smith, Zella E.	July 1, 1910	Second Gr.	5	U. I. U. (N)
Smuck, Jennie	Feb. 1, 1911	Primary	5	Exam.
Smylie, Lorne F.	Aug. 1, 1910	First Gr.	5	Morningside
Smyth, Mayme E.	July 1, 1910	First Gr.	5	I. S. T. C.
Snodgrass, Harlan C.	Aug. 20, 1910	First Gr.	5	Grinnell
Snyder, William M.	July 1, 1910	Second Gr.	5	Exam.
Sogard, Dora	Aug. 1, 1910	Primary	5	Exam.
Spahr, Nona V.	Sept. 27, 1910	First Gr.	5	I. W. U.
Speaker, Earl E.	Aug. 26, 1910	First Gr.	5	Leander Clark
Speaker, Ethel G.	July 1, 1910	Physical Tr.	5	I. S. T. C.
Speaker, Floyd F.	Aug. 26, 1910	First Gr.	5	Leander Clark
Spieth, Florence	Sept. 10, 1910	Second Gr.	5	Drake (N)
Squiers, Edna R.	Aug. 20, 1910	Primary	5	Exam. (R)
Squire, Ernest E.	Sept. 13, 1910	Two-year	2	Coe
Stamper, Frank	Aug. 1, 1910	Second Gr.	5	Exam.
Standley, Ethel Leone	July 1, 1910	Primary	5	I. S. T. C.
Starr, Mabel	July 1, 1910	Primary	5	Exam. (R)
Stebe, Bessie M.	Nov. 21, 1910	Primary	5	I. S. T. C.
Steigleder, Florence L.	Aug. 25, 1910	Second Gr.	5	I. S. T. C.

LIST OF PERSONS RECEIVING STATE LICENSES—Continued.

Name	Date Issued	Kind	Term Yrs.	Basis of Issue
Stentz, Grace	Aug. 1, 1910	First Gr.	5	Drake
Stewart, Beulah E.	Aug. 20, 1910	Two-year	2	Drake (N)
Stewart, Clarence C.	Aug. 1, 1910	Second Gr.	5	Exam.
Stewart, Georgia	Aug. 26, 1910	Two-year	2	Highland Park (N)
Stewart, Jessie Vincent	July 1, 1910	First Gr.	5	Grinnell
Stewart, Nellie E.	Dec. 5, 1910	First Gr.	5	Grinnell
Stevens, Effie	July 1, 1910	Primary	5	Exam. (R)
Stevens, Pearl Alice	Aug. 20, 1910	Two-year	2	Drake (N)
St. George, Mamie	Sept. 22, 1910	Primary	5	Exam. (R)
Stichter, Katherine	Aug. 15, 1910	Primary	5	Exam. (R)
Stiles, Jennie Adelia	Aug. 15, 1910	First Gr.	5	Exam. (R)
Stilson, Hazel D.	July 1, 1910	Kindergarten	5	I. S. T. C.
Stoddard, May	Aug. 20, 1910	First Gr.	5	I. W. U.
Storm, Grace E.	Aug. 1, 1910	Primary	5	Exam. (R)
Story, Sadie E.	July 1, 1910	Primary	5	I. S. T. C.
Street, John Purcell	Feb. 1, 1911	Second Gr.	5	Exam.
Struble, Helen E.	July 1, 1910	First Gr.	5	S. U. I.
Studebaker, Claude H.	Aug. 1, 1910	First Gr.	5	Leander Clark
Studebaker, John Ward	Aug. 15, 1910	First Gr.	5	Leander Clark
Sumpter, Nellie Elizabeth	July 1, 1910	First Gr.	5	Grinnell
Sutherland, Josephine	Aug. 1, 1910	First Gr.	5	Coe
Sutter, Clara M.	July 1, 1910	Primary	5	Exam.
Swaney, Minerva Grace	July 1, 1910	First Gr.	5	S. U. I.
Swanson, Elizabeth J.	Aug. 20, 1910	First Gr.	5	Tabor
Sweinhart, Edna Mary	Feb. 28, 1911	First Gr.	5	Coe
Sweney, Berenice E.	Aug. 1, 1910	Drawing	5	I. S. T. C.
Sykes, Ethel Pearl	Aug. 15, 1910	First Gr.	5	S. U. I.
Taake, Blanche Irene	Aug. 1, 1910	First Gr.	5	S. U. I.
Tacy, Thomas O.	Aug. 29, 1910	Two-year	2	Exam. (R)
Taft, Exine F.	July 1, 1910	Primary	5	Exam. (R)
Talbot, Ruth	Aug. 1, 1910	First Gr.	5	Leander Clark
Tavenner, James W.	Aug. 22, 1910	Two-year	2	Illinois Certif.
Taylor, Adella Irene	July 1, 1910	Primary	5	Exam. (R)
Taylor, Emma Josephine	Dec. 21, 1910	First Gr.	5	Drake
Taylor, Ethel Blanche	Aug. 15, 1910	First Gr.	5	Drake
Taylor, Hilles M.	July 1, 1910	Second Gr.	5	Exam. (R)
Taylor, May Ellen	Aug. 26, 1910	Two-year	2	Drake (N)
Templin, Ruth E.	Nov. 11, 1910	Two-year	2	Nebraska Certif.
Terrell, Henrietta C.	Aug. 1, 1910	First Gr.	5	Penn
Thatcher, Ella Louise	July 1, 1910	First Gr.	5	I. S. T. C.
Thatcher, Ilo	July 1, 1910	Kindergarten	5	I. S. T. C.
Thomas, Helen	July 1, 1910	First Gr.	5	I. S. C.
Thompson, Margaret	Aug. 20, 1910	Two-year	2	Highland Park (N)
Thompson, Nan M.	Aug. 15, 1910	First Gr.	5	Cornell
Thompson, Osmund M.	Aug. 21, 1910	First Gr.	5	Minnesota Certif.
Thomson, Jean W.	Aug. 1, 1910	First Gr.	5	Grinnell
Thorman, Alma A.	July 1, 1910	First Gr.	5	I. S. C.
Thornburg, Gertrude A.	Aug. 15, 1910	First Gr.	5	Des Moines
Thrasher, Anna Myrtle	July 1, 1910	Primary	5	I. S. T. C.
Tibbits, Hazel Ona	Aug. 29, 1910	First Gr.	5	Lenox
Tierney, Evelyn	July 1, 1910	Primary	5	I. S. T. C.
Tierney, Evelyn	July 1, 1910	Second Gr.	5	I. S. T. C.
Tierney, Evelyn	Nov. 21, 1910	First Gr.	5	I. S. T. C.
Titus, Lenore Gertrude	July 1, 1910	Primary	5	Exam. (R)
Tompkins, Bessie Mabel	July 1, 1910	Kindergarten	5	I. S. T. C.
Tomkins, Nellie	Aug. 25, 1910	Primary	5	Exam. (R)
Toms, Bernice Clarissa	July 1, 1910	Two-year	2	Coe
Toomey, Mary Louise	Aug. 1, 1910	Second Gr.	5	I. S. T. C.
Torrence, Annie Margaret	Aug. 1, 1910	First Gr.	5	I. W. U.
Townsend, Katherine	Dec. 1, 1910	Primary	5	Exam. (R)
Trimble, Harry Clyde	Aug. 15, 1910	First Gr.	5	Cornell
Tripp, Isabelle M.	Aug. 15, 1910	Second Gr.	5	Exam. (R)
True, Glenn E.	Sept. 2, 1910	Two-year	2	Michigan Certif.
Truesdell, Stephen F.	Sept. 10, 1910	Two-year	2	South Dakota Certif.
Trullinger, Virgie	Aug. 1, 1910	Two-year	2	Exam. (R)
Trumbo, Harry Pearl	Aug. 1, 1910	First Gr.	5	I. S. T. C.
Trusler, Lucy Irene	Aug. 26, 1910	Two-year	2	Pennsylvania Certif.
Turner, Helen Mary	Sept. 24, 1910	Two-year	2	Drake (N)

LIST OF PERSONS RECEIVING STATE LICENSES—Continued.

Name	Date Issued	Kind	Term Yrs.	Basis of Issue
Turner, Hilma Dee	Aug. 25, 1910	Second Gr.	5	Drake (N)
Tutt, Minnie V.	July 1, 1910	Primary	5	Exam.
Tyrrell, Gertrude	July 1, 1910	Music	5	I. S. T. C.
Ullrich, Marguerite M.	Aug. 1, 1910	Second Gr.	5	I. S. T. C.
Umbreit, Lucy Izora	Mar. 9, 1911	Second Gr.	5	I. S. T. C.
Underwood, James W.	Aug. 1, 1910	Two-year	2	Michigan Certif.
VanBoskirk, Frances	Aug. 15, 1910	First Gr.	5	S. U. I.
Van Cleave, Mina J.	Oct. 1, 1910	Two-year	2	Illinois Certif.
VanDyke, Louisa A.	April 20, 1911	Two-year	2	South Dakota Certif.
Van Gorder, Gertrude C.	Dec. 1, 1910	Second Gr.	5	Exam. (R)
VanNess, Isis Bee	Aug. 1, 1910	First Gr.	5	S. U. I.
Vennest, Minnie Viola	Aug. 1, 1910	First Gr.	5	I. S. T. C.
Varuska, Katherine	Aug. 1, 1910	First Gr.	5	Nebraska Certif.
Vasey, Frank Thomas	Sept. 15, 1910	Two-year	2	Nebraska Certif.
Vaughn, Myrtle E.	July 1, 1910	Primary	5	I. S. T. C.
Veazie, Annie	Aug. 15, 1910	Two-year	2	Exam. (R)
Verheul, Henrietta	Aug. 15, 1910	First Gr.	5	Central
VerSteeg, Helen	Sept. 10, 1910	Two-year	2	Colorado Certif.
Volk, Florence H.	Aug. 1, 1910	First Gr.	5	Simpson
Wadsworth, George	July 1, 1910	First Gr.	5	S. U. I.
Wagner, Clara	Aug. 20, 1910	Primary	5	Exam. (R)
Wahl, Arthur C.	Aug. 15, 1910	First Gr.	5	I. W. U.
Walker, Lena Effie	Aug. 26, 1910	First Gr.	5	U. I. U.
Walker, Ernest	Aug. 26, 1910	First Gr.	5	S. U. I.
Walker, Irma Estella	Aug. 15, 1910	First Gr.	5	Simpson
Wallace, Cordelia W.	Nov. 21, 1910	Second Gr.	5	I. S. T. C.
Wallace, Frances M.	Sept. 12, 1910	First Gr.	5	Exam. (R)
Wallace, Sloane M.	Aug. 1, 1910	First Gr.	5	Lenox
Walters, Lida Marshall H.	Nov. 1, 1910	Second Gr.	5	Exam. (R)
Wanerus, Theodore A.	Aug. 1, 1910	First Gr.	5	S. U. I.
Warner, Grace L.	Sept. 22, 1910	Two-year	2	Michigan Certif.
Warner, Lurana Alice	Aug. 1, 1910	Primary	5	I. S. T. C.
Warnock, Lucile M.	Feb. 4, 1911	First Gr.	5	Morningside
Washburn, George G.	Dec. 10, 1910	First Gr.	5	Exam. (R)
Washburn, Lizzie B.	Aug. 20, 1910	Primary	5	Exam. (R)
Washburn, Lou	July 1, 1910	First Gr.	5	Exam. (R)
Waterman, Helen C.	Aug. 1, 1910	Kindergarten	5	I. S. T. C.
Watson, Ruth Fannie	Aug. 15, 1910	First Gr.	5	Cornell
Watters, Maude	Nov. 21, 1910	Second Gr.	5	I. S. T. C.
Webster, Bessie Maybelle	Aug. 20, 1910	Two-year	2	Drake (N)
Weisbard, Mina J.	July 1, 1910	First Gr.	5	I. S. T. C.
Wennerstrum, Winifred	Aug. 30, 1910	First Gr.	5	Drake
Wescoat, Benjamin F.	Feb. 1, 1911	Second Gr.	5	Exam.
West, Florence Gail	Aug. 15, 1910	First Gr.	5	Cornell
Westcoat, James H.	July 1, 1910	First Gr.	5	Exam.
Weston, Mary Josephine	Aug. 9, 1910	Two-year	2	Minnesota Certif.
Wetherill, Zenia Sarah	Aug. 20, 1910	Two-year	2	Drake (N)
Wheeler, Herbert Edwin	Aug. 1, 1910	First Gr.	5	I. S. T. C.
Whinery, Reba	Aug. 1, 1910	First Gr.	5	Grinnell
White, Ellen S.	July 1, 1910	Second Gr.	5	Exam. (R)
White, Grace F.	Aug. 1, 1910	Primary	5	I. S. T. C.
White, Leslie Arthur	Aug. 15, 1910	First Gr.	5	U. I. U.
White, Mary Anna	Sept. 1, 1910	Two-year	2	U. I. U.
White, Michael H.	Aug. 20, 1910	First Gr.	5	Simpson
White, Olive Myrle	Aug. 1, 1910	First Gr.	5	I. S. C.
White, Virginia	Sept. 4, 1910	Second Gr.	5	Exam. (R)
Whiting, Alida F.	Aug. 1, 1910	Primary	5	Exam.
Whitney, Mabel Mary	July 1, 1910	Second Gr.	5	Exam. (R)
Whyman, Myrtle Edna	Mar. 19, 1911	Second Gr.	5	I. S. T. C.
Wickware, Mary Harmon	Aug. 20, 1910	First Gr.	5	Exam. (R)
Widney, Pearl	July 1, 1910	Two-year	2	Exam. (R)
Wieder, Callie	July 1, 1910	First Gr.	5	S. U. I.
Wiesner, Gustav H.	Sept. 3, 1910	First Gr.	5	Cornell
Wilcox, Grace Anna	Aug. 20, 1910	Two-year	2	Drake
Wilcox, Leta Mae	July 1, 1910	Primary	5	I. S. T. C.
Wild, Theresa F.	July 1, 1910	Second Gr.	5	I. S. T. C.
Wilkes, Winifred	Aug. 24, 1910	First Gr.	5	Des Moines

LIST OF PERSONS RECEIVING STATE LICENSES—Continued.

Name	Date Issued	Kind	Term Yrs.	Basis of Issue
Willard, Vernie Pearl	Nov. 21, 1910	Second Gr.	5	I. S. T. C.
Willbolt, Nelle V.	Sept. 27, 1910	First Gr.	5	Penn
Willey, Franklin S.	Aug. 31, 1910	Second Gr.	5	Exam. (R)
Williams, Charlotte	Feb. 1, 1911	Primary	5	Exam.
Williams, David	July 15, 1910	First Gr.	5	Exam. (R)
Williams, Hazel Phillips	Aug. 20, 1910	Primary	5	Exam. (R)
Williams, Louise H.	Nov. 21, 1910	Kindergarten	5	I. S. T. C.
Williams, Olive M.	Aug. 21, 1910	First Gr.	5	S. U. I.
Williams, Rachel	Aug. 1, 1910	First Gr.	5	Grinnell
Williams, R. H.	Aug. 20, 1910	Second Gr.	5	Exam. (R)
Williamson, Blanche M.	Aug. 20, 1910	Two-year	2	Highland Park (N)
Williamson, Effie N.	Sept. 24, 1910	Primary	5	Exam. (R)
Williamson, Mildred A.	Aug. 1, 1910	Music	5	I. S. T. C.
Willson, Elizabeth A.	Mar. 9, 1911	Second Gr.	5	Exam. (R)
Willson, Lucile R.	July 1, 1910	Kindergarten	5	I. S. T. C.
Wilson, Anna Marguerite	Aug. 20, 1910	Two-year	2	Drake (N)
Wilson, Charles Francis	Aug. 31, 1910	First Gr.	5	Coe
Wilson, Hallie Viola	Aug. 15, 1910	First Gr.	5	Drake
Wilson, Inez Gertrude	July 1, 1910	First Gr.	5	I. S. T. C.
Wilson, Janet	Aug. 1, 1910	Second Gr.	5	Exam. (R)
Wilson, Minnie Louise	Aug. 15, 1910	First Gr.	5	Exam. (R)
Wilson, Pansy Blanche	Aug. 1, 1910	Kindergarten	5	I. S. T. C.
Wilson, Raymond	Aug. 1, 1910	Two-year	2	Missouri Certif.
Wing, B. E.	July 1, 1910	Manual Tr.	5	Exam.
Wing, Ellen Jordan	July 1, 1910	First Gr.	5	Exam. (R)
Winterfield, Orrie S.	Aug. 1, 1910	First Gr.	5	Ellsworth
Wisecarver, Carrie May	July 1, 1910	First Gr.	5	Parsons
Wolcott, Jennie Edith	Aug. 29, 1910	Second Gr.	5	Exam. (R)
Wolfer, Susie Riley	May 5, 1911	Primary	5	Exam. (R)
Wolin, Bertha J.	Aug. 31, 1910	First Gr.	5	Des Moines
Wood, Daisy Estelle	Aug. 1, 1910	First Gr.	5	Exam. (R)
Wood, Hazel Doris	Aug. 15, 1910	First Gr.	5	Drake
Wood, Herbert Ross	Aug. 1, 1910	Two-year	2	Penn
Wood, Mildred Grace	Aug. 1, 1910	First Gr.	5	S. U. I.
Woodford, Pearl Alice	Aug. 20, 1910	Second Gr.	5	Exam. (R)
Woodrow, Edward Arthur	Aug. 25, 1910	Second Gr.	5	Exam. (R)
Woodruff, Burnie Layton	July 1, 1910	Primary	5	Exam. (R)
Woods, Marjorie	Aug. 1, 1910	Second Gr.	5	Simpson (N)
Woolsey, Benjamin M.	July 1, 1910	First Gr.	5	Exam.
Workman, Clyde H.	Sept. 9, 1910	Second Gr.	5	Exam. (R)
Wray, Andrew N.	Aug. 1, 1910	First Gr.	5	I. S. T. C.
Wray, Silva Delight	Dec. 31, 1910	Two-year	2	Missouri Certif.
Wyant, Bertha V.	July 1, 1910	First Gr.	5	I. S. T. C.
Wydell, A. O.	July 1, 1910	First Gr.	5	I. S. T. C.
Yates, Ida May	Aug. 1, 1910	First Gr.	5	Grinnell
Yates, Vada Mabel	July 1, 1910	Kindergarten	5	I. S. T. C.
Yoakum, Gerald Alan	Aug. 15, 1910	First Gr.	5	S. U. I.
Youde, Harold Leroy	July 1, 1910	First Gr.	5	Buena Vista
Young, William Albert	Aug. 15, 1910	First Gr.	5	Central
Younkin, Floy	Aug. 25, 1910	Primary	5	Exam. (R)
Younkman, Elsie	Sept. 22, 1910	Two-year	2	U. I. U (N)
Zika, Addie May	Aug. 12, 1910	First Gr.	5	Coe
Zilk, Helen R.	Nov. 21, 1910	Kindergarten	5	I. S. T. C.
Zimmerman, Zola L.	Aug. 1, 1910	Second Gr.	5	I. S. T. C.

County Superintendents' Reports

1910-1911

COUNTY SUPERINTENDENTS—TERM 1911-1913

County	Superintendent	Terms Served	Postoffice
Adair	Adaline Brooks		Greenfield
Adams	Marion H. Dampman		Corning
Allamakee	W. L. Peck	2	Waukon
Appanoose	Mrs. S. S. Webster	2	Centerville
Audubon	Ella M. Stearns	2	Audubon
Benton	Linnie Schloeman		Vinton
Black Hawk	Harry A. Moore	1	Waterloo
Boone	Gracia E. Tucker		Boone
Bremer	Mary Cretzmeyer		Waverly
Buchanan	G. R. Lockwood	1	Independence
Buena Vista	J. A. Woodruff	1	Storm Lake
Butler	Mary A. Faint	2	Allison
Calhoun	Emma Keller		Rockwell City
Carroll	W. T. Bohnenkamp	1	Carroll
Cass	Bertha A. Johnson	4	Atlantic
Cedar	Ruby I. Lewis		Tipton
Cerro Gordo	C. T. Benson		Mason City
Cherokee	Kate R. Logan	2	Cherokee
Chickasaw	E. J. Feuling	1	New Hampton
Clarke	Bessie Hart		Osceola
Clay	Mary E. Riley	2	Spencer
Clayton	Thos. R. Roberts	1	Elkader
Clinton	George E. Farrell	4	Clinton
Crawford	F. N. Olry		Denison
Dallas	Carolyn Forgrave	1	Adel
Davis	C. N. Spicer	1	Bloomfield
Decatur	J. W. Long	2	Leon
Delaware	G. D. Ribble		Manchester
Des Moines	Forrest W. Parrott	1	Burlington
Dickinson	Jennie Bailey		Spirit Lake
Dubuque	Harry B. Smith		Dubuque
Emmet	T. J. Lerdall	1	Estherville
Fayette	R. H. Belknap	2½	West Union
Floyd	E. A. Sheldon	2	Charles City
Franklin	John A. Iverson	1	Hampton
Fremont	Della Simons	1	Sidney
Greene	A. J. Oblinger	3	Jefferson
Grundy	A. M. Gray		Grundy Center
Guthrie	O. G. Hamilton	1	Guthrie Center
Hamilton	E. F. Snow		Webster City
Hancock	J. R. Baggs		Garner
Hardin	Julia Scurry	2	Eldora
Harrison	Mrs. Susie Faith		Logan
Henry	Lincoln Antrim	2	Mt. Pleasant
Howard	Emma Failgatter	1	Cresco
Humboldt	Clarence Messer	7	Humboldt
Ida	Wilson Jones	2	Ida Grove
Iowa	Mary F. McEachron		Marengo
Jackson	E. R. Stoddard	1	Maquoketa

COUNTY SUPERINTENDENTS—TERM 1911-1913—CONTINUED

County	Superintendent	Terms Served	Postoffice
Jasper	Olive Shriner		Newton
Jefferson	June Chidester		Fairfield
Johnson	Claude M. Miller	2	Iowa City
Jones	Kate Maurice	2	Anamosa
Keokuk	Harry S. McVicker	1	Sigourney
Kossuth	Sid J. Backus	2	Algona
Lee	Alee W. Rakow		West Point
Linn	A. Bruce Alderman	2	Marion
Louisa	R. R. Hunt	2	Wapello
Lucas	Myrtle A. Dungan		Chariton
Lyon	E. T. Gilman	2	Rock Rapids
Madison	John Gentry		Winterset
Mahaska	Chas. H. Young	2	Oskaloosa
Marion	Nora E. White	1	Knoxville
Marshall	Mary E. Hostetler	4	Marshalltown
Mills	George E. Masters	1	Glenwood
Mitchell	H. E. LaRue	2	Osage
Monona	Ella M. Gardner		Onawa
Monroe	Myrta Harlow	2	Albia
Montgomery	Clara L. Cowgill	2	Red Oak
Muscatine	M. F. Cronin	1	Muscatine
O'Brien	J. J. Billingsly	1	Primghar
Osceola	Mary De Boos		Sibley
Page	Jessie Field	2	Clarinda
Palo Alto	Lille Patton	2	Emmetsburg
Plymouth	Anna Donahue		LeMars
Pocahontas	W. P. Jensen	2	Pocahontas
Polk	Mrs. Jennie Steele-Huegle	1	Des Moines
Pottawattamie	F. J. Puryear		Council Bluffs
Poweshiek	Sarah Carpenter		Montezuma
Ringgold	Etta J. Rider	1	Mt. Ayr
Sac	John R. Slacks	1	Sac City
Scott	Henry E. Ronge	1	Davenport
Shelby	Rose M. Parker		Harlan
Sioux	F. E. Fuller	2	Orange City
Story	I. J. Scott	1	Nevada
Tama	Mary A. Richards		Toledo
Taylor	Della Griffin		Bedford
Union	Mrs. Sylvia Cook	1	Creston
Van Buren	Lizzie Meredith		Keosauqua
Wapello	Mrs. Elizabeth Burgess	1	Ottumwa
Warren	W. M. McGee	1	Indianola
Washington	Minnie R. Connor		Washington
Wayne	Mrs. Anna King Pittard		Corydon
Webster	Mary A. Carey	½	Fort Dodge
Winnebago	L. C. Brown	6	Forest City
Winneshiek	Sigurd Reque	1	Decorah
Woodbury	T. B. Morris	2	Sioux City
Worth	O. E. Gunderson	3	Northwood
Wright	M. L. Howel		Clarion

ABSTRACT [A]—REPORTS OF

FROM JULY 1, 1910,

PUPILS—ENUMERATION,

Counties	No. of persons between the ages of 5 and 7 years		No. of persons between the ages of 7 to 14 years inclusive		No. of persons 7 to 14 not attending school		Total enrolmen	Previously enrolled	Total average attendance
	Males	Females	Males	Females	Males	Females			
Adair	2,311	2,109	1,282	1,203	9	9	3,791	108	2,465
Adams	1,720	1,637	970	939	2	4	2,963	128	2,063
Allamakee	2,945	2,787	1,510	1,507	29	19	4,089	62	2,715
Appanoose	4,630	4,646	2,620	2,651	27	17	7,638	154	5,735
Audubon	2,055	1,959	1,167	1,094	5	3	3,150	77	2,125
Benton	3,524	3,367	1,891	1,769	40	21	5,264	185	3,760.3
Black Hawk	6,242	6,366	3,438	3,412	17	9	9,136	100	6,990
Boone	4,098	3,991	2,245	2,162	17	11	6,630	107	4,532
Bremer	2,523	2,509	1,400	1,358	9	15	3,580	206	2,393.5
Buchanan	2,684	2,713	1,521	1,512	15	14	4,432	105	3,083
Buena Vista	2,522	2,395	1,390	1,305	17	16	3,820	135	2,784
Butler	2,618	2,467	1,453	1,443	21	10	4,604	225	3,164
Calhoun	2,666	2,514	1,579	1,415	16	11	4,406	74	3,064.2
Carroll	3,452	3,373	1,846	1,782	19	21	3,950	395	2,864
Cass	2,945	2,827	1,556	1,564	17	10	4,761	204	3,351
Cedar	2,597	2,523	1,384	1,403	30	22	4,060	10	2,962
Cerro Gordo	3,504	3,485	1,862	1,887	8	5	5,556	59	3,932
Cherokee	2,429	2,308	1,352	1,279	2	6	3,922	119	2,684.1
Chickasaw	2,475	2,437	1,270	1,286	37	30	3,239	67	2,217
Clarke	1,619	1,508	855	824	8	5	2,911	151	1,935
Clay	2,071	2,498	1,179	1,208	27	22	3,571	174	2,385.6
Clayton	3,968	3,757	2,107	1,988	75	68	5,664	177	3,886.8
Clinton	7,339	7,443	3,722	3,815	113	114	8,475	214	6,148
Crawford	3,192	3,058	1,795	1,820	28	24	4,932	70	3,286
Dallas	3,322	3,353	1,904	1,915	31	23	6,412	53	4,163
Davis	2,045	2,033	1,118	1,102	7	5	3,354	99	2,360
Decatur	2,647	2,517	1,525	1,428	19	10	4,519	133	3,166
Delaware	2,949	2,759	1,588	1,525	74	58	4,127	150	2,840
Des Moines	4,980	5,018	2,530	2,641	9	8	6,585	53	4,992
Dickinson	1,513	1,320	772	695	18	14	2,435	136	1,611
Dubuque	8,468	8,630	4,076	4,007	13	13	6,696	91	4,818
Emmet	1,656	1,529	1,000	903	61	38	2,513	83	1,997
Fayette	4,531	4,397	2,377	2,322	33	28	6,279	299	4,469
Floyd	2,421	2,473	1,231	1,291	4	5	3,779	52	2,974
Franklin	2,444	2,248	1,254	1,330	18	17	3,656	85	2,508
Fremont	2,455	2,243	1,461	1,340	20	8	4,201	81	3,104
Greene	2,351	2,351	1,168	1,232	5	6	4,146	59	2,703
Grundy	2,266	2,175	1,261	1,177	28	18	3,327	85	2,426.7
Guthrie	2,728	2,667	1,605	1,584	19	27	4,718	250	3,251
Hamilton	2,972	2,971	1,623	1,624	33	46	4,602	119	3,223
Hancock	2,366	2,268	1,319	1,311	1	1	3,534	204	2,374
Hardin	3,271	3,067	1,703	1,644	202	203	5,294	164	3,678
Harrison	3,599	3,685	1,976	1,980	3	5	5,967	184	4,266.5
Henry	2,313	2,304	1,242	1,244	16	13	4,060	------	3,033
Howard	2,082	2,066	1,142	1,113	5	-------	3,085	103	1,952
Humboldt	1,960	1,895	1,041	1,044	8	13	3,287	142	2,223.5
Ida	1,816	1,692	931	961	15	5	2,799	------	1,948
Iowa	2,973	2,781	1,565	1,591	92	64	4,359	153	3,160
Jackson	3,237	3,237	1,855	1,754	20	17	4,562	63	3,423.5
Jasper	3,894	3,931	2,175	2,307	41	12	6,422	93	4,657.5
Jefferson	2,321	2,243	1,212	1,214	1	-------	3,730	111	2,556.5

COUNTY SUPERINTENDENTS

TO JUNE 30, 1911.

ENROLLMENT, TUITION					GENERAL				
Average tuition per month	Non-Resident Pupils and Tuition				Number of schoolhouses	Value of schoolhouses	Value of apparatus	Number of volumes in libraries	Rooms in which effects of stimulants and narcotics are taught
	Below 9th grade		9th grade and above						
	Number	Amount received	Number	Amount received					
$ 3.00	89	$ 498.60	93	$ 1,472.23	145	$ 158,245.00	$ 5,307.00	7,951	167
3.31	57	448.40	50	1,039.90	11	106,430.00	4,698.00	3,720	131
2.25	64	599.01	89	1,349.85	131	157,160 00	9,389.00	9,022	157
1.75	59	405.25	106	1,441.61	139	304,675.00	4,695.00	4,856	194
3.04	17	128.75	47	823.00	112	123,255.00	3,164.00	5,287	130
2.95	151	1,099.35	134	2,055.18	185	216,175.00	10,632.00	14,317	227
2.60	29	260.40	53	1,029.35	152	709,975.00	31,452.00	14,805	134
2.42	96	703.05	66	1,047.90	158	231,375.00	11,879.00	16,990	219
2.78	137	1,332.66	74	1,322.14	107	166,200.00	8,659.00	11,265	140
2.84	82	608.62	82	1,017.36	150	196,290.00	9,818.00	9,890	189
3.04	45	280.53	89	1,421.98	137	188,485.00	10,357.00	18,941	173
2.78	138	1,188.66	146	1,993.97	147	183,875.00	9,000.00	12,660	181
3.08	77	987.14	151	2,065.60	146	213,570.00	10,332.00	15,963	192
3.05	54	641.83	69	1,231.50	141	208,775.00	13,286.00	8,172	169
2.96	70	682.65	130	1,973.21	154	196,455.00	14,954.00	12,495	183
2.55	136	1,398.75	152	2,669.86	145	238,615.00	8,798.00	10,754	180
2.90	65	611.39	90	1,611.21	159	618,645.00	11,762.00	10,854	159
3.15	37	652.52	99	1,580.89	144	217,940.00	8,960.00	22,825	162
2.80	56	270.10	84	708.15	121	128,450.00	8,562.00	7,489	152
2.86	34	429.64	42	916.79	108	116,025.00	3,365.00	3,529	127
3.00	64	465.17	70	999.34	130	121,855.00	8,842.00	12,800	149
2.80	162	1,198.51	130	1,779.31	180	234,175.00	14,634.00	11,855	222
2.78	139	518.31	79	1,368.10	189	565,755.00	22,231.00	58,009	277
3.39	59	563.53	63	1,325.60	180	240,917.00	20,704.00	12,321	204
2.83	139	1,566.32	169	2,832.11	152	347,235.00	9,868.00	13,721	227
2.27	72	139.21	18	313.22	103	98,350.00	11,086.00	3,121	124
2.49	64	519.96	115	1,988.94	123	130,445.00	6,106.00	5,339	135
2.60	133	910.11	102	1,269.54	146	144,630.00	8,657.00	10,539	166
2.65	17	89.42	14	745.01	101	505,710.00	25,731.00	2,960	197
3.21	24	330.50	43	596.28	84	96,040.00	6,209.00	8,080	99
2.86	23	147.35	11	93.29	149	612,780.00	12,225.00	11,375	237
2.46	38	----------	27	83.85	84	107,010.00	4,492.00	12,706	113
2.54	116	515.64	155	1,848.75	189	286,720.00	13,075.00	20,291	258
2.77	37	279.75	95	1,041.17	123	234,205.00	13,010.00	12,365	175
3.07	11	161.50	35	657.25	144	133,985.00	8,574.00	9,492	156
2.86	85	1,313.60	124	1,763.37	127	184,640.00	9,725.00	11,164	155
3.12	71	554.49	112	1,888.21	145	167,845.00	5,663.00	7,554	164
3.25	73	470.55	114	1,482.75	128	151,450.00	10,133.00	5,913	146
2.87	79	772.00	103	1,530.13	154	168,700.00	5,700.00	7,144	184
2.88	113	763.87	38	386.24	144	208,299.00	8,470.00	7,562	173
3.15	87	571.81	35	458.90	135	151,405.00	9,485.00	13,654	163
2.91	107	769.32	111	1,518.95	150	232,650.00	12,060.00	10,938	210
2.38	169	1,520.79	243	4,885.52	162	271,438.00	13,406.50	10,426	192
2.71	59	423.58	80	936.96	111	214,850.00	5,473.00	7,738	151
2.90	57	337.68	48	634.35	107	128,575.00	7,124.00	7,842	128
2.51	111	1,025.85	127	1,814.61	113	144,680.00	6,527.00	13,191	138
3.55	22	344.42	61	1,348.88	106	126,850.00	9,627.00	10,301	130
2.61	88	759.28	107	1,738.68	145	187,723.00	8,935.00	13,844	179
2.59	82	812.02	158	2,029.69	153	195,022.00	10,309.00	5,746	200
2.73	117	804.20	122	2,748.46	192	364,645.00	11,760.00	9,434	251
2.52	61	659.72	75	1,380.00	102	174,900.00	7,536.00	6,960	136

ABSTRACT [A]—REPORTS OF

PUPILS—ENUMERATION,

Counties	No. of persons between the ages of 5 and 7 years		No. of persons between the ages of 7 to 14 years inclusive		No. of persons 7 to 14 not attending school		Total enrollment	Previously enrolled	Total average attendance
	Males	Females	Males	Females	Males	Females			
Johnson	3,568	3,557	1,759	1,770	40	36	5,225	154	3,671
Jones	2,953	2,726	1,494	1,411	31	17	4,556	131	3,169
Keokuk	3,260	3,129	1,802	1,774	23	20	5,246	337	3,872
Kossuth	3,832	3,584	2,240	2,214	114	131	5,515	138	3,692.5
Lee	5,012	5,309	2,351	2,421	22	36	6,170	96	4,448
Linn	9,243	9,261	4,632	4,522	26	24	12,578	305	9,624.5
Louisa	1,960	1,875	1,115	1,116	4	16	3,153	95	2,350.5
Lucas	2,096	1,975	1,207	1,153	4	7	3,530	81	2,430
Lyon	2,660	2,489	1,492	1,437	10	8	4,038	135	2,705.5
Madison	2,363	2,281	1,180	1,195	21	8	3,989	91	2,749
Mahaska	5,153	5,073	2,441	2,525	40	38	7,252	179	5,174.2
Marion	3,571	3,345	1,765	1,754	56	66	5,921	159	4,058
Marshall	4,138	3,998	2,236	2,123	8	6	6,375	390	4,665
Mills	2,237	2,154	1,209	1,119	22	12	3,594	350	2,500
Mitchell	2,108	2,054	1,166	1,127	3	4	3,056	30	2,259.9
Monona	2,894	2,664	1,628	1,457	22	20	4,485	65	3,034
Monroe	4,138	3,769	2,022	1,892	72	59	6,800	371	4,451
Montgomery	2,260	2,252	1,308	1,259	1		3,685	258	2,764
Muscatine	4,151	4,019	1,891	1,915	21	14	5,616	85	4,101
O'Brien	2,947	2,933	1,571	1,550	6	7	4,487	222	3,265
Osceola	1,665	1,616	910	888	5	6	2,422	289	1,563
Page	3,377	3,273	1,805	1,635	14	16	5,623	245	4,179.25
Palo Alto	2,356	2,317	1,434	1,458	5	3	3,800	170	2,555
Plymouth	3,642	3,512	2,033	1,973	16	15	5,104	74	3,354
Pocahontas	2,604	2,426	1,385	1,336	27	24	3,990	196	2,572.49
Polk	15,145	15,450	6,433	6,616	102	88	22,593	152	16,699
Pottawattamie	8,386	8,221	4,350	4,268	19	25	12,411	221	9,311.9
Poweshiek	2,953	3,033	1,663	1,661	24	23	4,831	150	3,582
Ringgold	2,040	1,921	1,262	1,159	20	15	3,568	233	2,530
Sac	2,533	2,582	1,393	1,386	18	10	4,050	70	3,014.2
Scott	8,857	8,553	4,153	3,790	1	1	10,439	129	7,875.5
Shelby	2,625	2,531	1,459	1,423	8	11	3,911	82	2,617.9
Sioux	4,393	4,108	2,502	2,267	53	31	5,998	332	4,293.3
Story	3,731	3,547	1,840	1,839	19	14	5,993	161	4,466
Tama	3,283	3,179	1,799	1,770	18	16	5,247	156	3,951
Taylor	2,371	2,319	1,310	1,251	9	5	4,411	116	3,062
Union	2,511	2,414	1,260	1,339	16	13	4,139	81	3,043.5
Van Buren	2,079	2,000	1,119	1,088	14	13	3,739	138	2,614
Wapello	5,577	5,559	2,963	2,921	62	58	8,491	287	6,080.3
Warren	2,778	2,790	1,449	1,517	18	16	5,018	245	3,023
Washington	2,895	3,011	1,367	1,492	23	23	4,656	284	3,382
Wayne	2,523	2,593	1,383	1,348	24	23	4,477	175	3,131
Webster	5,056	5,235	2,387	2,468	9	2	6,685	146	4,661
Winnebago	2,109	2,033	1,207	1,148	11	6	3,320	55	2,351
Winneshiek	3,361	3,327	1,879	1,818	2	2	4,236	70	2,783.5
Woodbury	9,597	9,799	5,008	4,799	43	40	12,834	63	9,757
Worth	1,661	1,601	958	944			2,494		1,759
Wright	2,854	2,854	1,646	1,633	21	22	4,551	173	3,561
Total	339,315	332,781	178,914	175,874	2,531	2,193	507,294	14,516	361,160.62

COUNTY SUPERINTENDENTS—CONTINUED.

ENROLLMENT, TUITION					GENERAL				
Average tuition per month	Non-Resident Pupils and Tuition				Number of schoolhouses	Value of schoolhouses	Value of apparatus	Number of volumes in libraries	Rooms in which effects of stimulants and narcotics are taught
	Below 9th grade		9th grade and above						
	Number	Amount received	Number	Amount received					
2.99	102	899.25	95	1,769.27	170	398,450.00	16,219.00	14,444	228
2.66	115	707.68	91	1,292.43	142	196,000.00	11,671.00	12,899	177
2.60	199	1,381.32	208	2,913.07	144	238,250.00	9,483.00	11,309	200
3.23	105	890.92	74	1,082.90	223	253,995.00	14,436.00	14,085	272
2.52	62	345.17	71	1,004.61	125	464,940.00	9,858.00	7,722	206
2.69	200	1,759.44	229	4,080.42	209	1,086,240.00	22,208.00	18,421	465
2.70	63	548.70	119	2,202.17	90	152,960.00	6,097.00	7,568	124
2.31	49	274.41	42	630.18	97	190,485.00	4,715.00	6,639	121
3.23	91	1,432.07	71	1,043.14	139	157,704.00	10,174.00	8,786	158
2.92	120	565.38	125	1,862.97	143	148,105.00	5,451.00	5,460	161
2.50	105	608.29	102	1,123.82	154	296,600.00	13,729.00	9,000	226
2.36	97	752.26	59	956.75	149	218,795.00	8,227.00	8,228	190
2.81	115	1,488.57	81	1,348.55	152	659,850.00	9,055.00	11,975	239
2.76	200	537.91	85	1,169.45	93	145,065.00	7,508.00	9,499	136
2.66	97	1,023.86	75	1,243.65	104	170,125.00	9,405.00	13,801	119
2.81	69	1,008.13	157	1,931.62	153	202,525.00	7,941.00	7,416	193
1.80	62	578.00	87	1,905.20	108	197,170.00	8,735.00	5,518	167
3.10	81	424.37	134	1,766.61	114	206,250.00	8,791.00	11,012	159
2.66	108	1,484.85	75	1,871.57	104	315,825.00	6,486.00	6,876	148
3.02	70	874.74	108	2,258.64	141	234,885.00	12,160.00	21,975	171
3.27	52	481.07	12	116.00	94	110,500.00	4,805.00	12,078	94
2.71	96	1,183.35	125	2,134.69	137	245,325.00	10,276.00	10,824	192
2.87	64	430.40	60	821.65	133	119,400.00	10,566.00	21,930	162
3.16	103	1,690.39	46	858.40	176	210,350.00	11,377.00	12,770	231
2.95	56	443.81	91	1,999.41	138	172,305.00	10,861.00	15,440	173
3.48	170	2,520.88	144	3,931.01	202	3,138,359.00	202,910.00	9,049	605
2.67	122	1,218.46	159	2,654.25	260	654,505.00	21,959.00	16,636	444
2.85	109	1,270.85	128	2,140.71	144	378,413.00	21,362.00	9,861	187
2.68	76	698.99	110	1,851.06	131	118,475.00	7,315.00	4,750	121
2.90	120	1,315.30	94	1,334.60	139	208,930.00	8,561.00	14,151	182
2.92	142	1,120.64	86	2,390.21	127	1,330,900.00	18,063.00	10,520	345
3.48	82	595.76	67	749.75	144	134,500.00	4,943.75	12,476	166
2.82	69	834.24	76	1,095.99	184	253,215.00	20,697.00	18,162	231
2.62	90	755.73	171	4,339.30	147	289,200.00	11,621.00	10,601	232
2.99	151	1,604.35	117	2,066.55	181	296,480.00	13,713.00	12,925	93
2.69	159	1,342.97	137	1,994.47	130	147,425.00	5,911.00	6,123	176
2.73	63	546.30	139	1,721.66	119	108,530.00	8,317.00	8,390	
3.04	176	1,135.17	125	1,492.18	115	115,475.00	3,876.00	4,834	151
2.39	75	905.10	45	651.83	116	536,250.00	11,921.00	12,365	224
2.79	92	581.33	137	2,333.05	142	196,440.00	8,968.00	7,506	183
2.75	114	1,210.44	152	3,218.01	133	208,396.00	9,841.50	19,137	148
2.44	146	1,295.78	174	2,129.83	128	173,555.00	8,426.00	7,341	162
2.79	45	474.70	52	1,107.17	191	455,120.00	15,803.00	27,053	269
2.45	45	368.90	64	657.20	92	110,030.00	6,300.00	5,593	124
2.79	52	238.95	27	394.84	150	181,105.00	8,459.00	12,113	183
3.03	62	408.85	162	2,080.65	214	1,385,650.00	23,848.00	11,848	471
2.61	28	229.10	20	248.50	97	88,120.00	6,260.00	10,094	112
2.71	48	404.10	121	1,436.00	139	196,375.00	16,164.00	15,595	163
$ 2.80	8,689	$ 75,426.99	9,525	$ 153,665.13	13,901	$29,111,646.00	$ 1,241,919.75	1,128,968	18,513

ABSTRACT [A]—REPORTS OF

FROM JULY 1, 1910,

Counties	Sub-districts	Corporations: School townships	Corporations: Independent city, town and village corporations	Corporations: Rural independent districts	Directors: School townships	Directors: Cities and towns—independent	Directors: Rural independents	Schools: Number rooms in rural schools	Schools: Number rooms in graded schools	Schools: Average number months taught
Adair	128	15	5	10	131	25	30	139	19	8.3
Adams	77	9	5	28	81	25	84	105	33	8.4
Allamakee	59	9	8	63	60	40	189	125	32	8.2
Appanoose	94	13	12	23	96	60	69	121	95	7.9
Audubon	106	12	4	------	108	20	------	109	20	8.2
Benton	82	10	12	87	84	60	261	167	64	8.6
Black Hawk	77	10	6	60	77	34	180	130	209	8.8
Boone	92	11	9	49	92	45	147	143	85	8.7
Bremer	40	6	9	58	40	45	174	108	47	8.3
Buchanan	77	9	10	55	83	50	165	139	57	8.7
Buena Vista	113	14	9	8	118	45	24	124	50	8.5
Butler	96	11	10	38	98	50	114	135	54	8.6
Calhoun	132	16	10	------	133	50	------	132	58	8.5
Carroll	106	14	12	18	116	60	54	127	60	8.5
Cass	130	15	8	9	133	40	27	9	61	8.6
Cedar	98	12	14	31	104	70	93	133	50	8.4
Cerro Gordo	105	12	8	22	108	40	66	140	78	8.4
Cherokee	126	15	8	7	126	40	21	132	48	8.4
Chickasaw	53	5	9	53	55	45	159	111	43	8.4
Clarke	78	9	4	24	78	20	72	104	28	8.
Clay	117	16	6	------	132	30	------	117	37	8.35
Clayton	140	18	16	19	146	80	57	165	64	8.6
Clinton	134	17	13	24	141	71	72	161	142	9.2
Crawford	167	20	10	------	156	50	------	160	60	8.5
Dallas	112	15	14	21	113	70	63	139	90	8.7
Davis	34	5	8	61	37	38	183	96	29	7.
Decatur	66	9	10	44	71	50	132	110	55	7.9
Delaware	114	14	8	17	118	40	51	131	46	8.4
Des Moines	23	6	6	54	32	32	162	84	117	9.1
Dickinson	66	10	5	4	72	25	12	78	33	8.6
Dubuque	68	10	11	42	71	55	126	132	128	9.5
Emmet	71	10	2	------	74	10	------	76	37	8.6
Fayette	101	12	14	70	108	70	210	173	88	8.4
Floyd	103	11	5	11	107	25	33	113	64	9.
Franklin	100	12	8	30	100	40	90	136	33	8.2
Fremont	104	11	8	11	105	40	35	120	59	8.9
Greene	127	14	8	9	132	40	27	137	44	8.5
Grundy	73	9	9	44	77	45	132	114	35	8.5
Guthrie	134	15	9	6	137	45	18	142	55	8.5
Hamilton	106	14	9	24	110	45	72	131	61	8.2
Hancock	126	16	9	------	124	45	------	126	42	8.3
Hardin	77	8	12	53	78	58	159	133	78	8.5
Harrison	118	16	10	24	118	50	72	147	76	9.
Henry	32	4	10	63	32	50	189	96	55	8.
Howard	93	11	4	7	93	20	21	101	33	8.2
Humboldt	85	10	10	9	90	50	27	98	49	8.5
Ida	99	12	5	------	99	25	------	99	35	8.5
Iowa	76	10	7	58	76	35	174	134	53	8.9
Jackson	105	14	9	36	112	45	108	144	59	8.5
Jasper	147	16	11	29	147	49	87	177	84	8.5
Jefferson	68	9	6	23	73	30	69	94	43	8.3
Johnson	112	16	5	43	122	25	129	161	67	8.7

COUNTY SUPERINTENDENTS—CONTINUED.

TO JUNE 30, 1911.

Teachers—Number, Employment, Compensation, Registration, Examination, Necessary

Number employed: Males	Number employed: Females	Total number months employed: Males	Total number months employed: Females	Av. No. mos. employed: Males	Av. No. mos. employed: Females	Average compensation per month: Males	Average compensation per month: Females	Number certificates registered: Males	Number certificates registered: Females	Av. mos. taught on each certif.: Males	Av. mos. taught on each certif.: Females	Certificates issued: Males	Certificates issued: Females	Number teachers necessary
23	255	106.7	1,314.2	----	----	$ 70.90	$42.34	16	200	----	----	8	93	168
15	192	90.1	1,035.18	----	----	66.57	48.54	15	168	----	----	8	109	140
17	223	91.	1,199.	----	----	67.13	36.69	14	176	----	----	9	153	157
43	221	269.	1,465.5	----	----	58.17	43.57	43	177	----	----	33	200	218
20	177	111.5	968.5	----	----	63.65	47.35	22	148	----	----	10	81	137
44	293	291.75	1,773.75	----	----	62.95	43.88	42	251	----	----	35	203	249
43	369	300.5	2,568.5	----	----	90.90	51.79	35	344	----	----	23	243	338
21	338	136.7	1,918.65	----	----	88.44	43.65	23	290	----	----	6	174	237
19	182	102.	1,090.	----	----	71.33	44.32	19	164	----	----	11	99	144
22	277	136.	1,634.5	----	----	69.24	41.01	21	234	----	----	13	185	202
18	211	117.	1,412.9	----	----	88.65	43.50	14	234	----	----	7	168	184
23	268	144.2	1,502.7	----	----	75.33	43.18	21	229	----	----	11	132	196
16	260	104.	1,628.3	----	----	82.35	44.47	13	246	----	----	5	164	199
21	240	122.	1,448.65	----	----	79.70	44.63	19	192	----	----	17	145	197
20	278	125.	1,665.	----	----	82.38	45.17	14	247	----	----	7	126	210
31	242	183.	1,413.	----	----	77.35	44.29	27	214	----	----	17	125	198
22	268	178.	1,641.5	----	----	88.36	49.31	25	255	----	----	8	146	290
19	260	132.	1,385.75	----	----	79.47	43.71	15	207	----	----	8	141	184
26	185	145.	1,102.	----	----	60.27	39.63	24	156	----	----	24	188	153
30	153	166 ?	886.	----	----	52.16	40.89	27	133	----	----	30	121	132
30	213	155.75	1,195.75	----	----	63.44	43.76	29	182	----	----	22	127	162
26	257	188.	1,805.5	----	----	76.21	41.09	23	245	----	----	15	152	237
23	342	202.5	2,742.	----	----	91.10	50.80	22	338	----	----	10	226	340
25	286	159.2	1,832.7	----	----	87.04	44.45	23	254	----	----	12	181	248
28	293	202.	1,782.	----	----	86.10	48.77	31	268	----	----	11	190	230
30	138	177.5	696.8	----	----	52.56	40.21	27	115	----	----	16	81	125
27	173	180.	1,144.	----	----	69.81	44.03	29	158	----	----	18	139	167
19	231	110.	1,409.5	----	----	75.16	39.42	20	196	----	----	9	141	180
29	231	234.9	1,840.5	----	----	99.36	52.76	31	228	----	----	20	118	225
10	126	77.	840.25	----	----	80.50	44.66	9	116	----	----	2	76	112
20	274	182.	2,424.	----	----	116.41	45.21	21	313	----	----	13	280	275
8	123	62.5	889.25	----	----	78.47	42.41	6	122	----	----	4	98	123
23	345	137.	2,003.75	----	----	81.60	42.00	22	292	----	----	16	219	265
19	222	137.	1,436.	----	----	77.15	44.27	10	157	----	----	5	147	175
26	241	154.	1,292.5	----	----	63.26	42.12	30	209	----	----	18	165	173
13	224	107.	1,484.	----	----	93.41	45.79	12	191	----	----	8	162	179
27	273	161.	1,407.2	----	----	70.51	42.89	27	221	----	----	18	180	194
22	212	139.	1,201.5	----	----	68.56	45.79	22	189	----	----	7	105	162
38	302	208.	1,489.	----	----	65.91	44.13	32	186	----	----	36	202	202
24	264	137.25	1,415.	----	----	80.00	46.14	24	199	----	----	15	170	194
15	192	103.75	1,294.5	----	----	70.77	43.42	12	194	----	----	8	109	168
39	274	213.75	1,603.5	----	----	73.56	46.91	29	236	----	----	32	183	216
33	281	261.	1,817.5	----	----	81.64	45.71	30	268	----	----	13	173	245
23	186	141.	1,213.	----	----	78.37	48.01	41	133	----	----	46	169	198
17	174	100.	1,025.75	----	----	69.21	40.90	13	162	----	----	15	137	134
15	174	92.5	1,116.	----	----	78.06	43.49	16	173	----	----	8	108	147
16	192	88.	1,120.5	----	----	88.40	44.71	11	149	----	----	7	119	145
38	229	231.	1,309.2	----	----	53.90	46.60	31	193	----	----	20	112	185
35	228	214.	1,544.5	----	----	72.34	39.31	32	209	----	----	23	162	206
23	344	164.	2,123.25	----	----	77.54	45.38	23	308	----	----	21	206	266
14	187	97.	1,069.5	----	----	70.06	44.15	14	168	----	----	6	124	141
29	303	222.5	1,758.75	----	----	66.79	45.29	30	237	----	----	29	172	226

ABSTRACT [A]—REPORTS OF

FROM JULY 1, 1910

Counties	Sub-districts	Corporations: School townships	Corporations: Independent city, town and village corporations	Corporations: Rural independent districts	Directors: School townships	Directors: Cities and towns—independent	Directors: Rural independents	Schools: Number rooms in rural schools	Schools: Number rooms in graded schools	Schools: Average number months taught
Jones	70	9	9	54	73	45	162	129	56	8.6
Keokuk	24	2	17	96	26	85	288	124	82	8.4
Kossuth	205	27	11	1	208	55	3	209	65	8.4
Lee	47	7	8	57	48	42	171	103	119	8.6
Linn	106	11	19	55	115	97	167	171	209	8.8
Louisa	59	9	11	18	63	55	54	77	47	8.5
Lucas	33	4	4	56	33	20	168	90	33	8.
Lyon	94	13	8	10	96	40	32	131	44	8.6
Madison	104	12	8	19	108	40	57	132	46	8.3
Mahaska	70	9	10	63	75	46	189	145	97	8.3
Marion	22	4	16	96	26	80	288	132	76	8.3
Marshall	87	12	11	47	98	55	141	126	114	9.
Mills	20	4	8	56	20	42	168	84	52	9.
Mitchell	50	8	11	36	52	55	108	81	51	8.6
Monona	119	16	10	9	126	50	29	142	51	8.1
Monroe	60	7	7	33	63	35	99	106	60	8.2
Montgomery	85	10	6	17	90	30	51	103	56	8.5
Muscatine	68	11	7	20	70	35	60	93	104	9.4
O'Brien	124	15	6	1	129	30	5	135	55	8.7
Osceola	91	11	3	------	97	15	------	87	26	8.1
Page	75	10	13	43	78	65	129	122	87	8.6
Palo Alto	124	16	8	------	128	40	------	124	39	9.
Plymouth	156	23	11	1	169	55	3	164	64	8.7
Pocahontas	124	15	7	8	130	35	24	130	46	8.4
Polk	86	13	9	40	87	47	120	130	494	9.2
Pottawattamie	213	25	13	15	225	67	45	225	222	8.8
Poweshiek	114	14	8	16	120	40	47	132	75	8.7
Ringgold	95	12	10	29	95	50	87	119	44	8.5
Sac	123	15	9	1	128	45	5	126	57	8.7
Scott	77	13	10	19	87	52	59	99	247	9.8
Shelby	130	16	8	2	134	40	6	135	37	8.
Sioux	160	21	12	2	165	60	8	172	69	8.7
Story	108	14	17	15	109	85	45	123	109	8.7
Tama	93	12	11	71	98	55	213	168	66	8.6
Taylor	90	12	11	26	96	55	78	118	59	8.3
Union	88	10	8	16	90	40	48	103	69	8.6
Van Buren	57	7	16	41	57	78	123	105	46	7.4
Wapello	54	8	7	40	55	37	120	101	126	8.9
Warren	52	7	14	74	55	70	222	128	59	8.
Washington	42	6	9	76	44	45	228	118	69	8.5
Wayne	92	13	10	24	99	50	72	116	69	8.1
Webster	136	18	10	34	142	52	102	169	99	8.9
Winnebago	70	9	7	12	73	35	36	83	41	7.9
Winneshiek	99	14	12	33	104	60	99	139	50	7.7
Woodbury	125	16	15	32	124	77	96	177	294	8.9
Worth	88	12	6	------	92	30	------	89	29	7.9
Wright	119	15	8	8	127	40	24	130	62	8.5
Total	9,295	1,182	918	2,901	9,651	4,604	8,718	12,403	7,408	8.6

*No data.

COUNTY SUPERINTENDENTS—CONTINUED.

TO JUNE 30, 1911.

Teachers—Number, Employment, Compensation, Registration, Examination, Necessary														
Number employed		Total number months employed		Av. No mos. employed		Average compensation per month		Number certificates registered		Av. mos. taught on e'ch certif.		Certificates issued		Number teaches necessary
Males	Females	Males	Females	Males	Females	Males	Females	Males	Females	Males	Females	Males	Females	
15	229	125.	1,438.25	----	----	77.83	43.42	12	210	----	----	2	122	191
62	227	318.75	1,393.5	----	----	63.59	46.20	53	197	----	----	45	157	211
26	335	166.5	2,050.5	----	----	67.06	43.15	------	208	----	----	15	148	266
27	224	216.5	1,592.	----	----	89.88	51.11	22	217	----	----	17	110	223
42	506	253.	3,740.95	----	----	71.68	54.30	35	514	----	----	35	403	420
29	152	175.	940.5	----	----	65.86	45.19	29	137	----	----	12	106	125
27	158	126.5	926.75	----	----	66.95	41.25	19	137	----	----	11	97	133
36	194	188.	1,370.25	----	----	65.65	46.22	23	162	----	----	15	136	182
21	269	146.	1,308.	----	----	85.99	41.51	17	215	----	----	11	135	182
38	267	247.7	1,782.5	----	----	66.87	51.23	31	239	----	----	21	155	245
32	235	198.5	1,512.	----	----	68.44	43.52	24	205	----	----	20	147	212
20	366	153.	1,975.5	----	----	87.81	52.90	20	296	----	----	11	176	242
12	145	100.	1,093.5	----	----	83.40	48.07	13	145	----	----	6	121	138
19	141	129.75	1,007.25	----	----	75.05	41.47	14	130	----	----	6	117	138
19	256	139.5	1,479.	----	----	88.90	41.03	15	213	----	----	5	166	197
25	185	174.25	1,227.	----	----	67.00	43.92	26	171	----	----	17	93	184
29	210	169.5	1,229.5	----	----	77.33	48.65	27	187	----	----	16	126	162
22	252	157.04	1,800.9	----	----	86.88	49.39	18	207	----	----	15	149	217
24	224	175.7	1,579.5	----	----	73.48	46.08	16	238	----	----	4	157	205
16	144	79.	846.1	----	----	61.6	43.59	10	120	----	----	14	104	117
22	222	145.25	1,712.5	----	----	86.26	49.62	18	225	----	----	14	134	229
11	205	91.5	361.5	----	----	73.37	40.95	11	186	----	----	5	145	173
15	292	101.	1,853.75	----	----	93.42	45.03	9	272	----	----	------	155	208
17	224	113.5	1,353.	----	----	68.01	41.99	16	192	----	----	17	145	180
49	724	422.	6,282.25	----	----	180.0	73.67	50	729	----	----	25	548	720
43	557	239.25	3,722.25	----	----	89.1	53.35	40	504	----	----	24	323	463
49	261	246.25	1,488.7	----	----	66.41	48.69	41	226	----	----	31	148	207
22	193	143.5	1,202.5	----	----	58.03	41.21	18	170	----	----	15	141	166
20	235	139.5	1,490.	----	----	78.42	43.63	17	198	----	----	13	155	186
39	334	377.35	3,108.25	----	----	124.25	57.59	44	355	----	----	26	200	359
32	237	168.2	1,335.5	----	----	65.07	47.80	29	202	----	----	20	158	179
24	255	206.	2,023.8	----	----	72.70	44.58	24	256	----	----	18	185	240
34	302	222.5	1,792.5	----	----	79.22	46.78	37	268	----	----	28	218	254
28	310	183.	1,870.2	----	----	80.93	46.55	23	201	----	----	10	158	240
28	236	145.3	1,326.4	----	----	64.05	44.76	29	195	----	----	17	142	176
23	213	155.5	1,332.5	----	----	79.01	44.22	15	184	----	----	10	201	171
26	168	162.	973.	----	----	59.57	38.17	24	152	----	----	17	106	151
27	271	204.5	225.8	----	----	95.04	49.44	26	282	----	----	20	237	245
32	249	205.5	1,284.	----	----	60.55	43.28	20	201	----	----	23	173	187
27	224	153.25	1,430.5	----	----	71.54	47.51	23	213	----	----	24	174	189
36	175	207.	1,143.	----	----	67.35	42.19	32	163	----	----	20	93	174
13	336	104.	2,153.16	----	----	117.03	48.30	15	308	----	----	10	181	268
16	140	97.	890.75	----	----	69.63	43.71	12	113	----	----	18	211	125
25	223	159.5	1,217.35	----	----	55.92	41.64	23	183	----	----	21	137	194
55	532	419.	3,933.	----	----	109.46	56.25	32	425	----	----	*	*	435
18	121	104.5	749.5	----	----	57.10	40.46	17	108	----	----	11	66	117
27	265	154.5	1,520.	----	----	81.96	46.18	21	228	----	----	13	84	204
2560	24,589	16,601.29	154,449.84	6.4	6.2	$ 79.23	$48.14	2,271	21,761	7.3	7.0	1,541	15,472	20,608

ABSTRACT [B]—REPORTS OF SCHOOL FINANCES FROM TEACHERS'

Counties	Debit: On hand July 1, 1910	Debit: Received from district tax	Debit: Received from semi-annual apportionment	Debit: Received from tuition	Debit: Received by transfer from schoolhouse fund	Debit: Received from other source	Total Debit or Credit	Credit: Paid Teachers Since Last Report — Males	Credit: Paid Teachers Since Last Report — Females	Credit: Paid for tuition (Secs. 2774 2803)	Credit: Paid for library books (Sec. 2823a)	Credit: Paid for other purposes	Credit: On hand June 30, 1911
Adair	$ 27,686.11	$ 55,090.83	$ 7,002.71	$ 1,970.83		$ .10	$ 91,750.58	$ 7,575.35	$ 55,045.49	$ 96.00	$ 158.50	$ 1,673.99	$ 26,601.25
Adams	27,259.05	43,420.52	5,466.63	1,488.30		207.27	77,885.17	6,060.46	44,413.67	75.94	13.54	113.46	27,217.70
Allamakee	22,457.47	42,023.50	6,871.00	1,948.86		188.14	73,488.75	6,109.00	43,988.65	167.61	137.72	381.71	22,704.66
Appanoose	34,770.07	65,402.31	10,252.78	1,910.36	$ 127.54	271.94	114,417.57	15,648.73	63,885.37	55.00	10.05	2,310.40	32,508.02
Audubon	16,910.09	45,377.51	6,418.81	951.75		640.70	69,930.10	6,707.75	45,103.25		156.40	2,429.61	15,533.09
Benton	50,857.06	79,325.24	13,740.60	3,154.53		367.33	147,717.53	19,722.75	76,675.63	1,045.22	127.92	51.69	50,094.32
Black Hawk	46,519.56	141,460.06	17,327.87	1,750.95		133.89	206,973.51	27,316.13	133,016.08	3,002.77	156.00	457.54	43,024.99
Boone	56,115.70	82,075.87	9,795.11	2,654.80		273.01	149,871.52	17,102.14	84,153.67	172.09	513.79	408.30	52,528.41
Bremer	23,414.65	44,482.50	7,742.77	1,625.98	25.84	89.35	78,561.73	7,107.41	47,385.36	802.60	19.55	171.95	23,080.96
Buchanan	38,476.70	67,642.38	10,481.05	1,702.51	102.82	2,560.39	118,341.30	9,352.09	66,849.49	143.89	87.92	95.51	41,812.30
Buena Vista	27,245.61	63,119.24	8,127.70	3,182.63	717.22	57.28	102,856.27	10,038.96	62,208.05	18.40	65.85	2,759.16	27,767.85
Butler	33,701.62	67,206.95	8,383.73				113,439.43	10,946.23	64,784.20	335.28	234.31	57.60	37,081.81
Calhoun	31,226.16	72,883.28	8,869.28	3,053.74	1,979.59	219.82	118,011.05	8,574.99	72,522.27	121.12	41.02	8.78	36,742.87
Carroll	39,079.38	61,578.27	10,918.15	2,026.00	2.49	10.00	104,824.11	9,638.34	64,274.99	737.32	102.50	427.39	29,643.57
Cass	32,873.31	74,715.75	8,543.14	2,655.86	.14	59.55	118,798.30	10,238.46	75,218.48	14.70	50.42	80.07	33,136.07
Cedar	31,179.24	59,160.25	10,961.65	4,068.61		1,068.14	106,438.30	11,631.74	62,844.53	754.71	114.35	40.52	31,052.45
Cerro Gordo	23,657.34	94,003.57	8,563.19	2,222.60		882.01	129,484.84	16,172.96	83,808.48	362.24	23.00	627.73	28,490.43
Cherokee	28,216.87	60,398.96	5,788.89	2,233.41	313.48	236.36	97,833.62	10,346.00	63,034.23	90.07	114.63	257.78	23,960.91
Chickasaw	21,350.61	49,339.82	6,581.21	1,036.03	13.38	1,257.08	78,757.46	8,680.73	44,817.44	46.21	3.74	560.64	24,648.70
Clarke	16,910.89	38,536.14	5,476.05	1,846.43	.50	142.12	63,577.09	7,992.54	36,128.12	204.13	56.05	183.84	18,962.41
Clay	29,699.97	53,957.57	7,940.94	1,464.51	342.25	255.84	92,949.96	9,880.59	52,326.25	445.37	86.40	210.22	29,993.53
Clayton	38,262.80	78,793.88	10,299.60	3,042.73	326.05	782.13	131,092.39	14,475.00	76,117.30	455.80	158.09	192.36	39,693.75
Clinton	50,734.86	132,779.18	10,047.90	1,889.13		567.83	211,356.52	18,446.50	139,326.72		261.71	13,908.81	39,412.78
Crawford	51,805.50	83,691.49					148,002.00	13,856.75	81,459.28	128.25	118.43	2,776.33	49,662.96
Dallas	40,154.83	90,591.18	11,094.28	4,398.43	103.40	1,237.62	147,579.74	17,691.05	86,616.67	913.61	218.78	278.56	41,861.07
Davis	8,889.88	33,177.22	5,648.23	455.43	427.01	153.37	47,748.04	3,330.73	28,017.57	91.08	50.82	12.04	10,245.80
Decatur	27,192.98	52,965.90	4,864.84	2,568.90	71.00	485.85	88,088.77	13,449.45	47,383.35	119.72	23.03	1.00	27,112.22
Delaware	37,734.37	54,563.66	7,880.32	2,179.65		726.16	103,093.16	7,837.13	55,987.91	136.83	113.44	220.43	38,797.42
Des Moines	52,518.28	108,816.59	11,708.73	824.43		867.72	174,745.85	23,308.62	102,283.39	201.98	18.13	264.68	48,669.05
Dickinson	18,475.71	40,491.47	4,295.47	926.78		25.16	64,212.58	6,110.98	37,481.50	56.40	56.53	102.54	20,404.63
Dubuque	24,169.96	113,077.04	20,787.86	240.64	76.49	255.53	158,604.52	20,912.00	108,859.00	106.84		73.35	28,653.33
Emmet	18,876.88	38,769.15	4,309.41	83.85			62,039.29	4,853.75	41,780.65		90.48	29.05	15,276.36
Fayette	39,069.11	86,471.74	13,302.97	2,364.39		338.55	141,606.76	11,274.25	84,154.31	496.12	70.79	830.26	44,831.03
Floyd	17,312.33	62,233.07	6,206.35	1,210.22		269.06	87,441.73	10,384.38	61,993.02	172.87	43.85	363.64	14,483.97
Franklin	27,469.80	54,176.22	7,326.20	818.75	238.41	480.07	90,550.35	9,742.29	54,443.68	241.00	238.25	519.41	25,365.72
Fremont	54,855.58	62,982.37	7,070.99	3,005.42		1,486.99	109,421.35	10,107.43	67,767.92	583.04	33.34	1.50	30,928.12
Greene	33,137.37	61,283.07	8,250.80	2,442.70	545.10	41.60	105,700.73	11,355.19	60,297.50	234.62	72.37	1,343.28	32,397.77
Grundy	42,721.57	51,002.74	10,887.50	1,953.30		146.56	106,711.67	9,529.61	55,027.50	59.95	17.11	232.30	41,845.20
Guthrie	35,480.57	70,782.21	9,681.09	2,302.13		1,146.83	119,392.83	14,054.95	65,510.40	127.15	79.17	963.82	38,657.34
Hamilton	29,897.07	71,836.68	8,631.92	1,150.11		95.92	111,641.70	11,756.17	63,977.10	231.50	214.50	55.36	35,407.07
Hancock	29,878.87	62,279.88	2,445.15	987.16	750.00	1,898.34	98,234.40	7,437.53	55,807.71	480.48	257.52	24.82	34,226.34
Hardin	42,597.98	87,115.45	8,776.36	2,288.27		1,078.37	141,856.43	15,773.59	75,228.05	298.81	115.65	457.01	50,103.41
Harrison	53,797.69	87,310.18	9,835.40	4,815.52		74.80	155,833.59	23,260.56	80,406.96	406.76	38.65	2,497.43	49,223.23
Henry	39,759.47	58,984.24	7,589.88	1,360.54		581.07	108,275.20	11,050.15	58,236.78	1.20	132.47	41.49	38,813.11
Howard	16,872.54	39,216.84	5,476.57	966.17		372.41	62,904.53	6,575.00	41,217.94	469.87	49.58	774.23	13,817.91
Humboldt	23,729.24	47,388.43	6,152.43	2,840.46	856.92	272.86	81,240.36	6,987.35	48,457.50	795.70	44.37	449.65	24,505.79
Ida	21,314.25	53,531.90	2,758.64	1,693.30		5,518.00	79,338.09	7,769.56	51,094.26	43.12	22.50	152.26	20,256.39
Iowa	24,142.02	61,451.77	8,492.34	2,471.71	35.28		102,111.13	11,133.25	62,029.64	126.88	95.44	3,404.19	25,321.73
Jackson	36,247.94	64,075.98	8,241.74	2,841.71	213.37	79.83	111,700.57	14,450.37	61,425.10	451.45	10.00	113.40	35,250.25
Jasper	61,829.11	88,512.96	13,899.72	3,552.66	5.00	135.71	167,934.26	12,717.12	96,352.18	397.07	112.67	126.21	58,229.01
Jefferson	24,606.86	44,246.15	6,956.79	2,039.72	681.95	1,058.97	79,590.47	6,795.75	47,213.57	212.65	221.40	605.15	24,541.95
Johnson	22,618.60	81,544.17	11,330.74	2,668.52	159.25	242.38	118,563.66	14,527.35	79,564.65	413.50	46.83	257.90	23,753.43

COUNTY SUPERINTENDENTS

JULY 1, 1910, TO JUNE 30, 1911.

FUND

ABSTRACT [B]—REPORTS OF

SCHOOL FINANCES FROM

TEACHERS'

Counties	Debit						
	On hand July 1, 1910	Received from district tax	Received from semi-annual apportionment	Received from tuition	Received by transfer from poll-house fund	Received from other sources	
Jones	35,637.24	63,040.45	8,449.10	2,000.11	3,131.27	243.07	
Keokuk	43,668.43	70,888.73	12,283.00	4,294.39	405.54	921.01	
Kossuth	48,509.73	91,104.26	12,063.67	1,973.82	218.00	335.55	
Lee	23,178.36	87,780.36	11,967.56	1,349.78	152.22	24,205.86	
Linn	57,195.16	198,657.25	26,539.89	5,839.86	4.30	577.12	
Louisa	19,560.22	45,671.60	9,234.84	2,750.87	.45	95.47	
Lucas	18,876.32	41,678.00	4,164.07	904.59	815.13	169.29	
Lyon	36,197.47	62,786.37	7,291.07	2,475.21		507.14	
Madison	24,933.27	55,948.60	6,473.09	2,428.35	327.18	283.76	
Mahaska	51,912.12	89,392.95	11,138.66	1,732.11	38.15	3,191.99	
Marion	48,822.30	70,334.13	9,725.84	1,709.01	116.98	197.88	
Marshall	35,988.30	109,316.00	14,333.71	2,837.12	1,454.64	114.45	
Mills	34,253.61	52,773.18	7,192.35	1,707.33	126.31		
Mitchell	24,731.25	42,553.71	6,911.73	2,267.51	118.71	701.61	
Monona	40,886.67	72,313.35	7,868.15	2,939.75		106.66	
Monroe	29,884.55	57,194.46	11,959.42	2,483.20	58.95	59.13	
Montgomery	44,413.61	51,983.72	8,550.36	2,142.98		19.18	
Muscatine	51,114.57	75,450.15	12,508.50	3,356.42		484.42	
O'Brien	29,040.57	77,487.21	8,804.20	2,830.86		415.60	
Osceola	22,307.37	35,178.77	3,876.82	597.07		10.62	
Page	44,954.32	79,012.43	11,062.13	3,318.04	151.36	271.58	
Palo Alto	27,330.10	49,854.93	7,938.15	1,252.05	3.17	1,051.49	
Plymouth	43,563.90	83,601.00	10,364.80	2,387.60		310.00	
Pocahontas	26,045.72	57,094.36	7,678.60	2,443.22		53.00	
Polk	100,557.86	500,779.39	39,200.24	6,451.89		552.65	
Pottawattamie	87,206.13	200,908.76	23,852.99	3,872.71		51.42	
Poweshiek	33,866.27	74,722.95	9,021.41	3,411.56	135.28	768.19	
Ringgold	26,319.54	48,375.23	6,322.22	2,550.05	341.20	426.02	
Sac	46,078.25	66,112.77	8,502.00	2,663.40	319.74	.23	
Scott	69,939.58	104,518.89	29,439.95	3,510.85		1,158.84	
Shelby	29,093.03	71,570.05	7,995.67	1,345.51	17.56	16.00	
Sioux	53,258.89	86,394.12	13,257.76	1,930.23	300.00	127.06	
Story	33,247.52	90,684.47	11,332.52	5,095.03	916.84	105.39	
Tama	63,263.51	87,973.10	16,337.56	3,841.45	170.93	238.32	
Taylor	35,902.85	56,184.22	7,281.30	3,347.94	171.72	192.38	
Union	24,981.05	61,507.68	6,196.56	2,267.96		259.56	
Van Buren	32,617.50	41,309.01	5,600.55	2,627.45	58.63	1,914.05	
Wapello	34,572.79	114,025.02	11,583.07	1,556.95	1,065.53	353.52	
Warren	37,549.54	57,787.63	10,219.98	3,034.74	110.52	54.41	
Washington	38,112.95	62,138.73	8,886.08	4,438.45		4,957.67	
Wayne	37,951.92	52,349.13	6,801.15	3,425.61	6.95	564.19	
Webster	46,908.79	103,937.65	14,986.92	1,381.87	107.62	238.98	
Winnebago	16,692.17	43,504.36	5,523.03	1,026.10	.40	41.81	
Winneshiek	24,188.63	50,903.03	9,221.55	633.79	44.47	394.33	
Woodbury	66,866.86	239,207.14	31,582.44	2,489.50		624.67	
Worth	16,550.50	32,940.81	2,505.01	477.60		146.43	
Wright	41,391.46	67,282.55	7,759.61	2,118.44		292.92	
Total	$ 3,549,410.74	$ 7,610,344.39	$ 976,197.75	$ 227,765.22	$19,004.26	$78,639.64	

COUNTY SUPERINTENDENTS—CONTINUED.

JULY 1, 1910, TO JUNE 30, 1911

FUND

Total Debit or Credit	Credit					
	Paid Teachers Since Last Report		Paid for tuition (Secs 2774 2803)	Paid for library books (Sec 2803)	Paid for other purposes	On hand June 30, 1911
	Males	Females				
112,501.24	9,728.95	62,442.70	462.01	64.69	418.41	39,384.48
132,461.10	20,270.47	64,375.71	844.66	84.95	755.76	46,129.55
154,295.03	11,164.50	89,479.46	334.77	115.96	295.50	52,904.84
148,634.17	20,602.86	80,631.83	244.69	67.55	21,707.44	25,372.80
288,813.58	22,841.28	203,339.36	924.58	237.68	5,928.49	55,542.19
77,343.45	11,514.62	42,515.57	42.36	29.03	469.83	22,772.04
66,668.00	8,469.37	38,194.47	80.52	53.75	686.48	19,223.41
109,257.25	12,235.50	63,682.95	1,004.47	63.50	720.49	31,550.65
90,394.25	9,966.85	57,157.16	21.25	74.44		23,144.55
157,405.98	16,280.56	91,372.53	411.92	53.32	904.89	48,282.76
130,966.14	15,267.23	65,504.43	127.11	90.51	178.32	49,739.54
164,044.22	13,435.25	104,497.15	384.20	42.74	1,973.10	43,711.68
96,052.81	8,277.89	52,225.70	237.82	110.25	500.00	34,701.65
77,284.52	9,262.50	41,690.67	968.68	56.23	245.39	25,031.05
124,114.38	12,401.51	60,701.70	705.05	239.35	111.00	49,955.97
101,630.71	11,657.95	53,801.20	46.06	19.20	113.37	35,991.93
107,109.85	13,411.32	59,870.18	85.37	42.71	5.55	33,694.72
142,914.66	13,592.00	88,893.20	547.26	87.80	.01	39,793.79
118,638.44	12,916.78	72,764.71	423.41		368.04	32,191.50
61,870.65	4,865.00	36,884.95	62.50	30.00	5.56	20,022.64
138,769.86	11,674.25	85,109.56	217.48	224.00	398.47	41,146.10
87,429.89	6,712.99	55,753.65		127.89	678.76	24,157.60
140,227.30	9,406.25	83,798.00	225.75	60.75	560.16	46,176.39
93,314.99	7,213.24	57,908.60	246.82	74.26	2.25	27,869.73
639,785.03	76,032.20	462,950.64	3,220.50	15.65	620.49	96,945.55
315,891.01	26,567.72	197,063.63	379.91	390.97	360.84	91,188.94
121,925.66	16,575.00	72,422.71	92.20	52.46	6.6.75	32,156.54
84,334.26	9,853.61	48,395.56	691.60	71.80	584.89	24,736.80
123,673.39	10,386.58	64,660.50	614.98		17.18	47,988.15
295,568.11	47,354.87	174,922.07	646.97	224.94	1,278.63	70,940.63
110,037.82	10,944.66	63,834.56	57.00			35,201.00
155,508.06	14,724.44	80,609.21	198.42	172.95	408.23	50,154.81
141,381.77	18,571.24	84,513.90	273.88	15.48	144.36	37,862.91
171,824.87	14,809.67	86,963.05	509.94	162.87	288.97	69,090.37
103,680.41	9,024.72	59,256.48	162.16	14.39	96.22	34,526.44
95,212.51	12,240.25	59,890.67	80.00	123.79	816.40	22,061.40
84,127.19	10,189.48	40,419.14	801.62	61.04	2,053.13	30,602.78
163,156.80	19,426.39	110,048.16	39.98	205.38	1,109.75	32,326.20
108,756.82	12,443.00	55,573.67	212.88	17.65	505.67	40,004.55
119,603.88	11,278.00	67,647.24	255.96	215.60	4,962.38	35,254.70
101,089.95	14,167.85	51,409.00	529.34	137.14	2,681.75	32,164.87
167,761.83	12,458.08	101,048.67	237.52	61.65	520.74	53,435.17
66,787.87	6,754.00	39,359.45		94.57	4.10	20,565.75
85,285.89	8,738.75	51,388.45	132.55	184.14	295.53	24,646.38
340,770.61	93,040.16	164,233.22	126.00	32.73	47.40	83,291.10
52,620.35	5,920.47	30,483.19	39.00	154.04	312.45	15,711.20
118,844.98	15,240.67	68,144.18	98.50	63.02	1.00	35,297.61
$12,451,362.00	$ 1,378,975.12	$ 7,375,585.40	$ 35,145.07	$ 9,822.48	$ 98,943.48	$ 3,562,890.45

Counties	SCHOOLHOUSE Debit: On hand July 1, 1910	Received from district tax	Received from sale of bonds	Received from other sources
Adair	$ 2,041.20	$ 3,530.71	$ 182.72	
Adams	2,904.77	1,458.32	1,000.00	$ 90.45
Allamakee	1,044.15	2,542.97		319.75
Appanoose	3,330.23	12,197.98	2,561.40	49,232.04
Audubon	1,321.52	2,198.45	2,500.00	577.97
Benton	3,888.41	3,169.80		9.00
Black Hawk	2,808.16	42,627.69	26.00	909.72
Boone	4,978.71	7,377.95	18,524.91	1,075.66
Bremer	3,525.40	7,307.59		392.45
Buchanan	43,739.26	7,272.03		843.82
Buena Vista	1,608.00	1,557.62	5,180.00	6,172.65
Butler	4,184.17	3,492.73	7,522.92	
Calhoun	14,819.12	4,929.57		231.50
Carroll	1,313.43	2,176.49	3,250.00	2,503.23
Cass	3,392.19	4,214.83		905.46
Cedar	7,048.23	5,850.34		374.72
Cerro Gordo	7,199.52	36,212.27	1,022.88	144.86
Cherokee	1,683.56	2,277.06		780.87
Chickasaw	1,425.87	2,525.91	4,800.00	2,434.78
Clarke	4,074.04	3,859.71	705.30	249.04
Clay	2,622.57	3,457.96		559.38
Clayton	2,848.30	1,327.71		440.45
Clinton	964.29	7,241.32		1,258.36
Crawford	1,424.44	5,923.48	8,966.25	3,072.29
Dallas	23,788.82	13,227.04	6,000.00	945.40
Davis	514.26	3,877.15		800.00
Decatur	2,861.78	2,728.87	2,500.00	2,181.67
Delaware	1,232.87	501.77		3.90
Des Moines	10,882.50	13,966.53	10,500.00	423.75
Dickinson	2,592.08	3,784.92		399.52
Dubuque	3,073.98	963.75		10.89
Emmet	3,350.02	1,276.86		
Fayette	4,447.32	7,657.20		673.25
Floyd	10,391.56	9,238.39	48,000.00	496.88
Franklin	4,431.99	1,733.17		
Fremont	5,224.65	5,409.34		474.35
Greene	2,944.54	1,810.17		252.37
Grundy	3,127.06	3,800.63		1,187.05
Guthrie	4,872.41	3,977.02		1,088.90
Hamilton	6,004.50	4,339.83	5,000.00	6.00
Hancock	8,636.28	4,398.45	25.00	1,110.76
Hardin	22,566.73	8,653.73	1,000.00	4,012.00
Harrison	5,763.09	4,537.42		49.46
Henry	2,421.80	7,715.83	20,373.33	7,752.20
Howard	1,051.05	3,221.65		160.04
Humboldt	1,787.34	3,425.30	707.24	.30
Ida	2,307.59	4,362.62		
Iowa	6,601.88	5,831.30	1,400.07	228.75
Jackson	2,560.62	2,749.51		300.00
Jasper	8,845.82	18,950.25	13,323.28	3,049.30
Jefferson	987.03	2,208.60		36.00
Johnson	12,060.65	8,033.43	46,800.00	1,970.67
Jones	4,614.35	7,149.96	8,100.11	592.92

Total Debit or Credit	Credit: Paid for schoolhouses and sites	Paid on bonds and interest	Paid for library books	Transferred to other funds	Paid for other purposes	On hand June 30, 1911
$ 5,754.63	$ 368.97	$ 1,680.12		$ 116.96	$ 453.68	$ 2,594.90
5,458.54	1,097.04	615.00		1,069.36	211.39	2,460.75
3,906.87	1,072.21	1,430.23	$ 9.14	70.87	18.85	1,305.57
67,521.45	44,705.18	5,102.15	27.54	209.68	3,131.75	14,345.35
6,507.94	4,425.56	682.70			553.90	935.88
7,067.21	29.50	530.00			1,143.34	5,364.28
46,401.77	26,330.77	8,838.66		36.79	879.83	10,485.22
31,357.23	10,238.87	2,287.14		37.12	557.75	18,736.34
11,225.44	139.15	3,125.55	13.22	815.74	563.02	6,568.76
51,845.71	42,243.25	1,972.50		32.09	154.66	7,443.21
14,618.27	166.82	6,511.85		102.82	1,394.82	6,347.96
15,190.82	7,870.25	2,436.47		722.18	401.54	3,760.38
19,580.10	9,026.40	1,150.50	12.00	2,465.21	2,044.18	5,281.90
9,245.15	4,093.26	344.56		479.30	377.55	4,078.28
8,512.48	1,735.85	1,105.25		600.51	667.46	4,373.41
14,353.29	6,033.81	2,273.88		1,144.27	672.75	4,228.63
44,579.20	26,512.75	6,577.64			262.51	11,226.63
4,741.47		84.50		299.93	3,179.78	1,177.26
11,186.56	6,986.45	2,695.83		142.41	172.97	1,188.88
8,888.09	1,789.00	538.37		501.81	2,389.01	3,707.90
6,639.91	1,351.74	724.54		842.25	249.00	3,471.38
4,616.46	971.50	90.00		371.37	427.52	2,756.07
9,403.97	6,870.98	647.50			160.00	1,785.49
19,326.46	2,481.92	1,196.25		304.96	11,968.50	3,374.83
43,931.26	20,586.58	7,756.60		103.40	1,942.45	13,572.80
5,191.44	571.07	2,170.02		469.93		1,980.39
10,572.82	3,954.66	2,033.57	.70		1,095.82	2,547.56
1,458.54	50.30			19.47	219.63	1,149.14
34,872.78	17,160.97	1,063.87			2,543.58	8,566.36
6,777.35	1,970.99	586.00			75.05	2,920.18
4,048.62	136.15	436.00			469.53	2,764.94
4,626.88	800.00	1,650.00			150.95	2,025.93
13,777.77	1,761.88	4,454.10			251.91	6,309.88
68,156.83	21,700.00	27,339.00				19,057.74
6,170.16	158.80	113.00		238.41	115.02	5,564.93
11,108.34	311.45	3,788.00		278.51	419.66	6,310.72
5,067.68	737.40			1,046.32	739.72	2,488.64
8,114.74	2,463.87	597.76			1,143.97	3,879.14
9,068.33	3,108.84	2,715.68		202.00	97.25	3,814.56
15,440.33	8,461.29	2,210.95		55.90	1,557.43	3,154.76
14,170.49	4,312.32	214.53	22.63	975.04	1,731.82	6,913.35
36,222.46	17,512.42	7,687.67		1,700.00	3,202.68	6,729.69
10,349.97	3,027.55	417.93		485.50	2,501.65	3,919.34
38,263.16	19,862.91	6,751.46	92.33		509.11	10,987.35
4,432.74		1,600.00		2.72	1,534.40	1,295.62
5,920.18	1,060.77	802.60		916.34	1,555.54	1,584.93
6,670.21		200.00		1,367.17	60.50	5,042.54
14,152.00	3,770.52	884.58		97.07	1,218.34	8,181.49
5,640.13	1,221.45	315.00		137.33	124.35	3,842.00
44,168.65	24,647.47	5,247.36		167.69	4,044.58	10,061.55
3,231.93	932.69	565.70		536.33	234.57	962.64
20,903.75	56,123.60	100.50	2.20	87.38	1,848.48	10,741.59
20,457.34	11,139.87	2,246.66	6.76	3,608.93	318.33	3,136.79

ABSTRACT [B]—REPORTS OF COUNTY SUPERINTENDENTS—CONTINUED.

SCHOOL FINANCES

JULY 1, 1910, TO JUNE 30, 1911

FUND SCHOOLHOUSE

Counties	Debit				Credit						
	On hand July 1, 1910	Received from district tax	Received from sale of bonds	Received from other sources	Total Debit or Credit	Paid for schoolhouses and sites	Paid on bonds and interest	Paid for library books	Transferred to other funds	Paid for other purposes	On hand June 30, 1911
Keokuk	3,818.69	2,972.70	2,100.00	4,415.14	13,306.53	2,626.57	2,124.83		1,048.76	1,676.88	5,829.49
Kossuth	11,174.06	9,126.20	6,568.79	324.60	27,193.65	1,862.49	3,328.50		218.00	8,215.34	13,569.32
Lee	2,631.07	4,659.44	500.00	60.59	7,251.01	3,153.47	3,040.88			181.84	874.82
Linn	19,195.69	39,984.09	1,300.00	6,819.76	67,299.54	36,227.48	2,432.52		11,267.12	6,297.95	11,074.47
Louisa	923.81	2,806.45	1,500.00	56.48	5,286.74	2,062.35	484.77		25.45	541.36	2,172.81
Lucas	3,002.39	5,597.65		145.53	8,745.57	1,467.81	257.87		815.13	2,674.83	3,529.93
Lyon	9,475.22	10,947.01	111.70	3,307.81	23,841.74	3,751.05	9,266.38		887.27	1,229.90	8,707.74
Madison	1,538.51	309.92			1,848.43	656.45	293.41			105.20	793.37
Mahaska	1,959.37	12,419.87	4,121.65	9,226.11	27,727.00	18,633.16	4,758.58		195.79	388.86	3,730.61
Marion	4,709.05	7,929.77	17,600.00	1,354.08	31,592.90	6,713.20	20,465.00		43.47	335.23	4,036.00
Marshall	3,869.05	12,062.56	5,013.89	74.80	21,020.30	6,702.90	8,550.99		1,454.64	321.97	3,990.79
Mills	2,370.78	5,800.29		994.72	9,174.89	317.50	3,081.57		147.00	2,882.69	2,745.65
Mitchell	1,743.06	2,217.54	39,500.00	8,586.13	52,046.73	17,479.46	1,521.13		1,291.56	1,236.26	30,518.32
Monona	9,183.81	8,254.39	6,406.50	50.00	23,894.70	10,771.64	4,737.57		1,034.49	153.21	7,197.79
Monroe	6,438.34	7,020.27	7,000.00	3,439.70	23,898.31	9,292.92	3,382.38		602.27	4,269.91	6,350.83
Montgomery	1,760.78	2,147.69		316.83	4,225.30	1,242.90			1.05	1,085.72	1,895.63
Muscatine	1,112.62	854.93	8,026.44	1,284.88	11,278.87	1,159.36	383.44			1,334.98	8,410.09
O'Brien	7,188.03	5,820.82	6,527.10	2,874.97	22,410.92	11,659.31	2,000.00		550.57	2,507.69	5,693.35
Osceola	2,709.54	2,358.28			5,067.82		3,002.80		193.07		1,871.95
Page	10,438.98	15,827.22	500.00	510.12	27,276.32	3,155.05	6,189.50		189.61	299.52	17,442.64
Palo Alto	2,491.46	1,626.38	5,000.00	2,439.23	11,557.07	7,129.42			3.17	2,061.59	2,362.89
Plymouth	1,757.98	978.00			2,735.98				272.69	130.04	2,333.25
Pocahontas	6,037.21	5,696.59		3,286.70	15,020.50	1,399.84	4,360.48		571.31	453.55	8,235.32
Polk	81,283.09	121,089.55	407,500.00	9,569.73	619,422.37	233,172.39	50,153.96		636.84	97,715.71	237,743.47
Pottawattamie	10,878.18	12,487.01	1.76	3,820.71	27,187.66	20,046.73			100.67	1,580.63	5,459.63
Poweshiek	9,605.32	20,189.90		799.36	30,594.58	8,955.90	11,003.20		1,135.28	4,637.63	4,862.57
Ringgold	6,573.07	4,990.53		1,054.21	12,617.81	5,689.65	1,306.79		454.78	1,371.89	3,794.70
Sac	7,657.34	4,926.80		123.25	12,707.39	1,523.25	1,593.41		2,236.03	307.58	7,047.12
Scott	19,063.14	2,797.43	45.00	1,396.27	23,301.84	15,244.17	2,249.17		53.23	2,091.78	3,663.49
Shelby	4,213.22	2,516.34	1,000.00	125.40	7,851.96	2,428.63	1,568.80		17.56	751.40	3,085.57
Sioux	14,745.56	6,506.69		746.36	21,998.61	9,542.06	1,368.00		306.00	1,054.34	9,734.21
Story	8,151.88	9,748.29		100.28	18,000.45	470.25	3,271.64		2,501.93	6,103.04	5,653.59
Tama	6,639.19	4,569.88	1,634.99	1,720.33	14,564.39	3,534.16	3,001.47		350.61	1,196.61	6,481.54
Taylor	1,090.20	3,867.96	2,100.00	956.18	8,014.34	2,950.78	1,356.25		230.86	1,086.85	2,389.60
Union	6,979.30	4,996.32	800.00	208.80	12,984.42	3,804.55	2,351.10		352.52	3,479.35	2,996.90
Van Buren	1,211.17	1,488.84	8,000.00	355.41	11,055.42	5,314.24	557.00		282.48	993.11	3,908.59
Wapello	7,912.95	11,147.89	2,100.00	6,726.94	27,887.78	15,209.65	590.00		1,155.28	766.17	10,166.68
Warren	6,184.80	9,440.80	800.00	72.00	16,497.60	1,972.84	6,666.35		1,896.86	335.15	5,626.40
Washington	2,392.23	4,935.48	16,200.00	307.81	23,835.52	19,776.60	1,250.55			565.39	2,242.89
Wayne	3,400.58	2,985.40		625.00	7,010.98	769.39	944.92	1.27	1,935.15	87.90	3,272.35
Webster	5,951.64	10,987.48		3,280.46	20,210.58	3,114.12	1,017.78		1,745.94	1,723.24	12,609.50
Winnebago	865.41	1,282.54	8,014.24	7.92	10,170.11	500.00	634.25		.40		9,035.36
Winneshiek	7,101.55	4,718.28	5,600.00	166.33	17,586.16	5,774.93	2,689.70		669.84	572.84	7,878.85
Woodbury	34,039.12	46,006.52	5,000.00	24,858.44	109,904.08	64,641.44	18,832.87	18.00	712.60	18,822.34	6,876.83
Worth	631.30	1,136.65		1,277.39	3,045.94	925.00	295.25			280.51	1,544.58
Wright	2,441.71	7,886.34	1,500.00	285.20	12,113.25	3,281.38	3,791.24		115.68	228.81	4,696.14
Total	$ 658,609.56	$ 801,163.16	$ 792,463.47	$ 209,533.65	$ 2,461,769.84	$ 1,010,664.61	$ 335,636.59	$ 447.79	$ 67,318.12	$ 246,480.58	$ 801,222.15

CONTINGENT

Counties	Debit: On hand July 1, 1910	Debit: Received from district tax	Debit: Received from text books and supplies	Debit: Received from refunding and miscellaneous sources	Total debit and credit
Adair	$ 14,095.15	$ 16,641.39	$ 644.45	$ 676.83	$ 32,068.53
Adams	7,587.80	14,577.18	165.80	534.27	22,765.11
Allamakee	9,720.77	14,664.05	847.06	307.21	25,529.09
Appanoose	9,678.50	26,322.08	286.12	8,230.32	44,517.11
Audubon	18,941.62	15,304.75		302.57	29,528.94
Benton	16,200.90	25,013.47	224.83	1,723.72	43,352.92
Black Hawk	14,715.04	62,738.41	164.28	2,207.28	79,005.04
Boone	12,330.33	29,655.28	41.00	4,816.46	46,813.07
Bremer	8,467.57	17,550.46	995.06	2,188.10	29,200.89
Buchanan	13,657.70	22,463.76	244.06	1,308.37	37,674.79
Buena Vista	7,507.94	23,494.12	560.39	6,118.03	38,279.48
Butler	16,752.18	19,269.03	247.60	839.35	37,108.16
Calhoun	15,607.32	25,071.38	1,714.04	1,039.98	43,432.72
Carroll	13,629.60	19,294.15	1,678.71	1,392.14	35,344.90
Cass	12,876.62	26,671.67	900.47	895.55	42,344.31
Cedar	10,805.58	21,166.82	469.61	2,327.94	34,769.95
Cerro Gordo	9,507.43	40,620.20	1,857.62	1,484.66	53,469.92
Cherokee	9,515.86	22,640.46	74.52	608.03	32,839.28
Chickasaw	6,331.41	13,437.02	334.39	1,498.15	21,570.97
Clarke	5,612.20	10,791.22		877.66	17,281.08
Clay	7,127.58	21,165.78	704.81	3,800.68	32,807.85
Clayton	14,511.81	23,665.09	1,189.76	631.86	39,998.52
Clinton	20,830.73	75,094.85	653.12	885.52	97,464.22
Crawford	21,549.47	26,056.30	1,268.65	3,606.68	52,521.10
Dallas	17,396.03	32,328.79	1,023.87	1,321.64	52,070.33
Davis	4,263.26	9,987.24	58.91	652.43	14,967.94
Decatur	9,686.16	16,181.00	314.63	1,672.13	27,753.92
Delaware	12,540.01	18,087.92	24.51	190.93	30,843.37
Des Moines	10,890.68	40,192.54		6,782.46	57,865.68
Dickinson	5,660.95	14,894.65		1,248.91	21,804.51
Dubuque	11,335.28	47,303.70	181.60	271.76	59,092.34
Emmet	7,678.84	17,204.07	924.11	359.07	26,166.09
Fayette	14,073.25	27,115.18	149.10	1,253.86	42,591.39
Floyd	10,902.75	21,899.45	.75	544.22	33,347.17
Franklin	10,003.75	19,098.70	100.41	359.57	29,652.43
Fremont	9,074.75	20,722.71	258.43	2,760.72	32,816.61
Greene	10,703.66	18,196.39	913.22	1,860.39	31,674.27
Grundy	8,406.78	14,760.23		2,968.47	26,165.48
Guthrie	12,649.11	25,8.8.16	701.08	1,243.66	40,422.31
Hamilton	11,101.55	25,007.96	1,719.54	937.36	38,766.41
Hancock	13,617.00	22,742.30	1,625.26	1,140.77	39,125.33
Hardin	16,719.80	27,743.00	1,139.37	2,974.23	48,576.40
Harrison	13,795.36	27,348.31	44.67	5,337.09	46,525.43
Henry	8,418.05	18,389.68	105.20	3,808.35	30,720.68
Howard	9,407.26	11,087.97	22.12	60.96	20,578.31
Humboldt	9,902.66	13,874.25	66.30	533.66	24,376.87
Ida	11,243.96	12,592.82		1,591.76	25,428.54
Iowa	12,357.03	18,360.31	552.94	3,861.74	35,132.02
Jackson	14,948.46	23,306.55	607.35	1,488.55	40,350.91
Jasper	17,726.81	28,517.67	1,873.08	580.07	48,697.63
Jefferson	6,870.20	18,452.94	12.43	907.21	26,242.78
Johnson	8,358.91	30,148.86	92.85	1,515.90	40,116.52
Jones	10,823.53	20,109.37	1,051.00	1,176.44	33,160.34

COUNTY SUPERINTENDENTS—CONTINUED.

JULY 1, 1910, TO JUNE 30, 1911

FUND

Credit

Paid for fuel, repairs, insurance and janitors	Paid secretaries and treasurers	Paid for records and apparatus	Paid for library books	Paid for free text books	Paid for text books and general supplies	Paid for transportation	Paid for other supplies	On hand June 30, 1911
$ 14,396.06	$ 1,411.54	$ 952.74	$ 97.04	$ 455.95	$ 991.10		$ 1,035.03	$ 12,729.07
10,364.57	1,196.80	316.90	24.26	588.51	116.63	$ 20.00	2,972.47	6,964.97
10,683.71	1,273.58	359.30	109.02	150.97	1,341.27		1,248.16	10,363.08
25,745.45	1,296.37	244.56	161.90		821.89	175.00	2,592.88	13,479.06
12,120.58	1,246.52	395.06		865.19	44.32	168.55	2,117.53	12,570.29
23,491.27	2,460.73	68.31	55.16	57.75	1,378.22	409.03	1,412.88	14,419.57
42,793.73	2,208.11	3,789.09	204.55	86.47	6,715.07	15.00	3,336.60	10,796.02
22,291.94	2,386.01	703.29	115.22	1,927.42	506.73		7,339.43	11,643.03
14,226.62	1,321.89	340.41	57.28	1,030.24	347.09	22.50	1,363.04	10,491.82
15,095.14	1,573.50	417.04	79.51	34.18	1,510.17		3,990.33	14,974.92
15,235.08	1,499.59	832.38	323.75		3,295.51	4,401.39	5,271.56	7,420.22
14,376.01	1,655.04	395.80	261.13	217.70	1,594.24	7.06	2,789.33	15,901.85
19,056.16	1,957.62	1,186.45	331.93	513.60	3,698.60		2,281.31	14,406.96
15,833.69	1,949.63	288.08	23.40	1,017.23	2,395.45	87.00	1,671.08	12,079.34
20,223.32	1,841.75	189.05	86.85	340.87	1,878.25		1,247.87	16,506.35
17,343.48	1,983.82	204.54	125.93	163.87	1,503.71	129.40	1,768.70	11,496.50
23,723.95	2,291.22	2,607.28	459.38	66.50	2,555.15	87.50	5,884.84	15,794.10
16,968.33	1,966.27	209.19	76.04		1,879.41	158.50	1,600.83	10,000.71
11,048.39	981.52	338.57	13.73	9.75	511.99		2,050.84	6,616.25
10,470.84	1,131.64	24.00	51.63	51.76	666.29		707.45	4,171.56
13,858.80	1,292.89	196.99	96.10	154.87	2,051.88	4,501.80	3,694.15	6,960.37
15,321.19	1,947.40	463.99	105.41	580.13	2,342.31		2,352.56	16,885.53
50,078.39	2,849.26	1,058.45	217.03	3,496.54	1,832.98		17,599.24	20,332.33
21,763.88	2,239.34	457.92	160.88	18.50	5,225.41	105.60	4,646.85	17,912.72
22,453.18	1,964.19	1,085.81	228.09	238.42	2,037.37	339.70	5,240.23	18,483.34
9,331.80	1,091.58	6.75	16.85		538.33		348.34	3,434.29
15,277.10	1,257.29	94.27	114.84		996.56	55.32	3,063.59	6,894.95
14,242.69	1,445.58	631.17	99.85		1,397.24	53.48	1,345.14	11,628.22
26,708.95	1,644.64	1,113.06	253.03	157.04	9,656.86		8,255.69	10,076.41
9,069.24	1,010.52	156.93	70.99		435.74	2,588.00	535.39	7,337.79
31,917.37	3,171.88	143.78	344.62	34.33	81.21	16.00	10,965.69	12,427.46
10,335.69	938.05	1,191.08	62.64		2,160.30	3,287.44	1,230.51	6,960.38
24,087.22	1,881.59	204.49	56.98		910.45		1,379.12	14,071.54
18,862.42	1,111.83	2,585.55	24.04		792.21	309.50	1,899.46	7,762.16
14,563.88	1,740.19	57.05	21.91	4.15	294.96		1,976.73	10,993.56
15,018.25	1,191.96	1,348.27	312.98	27.36	1,086.99	49.00	2,877.62	10,904.18
16,500.61	1,664.36	469.49	115.06		1,947.68		1,951.15	8,935.92
13,186.23	**1,411.39**	**293.78**	**69.10**		3.57	6.60	2,575.08	8,669.73
19,719.83	1,317.03	1,281.80	61.09		709.27		3,026.19	14,307.10
17,777.93	1,533.68	78.24	56.03	44.45	3,639.07	370.85	2,772.79	12,493.07
13,115.98	1,490.15	1,101.63	149.15	597.57	2,589.85	631.76	2,545.49	16,993.75
21,314.16	1,669.67	411.15	95.46	1,715.28	2,297.95	357.52	3,322.32	18,263.49
30,157.32	1,986.19	188.14	98.23	606.62	2,843.80		2,305.00	8,279.33
15,149.46	1,415.40	674.22	123.94	91.08	590.13		4,025.29	8,651.16
11,518.96	942.79	461.97	42.50	11.10	633.57	40.00	495.55	6,431.96
9,667.13	1,084.57	259.80	173.01		1,237.86	264.17	3,543.40	8,146.84
12,994.12	1,245.70	317.01	75.00	82.98	653.86	402.50	784.14	8,873.23
15,845.97	1,951.07	310.41	135.48		2,072.32		4,508.98	10,307.79
18,545.90	2,026.16	572.05	68.29		2,078.88	550.50	3,722.14	12,786.99
21,350.28	2,057.58	374.12	79.14		3,430.83	129.50	6,403.40	14,872.78
15,054.12	1,184.67	435.13	158.41	2.35	962.84	136.89	1,326.43	6,991.94
21,887.32	1,897.33	838.87	103.93	64.98	3,701.32	292.85	2,689.45	8,640.47
16,463.58	1,397.57	305.42	153.06		1,626.77	222.50	2,899.01	10,092.43

ABSTRACT [B]—REPORTS OF

SCHOOL FINANCES

CONTINGENT

Counties	Debit				
	On hand July 1, 1910	Received from district tax	Received from text books and supplies	Received from schoolhouse and other sources	Total debit and credit
Keokuk	9,736.66	21,755.83	24.37	1,060.45	32,577.31
Kossuth	24,972.54	27,160.61	444.17	729.81	53,307.13
Lee	6,407.98	35,250.56	89.60	12,808.64	54,557.18
Linn	14,939.69	87,546.18	751.04	5,101.55	108,338.46
Louisa	6,631.28	14,835.64	610.22	725.94	22,803.08
Lucas	6,900.54	10,772.66	78.05	1,436.76	19,188.01
Lyon	10,970.65	19,303.07	37.33	2,577.69	32,888.74
Madison	10,990.39	15,721.20	1,309.68	692.72	28,713.99
Mahaska	12,024.37	25,440.29	244.58	2,835.17	40,544.41
Marion	16,413.93	20,863.35	1,204.87	626.21	39,108.36
Marshall	14,352.01	42,184.75	2,853.93	1,084.15	60,474.84
Mills	10,859.10	16,783.38	1.50	1,920.88	29,564.86
Mitchell	8,628.36	17,002.46	1.90	2,695.43	28,328.15
Monona	17,628.17	23,722.54	58.39	1,483.85	42,892.95
Monroe	8,429.95	18,812.11	520.09	977.41	28,739.56
Montgomery	14,338.81	23,657.11	962.65	338.86	39,297.43
Muscatine	11,347.80	34,428.85	2,882.64	3,132.27	51,791.56
O'Brien	10,159.08	24,037.67	1,872.19	3,703.04	39,771.98
Osceola	7,967.48	10,855.14	600.00	68.36	19,490.98
Page	9,224.14	31,922.54	256.32	4,276.29	45,679.29
Palo Alto	7,565.69	17,141.30	265.67	1,278.01	26,250.67
Plymouth	14,496.30	26,257.50	----------	992.57	41,746.37
Pocahontas	8,639.18	21,946.89	561.29	735.67	31,874.03
Polk	22,350.32	155,857.83	7,899.35	11,420.79	197,528.29
Pottawattamie	36,511.96	70,867.78	1,568.77	2,206.03	111,154.54
Poweshiek	18,481.90	27,283.97	1,227.33	1,554.88	48,548.08
Ringgold	7,365.63	12,835.13	15.20	775.53	20,991.49
Sac	13,029.48	20,908.75	173.59	3,390.55	37,502.37
Scott	21,947.40	89,085.65	10,611.02	3,024.24	124,668.31
Shelby	15,225.80	21,830.32	648.01	410.00	38,114.13
Sioux	37,896.58	31,655.24	598.67	2,614.76	52,766.65
Story	10,943.20	31,091.49	919.08	7,708.73	50,662.50
Tama	23,993.49	26,456.45	----------	1,024.25	51,474.19
Taylor	8,896.69	18,673.04	676.50	989.08	29,235.31
Union	10,324.30	17,968.01	2,041.29	516.89	30,850.49
Van Buren	8,776.74	11,280.82	201.89	1,212.26	21,471.71
Wapello	9,165.54	40,729.09	1,879.63	1,520.36	53,294.62
Warren	12,743.01	21,208.66	1.50	772.08	34,815.25
Washington	12,381.72	21,812.76	39.79	4,618.94	38,853.21
Wayne	11,972.18	12,470.86	110.00	3,096.57	27,649.61
Webster	14,049.12	37,007.01	59.74	2,112.98	53,228.85
Winnebago	5,443.87	21,709.02	1,307.63	735.67	29,196.19
Winneshiek	12,560.21	15,999.71	67.59	1,054.66	29,682.17
Woodbury	34,195.59	95,160.38	287.35	3,300.50	132,943.82
Worth	6,803.14	10,814.37	19.43	123.23	17,760.17
Wright	16,440.37	26,491.67	132.45	227.99	43,292.48
Total	$ 1,228,500.58	$ 2,672,079.12	$ 74,996.45	$ 203,577.58	$ 4,179,153.73

COUNTY SUPERINTENDENTS—CONTINUED.

JULY 1, 1910, TO JUNE 30, 1911

FUND

Credit								
Paid for fuel, repairs, insurance and janitors	Paid secretaries and treasurers	Paid for records and apparatus	Paid for library books	Paid for free text books	Paid for text books and general supplies	Paid for transportation	Paid for other supplies	On hand June 30, 1911
18,085.63	1,968.42	541.85	145.76	249.49	679.82	----------	2,423.84	8,482.50
24,880.55	2,105.89	1,331.03	74.65	171.26	1,465.05	828.00	3,102.40	19,348.30
26,121.46	1,734.30	75.05	52.62	25.10	2,417.65	50.00	16,940.53	7,140.47
49,447.03	4,034.30	2,387.03	492.06	3,149.66	18,334.14	32.00	14,466.78	15,996.06
12,238.69	1,097.41	594.02	167.21	2.45	365.04	----------	1,313.23	7,025.03
10,046.50	1,534.03	26.83	69.40	91.36	460.19	12.00	2,384.70	4,563.00
18,526.93	1,984.67	104.52	4.45	----------	830.96	----------	1,737.94	9,689.27
14,095.96	1,267.90	828.24	34.24	5.00	1,868.12	90.00	1,725.88	8,798.65
19,850.86	2,172.24	566.41	199.52	36.05	1,545.50	22.25	4,739.17	11,412.41
17,181.18	2,092.64	117.90	93.16	2,117.51	298.61	20.60	3,292.95	13,893.81
27,425.30	1,955.21	1,939.74	112.90	2,357.24	2,925.40	2,647.94	6,915.19	14,195.92
14,049.97	1,598.69	48.39	19.95	170.83	797.50	----------	2,224.87	10,654.66
13,692.23	1,136.21	483.74	7.50	----------	1,538.07	1,152.00	707.30	9,611.10
19,926.57	1,427.07	162.41	84.38	----------	1,530.14	37.00	977.28	18,748.10
13,655.58	1,578.46	854.08	229.41	1.47	537.92	----------	1,938.24	9,944.40
17,851.05	1,326.04	530.80	60.92	2,679.46	2,975.35	----------	1,148.96	12,724.85
23,159.65	2,035.01	44.24	43.74	6.05	6,049.85	8.00	4,718.92	15,726.10
22,403.71	1,626.73	927.83	244.80	----------	2,618.28	126.13	2,516.00	9,308.50
7,752.33	968.50	485.75	----------	----------	120.17	----------	1,095.09	9,069.14
24,997.34	1,755.25	244.93	156.09	447.33	2,453.20	----------	4,184.33	11,440.82
12,796.68	1,144.81	769.60	119.79	----------	750.32	524.95	2,237.90	7,906.62
20,801.17	2,647.65	2,018.54	150.03	100.00	----------	29.50	1,501.46	14,498.02
17,002.09	1,481.90	626.58	47.32	499.38	1,120.38	72.78	1,234.24	9,789.36
125,767.01	6,447.70	5,088.59	218.26	8,281.42	18,139.16	428.00	7,228.86	25,929.29
58,346.75	3,941.91	616.60	61.30	2,828.66	1,350.50	1,752.10	6,328.46	35,928.26
22,773.92	1,456.15	587.15	51.13	701.89	2,995.76	38.35	2,009.44	17,934.29
12,694.00	1,261.59	327.36	4.20	543.52	675.41	138.50	1,116.13	4,230.78
17,682.75	1,258.94	207.23	164.55	----------	695.71	429.00	3,972.45	13,091.74
62,387.86	3,637.38	984.17	679.09	14.65	14,834.26	----------	23,045.21	19,085.69
15,784.55	2,029.82	115.70	264.99	----------	2,006.26	----------	1,134.03	16,778.78
23,152.85	2,663.27	1,568.76	203.14	291.29	2,341.85	75.00	2,671.12	19,799.37
21,137.51	1,752.35	1,423.06	136.80	607.67	3,054.46	946.60	11,199.96	10,404.09
22,764.49	2,364.42	206.53	49.64	143.15	2,602.26	23.75	1,596.12	21,723.83
16,243.51	1,613.47	1,247.37	155.00	52.76	909.88	----------	1,571.78	7,441.54
15,200.00	1,306.97	889.30	58.65	526.80	2,663.59	10.15	239.98	9,955.05
10,361.33	1,188.94	97.58	287.60	----------	779.85	402.25	1,888.57	6,462.59
31,990.72	1,656.64	4,547.55	17.42	22.10	4,002.41	790.57	2,872.61	7,394.60
15,105.34	1,568.28	145.30	30.12	199.90	3,112.83	17.38	3,484.95	11,151.15
16,233.49	1,521.61	125.18	105.71	31.97	69.27	2,145.28	6,945.70	11,675.00
14,132.48	1,213.72	303.58	313.26	54.38	168.77	----------	1,828.33	9,635.09
26,998.14	2,331.80	3,400.77	140.23	15.52	578.08	15.00	5,974.74	13,774.57
14,205.97	1,092.90	476.74	110.91	6.40	2,427.09	3,478.55	2,156.48	5,241.15
14,700.95	1,681.75	29.49	43.14	9.03	1,484.14	37.50	1,787.49	9,908.68
57,584.91	3,548.33	28,683.30	331.94	363.63	10,073.41	3,724.42	3,346.85	25,287.03
8,551.68	688.59	743.66	35.00	553.69	124.71	397.37	513.09	6,152.38
18,559.35	1,368.31	864.41	130.63	16.44	1,689.63	475.00	4,765.55	15,423.16
$2,047,684.29	$174,685.23	$101,420.71	$ 12,803.84	$ 42,789.62	$225,252.34	$41,370.33	$349,143.29	$1,184,004.08

ABSTRACT [B]—REPORTS OF

SCHOOL FINANCES

Counties	SCHOOL BUILDING			
	Debit			
	On hand July 1, 1910	Received from district tax	Received from sale of school funding bonds	Received from other sources
Adair	$ 2,743.52	$ 3,082.09		
Adams		1,234.97		$ 1,014.53
Allamakee	195.10	155.0		
Appanoose		88.0		
Audubon	59.18	3,007.88	$ 2,500.00	
Benton	1,942.41	4,283.68	10,017.81	656.89
Black Hawk	250.05	7,712.50	13,037.45	
Boone	26,012.23	17,692.67		637.33
Bremer	273.50			100.00
Buchanan	476.07	1,677.51		
Buena Vista	433.35	1,797.43		
Butler	1,043.32	1,705.02		
Calhoun	802.30	1,993.64		
Carroll	2,630.59	4,081.58		640.43
Cass				
Cedar	1,308.72	7,167.94		819.40
Cerro Gordo		1,245.44		
Cherokee	1,441.96	5,132.41		238.94
Chickasaw	1,134.02	694.33		13.20
Clarke	290.72	424.95		
Clay	2,028.05	1,949.45		
Clayton	294.73	2,345.60	1,500.00	
Clinton	2,575.82		5,188.77	
Crawford		3,665.48		
Dallas	716.14	762.00		281.72
Davis	1,861.35	2,387.55		
Decatur	85.24	1,189.25		472.61
Delaware	450.54	2,237.40		
Des Moines	1,452.69	7,714.35		13.94
Dickinson	983.54	739.88		123.85
Dubuque		17,940.00		
Emmet	2,477.17	8,371.49		30.00
Fayette	1,190.00	3,609.48		106.37
Floyd	319.62	1,524.74		65.63
Franklin	63.90	838.21		
Fremont	441.32		6,000.00	
Greene	1,689.06	2,948.92		
Grundy	593.70	3,746.62		67.96
Guthrie			3,019.72	
Hamilton	3,423.74	3,684.58	7,000.00	
Hancock	1,576.32	2,234.64		
Hardin	75.68	193.67	1,000.00	82.48
Harrison	3,561.34	5,066.47		59.88
Henry				
Howard		2,530.54		2.72
Humboldt	87.80	48.29		59.42
Ida				
Iowa	789.00	2,535.20	1,200.00	123.03
Jackson	163.58	427.22		
Jasper	872.50	2,315.49	1,000.00	1,520.60
Jefferson	1,502.27	5,977.98		30,125.25
Johnson		1,166.50		123.60
Jones	32.80	1,599.16		.01

COUNTY SUPERINTENDENTS—CONTINUED

JULY 1, 1910, TO JUNE 30, 1911

BOND FUND

Total debit or credit	Credit			
	Paid on school building bonds	Paid interest on school building bonds	Paid for other purposes	On hand June 30, 1911
$ 5,826.12	$ 2,500.00	$ 1,000.00	$ 58.00	$ 2,268.12
2,949.50	1,125.00	295.00		829.50
350.12			305.35	44.77
88.04				88.04
5,566.98	1,500.00	643.55	2,963.72	460.71
16,900.79	2,227.50	1,960.00	660.26	12,044.03
21,000.00	18,000.00	3,000.00		
44,343.23	1,814.84	335.88	9,156.31	33,035.20
373.50		340.00		33.50
2,153.58	1,117.70	193.71	35.28	806.89
2,259.78	95.58	1,339.70	.36	814.74
2,748.54	750.00	507.63		1,490.91
2,705.94	268.42	1,391.35	218.97	887.20
7,352.60	1,815.00	1,472.40	1,904.22	2,160.98
9,236.06	4,200.00	2,853.50	152.07	2,030.49
1,245.44				1,245.44
6,813.31	4,000.00	1,356.52	727.55	729.24
1,841.55	645.57	677.50		518.48
715.67	568.82	24.39	44.09	78.46
3,977.50	1,700.00	121.72	.50	2,155.28
4,140.33	1,800.00	161.31	1,348.86	830.16
7,764.59	2,750.00	1,991.15		3,023.44
3,665.48		990.25	982.80	1,692.43
1,759.86	1,150.25	101.50	131.47	376.64
4,248.90	3,000.00	540.00		708.90
1,747.10	1,200.00	463.70	65.05	18.35
2,687.94	2,000.00	435.80		252.14
9,180.98		8,002.76		1,178.22
1,847.27	200.00	838.10		809.17
17,940.00	14,000.00	3,940.00		
10,878.66		1,300.00		9,578.66
4,905.87	2,353.90	839.86		1,712.09
1,909.20	525.47	1,080.00		304.53
902.11	413.55	112.50		376.06
6,441.32			6,027.85	413.47
4,637.98	3,000.00	1,010.25		627.73
4,408.28	1,200.00	1,376.66	518.41	1,313.21
3,019.72				3,019.72
14,108.32	9,500.00	1,708.20		2,880.12
3,819.96	1,450.00	785.93		1,575.03
1,351.23	103.74		1,058.60	188.89
8,687.69	1,400.00	3,555.90	50.30	3,681.49
2,533.26			2,487.43	45.83
195.51	112.50		50.00	33.01
4,147.23	1,200.00	71.69	1,482.09	1,393.45
590.80		288.75		302.05
5,708.59	2,842.50	484.00	1,152.90	1,229.49
37,605.50	7,100.00	1,365.92	24,200.90	4,938.68
1,290.10	1,143.74	48.00		98.36
1,631.97	400.00		435.47	796.50

ABSTRACT [B]—REPORTS OF

SCHOOL FINANCES

COUNTY SUPERINTENDENTS—CONTINUED.

JULY 1, 1910, TO JUNE 30, 1911

BOND FUND

Counties	SCHOOL BUILDING			
	Debit			
	On hand July 1, 1910	Received from district tax	Received from sale of school funding bonds	Received from other sources
Keokuk	1,400.73	5,361.65		1,000.00
Kossuth	2,427.44	1,335.00		957.50
Lee	172.64	1,967.13		140.70
Linn	117,767.84	35,926.86	51,100.00	9,771.32
Louisa	1,293.78	2,356.27		
Lucas	1,077.73			
Lyon	1,624.00	3,570.59	3,160.18	
Madison	7,178.69	2,664.71		225.74
Mahaska	4,874.95	1,336.48		
Marion				
Marshall	484.50	1,545.00		60.00
Mills				
Mitchell	1,180.27	1,359.97		1,172.85
Monona	285.55	2,005.77		171.60
Monroe	838.40	5,114.15		213.32
Montgomery	199.71	4,336.98		
Muscatine	1,105.70	15,140.75		1,405.80
O'Brien	3,867.82	2,805.10		17.67
Osceola	751.68	1,470.88		
Page				
Palo Alto	1,447.92	2,193.46		
Plymouth	830.78	4,240.00		
Pocahontas	1,082.16	2,040.86		
Polk	1,301.93	44,275.11	210,000.00	649.95
Pottawattamie	1,954.46	21,594.67	9,000.00	2,186.23
Poweshiek	49.43	1,470.55		
Ringgold				
Sac	2,100.19	3,693.00		623.10
Scott	3,213.45	34,563.40		
Shelby				
Sioux	726.25	602.41		361.98
Story	1,614.30	5,134.15		.55
Tama	3,020.62	6,013.77		
Taylor	552.39	3,507.67		
Union	1,626.21	4,067.24		
Van Buren	27.85	1,209.07		
Wapello	2,502.84	4,621.76		
Warren	543.58			1,705.20
Washington	592.45	1,796.08	1,200.00	
Wayne	3,760.04	7,553.19		1,839.55
Webster	1,551.25	6,067.54		79.70
Winnebago	2,047.18	2,117.35		129.11
Winneshiek	269.28	1,162.96		
Woodbury	1,153.51	267.13		
Worth	1,166.56	2,235.79		
Wright	117.16	180.00		.27
Total	$ 249,647.76	$ 401,832.14	$ 325,923.93	$ 60,091.93

Total debit or credit	Credit			
	Paid on school building bonds	Paid interest on school building bonds	Paid for other purposes	On hand June 30, 1911
7,762.38	2,536.05	2,221.81	1,710.07	1,294.45
4,719.94	1,000.00	237.50	2,583.91	898.53
2,280.47	2,034.54	245.93		
214,566.02	64,075.00	12,120.32	119,948.53	18,422.17
3,650.05	2,000.00	315.00		1,335.05
1,077.73		215.00		862.73
8,354.77	3,500.00	1,083.27	1,538.85	2,232.65
10,069.14	2,650.00	845.00	1,100.00	5,474.14
6,211.43	1,500.00	460.00	3,498.80	752.63
2,089.50	1,484.50	605.00		
3,713.09	3,500.00	161.00		52.09
2,462.92		1,950.00		512.92
6,165.87	4,100.09	1,550.20		515.58
4,536.69	3,000.00	745.00		791.69
17,652.25	11,515.61	3,222.64	1,014.91	1,899.09
6,690.59	1,500.00	1,968.33		3,222.26
2,222.56		1,218.83		1,003.73
3,641.38	1,000.00	772.47		1,868.91
5,070.78	1,000.00	2,104.60	5.38	1,960.80
3,123.02	355.55	595.40		2,172.07
256,226.99	210,950.00	44,074.47		1,202.52
34,735.36	19,700.00	11,818.80	428.62	2,787.94
1,519.98	1,300.00	156.35	56.77	6.86
6,416.29	1,500.00	2,481.17	10.04	2,425.08
37,776.85	20,500.00	12,936.10	5.34	4,335.41
1,690.64	500.00	600.50	590.14	
6,749.00	2,400.00	2,477.85	142.59	1,728.56
9,034.39	2,900.00	1,713.00		4,421.39
4,060.06	1,946.00	744.48	28.52	1,341.06
5,693.45	2,800.00	1,547.35	193.34	1,152.76
1,236.92		301.01		935.91
7,124.60	105.00			7,019.60
2,248.78		176.00		2,072.78
3,588.53	1,000.00	705.00		1,883.53
13,152.78	6,000.00	2,450.30	1,732.51	2,969.97
7,698.49		5,475.60	13.51	2,209.38
4,293.64	800.00	444.00	1,931.97	1,117.67
1,432.24	800.00	173.40	64.85	393.99
1,420.64			451.73	968.91
3,402.35	750.00	516.70	116.19	2,019.46
297.43		84.19		213.24
$ 1,037,495.76	$ 481,906.52	$ 169,838.56	$ 193,384.38	$ 192,366.30

ABSTRACT [B]—REPORTS OF COUNTY SUPERINTENDENTS—Con.

SCHOOL FINANCES—INTEREST BEARING INDEBTEDNESS JUNE 30, 1911.

Counties	Outstanding Bonds and Interest Bearing Warrants		
	Bonds	Warrants	Total
Adair	$ 23,500.00		$ 23,500.00
Adams	16,442.94	$ 410.00	16,852.94
Allamakee			
Appanoose			
Audubon			
Benton	22,950.00		22,950.00
Black Hawk	715.00	25,341.61	26,056.61
Boone	19,600.00	641.91	20,241.91
Bremer	56,200.00		56,200.00
Buchanan	49,265.25	5,186.00	54,449.25
Buena Vista			
Butler	10,500.00		10,500.00
Calhoun	64,500.00	9,278.86	73,778.86
Carroll	72,450.00	400.00	72,850.00
Cass	25,000.00		25,000.00
Cedar	55,000.00	1,787.20	56,787.20
Cerro Gordo	80,500.00	27,706.05	108,206.05
Cherokee	14,700.00	1,409.91	16,109.91
Chickasaw	20,800.00	162.66	20,962.66
Clarke	1,287.80	146.70	1,434.50
Clay	12,500.00	2,602.50	15,102.50
Clayton	3,800.00	134.00	3,934.00
Clinton	139,450.00	9,898.16	149,348.16
Crawford	28,500.00	1,211.75	29,711.75
Dallas	64,000.00	8,738.82	72,738.82
Davis	10,000.00		10,000.00
Decatur	18,279.34	510.40	18,789.74
Delaware	9,100.00	365.30	9,465.30
Des Moines	200,000.00	11,383.96	211,383.96
Dickinson	17,900.00	1,080.89	18,980.89
Dubuque	88,000.00		88,000.00
Emmet	3,000.00	1,282.50	4,282.50
Fayette	17,102.71	761.19	17,923.90
Floyd	63,300.00	7,392.93	70,692.93
Franklin	8,000.00	75.00	8,075.00
Fremont	10,800.00	2,802.31	13,602.31
Greene		495.67	495.67
Grundy	26,800.00	771.27	27,571.27
Guthrie	27,000.00		27,000.00
Hamilton	41,500.00	2,517.08	44,017.08
Hancock	13,700.00	1,125.00	14,825.00
Hardin	15,600.00	1,200.00	16,800.00
Harrison	50,300.00	142.79	50,442.79
Henry			
Howard			
Humboldt	26,000.00	1,886.11	27,886.11
Ida			
Iowa	42,650.00		42,650.00
Jackson	7,400.00		7,400.00
Jasper	64,922.00	16,166.30	81,088.30
Jefferson	37,800.00	826.73	38,626.73
Johnson	46,000.00		46,000.00
Jones	19,500.00	2,175.17	21,675.17
Keokuk	36,637.88	1,652.46	38,290.34
Kossuth	28,500.00	593.47	29,093.47

ABSTRACT [B]—REPORTS OF COUNTY SUPERINTENDENTS—Con.

SCHOOL FINANCES—INTEREST BEARING INDEBTEDNESS JUNE 30, 1911.

Counties	Outstanding Bonds and Interest Bearing Warrants		
	Bonds	Warrants	Total
Lee	71,270.00	38,250.08	109,520.08
Linn	305,800.00	791.91	306,591.91
Louisa	5,000.00	3,087.64	8,087.64
Lucas	1,751.67		1,751.67
Lyon	41,900.00		41,900.00
Madison	27,750.00	2,191.59	29,941.59
Mahaska	40,400.00		40,400.00
Marion	21,383.80	1,519.50	22,903.30
Marshall	101,825.00	10,513.01	112,338.01
Mills	26,900.00	1,000.00	27,900.00
Mitchell	49,500.00	257.00	49,757.00
Monona	19,000.00		19,000.00
Monroe	51,994.87	1,187.44	53,182.31
Montgomery	14,000.00		14,000.00
Muscatine	70,800.00		70,800.00
O'Brien	45,000.00	3,496.34	48,496.34
Osceola	21,500.00		21,500.00
Page	51,529.28	1,832.33	53,361.61
Palo Alto	18,000.00	5,728.20	23,728.20
Plymouth	43,500.00		43,500.00
Pocahontas	19,744.45	3,427.69	23,172.14
Polk	1,306,100.00	45,636.95	1,351,736.95
Pottawattamie			
Poweshiek	28,750.00	65.93	28,815.93
Ringgold	5,200.00		5,200.00
Sac	52,400.00		52,400.00
Scott	365,500.00	346.55	365,846.55
Shelby			
Sioux	35,500.00		35,500.00
Story	92,050.00	4,848.95	96,898.95
Tama	38,600.00	14,266.97	52,866.97
Taylor	31,330.00	15.00	31,345.00
Union		20.83	20.83
Van Buren	26,378.34	508.75	26,887.09
Wapello	92,750.00	40,075.97	132,825.97
Warren	30,000.00	428.30	30,428.30
Washington	27,000.00	1,998.07	28,998.07
Wayne	44,200.00	1,788.90	46,088.90
Webster	109,550.00	14,615.96	124,165.96
Winnebago	13,000.00		13,000.00
Winneshiek	9,550.00	1,100.00	10,650.00
Woodbury	7,940.00	37,429.44	45,369.44
Worth	16,000.00	372.40	16,372.40
Wright	32,000.00	1,742.96	33,742.96
Total	$ 5,123,958.33	$ 389,793.32	$ 5,513,751.65

ABSTRACT [C]—REPORTS OF

CERTIFICATES ISSUED BY EDUCATIONAL BOARD OF

Counties	First Grade		Second Grade		Third Grade		Provisional		Special		Kindergarten		No. Certificates Issued	
	Male	Female	Male	Female	Male	Female	Male	Female	Male	Female	Female		Male	Female
Adair	1	27	2	32	----	14	5	19	----	1	----		8	93
Adams	1	24	5	37	----	22	2	25	----	1	----		8	109
Allamakee	----	20	4	54	2	42	3	37	----	----	----		9	153
Appanoose	3	20	14	92	11	63	5	24	----	1	----		33	200
Audubon	1	8	----	31	3	11	6	31	----	----	----		10	81
Benton	8	28	8	77	7	36	12	58	----	3	1		35	203
Black Hawk	2	32	11	104	7	53	1	50	2	3	1		23	243
Boone	----	8	2	47	2	39	1	78	1	1	1		6	174
Bremer	1	13	4	37	1	24	5	24	----	1	----		11	99
Buchanan	2	28	5	80	4	50	2	26	----	1	----		13	185
Buena Vista	----	25	2	71	2	45	3	26	----	----	1		7	168
Butler	3	23	4	52	1	25	3	32	----	----	----		11	132
Calhoun	----	22	1	70	1	36	3	34	----	2	----		5	164
Carroll	3	24	6	57	4	25	4	30	----	----	----		17	145
Cass	----	12	1	62	----	24	6	28	----	----	----		7	126
Cedar	----	13	6	60	7	25	4	28	----	----	----		17	125
Cerro Gordo	----	24	2	60	----	33	6	24	----	3	2		8	146
Cherokee	3	10	3	75	1	34	1	13	----	----	----		8	141
Chickasaw	----	14	11	62	7	56	6	55	----	1	----		24	188
Clarke	6	10	7	45	9	29	8	36	----	1	----		30	121
Clay	----	4	9	50	6	42	7	30	----	1	----		22	127
Clayton	4	15	2	63	4	36	5	38	----	----	----		15	152
Clinton	3	33	2	125	1	54	3	7	1	7	----		20	226
Crawford	3	21	5	52	2	43	2	64	----	----	1		12	181
Dallas	2	32	1	79	2	40	6	39	----	----	----		11	190
Davis	1	9	6	32	6	30	3	10	----	----	----		16	81
Decatur	4	15	9	70	5	45	----	8	----	1	----		18	139
Delaware	1	13	2	41	3	33	2	54	1	----	----		9	141
Des Moines	----	12	5	42	4	19	8	27	3	9	9		20	118
Dickinson	----	12	----	19	1	18	1	27	----	----	----		2	76
Dubuque	4	108	1	79	1	50	5	21	2	10	12		13	280
Emmet	1	21	1	45	----	14	2	18	----	----	----		4	98
Fayette	4	27	2	95	2	44	8	53	----	----	----		16	219
Floyd	----	18	----	55	1	39	3	32	1	3	----		5	147
Franklin	2	24	10	66	6	37	----	37	----	1	----		18	165
Fremont	1	15	1	55	6	35	----	57	----	----	----		8	162
Greene	3	15	4	74	2	43	8	47	1	1	----		18	180
Grundy	2	10	3	41	1	27	1	26	----	1	----		7	105
Guthrie	6	27	6	67	5	34	19	74	----	----	----		36	202
Hamilton	4	17	1	83	4	29	6	38	----	1	2		15	170
Hancock	7	16	1	42	----	34	----	17	----	----	----		8	109
Hardin	1	37	10	52	10	59	10	34	1	1	----		32	183
Harrison	2	30	4	69	2	36	5	37	----	1	----		13	173
Henry	5	6	18	73	20	78	3	6	----	4	2		46	169
Howard	----	2	4	55	3	32	8	48	----	----	----		15	137
Humboldt	1	19	3	35	----	30	4	26	----	----	----		8	108
Ida	2	2	1	82	3	26	1	9	----	----	----		7	119
Iowa	3	5	7	37	3	34	7	35	----	1	----		20	112
Jackson	2	10	5	72	7	29	9	50	----	1	----		23	162
Jasper	----	20	10	68	2	46	8	69	1	3	----		21	206
Jefferson	----	9	1	34	----	43	4	36	1	1	1		6	124

COUNTY SUPERINTENDENTS

EXAMINERS, JULY 1, 1910, TO JUNE 30, 1911.

No. applicants rejected		No. examined		Different persons licensed		Average age of applicants		No. with no experience in teaching		Taught less than one year		No. holding state licenses		No. who are members of reading clubs	
Male	Female	Male	Female	Male	Female	Male	Female	Male	Female	Male	Female	Male	Female	Male	Female
----	30	8	123	9	110	20	26	5	47	1	9	4	7	----	55
2	53	10	162	7	164	33	23	----	21	3	15	4	4	3	52
3	81	12	234	9	153	20	21	4	57	----	18	3	6	----	18
26	98	59	298	33	200	18	20	19	70	7	35	----	----	----	40
----	33	10	114	8	62	25	23.5	2	14	1	3	2	8	----	----
7	68	42	271	25	179	22	22	9	64	5	23	9	17	----	22
17	60	40	303	20	203	21	21	3	50	5	34	8	85	----	40
6	93	12	267	----	----	20	20	----	12	1	40	5	31	----	4
11	43	22	142	4	63	22	21	1	37	1	7	3	14	----	36
8	80	21	274	13	185	20	19	6	60	2	30	3	36	----	25
4	77	11	245	7	172	24	22	----	----	3	31	2	21	----	----
4	56	15	188	11	119	24	21	3	39	1	12	7	23	----	42
----	48	5	212	5	155	27	21	----	39	----	20	5	31	----	----
5	43	22	188	----	----	----	----	----	----	----	----	6	28	----	----
5	31	12	157	5	96	26	21	2	46	----	11	8	19	----	----
3	40	20	165	10	90	23	22	----	----	----	----	7	27	----	45
5	85	13	251	----	----	----	----	----	----	----	----	----	----	----	----
4	30	12	171	8	141	24	19	3	57	----	26	5	12	----	50
4	59	28	247	24	188	21	21	15	65	8	50	----	----	----	----
23	47	53	168	23	105	25	22	4	36	12	76	3	7	----	12
7	82	29	209	14	70	21	20	9	36	3	14	5	10	----	----
14	50	29	202	----	----	----	----	----	----	----	----	5	13	----	43
2	112	12	338	9	190	23	22	1	156	----	15	6	15	----	280
2	83	15	264	----	----	23	22	2	51	2	17	8	20	----	175
----	80	11	270	11	190	19	20	3	48	----	34	----	----	----	40
34	132	50	213	10	67	20	21	7	16	10	32	2	4	----	70
8	117	26	256	18	139	21	19	4	34	2	10	4	10	16	75
5	70	14	211	9	98	24	20	1	19	5	33	4	10	----	18
3	34	23	152	18	105	25	24	2	25	1	7	10	31	----	150
4	12	6	88	2	55	21	24	2	13	----	5	5	8	----	28
4	104	17	384	*	----	----	----	1	85	1	91	5	6	----	----
4	64	8	162	4	82	23	21	3	36	----	8	1	12	----	29
6	80	22	299	17	201	28	22	7	63	1	20	5	25	----	25
----	60	5	207	5	165	25	23	2	50	----	9	4	16	----	85
2	71	20	236	15	207	25	19	----	26	1	15	5	18	----	42
5	50	13	212	7	156	27	22	5	40	----	12	6	18	----	----
1	79	19	259	11	149	22	20	3	39	3	29	11	20	----	50
11	55	18	160	8	82	27	21	2	28	1	6	5	14	----	----
4	80	40	282	16	101	21	20	9	47	5	10	8	16	----	----
----	47	15	217	8	124	25	21	3	38	1	13	3	14	----	150
3	54	11	163	8	88	26	20	----	25	----	7	2	13	----	45
1	54	33	237	18	163	21	19	9	65	7	60	5	33	----	200
4	85	17	258	10	151	20	22	4	71	4	42	14	24	----	----
5	8	51	177	38	157	23	27	21	43	12	28	5	10	----	133
2	54	17	191	15	113	18	18	2	49	----	57	2	7	----	75
3	40	11	148	8	100	33	24	----	16	----	21	6	12	----	----
3	47	10	166	----	----	26	22	----	10	1	20	4	15	2	75
3	44	23	156	13	65	29	22	6	33	1	11	3	12	----	----
8	68	31	230	23	198	25	21	12	60	5	36	6	6	----	20
2	89	23	295	15	180	22	21	8	58	5	25	8	29	----	----
1	36	7	160	5	110	29	23	----	38	1	23	----	----	----	----

ABSTRACT [C]—REPORTS OF

CERTIFICATES ISSUED BY EDUCATIONAL BOARD OF

Counties	First Grade		Second Grade		Third Grade		Provisional		Special		Kindergarten		No. Certificates Issued	
	Male	Female	Male	Female	Male	Female	Male	Female	Male	Female	Female		Male	Female
Johnson	8	27	11	88	3	37	7	20					29	172
Jones	2	16		66		34		3		3			2	122
Keokuk	6	19	11	52	13	38	15	47		1			45	157
Kossuth		9	7	66	5	38	3	34		1			15	148
Lee	3	23	1	36	2	22	9	25	2	3	1		17	110
Linn	1	69	17	154	8	92	7	82	2	4	2		35	403
Louisa	2	8	1	52	3	24	6	22					12	106
Lucas	2	12	4	38		28	5	19					11	97
Lyon	4	13	2	50	3	35	5	38	1				15	136
Madison	1	9	5	50	3	40	1	35	1	1			11	135
Mahaska	3	16	5	55	5	41	8	36		3	4		21	155
Marion	4	15	8	54	5	37	3	39		2			20	147
Marshall	1	31	3	81	3	36	3	21	1	3	4		11	176
Mills	1	14	2	41	2	33	1	31					6	121
Mitchell		9	3	65	1	25	2	17		1			6	117
Monona	2	16	1	54		35	2	40			1		5	166
Monroe	2	6	6	42	4	34	4	11	1				17	93
Montgomery		19	5	40	3	30	8	37					16	126
Muscatine	3	27	4	69	2	33	6	19		1			15	149
O'Brien	1	11	1	58	1	39	1	46		2	1		4	157
Osceola		2	10	44	2	36	2	22					14	104
Page	1	6	7	60	3	48	3	19		1			14	134
Palo Alto	2	18		49		45	3	32		1			5	145
Plymouth		1		31		45		78						155
Pocahontas		24	5	57	4	49	8	15					17	145
Polk	6	202	9	151	3	64	4	74	3	20	27		25	548
Pottawattamie	5	85	4	96	2	61	11	75	2	5	1		24	323
Poweshiek	3	22	8	35	7	28	13	54		7	2		31	148
Ringgold	1	25	3	59	4	23	7	34					15	141
Sac	2	15	3	57	5	41	3	41		1			13	155
Scott	12	12	3	80	1	45	4	54	6	23			26	200
Shelby	4	19	5	64	4	36	7	48		1			20	158
Sioux	7	25	1	63	8	35	2	61		1			18	185
Story	2	18	6	96	9	38	11	64		2			28	218
Tama	1	2	4	95	4	36	1	25					10	158
Taylor		5	6	53	5	26	5	32	1	26			17	142
Union		53	3	62	2	45	5	40			1		10	201
Van Buren		10	2	47	11	30	4	19					17	106
Wapello	1	25	6	92	4	46	9	66		8			20	237
Warren	2	20	10	58	8	71	3	24					22	173
Washington	2	27	7	57	5	43	10	46			1		24	174
Wayne	3	6	6	36	4	27	7	24					20	93
Webster	1	19	4	77	2	61	1	22	2	2			10	181
Winnebago	2	31	11	91	1	52	4	37					18	211
Winneshiek	3	5	4	59	5	28	9	45					21	137
Woodbury														
Worth	1	9	4	23	2	11	4	22		1			11	66
Wright		3	3	37	7	20	3	24					13	84
Total	209	2,055	463	5,995	359	3,664	473	3,480	37	200	78		1,541	15,472

*Out of balance 561 on account of report from Woodbury County.
*No data.

COUNTY SUPERINTENDENTS—CONTINUED.

EXAMINERS, JULY 1, 1910, TO JUNE 30, 1911.

No. applicants rejected		No. examined		Different persons licensed		Average age of applicants		No. with no experience in teaching		Taught less than one year		No. holding state licenses		No. who are members of Reading clubs	
Male	Female	Male	Female	Male	Female	Male	Female	Male	Female	Male	Female	Male	Female	Male	Female
15	121	44	293			21	20			17	70	6	37		40
2	30	4	152	2		19	19		27		5	4	18		143
19	82	64	239	39	138	23	23	17	50	6	22	8	12		72
5	38	20	186		163	21	22		100		50		20		100
1	31	18	141	17	110	32	25	8	35	1	3	8	13		
9	84	44	487	35	403	24	20	10	75	5	35	7	37		50
11	44	23	150			22	22	4	58	1	10	4	6		
6	54	17	151	11	91	22	21	3	25	5					
9	47	24	183	15	133	33	21	4	41		14				34
6	49	17	184	7	63			6	29	1	8	4	9		
17	81	38	236	31	201	23	24	8	35	4	12	7	23		
6	38	26	185	20	147	22	20	9	47	5	13	4	17		
9	79	20	255	10	170	26	23	7	58		10	7	32		99
1	28	7	149	6	121	29	23	1	26	1	23	5	9		22
1	35	7	152	6	105	24	20	4	50	5	64	6	8		25
3	64	8	200	5	165	22	20	2	49		17	7	26		70
3	77	20	170	17	90	24	22	2	24		8	3	13		100
3	39	19	165	16	126	20	20	2	26	6	18	6	13		
7	74	22	223	13	140	24	22	4	40	1	28	4	14		42
	57	4	214	4	134	27	23	1	32		35	10	31		60
2	53	16	157	6	92	22.3	19.5	9	19	2	30	2	8		
6	108	20	242	14	127	32	23	6	51	1	7	5	24	2	78
3	143	8	288			20	19	2	32		22	3	7		30
	167		322		155	25	19		78		7	7	21		
9	101	26	246			24	20	6	45		15	5	17		57
4	117	29	665			25	22	3	81		34	20	178		
2	96	26	419	22	289	31	23	5	128	2	35	14	64		182
15	82	46	230	17	123	30	21	9	64	4	26	8	25		
5	32	20	173	15	125	21	22	4	39	4	19	4	5		
2	48	15	203	12	127	19	19	4	50	1	7	5	13	1	6
1	29	27	229	10	139	31	25	2	61	2	17	15	15		16
6	46	26	204	17	154	27	21	3	24	1	24	5	11		34
5	91	23	276	8	97	26	24	4	36		19	9	18		27
1	59	29	277	28	218	19	23	20	110	3	19	10	35		65
6	15	16	173	7	136	20	19	5	65	2	43	8	18		75
4	43	21	185			21	20								150
3	49	13	250	10	201	22	21	2	35	2	20	3	8		
18	35	35	141	7	89	21	22	8	36	6	25	7	7		29
1	44	21	281	10	141	24	21	3	43	2	17	6	15		118
19	162	42	335	20	155			12	48	1	26	4	17		
7	65	31	239	24	167	22	23	12	60	3	28	6	23		27
12	46	32	123	17	96	22	23	12	24	2	13	2	14		58
7	130	17	311	15	165	19	19		90	2	145	6	35		
7	43	25	254	10	143	24	22	5	51	2	21	5	6		
19	70	33	207			20	19	10	79	6	19	3	16		
			561			27	22					12	50		
3	14	14	80	10	55	26	21	3	8	3	10	3	2		32
10	89	23	173	7	67	22	19	13	33	7	19	6	17		152
592	6,334	2,134	*22,367	1,006	11,465	23.4	21.4	458	4,219	238	2,262	594	1,841	17	4,242

ABSTRACT [C]—REPORTS OF

REGISTER OF CERTIFICATES

Counties	Diplomas		Regular State Certificates		Primary State Certificates		Special State Certificates	
	Males	Females	Males	Females	Males	Females	Males	Females
Adair			2	3				2
Adams			4	4				
Allamakee			3	6		1		
Appanoose			3	10				
Audubon			1	5		1		
Benton	1		6	12		4		1
Black Hawk	2		3	32		23	2	5
Boone	1		3	16		10		1
Bremer			3	7		1		2
Buchanan		1	3	19		3		2
Buena Vista			6	22		4		1
Butler	1		6	18		4		1
Calhoun	1		4	20		5		4
Carroll			6	19		3		1
Cass		1	6	12		4	1	1
Cedar			6	22		4		1
Cerro Gordo			2	15		9		3
Cherokee			7	20		3		1
Chickasaw			3	4		1		2
Clarke			1	6		1		
Clay	1		4	7		1		1
Clayton			5	8		3		1
Clinton	1	1	4	11		1		2
Crawford			8	8		7		
Dallas			9	19		7		1
Davis			2	3		1		
Decatur			4	8		2		
Delaware			4	4		1		
Des Moines	3	10	4	21				
Dickinson	1		2	4		3	1	
Dubuque			3	4		2		
Emmet			1	8		3		
Fayette	1		2	17		5		
Floyd			3	11		4		1
Franklin			5	21		5	2	2
Fremont			6	13		2		1
Greene			8	16		4		1
Grundy			4	7		4		1
Guthrie			8	16				2
Hamilton	2		1	8		5		
Hancock			2	8		2		
Hardin		1	5	20		6		2
Harrison	3		5	12		6		
Henry			5	10			1	3
Howard			1	3		2		
Humboldt	1		3	8		2		
Ida			3	14		4		
Iowa	1		2	8		3		
Jackson			6	5		1		1
Jasper	3		3	17		5	1	
Jefferson			5	9		2		
Johnson	1	1	4	33		4		
Jones			4	17		1		37

COUNTY SUPERINTENDENTS—CONTINUED.

JULY 1, 1910, TO JUNE 30, 1911

Two Year State Certificates		First Grade		Second Grade		Third Grade		Provisional		Special		Kindergarten	Total No. Certificates Registered	
Males	Females	Males	Females	Males	Females	Males	Females	Males	Females	Males	Females	Females	Males	Females
1	2	3	39	4	114	1	24	5	15			1	16	200
		3	28	5	88		20	3	26		2		15	168
	1	2	18	5	88		34	4	28				14	176
		7	25	24	94	6	34	3	11		3		43	177
1	2	5	19	4	84	5	12	6	24		1		22	148
3		8	45	11	131	6	24	7	31		3		42	251
2	21	5	66	11	112	4	48	3	27	3	5	5	35	344
1	4	6	66	5	86	2	36	4	71	1			23	290
		5	31	6	79		24	5	20				19	164
	1	6	44	6	104	4	31	2	28		1		21	234
		2	45	1	95	2	41	3	25		1		14	234
	1	6	54	5	97		24	3	29			1	21	229
	2	1	47	5	119	1	30	1	19				13	246
	3	4	44	4	82	3	17	2	21		2		19	192
1	1	1	49	2	126		24	3	27		2		14	247
1	4	3	23	10	107	3	25	4	27			1	27	214
4	7	4	53	7	118	1	20	7	24		3	3	25	255
2	6	2	19	3	118		15	1	24		1		15	207
	3	1	19	10	74	4	26	6	26		1		24	156
2	1	5	11	9	67	5	25	5	21		1		27	133
	1	6	36	6	86	6	26	6	24				29	182
	1	4	20	7	150	4	35	3	27				23	245
1		4	68	6	220	1	21	2	7	3	7		22	338
	5	8	48	6	113		35	1	37			1	23	254
1	4	8	52	8	135		25	5	25				31	268
		4	8	16	65	2	26	3	11		1		27	115
	1	7	39	10	68	3	23	5	16		1		29	158
	5	3	17	7	98	3	31	2	40	1			20	196
3		4	29	5	113	2	15	7	26	3	7	7	31	228
1	1	2	31	1	51		12	1	14				9	116
2		4	114	1	122	1	22	6	25	4	10	14	21	313
1		1	31	2	52		10	1	18				6	122
1	5	5	49	3	135	3	35	7	45		1		22	292
1			23	2	73	1	29	3	14		2		10	157
	1	4	14	12	112	5	25	2	26			3	30	209
	2	3	18	2	95	1	31		20				12	191
3		3	29	8	114		31	5	25			1	27	221
2	1	5	24	5	104	2	28	4	19		1		22	189
		5	30	6	90	3	21	10	27				32	186
	1	7	31	5	111	5	27	4	14		1	1	24	199
	3	7	41	3	100		31		9				12	104
	4	5	48	6	93	7	40	5	20	1	2		29	236
3	6	7	61	6	122	1	29	5	31		1		30	268
	1	7	32	16	58	10	25	2	4				41	133
1		2	17	3	87		18	6	33		2		13	162
2	2	2	29	2	87	2	25	4	20				16	173
	4	3	28	2	61	1	24	2	13			1	11	149
	1	5	31	12	91	5	44	6	15				31	193
		4	26	11	117	3	17	8	42				32	209
	8		53	8	142	2	40	5	42	1	1		23	308
1	1	1	17	2	81	1	33	4	22			3	14	168
		5	42	10	86	1	48	9	23				30	237
	2	3		4	126	1	19		3		3	2	12	210

ABSTRACT [C]—REPORTS OF

REGISTER OF CERTIFICATES

Counties	Diplomas		Regular State Certificates		Primary State Certificates		Special State Certificates	
	Males	Females	Males	Females	Males	Females	Males	Females
Keokuk			7	12		1		3
Kossuth				11		17		
Lee	2	3	6	8		2		
Linn	1	2	6	10		10		8
Louisa			5	3		1		
Lucas	1		3	3	1			1
Lyon	1		4	7				
Madison			2	6		1		3
Mahaska	1		3	20		3		
Marion	2		2	14		3		
Marshall		1	8	35		11		1
Mills	1		4	5		1		
Mitchell			5	8			1	
Monona			5	10		3	1	1
Monroe			2	2		2		1
Montgomery	1		3	12		3		2
Muscatine		1	2	11				1
O'Brien			9	23		5	1	
Osceola			2	4		1		1
Page			3	15		12		1
Palo Alto			3	7				
Plymouth	1		6	11		6		
Pocahontas			4	8		4		
Polk	2	3	20	103		33		
Pottawattamie	2		6	33		19		
Poweshiek			6	21		4		1
Ringgold			4	3				
Sac			4	7		5		2
Scott	2	1	9	9				
Shelby			4	6		3		
Sioux			6	11		5	1	
Story			8	23		3		
Tama	1	1	5	14		4		2
Taylor			2	5		4		
Union	1		2	8				
Van Buren			6	4		1		
Wapello	1		5	9		5		
Warren	1		1	7		3		1
Washington			5	13		7		
Wayne			2	6		2		1
Webster		1	6	25		9		
Winnebago			4	4		2		
Winneshiek			1	7		2		2
Woodbury	1		10	33		10		
Worth			1	1		2		
Wright			6	17				5
Total	46	28	434	1,264	1	391	12	121

COUNTY SUPERINTENDENTS—CONTINUED.

JULY 1, 1910, TO JUNE 30, 1911

Two Year State Certificates		First Grade		Second Grade		Third Grade		Provisional		Special		Kindergarten	Total No. Certificates Registered	
Males	Females	Males	Females	Males	Females	Males	Females	Males	Females	Males	Females	Females	Males	Females
	1	10	33	18	95	8	29	10	23				53	197
	5		44		96		22		11		2			208
		2	50	2	101	1	19	7	27	2	7		22	217
	7	10	150	8	194	2	37	6	68	2	24	4	35	514
	1	7	14	7	68	4	26	6	22		1	1	29	137
		3	17	7	71		26	3	19	1			19	137
	7	6	23	6	80	1	22	4	21	1		2	23	162
1	1	3	28	6	114	4	37	1	25				17	215
		3	17	10	130	5	42	5	30		3	4	31	239
		7	32	7	94	4	26	2	23		2	1	24	205
	5	4	50	3	149	2	16	2	20	1	3	5	20	296
1	3	2	22	3	70	1	29	1	15				13	145
		1	14	4	78	1	12	2	17		1		14	130
1	12	4	22	2	83		47	2	35				15	213
1	8	6	20	12	97	1	30	4	11				26	171
2	2	4	43	7	92	3	18	7	15				27	187
2	1	6	75	3	90		13	5	12		3		18	207
	6		31	4	111	1	29	1	30		2	1	16	238
	4	3	20	3	53		16	2	20			1	10	120
	2	5	25	5	118	3	30	2	21		1		18	225
	2	2	33	2	85	1	24	3	33		1	1	11	186
	3		45	1	106		34	1	66			1	9	272
1	5		38	3	87	1	32	7	18				16	192
1	22	10	326	6	130		14	6	15	5	25	55	50	729
5	12	7	185	7	172	1	29	10	50	2	4		40	504
1	2	8	41	9	82	7	31	10	35		6	3	41	226
	2	1	28	4	105	4	15	5	17				18	170
	2	4	48	4	93	3	22	2	15		2	2	17	198
4	5	12	28	4	233		21	3	27	10	31		44	355
1	2	10	34	8	104	2	20	4	33				29	202
2	2	6	57	6	94	1	24	2	61			2	24	256
3	7	2	35	11	123	4	30	9	46			1	37	268
	13	1	22	8	85	4	38	4	22				23	201
1	6	6	39	12	89	4	27	4	22		3		29	195
		2	50	4	85	1	24	5	17				15	184
	3		24	7	81	10	24	1	15				24	152
	2	2	39	7	164	1	27	7	28	3	8		26	282
1	3	5	27	9	73	1	50	2	37				20	201
1		2	30	8	99	2	35	5	25		1	3	23	213
	5	10	17	9	90	4	24	7	18				32	163
		3	65	3	142		44	1	20	2	2		15	308
			27	6	64		8	2	7		1		12	113
1	5	2	16	9	93	4	28	6	29			1	23	183
1	7	10	153	2	123		37	5	61	3		1	32	425
1	1	2	22	10	53		10	3	18		1		17	108
	7	4	37	6	115	2	19	3	28				21	228
73	302	414	4,077	622	10,085	221	2,662	399	2,498	49	200	133	2,271	21,761

ABSTRACT [D]—REPORTS OF COUNTY SUPERINTENDENTS.

BUILDINGS AND GROUNDS JULY 1, 1910, TO JUNE 30, 1911

Counties	Buildings and Sites							Trees	
	Good	Fair	Poor	Total	No. of schoolhouses built during the year	No. without suitable and separate outbuildings	No. supplied with flags	No. of school sites having thrifty planted trees	No. of planted trees in thrifty condition on school sites
Adair	100	45	.....	145	1	.....	.....	100	*
Adams	65	26	21	112	1	15	24	79	2,237
Allamakee	105	24	2	131	1	15	70	125	1,600
Appanoose	87	34	18	139	.....	.....	35	82	80
Audubon	80	25	7	112	3	10	.....	90	2,300
Benton	99	74	12	185	.....	.....	.....	.....	.....
Black Hawk	92	35	25	152	4	12	53	100	2,458
Boone	44	103	11	158	.....	.....	96	83	2,740
Bremer	65	35	7	107	1	21	40	100	1,619
Buchanan	100	30	20	150	.....	10	20	80	1,862
Buena Vista	111	14	12	137	.....	.....	.....	94	.....
Butler	78	58	11	147	1	.....	98	80	2,997
Calhoun	70	63	13	146	.....	125	26	120	2,445
Carroll	83	41	17	141	4	8	56	86	2,846
Cass	112	34	8	154	2	.....	56	96	3,642
Cedar	117	25	3	145	.....	1	50	130	2,600
Cerro Gordo	108	49	2	159	.....	.....	106	117	.....
Cherokee	113	25	6	144	.....	.....	144	125	2,350
Chickasaw	45	61	15	121	1	40	70	110	1,021
Clarke	25	70	13	108	.....	.....	53	87	755
Clay	8	82	40	130	.....	.....	.....	30	1,403
Clayton	171	5	4	180	2	10	35	68	1,656
Clinton	119	66	4	189	2	8	153	114	3,789
Crawford	141	31	8	180	1	12	.....	85	3,787
Dallas	110	28	14	152	2	5	78	90	.....
Davis	50	36	17	103	1	.....	12	80	.....
Decatur	75	46	2	123	1	.....	12	50	500
Delaware	125	21	.....	146	.....	5	125	140	2,383
Des Moines	60	30	11	101	.....	.....	55	90	1,700
Dickinson	46	21	17	84	2	2	84	65	1,461
Dubuque	55	50	44	149	.....	25	85	145	1,920
Emmet	63	13	8	84	.....	2	52	58	1,943
Fayette	128	45	16	189	2	.....	181	181	3,461
Floyd	63	44	16	122	1	.....	109	102	1,936
Franklin	110	25	9	144	.....	2	55	100	1,500
Fremont	123	1	3	127	2	.....	38	57	2,875
Greene	96	22	27	145	.....	.....	56	125	2,909
Grundy	40	72	16	128	.....	18	27	125	3,053
Guthrie	130	20	4	154	1	.....	33	80	2,350
Hamilton	80	52	12	144	1	.....	95	85	1,185
Hancock	97	27	11	135	.....	.....	94	86	2,612
Hardin	80	55	15	150	1	.....	145	140	3,350
Harrison	100	42	20	162	.....	.....	35	125	.....
Henry	61	30	20	111	3	.....	96	64	1,800
Howard	67	15	25	107	.....	32	107	70	1,420
Humboldt	17	93	3	113	1	.....	105	54	2,348
Ida	50	40	16	106	.....	20	20	75	9,000
Iowa	61	56	28	145	1	4	40	125	2,225
Jackson	65	82	6	153	1	22	60	66	680
Jasper	129	50	13	192	3	26	95	113	3,923

ABSTRACT [D]—REPORTS OF COUNTY SUPERINTENDENTS—Con.

BUILDINGS AND GROUNDS JULY 1, 1910, TO JUNE 30, 1911

Counties	Buildings and Sites							Trees	
	Good	Fair	Poor	Total	No. of schoolhouses built during the year	No. without suitable and separate outbuildings	No. supplied with flags	No. of school sites having thrifty planted trees	No. of planted trees in thrifty condition on school sites
Jefferson	42	50	10	102	1	4	54	85	1,170
Johnson	107	54	9	170	3	3	25	155	3,320
Jones	108	28	6	142	2	2	90	102	2,198
Keokuk	110	34	.....	144	2	.....	144	124	3,574
Kossuth	150	70	3	223	2	3	185	175	3,200
Lee	72	40	13	125	.....	5	75	102	2,417
Linn	189	14	6	209	7	.....	180	209	3,727
Louisa	44	39	7	90	1	.....	.....	85	.....
Lucas	58	30	9	97	1	75	26	70	.....
Lyon	86	34	19	139	.....	8	31	129	3,100
Madison	99	24	20	143	.....	15	50	100	2,391
Mahaska	111	19	24	154	4	.....	153	125	3,200
Marion	76	62	11	149	2	.....	150	91	2,000
Marshall	78	45	29	152	.....	.....	52	130	3,050
Mills	75	6	11	92	.....	95	36	58	1,839
Mitchell	57	20	27	104	.....	.....	.....	80	.....
Monona	137	10	6	153	.....	.....	61	107	3,650
Monroe	49	46	13	108	3	20	15	53	900
Montgomery	92	19	3	114	.....	.....	85	100	2,850
Muscatine	40	40	24	104	1	.....	103	95	2,200
O'Brien	83	50	8	141	1	6	132	110	3,094
Osceola	25	57	12	94	.....	4	93	67	1,934
Page	65	64	8	137	2	.....	85	125	3,970
Palo Alto	85	38	10	133	1	.....	123	100	1,800
Plymouth	26	125	25	176	.....	12	25	125	2,112
Pocahontas	106	28	4	138	.....	.....	132	140	5,270
Polk	83	105	14	202	4	.....	95	161	2,615
Pottawattamie	228	18	14	260	.....	3	78	145	6,075
Poweshiek	84	54	6	144	.....	.....	54	85	3,717
Ringgold	66	59	5	131	2	.....	12	100	.....
Sac	26	82	31	139	1	.....	125	67	2,103
Scott	104	19	4	127	.....	.....	125	126	4,366
Shelby	121	19	4	144	.....	45	112	76	2,934
Sioux	71	97	16	184	1	6	40	146	4,216
Story	75	41	31	147	.....	.....	50	100	2,000
Tama	100	50	31	181	2	.....	85	140	3,540
Taylor	103	26	1	130	.....	.....	30	120	3,060
Union	70	47	2	119	3	2	49	95	2,164
Van Buren	38	49	28	115	1	7	53	82	1,661
Wapello	43	43	30	116	6	2	76	96	2,273
Warren	88	40	14	142	1	2	10	64	720
Washington	84	28	21	133	1	2	99	110	2,200
Wayne	89	32	7	128	.....	.....	21	86	1,500
Webster	136	45	10	191	.....	.....	99	112	2,416
Winnebago	28	60	4	92	1	6	40	80	1,579
Winneshiek	135	8	7	150	1	14	35	120	2,406
Woodbury	100	102	12	214	9	.....	125	130	.....
Worth	75	15	7	97	1	1	75	88	1,575
Wright	120	18	1	139	.....	.....	136	112	2,900
Total	8,456	4,175	1,269	13,901	107	792	6,958	10,026	222,873

*No data.

ABSTRACT [D]—REPORTS OF COUNTY SUPERINTENDENTS—Con.

BUILDINGS AND GROUNDS, JULY 1, 1910, TO JUNE 30, 1911

Counties	Educational Meetings				School Visitation		Compensation and Expenses		
	County association	Township meetings	Educational meetings held	School officers meetings	Number appeals decided since last report	School rooms visited since last report	No. different visits made by county superintendent	Amount received by county superintendent from July 1, 1910, to June 30, 1911	Amount paid by county to assistants from July 1, 1910, to June 30, 1911	Amount traveling expenses paid by county from July 1, 1910, to June 30, 1911
Adair	Yes	No	3			168	53	$ 1,250.00	$ 42.50	$ 102.50
Adams	Yes	Yes	5			131	131	1,250.00	178.00	117.32
Allamakee	Yes	Yes	18	1		143	130	1,350.00	40.00	129.93
Appanoose	Yes	No	3			196	196	1,250.00	25.00	
Audubon	No	Yes				98	125	1,250.00	8.00	135.75
Benton	No	No	3			185	185	1,250.00	107.25	100.14
Black Hawk	No	Yes	8			135	140	1,250.00	350.00	220.00
Boone	No	No				165	165	1,400.00	121.50	240.00
Bremer	No	No				105	106	1,250.00	60.50	132.85
Buchanan	No	No	2			123	145	1,200.00	102.00	266.71
Buena Vista	No	No	2	1	1	189	193	1,650.00		171.00
Butler	Yes	No	3			142	158	1,250.00	20.00	150.00
Calhoun	No	No	1	1		100	125	1,250.00	42.50	182.78
Carroll	Yes	Yes	8	6		164	181	1,250.00		176.00
Cass	Yes	No	15			180	190	1,250.00	10.00	92.53
Cedar	Yes	No	4			57	50	1,250.00		17.20
Cerro Gordo	No	No				110	120	1,310.00	480.00	160.00
Cherokee	No	Yes	17			166	175	1,250.00	100.00	175.06
Chickasaw	Yes	No	1			165	173	1,500.00		280.00
Clarke	Yes	No	1			40	45	1,250.00	15.00	48.18
Clay	Yes	Yes	7	1		128	250	1,250.00	50.00	175.00
Clayton	No	No	1			127	245	1,250.00	108.00	196.41
Clinton	Yes	Yes	67			179	235	1,850.00	420.00	67.00
Crawford	Yes	No	6			229	230	1,250.00	47.85	181.67
Dallas	No	Yes	5			201	220	1,250.00	340.00	235.07
Davis	Yes	Yes	3			98	115	1,250.00		169.00
Decatur	No	No	2			110	110	1,250.00		180.00
Delaware	Yes	No		1		95	95	1,250.00	210.00	189.70
Des Moines	No	No	4			98	108	1,275.00	75.00	180.00
Dickinson	No	Yes	8	1	1	108	160	1,250.00	40.85	169.98
Dubuque	No	No				101	110	1,500.00	480.00	
Emmet	Yes	No	3	1		123	252	1,250.00		200.00
Fayette	No	No	1	1	2	185	199	1,249.99	480.00	187.80
Floyd	No	Yes	5	2		170	195	1,250.00		227.43
Franklin	No	Yes	1			123	128	1,250.00	80.00	175.00
Fremont	No	No	2			121	128	1,250.00	15.00	172.87
Greene	No	No	7			150	150	1,250.00	50.00	111.50
Grundy	No	No	1			81	29	1,250.00		160.14
Guthrie	Yes	Yes	17	3		151	154	1,350.00	20.00	196.00
Hamilton	No	Yes		2		57	64	1,250.00	188.25	84.53
Hancock	No	No	1			48	49	1,250.00	270.76	93.85
Hardin	Yes	Yes	7	3		200	370	1,250.00	25.00	200.00
Harrison	No	Yes	1	2		70	54	1,250.00	465.00	43.37
Henry	Yes	Yes	9	4		142	153	1,250.00		194.00
Howard	No	No	2			121	187	1,250.00		134.00
Humboldt	Yes	Yes	11	1		142	207	1,250.00	8.00	115.37
Ida	Yes	Yes	5	1		98	170	1,440.00		
Iowa	No	No				35	38	1,250.00	16.00	16.66
Jackson	Yes	Yes	7			203	215	1,250.00		170.50
Jasper	No	No	2			34	35	1,250.00	480.00	109.00
Jefferson	No	No	1			270	291	1,250.00	9.90	184.16
Johnson	Yes	Yes	5					1,325.00	168.50	188.10

ABSTRACT [D]—REPORTS OF COUNTY SUPERINTENDENTS—Con.

BUILDINGS AND GROUNDS, JULY 1, 1910, TO JUNE 30, 1911

Counties	Educational Meetings				School Visitation		Compensation and Expenses		
	County association	Township meetings	Educational meetings held	School officers meetings	Number appeals decided since last report	School rooms visited since last report	No. different visits made by county superintendent	Amount received by county superintendent from July 1, 1910, to June 30, 1911	Amount paid by county to assistants from July 1, 1910, to June 30, 1911	Amount traveling expenses paid by county from July 1, 1910, to June 30, 1911
Jones	Yes	No	6			156	136	1,250.00	12.00	157.52
Keokuk	Yes	Yes	6	1		211	238	1,250.00	55.20	177.80
Kossuth	Yes	Yes	2			200	225	1,250.00	360.00	240.00
Lee	No	No	1	1		80	83	1,250.00	12.00	184.35
Linn	Yes	Yes	15	1		201	230	1,800.00	660.00	
Louisa	Yes	Yes	5	1		118	200	1,250.00		282.50
Lucas	Yes	Yes	9			83	75	1,250.00	13.00	42.81
Lyon						138	148	1,250.00	72.00	120.64
Madison	Yes	No	3		1	179	173	1,250.00	98.00	76.34
Mahaska	No	No	7	1		230	236	1,250.00	68.00	168.00
Marion	No	No	6			98	95	1,250.00	45.00	89.00
Marshall	No	No	1			180	186	1,250.00	15.00	67.04
Mills	No	Yes	13		1	69	75	1,250.00	500.00	158.13
Mitchell	No	No				132	140	1,250.00		106.00
Monona	Yes	Yes	3	3		151	220	1,250.00		180.00
Monroe	Yes	No	3			160	160	1,250.00	30.00	105.00
Montgomery	Yes	Yes	3			135	142	1,250.00	74.00	95.00
Muscatine	Yes	Yes	13			88	110	1,325.00	40.00	60.00
O'Brien	No	No				162	305	1,250.00	25.00	25.00
Osceola	Yes	No				95	100	1,250.00	15.00	212.38
Page	Yes	No	10	1		214	521	1,500.00	400.00	243.67
Palo Alto	Yes	Yes	24	2		135	250	1,250.00	46.25	200.00
Plymouth	No	No	2			210	210	1,250.00		200.00
Pocahontas	Yes	Yes				160	166	1,250.00	136.00	186.62
Polk	No	Yes	48	10	4	200	184	2,000.00	7.00	249.00
Pottawattamie	Yes	No			1	67	71	1,500.00	600.00	138.37
Poweshiek	No	No	1			105	106	1,250.00	7.50	125.03
Ringgold	No	No	3			145	150	1,250.00	75.00	190.00
Sac	Yes	No				122	127	1,250.00	125.00	125.00
Scott	Yes	Yes	2	2		156	173	1,620.00	480.00	89.41
Shelby	Yes	Yes	1			60	56	1,250.00	144.00	344.50
Sioux	No	No	2	1		217	227	1,260.00	75.00	2.40
Story	Yes	Yes	16	2		145	155	1,250.00	80.00	227.18
Tama	No	Yes	1			40	40	1,250.00		200.00
Taylor	Yes	Yes	12			30	30	1,250.00	50.00	66.43
Union	No	No	3			186	186	1,250.00	47.41	17.49
Van Buren	Yes	No				101	105	1,250.00	20.00	175.91
Wapello	No	No	3			145	124	1,250.00	412.03	133.28
Warren	No	No	4	4		135	137	1,250.00	480.00	161.16
Washington	No	No				120	132	1,250.00	21.50	
Wayne	Yes	No	1			98	99	1,250.00	38.50	148.28
Webster	Yes	Yes	4	1		101	99	1,250.00	279.00	94.20
Winnebago	No	No	3	1		104	227	1,250.00	120.00	206.63
Winneshiek	No	No	2			144	155	1,250.00	312.00	150.72
Woodbury	No	No	7			326	326	2,000.00	600.00	
Worth	Yes	Yes	7	2		109	165	1,250.00		149.04
Wright	Yes	Yes	22	16		196	254	1,250.00	450.00	240.00
Total			568	89	12	13,478	15,465	$ 128,994.99	$13,658.50	$14,139.29

ABSTRACT [E]—REPORTS OF

TEACHERS' NORMAL INSTITUTE,

Counties	Where Held	Sessions: Commencing	Sessions: Continuing days	Sessions: Sessions daily	Teachers in Attendance: Males	Females	Total	Graduates
Adair	Greenfield	June 19, 1911	7	2	11	132	143	
Adams	Corning	June 19, 1911	8	2	11	135	146	
Allamakee	Waukon	July 11, 1910	6	2	4	157	161	
Appanoose	Centerville	July 17, 1910	7	2	22	179	201	
Audubon	Audubon	June 17, 1911	8	2	3	76	79	
Benton	Vinton	June 19, 1911	8	2	11	185	196	
Black Hawk	Waterloo	June 13, 1910	8	2	5	126	131	
Boone	Boone	July 18, 1910	7	2	8	138	146	
Bremer	None held							
Buchanan	Independence	August 8, 1910	6	2	13	143	156	
Buena Vista	Storm Lake	August 1, 1910	6	2	1	102	103	
	Storm Lake	June 19, 1911	6	2	1	101	102	
Butler	None held							
Calhoun	Rockwell City	August 15, 1910	6	2	6	124	130	
		June 12, 1911	6	2	3	116	119	
Carroll	Carroll	June 12, 1911	12	2	9	133	142	
Cass	Atlantic	June 19, 1911	7	2	11	213	224	
Cedar	None held							
Cerro Gordo	Mason City	August 8, 1910	6	2	9	125	134	
Cherokee	None held							
Chickasaw	New Hampton	July 6, 1910	6	2	13	125	138	
Clarke	Osceola	July 12, 1910	7	2	11	84	95	
Clay	Spencer	April 3, 1911	6	2	5	144	149	
Clayton	Elkader	June 27, 1910	6	2	15	155	170	
Clinton	Clinton	August 15, 1910	6	2	27	378	405	
Crawford	Denison	August 22, 1910	6	1	7	154	161	
Dallas	Adel	August 16, 1910	6	2	6	158	164	
	Adel	June 16, 1911	6	2	3	147	150	
Davis	Bloomfield	August 1, 1910	6	2	26	115	141	
Decatur	Leon	June 20, 1911	7	2	18	113	131	
Delaware	Manchester	August 15, 1910	6	2	6	152	158	
Des Moines	Burlington	June 19, 1911	6	2	9	160	169	
Dickinson	Spirit Lake	July 18, 1910	6	2	1	53	54	
Dubuque	Dubuque	June, 1910	9	2	10	588	598	
Emmet	Estherville	August 1, 1910	6	2	1	82	83	
Fayette	West Union	August 22, 1910	6	2	10	165	175	
Floyd	Charles City	August 22, 1910	6	2	3	86	89	
		June 19, 1911	6	2	3	98	101	
Franklin	Hampton	June 19, 1911	6	2	15	136	151	
Fremont	None held							
Greene	Jefferson	June 12, 1911	6	2	11	162	173	
Grundy	Grundy Center	June 19, 1911	6	2	3	85	88	
Guthrie	Guthrie Center	July 18, 1910	6	2	14	123	137	
Hamilton	Webster City	July 11, 1910	6	2	4	126	130	
		June 5, 1911	6	2	2	100	102	
Hancock	Garner	June 7, 1911	18	2	5	129	134	
Hardin	Eldora	July 18, 1910	8	2	11	165	176	
Harrison	Logan	August 22, 1910	6	2	7	148	155	
Henry	Mt. Pleasant	June 12, 1911	12	2	29	170	199	
Howard	Cresco	June 19, 1911	8	1	3	131	134	
Humboldt	Humboldt	March 27, 1911	6	2	4	110	114	
Ida	Ida Grove	June 12, 1911	6	2	2	86	88	
Iowa	Marengo	June 19, 1911	6	2	19	141	160	
Jackson	Bellevue	June 19, 1911	6	2	15	126	141	
Jasper	Newton	August 22, 1910	6	2	8	213	221	
Jefferson	Fairfield	July 11, 1910	6	2	2	107	109	
	Fairfield	June 19, 1911	6	2	7	112	119	

COUNTY SUPERINTENDENTS

JULY 1, 1910, TO JUNE 30, 1911

Institute Fund: Receipts: On hand July 1, 1910	Examination fees from July 1, 1910, to June 30, 1911	Registration fees from July 1, 1910, to June 30, 1911	Enrollment fees	State appropriation	County appropriation and other sources	Total	Expenditures: Instruction and lectures	Incidentals	On hand June 30, 1910
$ 153.62	$ 65.50	$ 216.00	$ 143.00	$ 50.00		$ 628.12	$ 546.75	$ 35.45	$ 45.92
93.92	86.00	183.00	146.00	50.00	$ 17.00	575.92	402.00	45.00	128.92
585.10	123.00	190.00	161.00	50.00		1,109.10	525.00	57.50	526.20
181.27	178.50	210.00	201.00	50.00		820.77	571.60	141.80	117.37
52.79	62.00	170.00	79.00	50.00		413.79	336.35	30.00	47.44
35.85	156.50	293.00	196.00	50.00		729.35	650.67	50.00	28.68
645.97	171.50	379.00	131.00	50.00		1,377.47	705.50	83.71	588.26
159.15	139.50	313.00	146.00	50.00		807.65	536.00	217.90	53.75
109.35	82.00	183.00				374.35			374.35
615.54	147.50	255.00	156.00	50.00		1,224.04	330.00	161.11	732.93
201.12	128.00	248.00	205.00	50.00		832.12	782.00	15.00	35.12
17.69	101.50	250.00				369.19	182.59	20.50	166.10
537.32	168.50	259.00	249.00	100.00		1,253.82	965.64	81.00	207.18
5.05	105.00	211.00	142.00	50.00	44.00	557.05	440.00	33.86	83.19
254.40	84.50	261.00	224.00	50.00		873.90	522.00	73.25	278.65
118.58	92.50	241.00		50.00		502.08			502.08
596.15	122.00	280.00	134.00	50.00		1,092.15	577.96	177.25	336.94
99.30	91.50	222.00				412.80			412.80
240.31	137.50	180.00	138.00	50.00		745.81	505.00	3.00	237.81
133.55	110.50	160.00	95.00	50.00		539.05	320.00	35.15	183.90
180.69	119.00	211.00	149.00	50.00	4.00	713.69	361.50	39.75	312.44
353.38	115.50	268.00	179.00	50.00	3.66	959.88	470.00	40.00	449.88
443.05	175.00	360.00	405.00	50.00		1,433.05	886.05	115.37	431.63
360.33	139.50	277.00	161.00	50.00		987.83	508.20	97.10	382.53
69.73	140.50	299.00	314.00	100.00	69.27	992.50	900.00	92.50	
303.71	131.50	142.00	141.00	50.00		768.21	455.00	52.30	260.91
14.45	141.00	187.00	131.00	50.00	61.00	584.45	476.00	52.50	55.95
319.88	112.50	216.00	158.00	50.00		856.38	515.00	33.00	308.38
70.20	87.50	259.00	169.00	50.00		635.70	505.00	53.35	77.35
193.57	47.00	125.00	54.00	50.00		469.57	357.95		111.62
51.80	200.50	334.00	598.00	50.00	32.40	1,266.70	1,037.80	186.20	42.70
56.92	85.00	128.00	83.00	50.00		402.92	270.00	64.41	68.51
189.57	160.50	314.00	175.00	50.00	4.30	893.37	600.00	67.48	225.89
364.02	106.00	167.00	190.00	100.00		927.02	890.50	10.00	26.52
	128.00	239.00	151.00	50.00		568.00	510.18	23.07	34.75
	112.50	203.00				315.50		152.85	162.65
362.35	139.00	248.00	173.00	50.00		972.35	440.68	102.00	429.67
198.30	89.00	211.00	88.00	50.00		636.30	398.72	49.25	188.33
901.65	161.00	218.00	137.00	50.00		1,467.65	455.00	96.10	916.55
624.02	116.00	223.00	232.00	100.00		1,295.02	887.00	3.50	404.52
72.54	87.00	206.00	134.00	50.00		549.54	450.00	25.35	74.19
579.28	135.00	265.00	176.00	50.00		1,205.28	525.00	146.03	534.25
754.53	137.50	298.00	155.00	50.00		1,395.03	627.63	25.00	742.40
141.82	114.00	174.00	199.00	50.00	100.00	778.82	554.81	39.29	184.72
87.63	104.00	175.00	134.00	50.00		550.63	484.75	40.75	25.13
290.42	79.50	189.00	114.00	50.00		722.92	469.25	26.16	227.51
184.50	88.00	160.00	88.00	50.00		570.50	400.00	22.00	148.50
155.34	89.50	224.00	160.00	50.00	53.50	732.34	461.00	23.00	248.34
339.74	130.50	241.00	141.00	50.00		902.24	427.26	134.95	340.03
420.42	159.00	331.00	221.00	50.00		1,181.42	735.00	55.60	390.82
281.41	83.50	182.00	228.00	100.00		874.91	821.82	20.05	33.04

ABSTRACT [E]—REPORTS OF TEACHERS' NORMAL INSTITUTE,

Counties	Where Held	Sessions: Commencing	Sessions: Continuing days	Sessions: Sessions daily	Teachers in Attendance: Males	Females	Total	Graduates
Johnson	Iowa City	July 27, 1910	6	2	5	197	202	
Jones	Monticello	June 20, 1911 March 27, 1911	7 6	2 2	9 6	170 134	179 140	
Keokuk	Sigourney	August 8, 1910	6	2	32	159	191	
Kossuth	Algona	June 27, 1910	6	2	11	180	191	
	Algona	June 12, 1911	6	2	4	125	129	
Lee	Keokuk	August 22, 1910	6	2	15	124	139	
Linn	Marion	June 19, 1911	8	2	25	391	416	
Louisa	Wapello	June 19, 1911	8	2	9	117	126	
Lucas	Chariton	August 15, 1910	6	2	7	93	100	
Lyon	Rock Rapids	July 18, 1910	6	2	6	111	117	
Madison	Winterset	April 3, 1911	6	2	8	140	148	
Mahaska	Oskaloosa	July 19, 1910	7	1	12	191	203	
Marion	Knoxville	July 10, 1910	12	2	14	151	165	
Marshall	Marshalltown	June 19, 1911	6	2	5	163	168	
Mills	Glenwood	July 18, 1910	6	2	2	78	80	
Mitchell	Osage	July 11, 1910	6	2	5	110	115	
Monona	Onawa	April 3, 1911	6	2	5	104	109	
Monroe	Albia	April 3, 1911	6	2	19	168	187	
Montgomery	Villisca	June 19, 1911	6	2	9	116	125	
Muscatine	Muscatine	June 19, 1911	8	2	10	172	182	
O'Brien	Primghar	June 18, 1911	6	2	1	129	130	
Osceola	Sibley	April 10, 1911	6	2	8	69	77	
Page	Shenandoah	August 29, 1910	6	2	5	154	159	
Palo Alto	None held							
Plymouth	Le Mars	August 15, 1910	6	2	4	166	170	
Pocahontas	Pocahontas	July 18, 1910	8	2	6	139	145	
Polk	Des Moines	June 19, 1911	8	1	6	76	75	
Pottawattamie	Council Bluffs	August 29, 1910	6	2	8	267	275	
Poweshiek	Grinnell	June 19, 1911	8	2	11	156	167	
Ringgold	Mt. Ayr	July 19, 1910	6	2	3	112	115	
		June 22, 1911	6	2	3	97	100	
Sac	Sac City	June 12, 1911	6	2	4	112	116	
Scott	Davenport	August 22, 1910	6	2	24	458	482	
Shelby	None held							
Sioux	Orange City	June 27, 1910	6	2	8	136	144	
		June 5, 1911	6	2	7	147	154	
Story	Nevada	July 11, 1910	10	2	13	164	177	
Tama	None held							
Taylor	Bedford	July 18, 1910	7	2	12	114	126	
Union	Creston	June 19, 1911	7	2	10	171	181	
Van Buren	None held							
Wapello	Ottumwa	August 22, 1910	6	2	9	208	217	
		July 18, 1910	8	2	9	109	118	
Warren	Indianola	March 27, 1911	6	2	16	99	115	
Washington	Washington	June 12, 1911	6	2	8	176	184	
		July 18, 1910	6	2	21	141	162	
Wayne	Corydon	June 19, 1911	6	2	23	140	163	
Webster	Fort Dodge	June 12, 1911	6	2	9	184	193	
Winnebago	Forest City	July 12, 1910	10	2	7	99	106	
Winneshiek	Decorah	March 27, 1911	6	2	14	156	170	
Woodbury	Sioux City	June 19, 1911	8	2	3	151	154	
Worth	Northwood	June 29, 1910	10	2	3	53	56	
Wright	Clarion	August 22, 1910	6	1	12	178	190	
Total			6.8	1.9	948	15,067	16,015	

COUNTY SUPERINTENDENTS—CONTINUED.

JULY 1, 1910, TO JUNE 30, 1911

Institute Fund: Receipts: On hand July 1, 1910	Examination fees from July 1, 1910, to June 30, 1911	Registration fees from July 1, 1910, to June 30, 1911	Enrollment fees	State appropriation	County appropriation and other sources	Total	Expenditures: Instruction and lectures	Incidentals	On hand June 30, 1911
68.99	168.50	267.00	381.00	100.00		985.49	738.00	16.00	231.49
327.41	78.00	222.00	140.00	50.00		817.41	464.20	28.30	324.91
287.50	151.50	250.00	191.00	50.00		930.00	580.00	66.50	283.50
338.30	103.00	208.00	320.00	100.00	278.35	1,347.65	1,217.00	130.65	
399.48	79.50	239.00	139.00	50.00		906.98	490.00	61.03	355.95
87.25	265.50	549.00	416.00	50.00		1,367.75	967.54	350.13	50.08
	86.50	166.00	126.00	50.00		428.50	361.50	39.02	27.98
321.44	84.00	156.00	160.00	50.00	5.00	776.44	380.00	29.50	366.94
468.61	103.50	185.00	117.00	50.00		924.11	600.00	15.10	309.01
612.94	100.50	232.00	148.00	50.00		1,143.44	395.00	113.00	635.44
158.16	137.00	270.00	203.00	50.00		818.16	500.75	165.13	152.28
610.20	105.50	229.00	165.00	50.00		1,159.70	557.00	41.50	561.20
529.60	137.50	316.00	168.00	50.00		1,211.10	400.00	51.50	759.60
135.12	78.00	158.00	80.00	50.00		501.12	350.00	11.60	139.52
252.50	79.50	144.00	115.00	50.00		641.00	347.50	30.00	263.50
217.25	119.00	228.00	109.00	50.00		723.25	445.00	40.15	238.10
68.10	95.00	197.00	187.00	50.00		597.10	405.00	30.35	161.75
246.56	92.00	214.00	225.00	50.00		727.56	390.95	57.01	279.60
1.41	122.50	295.00	182.00	50.00		580.91	441.50	115.99	23.42
60.10	109.00	254.00	130.00	50.00		603.10	330.00	30.00	243.10
8.71	86.50	130.00	77.00	50.00	79.79	432.00	401.00	29.50	1.50
178.32	131.00	243.00	159.00	50.00		761.32	615.63	45.70	99.99
2.00	148.00	197.00				347.00	210.00	46.00	91.00
87.63	161.00	281.00	170.00	50.00		749.63	478.00	110.00	161.63
142.95	136.00	208.00	145.00	50.00		681.95	486.83	44.00	151.12
1,044.07	347.00	779.00	82.00			2,252.07	824.00	406.73	1,021.34
1,204.11	222.50	544.00	275.00	50.00		2,295.61	928.50	137.08	1,230.03
101.31	138.00	267.00	167.00	50.00		723.31	646.00	19.00	64.31
129.97	96.50	188.00	215.00	100.00		729.47	690.50	38.97	
342.71	109.00	215.00	116.00	50.00		832.71	524.00	53.02	255.69
1,367.32	128.00	399.00	482.00	50.00	3.25	2,429.57	879.44	68.25	1,481.88
6.68	115.00	231.00				352.68	102.00		250.68
691.39	149.50	280.00	298.00	100.00	24.41	1,543.30	1,046.00	11.50	485.80
457.94	153.00	305.00	177.00	50.00		1,142.94	423.05	69.51	650.38
487.00	94.50	224.00				805.50	27.44		778.06
148.06	103.00	224.00	126.00	50.00	749.25	1,400.31	1,316.50	48.00	35.81
301.75	131.50	199.00	181.00	50.00		863.25	518.17	96.00	249.08
17.02	88.00	176.00				281.02			281.02
324.39	151.00	308.00	217.00	50.00		1,050.39	664.63	43.40	342.36
204.04	188.50	221.00	233.00	100.00	2.00	948.54	776.42	51.25	120.87
64.02	135.00	236.00	184.00	50.00		669.02	535.00	43.00	91.02
221.96	86.00	195.00	325.00	100.00		927.96	864.00	57.00	6.96
393.24	164.00	323.00	193.00	50.00		1,123.24	670.99	83.00	369.25
48.78	139.50	125.00	106.00	50.00		469.28	360.00	37.00	72.28
86.77	129.00	206.00	170.00	50.00		636.77	479.00		156.77
294.07	280.50	457.00	154.00	50.00		1,145.57	675.00	46.25	424.32
158.69	47.00	125.00	56.00	50.00		416.69	294.45	11.70	110.54
140.41	98.00	249.00	190.00	50.00	138.00	865.41	650.00	126.00	89.41
$26,839.51	$12,250.50	$24,032.00	$16,015.00	$ 5,050.00	$ 1,668.52	$85,855.53	$52,212.65	$ 6,295.11	$ 27,347.77

ABSTRACT [E]—REPORTS OF COUNTY SUPERINTENDENTS—CON.

INSTITUTE FACULTIES, JULY 1, 1910, TO JUNE 30, 1911

Counties	Conductors	Instructors and Lecturers
Emmet	T. J. Lerdall	Instructors: A. F. Benson, Myrtle Robeson, J. L. Mishler, A. H. Porter, Vashti Wilcox. Lecturers: A. F. Benson, A. H. Porter, W. C. Wassen.
Fayette	R. H. Belknap	Instructors: G. E. Finch, Mrs. Eva Fleming, T. R. Cole, A. E. Parsons, Emma Hancock, A. E. Bennett. Lecturers: C. H. French, Margaret Given.
Floyd	E. A. Sheldon, August 22, 1910	Instructors: E. T. Armstrong, F. W. Finke, Elizabeth Wellemeyer, Mary Korinke, Viola Walker. Lecturers: J. E. Stout, F. E. Hirsch.
	E. A. Sheldon, June 19, 1911	Instructors: E. T. Armstrong, F. W. Finke, Inez Devens, Mary Korinke, Elizabeth Wellemeyer. Lecturers: O. J. Kern, Z. C. Thornburg, P. G. Holden.
Franklin	J. A. Iverson	Instructors: A. D. Cromwell, F. A. Welch, Lucy Meacham, Josephine Dealy, H. F. Harris, Amelia Kraig. Lecturers: A. D. Cromwell, F. A. Welch, Frank C. Pellett, Sheridan R. Jones.
Greene	A. J. Oblinger	Instructors: Louise Crawford, D. M. Kelly, L. C. Rusmisel, H. C. Roelofsz, Leslie I. Reed, Ruby Baughman. Lecturers: George H. Betts, D. E. Cloyd.
Grundy	A. M. Gray	Instructors: Irwing King, Thos. E. Johnson, E. L. Ferrier, C. W. Bangs, Myrtle M. Robeson. Lecturer: E. C. Bishop.
Guthrie	O. G. Hamilton	Instructors: F. S. Lowden, Carrie McFaden, H. E. Ilsley, Addie Maulsby, J. W. Piercy, H. H. Linton, F. E. Palmer. Lecturers: None.
Hamilton	J. M. Holaday, 1910	Instructors: Margaret Overholser, D. M. Kelly, W. W. Overmeyer, A. P. Heald, L. A. Wilson, Grace Lee. Lecturers: None.
	E. F. Snow, 1911	Instructors: A. D. Cromwell, F. A. Welch, D. M. Kelly, Mrs. H. M. Mitchell, Metta Robinson. Lecturers: Mrs. H. M. Mitchell, A. D. Cromwell, F. A. Welch.
Hancock	J. R. Baggs	Instructors: Harry D. Kies, F. H. Sunderlin, Hannah Tierney. Lecturers: Chas. A. Pye, C. P. Colgrove, Chas. A. Payne, A. E. Kepford, Sid Backus.
Hardin	Julia Scurry	Instructors: Alice Wilson, L. C. Rusmisel, W. C. Van Ness, S. H. Buntley, J. E. Stout, C. P. Colgrove, L. Hezzlewood, Julia Scurry. Lecturers: None.
Harrison	D. E. Brainard	Instructors: Irving King, H. A. Kinney, Elizabeth Thompson, C. S. Cobb, L. C. Bryan, Dorothy Scott, G. B. Rigg, A. MacMurray. Lecturers: G. B. Rigg, A. MacMurray.
Henry	L. Antrim	Instructors: David Williams, Kathryn Stichter, Annie E. Packer, C. D. McClain, May Hills, H. E. Jaques, Mrs. O. M. Drummond, J. W. Edwards, D. H. Barton, C. W. Cruikshank. Lecturers: None.
Howard	Emma Falgatter	Instructors: Fanchon Moffett, Robt. Rienow, A. R. McCook, Mrs. Crawford, David Patten, H. C. Hollingsworth, Chas. Wassam, Mrs. Beaumont. Lecturers: None.
Humboldt	Clarence Messer	Instructors: O. T. Corson, Minnie Babcock, G. T. Moffett, Elizabeth Pattee, F. A. Welch. Lecturer: O. T. Corson.

ABSTRACT [E]—REPORTS OF COUNTY SUPERINTENDENTS—CON

INSTITUTE FACULTIES, JULY 1, 1910, TO JUNE 30, 1911

Counties	Conductors	Instructors and Lecturers
Ida	Wilson Jones	Instructors: C. W. Wassam, O. G. Hamilton, Geo. E. Schlafer, Elizabeth Pattee, Albert Gullette. Lecturers: C. W. Wassam, F. E. Lark.
Iowa	Mary F. McEachran	Instructors: E. D. Starbuck, Clarence McCracken, C. H. Carson, Mark Mullen, Frances E. Strong, Mrs. A. E. Dimick. Lecturers: E. D. Starbuck, Walter S. Athearn, Henry Koenig.
Jackson	E. R. Stoddard	Instructors: L. C. Rusmisel, E. L. Rickert, T. B. Stewart, Addie J. Maulsby, Mary G. Hancock. Lecturers: L. C. Rusmisel, A. J. Pearson, W. H. Bender, Howard Vaughn.
Jasper	Laura N. Killduff	Instructors: W. B. Guthrie, W. N. Clifford, C. F. Garrett, Mrs. Hattie M. Mitchell, Mollie Brown, Lucy Hall, O. J. Browning, Mrs. Anna Woodbury. Lecturers: John Merritte Driver, W. O. Riddell.
Jefferson	Bessie B. Buchanan, 1910	Instructors: F. M. Hammitt, Emma C. Moulton, H. C. Hollingsworth, E. C. Roberts, A. C. Fuller. Lecturers: Ida B. Wise, G. E. Weaver.
	June Childester	Instructors: A. C. Fuller, Annie E. Packer, Emma C. Moulton, J. W. Tavenner, Charlotte E. Sweney, C. P. Colgrove. Lecturers: E. C. Bishop, C. P. Colgrove.
Johnson	C. M. Miller, 1910	Instructors: H. E. Blackmar, Blanche Goudy, C. W. Wassam, H. M. Tipsword, W. W. Felkner, A. L. Heminger, Geo. H. Mullen. Lecturers: E. A. Steiner, B. Shimek, W. S. Athearn, F. E. Bolton.
	C. M. Miller, 1911	Instructors: H. E. Blackmar, Louis Eigel, Geo. W. Tidd, W. P. Christy, Katherine Stichter. Lecturers: A. M. Deyoe, Joseph Fort Newton, Geo. H. Mullen.
Jones	Kate Maurice	Instructors: J. W. Howerth, Katherine McGuire, A. MacMurray, G. E. Farley, G. E. Farrell, T. M. Clevenger. Lecturers: J. W. Howerth, A. MacMurray.
Keokuk	Harry S. McVicker	Instructors: F. E. Bolton, A. L. Heminger, J. E. Miller, J. J. Williams, James R. McVicker, C. E. Miller, T. M. Frail, Elizabeth Miller, Jessica Strawbridge. Lecturers: F. E. Bolton, Walter S. Athearn, A. E. Kepford.
Kossuth	Sid J. Bachus	Instructors: T. B. Morris, E. J. Feuling, Josephine Patton, Margaret Overholser, Josie Pettitone, J. F. Overmeyer, L. N. Gerber. Lecturers: Chautauqua.
Lee	E. C. Lynn	Instructors: W. N. Ferris, C. W. Wassam, T. B. Morris, Blanche Goudy, R. L. Reid, Alice Immegart. Lecturers: C. W. Wassam, W. N. Ferris.
Linn	A. B. Alderman	Instructors: John R. Slacks, J. J. McConnell, F. L. Mahannah, C. O. Bates, John E. Stout, Agnes L. Parzybok, Mrs. Bertha C. Roper, P. W. Peterson, W. S. Still, Theresa Dansdill. Lecturers: Mrs. G. T. Thompson, J. O. Reed.
Louisa	R. R. Hunt	Instructors: G. W. Stephens, J. A. Davis, Mary Sykes, G. W. Weber, J. L. Packer, Hugh R. Newsom. Lecturer: J. A. Davis.

ABSTRACT [E]—REPORTS OF COUNTY SUPERINTENDENTS—CON.

INSTITUTE FACULTIES, JULY 1, 1910, TO JUNE 30, 1911

Counties	Conductors	Instructors and Lecturers
Lucas	Mrs. Laura M. R. Gow	Instructors: John E. Stout, Charles F. Garrett, G. E. Weaver, Mrs. Wm. Bell, Mrs. Greta Mayhew, Alma Clay. Lecturers: Charles F. Garrett, Alfred J. Pearson, G. E. Weaver, J. E. Stout.
Lyon	E. T. Gilman	Instructors: Newton N. Preston, C. F. Garrett, Bertha Comee, John C. DeMar, Grace A. Randall, L. C. Wilton, A. P. Hargrave, W. S. Wilson. Lecturers: None.
Madison	Jno. Gentry	Instructors: C. E. Akers, Mrs. Hattie Moore-Mitchell, C. F. Garrett, Effie Silliman. Lecturers: Chas. S. Medbury, Mrs. Hattie Moore-Mitchell, C. F. Garrett, L. D. Osborn, Ida B. Wise, Rev. Corkey.
Mahaska	Chas. H. Young	Instructors: Howard L. Hockett, Mrs. Hattie Moore-Mitchell, C. E. Avis, Geo. H. Betts, Jessie L. Duboc, J. P. Coleman, F. W. Else. Lecturers: None.
Marion	Nora E. White	Instructors: G. E. Weaver, P. B. Woods, F. M. Frush, S. G. Richards, Mrs. Greta Mayhew, Sallie Walker. Lecturers: D. E. Cloyd, G. E. Weaver.
Marshall	Mary E. Hostetler	Instructors: Nat M. Brigham, C. P. Colgrove, Esse V. Hathaway, Ida Fitzsimmons, Mrs. Nellie Wall, Mrs. Margaret L. Weber, Luella Chapman, A. Palmer. Lecturers: Nat M. Brigham, C. P. Colgrove.
Mills	Geo. E. Masters	Instructors: M. C. Galpin, W. M. Moore, Jeannette Kling, J. H. Morgan, F. E. Green. Lecturers: None.
Mitchell	H. E. LaRue	Instructors: Mrs. E. Carmichael, Bertha Comee, A. F. Benson, Tina Powers, Geo. H. Sawyer, Ralph R. Lewis. Lecturers: None.
Monona	Ella M. Gardner	Instructors: A. V. Storm, Eleanor Lally, Ira W. Howerth, D. M. Kelly, F. E. Tellier. Lecturers: Walter S. Athearn, Ira W. Howerth, D. M. Kelly.
Monroe	Myrta Harlow	Instructors: Bertha M. Cadwell, Eva Fisher, Mrs. Angie Reitzel, Alma Rothe, Frank T. Vasey, G. W. Willitt, H. C. Hollingsworth. Lecturers: F. C. Ensign, C. P. Colgrove, H. C. Hollingsworth, Preston W. Search.
Montgomery	Clara L. Cowgill	Instructors: Mrs. Ella Ford Miller, H. E. Wheeler, F. C. Vasey, Mrs. Hattie E. Hough, Mrs. Edith C. Salisbury. Lecturers: A. J. Pearson, W. N. Davidson.
Muscatine	M. F. Cronin	Instructors: L. G. Focht, W. A. Dunlavy, A. L. Heminger, Bessie Buchanan, Blanche Goudy. Lecturers: George H. Betts, J. G. Cartertroop.
O'Brien	J. J. Billingsly	Instructors: Josephine Taylor, Elizabeth Pattee, Viola Waller, W. S. Wilson, S. H. Buntley, F. A. Poots. Lecturers: None.
Osceola	Mary E. DeBoos	Instructors: A. F. Benson, A. V. Storm, F. E. Palmer, Helena Redmond, J. H. McAnelly, Anna Casey, Alice Foster. Lecturers: A. F. Benson, A. V. Storm.
Page	Jessie Field	Instructors: M. C. S. Noble, F. C. Ensign, C. F. Garrett, Charlotte Reed, Charlotte Sweney, Rilla Waugh, L. R. Hudson. Lecturers: None.
Palo Alto	None reported	

ABSTRACT [E]—REPORTS OF COUNTY SUPERINTENDENTS—CON.

INSTITUTE FACULTIES, JULY 1, 1910, TO JUNE 30, 1911

Counties	Conductors	Instructors and Lecturers
Plymouth	G. C. Countryman	Instructors: F. E. Bolton, F. E. Palmer, Geo. Betts, Hattie Mitchell. Lecturers: T. B. Morris, Luther Freeman, Lela Young.
Pocahontas	W. P. Jensen	Instructors: A. E. Bennett, E. C. Roberts, M. R. Hassel, D. M. Kelly, Martha Batty, Ventura Platt. Lecturers: O. E. Hibbs, P. E. McClenahan, A. E. Bennett, A. V. Storm, C. P. Colgrove.
Polk	Jennie Steele Huegle	Instructors: Eleanor Hammond, Blanche M. Sleeper, Ethel Marcia Maxfield, Alice C. Wilson, Emily R. Talbott, Buelah Buxton. Lecturer: Charles A. Payne.
Pottawattamie	Charlotte Dryden	Instructors: R. M. Lampman, F. C. Pellett, C. M. Harlan, L. C. Rusmisel, Ben E. Foster, Geo. Koebel, J. H. Beveridge, S. L. Thomas. Lecturers: W. C. Wilson, Irving King, F. C. Pellett, B. W. Crossley.
Poweshiek	Sarah A. Carpenter	Instructors: Clarence W. Wassam, Eugene Henely, T. M. Clevenger, Bessie Wallace, Edna Davis, Leona McLain, Ethel Meigs. Lecturers: Clarence W. Wassam, J. D. Stoops.
Ringgold	Etta J. Rider, 1910 and 1911	Instructors: Adam Pickett, W. L. Barrett, Mabel Reed, Katherine McGuire, Dorothy Scott, Fred Vorhies, J. W. Graham, Frank Lindeman. Lecturers: H. H. Seerley, A. E. Kepford.
Sac	Jno. R. Slacks	Instructors: C. F. Garrett, G. W. Lee, D. Patten, H. L. Eells, A. B. Alderman, Lou Watson. Lecturer: A. E. Kepford.
Scott	Henry E. Ronge	Instructors: Geo. E. Farrell, W. W. Overmeyer, Elizabeth Pattee, Paul F. Voelker, Mrs. H. O. Williams, J. H. Paarmann, Ernst Otto. Lecturer: G. C. Fracker. Lecturers—Supplemental: Preston W. Search, Paul F. Voelker, Geo. H. Betts.
Shelby	None	Supplemental Lecturers: Fred Morrow Fling, W. H. Bender, Emily Wood.
Sioux	F. E. Fuller, 1910 and 1911 (2 Inst.)	Instructors: O. M. Elliott, C. F. Garrett, Lou Watson, Josephine Miller, Lettie Keerl, J. E. Stout, L. C. Rusmisel, Ella Ford Miller, B. F. Youel, J. J. Rae, W. J. Guthrie, B. S. Buntley. Lecturers: O. M. Elliott, C. F. Garrett, F. E. Palmer, W. H. Bender, J. E. Stout, David McEwan, A. V. Storm, Lura Phillips.
Story	I. J. Scott	Instructors: J. F. Meyer, F. A. Nims, H. W. Dana, J. J. Feroe, Nell McNichols, F. E. King. Lecturers: J. F. Meyer, F. E. King.
Tama	None reported	
Taylor	E. E. Kuhn	Instructors: E. R. Sanford, Allen Peterson, W. J. Guthrie, J. W. Tavener, Laura Bowman, Ella Wood, F. O. Belzer. Lecturer: Geo. W. Sampson.
Union	Sylvia Cook	Instructors: Esta Summy, Clarice Baird, Jennie M. Golden, W. C. Kennedy, J. W. Radebaugh, Lecturers: F. C. Ensign, Frederick Bolton, Chas. Fordyce, Jas. Bryan.
Van Buren	None reported	

ABSTRACT [E]—REPORTS OF COUNTY SUPERINTENDENTS—Con.

INSTITUTE FACULTIES, JULY 1, 1910, TO JUNE 30, 1911

Counties	Conductors	Instructors and Lecturers
Wapello	Elizabeth Burgess	Instructors: E. J. Feuling, O. H. Cessna, M. W. Rozelle, Josephine Taylor, A. F. Benson, F. M. Hammitt, L. A. Wilson, Mrs. Theodosia Harrison. Lecturers: A. F. Benson, F. M. Hammitt, C. P. Colgrove, O. H. Cessna, Dr. Clark, E. C. Bishop, Kate Lester.
Warren	O. E. Smith, 1910	Instructors: J. W. Radebaugh, C. Schell, Carrie Van Gilder, Eva Leonard, Persis Heaton.
	O. E. Smith, 1911	Instructors: J. E. Prather, Carrie Van Gilder, Effie Silliman, Mabel Sells, C. J. Pierce, Clara Lee, Bessie Hallam, Alice Wheeler, Rosalthea Hall, Mary Martin, Walter Boyd, Mabel Hughes, Mayme Sutton, D. G. Kennedy. Lecturers (1910): O. H. Benson; (for 1911): Prof. Tilton, E. W. Beard.
Washington	Minnie R. Conner	Instructors: A. E. Bennett, F. A. Welch, A. C. Fuller, H. E. Case, Emma C. Moulton, Charlotte Sweney, Edna D. Throckmorton. Lecturers: A. E. Bennett, F. A. Welch, Emma C. Moulton.
Wayne	M. Jane Reddick	Instructors: R. B. Crone, A. E. Parsons, Minnie W. Rozelle, D. M. Kelly, Inez F. Kelso, Grace Munsinger, Pauline Hamilton.
	Anna King Pittard, 1911	Instructors: H. M. Thompson, B. R. Lewis, Minnie Dungan, J. C. McGlade, D. S. Domer, Bertha Day, Pauline Hamilton. Lecturers: A. V. Storms, R. B. Crone, D. M. Kelly, C. W. Wassam; 1911, Howard Vaughn, D. S. Domer, B. R. Lewis.
Webster	Mary A. Carey	Instructors: C. V. Findlay, J. F. Monk, J. R. Townsend, Ina Johnson, Katherine Duffy, Bertha C. Roper. Lecturers: T. S. Lowden, Arthur MacMurray.
Winnebago	L. G. Brown	Instructors: W. S. Still, A. B. Alderman, C. F. Pye, Mrs. I. W. Boe, Thorvald Thorson, Hannah Tierney, W. W. Overmyer, A. J. Boe. Lecturers: None.
Winneshiek	Sigurd Reque	Instructors: A. H. Porter, Alice Wilson, C. W. Wassam, W. L. Peck, Ella Treat, J. C. Richter, Eva M. Fleming. Lecturer: C. W. Wassam.
Woodbury	T. B. Morris	Instructors: M. D. Smith, E. J. Feuling, Sid J. Backus, D. M. Kelly, Myrtle L. Gates, Fannie Foster, C. F. Clark. Lecturers: M. D. Smith, E. J. Feuling, Sid J. Backu ,sD. M. Kelly, C. F. Clark, F. D. Haddock, S. L. Chanaler, R. P. Smith, E. C. Wolcott.
Worth	O. E. Gunderson	Instructors: W. H. Hegemann, C. A. Melby, Mrs. D. Steeve, Mrs. Noma Osman, Jennie Sanders. Lecturers: A. J. Pearsons, W. H. Hegemann, C. A. Melby.
Wright	O. H. Benson	Instructors: G. H. Betts, A. D. Cromwell, Miss Ward, Mr. Meyers, Mr. Focht, Miss Reed, W. M. Solomon, A. B. Alderman. Lecturers: S. S. House, G. H. Betts, A. D. Cromwell.

ABSTRACT [F]—REPORTS OF COUNTY SUPERINTENDENTS

CORPORATIONS, DIRECTORS, TEACHERS, JUNE 30, 1911

Counties	Sub-districts	Corporations				Directors				Teachers		
		School township	Independent city, town and village	Rural independent	Total	School township	Independent city, town and village	Rural independent	Total	Number necessary	Number persons employed	
											Males	Females
Adair	128	15	5	10	30	131	25	30	186	168	23	255
Adams	77	9	5	38	42	81	25	84	190	140	15	192
Allamakee	59	9	8	63	80	60	40	189	289	157	17	223
Appanoose	94	13	12	23	48	96	60	69	225	218	43	221
Audubon	106	12	4	------	16	108	20	------	128	137	20	177
Benton	82	10	12	87	109	84	60	261	405	249	44	293
Black Hawk	77	10	6	60	76	77	34	180	291	358	43	369
Boone	92	11	9	49	69	92	45	147	284	237	21	338
Bremer	40	6	9	58	73	40	45	174	259	144	19	182
Buchanan	77	9	10	55	74	83	50	165	298	202	22	277
Buena Vista	113	14	9	8	31	118	45	24	187	184	18	211
Butler	96	11	10	38	59	98	50	114	262	196	23	268
Calhoun	132	16	10	------	26	133	50	------	183	199	16	260
Carroll	106	14	12	18	44	116	60	54	230	197	21	240
Cass	130	15	8	9	32	133	40	27	200	210	20	278
Cedar	98	12	14	31	57	104	70	93	267	198	31	242
Cerro Gordo	105	12	8	22	42	108	40	66	214	290	22	268
Cherokee	106	15	8	7	30	126	40	21	187	184	19	260
Chickasaw	53	5	9	53	67	55	45	159	259	153	26	185
Clarke	78	9	4	D.	37	78	20	72	170	122	30	153
Clay	117	16	6	------	22	132	30	------	162	162	30	213
Clayton	140	18	16	19	53	146	80	57	283	237	26	257
Clinton	134	17	13	24	54	141	71	72	284	340	23	342
Crawford	107	20	10	------	30	156	50	------	206	248	25	286
Dallas	112	13	14	21	48	113	70	63	246	230	28	263
Davis	34	5	8	61	74	37	38	183	258	125	30	138
Decatur	66	9	10	44	63	71	50	132	253	167	27	173
Delaware	114	14	8	17	39	118	40	51	209	18	19	231
Des Moines	23	6	6	54	66	32	32	162	226	22	29	231
Dickinson	66	10	5	4	19	72	25	12	109	11	10	126
Dubuque	68	10	11	42	63	71	55	126	252	27	20	274
Emmet	71	10	2	------	12	74	10	------	84	122	8	123
Fayette	101	12	14	70	96	108	70	210	388	265	23	345
Floyd	103	11	5	11	27	107	25	33	165	175	19	222
Franklin	100	12	8	30	50	100	40	90	230	173	26	241
Fremont	104	11	8	11	30	105	40	35	180	179	13	224
Greene	127	14	8	9	31	132	40	27	199	194	27	273
Grundy	73	9	9	44	62	77	45	132	254	162	22	212
Guthrie	134	15	9	6	30	137	45	18	200	202	38	302
Hamilton	106	14	9	24	47	110	45	72	227	194	24	264
Hancock	126	16	9	------	25	124	45	------	169	168	15	192
Hardin	77	8	12	53	73	78	58	159	295	216	39	274
Harrison	118	16	10	24	50	118	50	72	240	245	33	281
Henry	32	4	10	63	77	32	50	189	271	198	23	186
Howard	93	11	4	7	22	93	20	21	134	134	17	174
Humboldt	85	10	10	9	29	90	50	27	167	147	15	174
Ida	99	12	5	------	17	99	25	------	124	145	16	192
Iowa	76	10	7	58	75	76	35	174	285	185	38	229
Jackson	105	14	9	36	59	112	45	108	265	206	35	228
Jasper	147	16	11	29	56	147	49	87	283	266	23	344
Jefferson	68	9	6	23	38	73	30	69	172	141	14	187
Johnson	112	16	5	43	64	122	25	129	276	226	39	303
Jones	70	9	9	54	72	73	45	162	280	191	15	229

ABSTRACT [F]—REPORTS OF COUNTY SUPERINTENDENTS—Con.

CORPORATIONS, DIRECTORS, TEACHERS, JUNE 30, 1911

Counties	Sub-districts	Corporations				Directors				Teachers		
		School township	Independent city, town and village	Rural independent	Total	School township	Independent city, town and village	Rural independent	Total	Number necessary	Number persons employed	
											Males	Females
Keokuk	24	2	17	96	115	26	85	288	399	211	62	227
Kossuth	205	27	11	1	39	208	55	3	266	266	26	335
Lee	47	7	8	57	72	48	42	171	261	223	27	224
Linn	106	11	19	55	85	115	97	167	379	420	42	506
Louisa	59	9	11	18	38	63	55	54	172	125	29	152
Lucas	33	4	4	56	64	33	20	168	221	133	27	158
Lyon	94	13	8	10	31	96	40	32	168	182	30	194
Madison	104	12	8	19	39	108	40	57	205	182	21	269
Mahaska	70	9	10	63	82	75	46	189	310	245	38	267
Marion	22	4	16	96	116	26	80	288	394	212	32	235
Marshall	87	12	11	47	70	98	55	141	294	242	20	306
Mills	20	4	8	56	68	20	42	168	230	138	12	145
Mitchell	50	8	11	36	55	52	55	108	215	138	19	141
Monona	119	16	10	9	35	126	50	29	205	197	19	256
Monroe	60	7	7	33	47	63	35	99	197	184	25	185
Montgomery	85	10	6	17	33	90	30	51	171	162	29	210
Muscatine	68	11	7	20	38	70	35	60	165	217	22	252
O'Brien	124	15	6	1	22	129	30	5	164	205	24	224
Osceola	91	11	3	------	14	97	15	------	112	117	16	144
Page	75	10	13	43	66	78	65	129	272	229	22	222
Palo Alto	124	16	8	------	24	128	40	------	168	173	11	205
Plymouth	156	23	11	1	35	169	55	3	227	208	15	292
Pocahontas	124	15	7	8	30	130	35	24	189	180	17	224
Polk	86	13	9	40	62	87	47	120	254	720	49	724
Pottawattamie	213	25	13	15	53	225	67	45	337	463	43	557
Poweshiek	114	14	8	16	38	120	40	47	207	207	49	261
Ringgold	95	12	10	29	51	95	50	87	232	166	22	193
Sac	123	15	9	1	25	128	45	5	178	186	20	235
Scott	77	13	10	19	42	87	52	59	198	359	39	334
Shelby	130	16	8	2	26	134	40	6	180	179	32	237
Sioux	160	21	12	2	35	165	60	8	233	240	24	255
Story	108	14	17	15	46	109	85	45	239	254	34	302
Tama	93	12	11	71	94	98	55	213	366	240	28	310
Taylor	90	12	11	26	49	96	55	78	229	176	28	236
Union	88	10	8	16	34	90	40	48	178	171	23	218
Van Buren	57	7	16	41	64	57	78	123	258	151	26	168
Wapello	54	8	7	40	55	55	87	120	212	245	27	271
Warren	52	7	14	74	95	55	70	222	347	187	32	249
Washington	42	6	9	76	91	44	45	228	317	189	27	224
Wayne	92	13	10	24	47	99	50	72	221	174	36	175
Webster	136	18	10	34	62	142	52	102	296	268	13	336
Winnebago	70	9	7	12	28	73	35	36	144	125	16	140
Winneshiek	99	14	12	33	59	104	60	99	263	194	25	223
Woodbury	125	16	15	32	63	124	77	96	297	435	55	532
Worth	88	12	6	------	18	92	30	------	122	117	18	121
Wright	119	15	8	8	31	127	40	24	191	204	27	265
Total	9,295	1,182	918	2,901	5,001	9,651	4,604	8,718	22,973	20,608	2,560	24,589

ABSTRACT [G]—REPORTS OF

SPECIAL LIBRARY REPORT

Counties	Number Volumes Purchased					
	From teachers fund	From school-house fund	From contingent fund	Total from district funds	Total from voluntary efforts	Total from all sources
Adair	280		77	366	44	410
Adams	20		30	50	45	95
Allamakee	377	15	155	547	65	612
Appanoose	*	*			324	324
Audubon	300			300		300
Benton	200		29	229	30	259
Black Hawk	200		71	271		271
Boone	589		175	764	10	774
Bremer	35	31	104	170	90	260
Buchanan	164		134	298	126	424
Buena Vista	268		424	692	128	820
Butler	178		57	235		235
Calhoun	69	8	557	634		634
Carroll						
Cass	109		166	275	24	299
Cedar	180		198	378	44	422
Cerro Gordo	57		115	172	3	175
Cherokee	200		60	260	60	320
Chickasaw	25		87	112	402	514
Clarke	107		129	236	50	286
Clay					97	97
Clayton	236		146	382	102	484
Clinton	652		556	1,208	567	1,775
Crawford	314		210	524	25	549
Dallas	200		210	410	165	575
Davis	109		41	150	41	191
Decatur	38	2	381	421	6	427
Delaware	315		56	371	44	415
Des Moines	12			12		12
Dickinson	120		103	223	85	308
Dubuque		*	954	954	66	1,020
Emmet	70		21	91	73	164
Fayette	210		150	360	200	560
Floyd	84		44	128	350	478
Franklin	396		9	405	125	530
Fremont						
Greene	101		131	232	16	248
Grundy	32		142	174	118	292
Guthrie	104		167	271	199	470
Hamilton	267		49	316	30	346
Hancock	478	21	198	697	220	917
Hardin	1,221		356	1,577		1,577
Harrison	71		184	255		255
Henry	80	16	94	190	57	247
Howard						
Humboldt	79		88	167	263	430
Ida	40		74	114	100	214
Iowa	69		81	150	68	218
Jackson	12		78	90		90
Jasper	196		171	367	155	522
Jefferson	213		115	328	13	341
Johnson	116	5	243	364	150	514
Jones	132		259	391	71	462

COUNTY SUPERINTENDENTS

JULY 1, 1910, TO JUNE 30, 1911

Amount Expended						No. rural schools provided with suitable library cases	No. districts provided with libraries		
From teachers fund	From school-house fund	From contingent fund	Total from district funds	From money raised by voluntary efforts	Total from all sources		Sub-districts	Rural Independent	Independent city, town and village
158.50		$ 97.04	$ 255.54	$ 24.35	$ 279.89	123	129	10	5
13.94		24.26	38.20		38.20	40	60	27	5
137.7	$ 9.14	109.02	255.88	39.00	294.88	95	59	63	8
10.05	27.54	161.90	199.49	60.50	259.99	42	88	21	11
156.40			156.40		156.40		*	*	
127.92		55.16	183.08	43.65	226.73	156	75	83	12
156.00		204.95	360.95		360.95	50	30	50	5
513.79		115.22	629.01	46.00	675.01	102	90	47	9
19.55	13.22	57.28	90.05	55.00	145.05	80	42	52	9
87.91		79.51	167.43	50.75	218.18	96	77	57	10
65.85		323.75	389.60	48.75	438.35	72	115	4	7
234.31		261.13	495.44		495.44	112	96	40	10
41.02	12.00	331.93	384.95	43.00	427.95	114	124		10
102.50		23.40	125.90		125.90	98	98	10	11
50.42		81.85	132.27	195.50	335.77	126	131	9	8
114.35		125.93	240.28	9.10	249.38	72	99	29	14
22.00		459.38	482.38	1.05	483.43	81	104	22	7
114.63		76.04	190.67	98.17	288.84	126	135	7	8
3.74		13.73	17.47	300.50	317.97	42	90	48	9
56.05		51.63	107.68	20.00	127.68	63	78	24	3
86.40		96.10	182.50	56.39	238.89	69	116		6
158.09		105.41	263.50	87.76	351.26	110	143	19	16
261.71		217.03	478.74	327.00	805.74	129	136	24	13
118.43		160.88	279.31	10.00	289.31	130	175		10
218.78		228.09	446.87	250.00	696.87	118	130	21	13
59.82		16.85	67.67	12.57	80.24	80	33	48	8
23.03	.70	114.84	138.57	10.50	149.07	65	60	35	10
113.44		99.85	213.29	91.00	304.29	108	113	17	7
18.13		253.03	271.16	26.50	297.66	9	12	33	6
56.53		70.99	127.52	89.10	216.62	37	50	4	5
	242.00	344.62	586.62	32.75	619.37	100	70	50	10
90.48		62.64	153.12	132.95	286.07	74	74		2
70.79		56.98	127.77	60.00	187.77	165	98	67	14
43.85		24.04	67.89	195.00	262.89	96	103	11	5
238.25		21.91	260.16	130.00	390.16	100	100	30	8
33.34		312.98	346.32	182.53	528.85	80	75	5	8
72.37		115.06	187.43	48.45	235.88	75	85	5	8
17.11		69.10	86.21	66.50	152.71	111	73	44	9
79.17		61.09	140.26	139.18	279.44	138	134	6	9
214.50		56.03	270.53	28.00	298.53	110	98	24	8
257.52	22.63	149.15	429.30	134.75	564.05	112	127		9
115.65		95.46	211.11		211.11	130	70	68	12
38.65		98.23	136.88	59.58	196.46	52	88	14	12
132.47	92.33	123.94	348.74	69.00	417.74	70	27	53	9
49.58		42.50	92.08	13.00	105.08	85	93	7	4
44.37		173.01	217.38	165.70	383.08	81	76	9	10
22.50		75.00	97.50	77.00	174.50	97	98		5
95.44		135.48	230.92	97.09	328.01	92	76	55	7
10.00		68.29	78.29		78.29	70	40	30	9
112.67		79.14	191.81	100.00	291.81	133	135	13	10
221.40		158.41	379.81	6.78	386.59	65	73	22	5
46.83	2.20	103.93	152.96	61.25	214.21	145	155	41	5
64.69	6.76	153.06	224.51	76.85	301.36	131	70	59	9

ABSTRACT [G]—REPORTS OF

SPECIAL LIBRARY REPORT

Counties	Number Volumes Purchased					
	From teachers fund	From school-house fund	From contingent fund	Total from district funds	Total from voluntary efforts	Total from all sources
Keokuk	136		48	184	648	832
Kossuth	266		63	329	500	829
Lee	129		60	189	58	247
Linn	120		378	498	20	518
Louisa	42		88	130	83	213
Lucas	109		126	235	45	280
Lyon	73		6	79		79
Madison	96		58	154	7	161
Mahaska	90		217	307	3	310
Marion	181		225	406		406
Marshall	80		175	255	625	880
Mills	204		24	228	18	246
Mitchell	110		10	120	200	320
Monona	365		40	405	75	480
Monroe	17		131	148	334	482
Montgomery	109		63	172	75	247
Muscatine	150		85	235	17	252
O'Brien			108	108	189	297
Osceola	96			96	78	174
Page	434		226	660	399	1,059
Palo Alto	320		267	587	100	687
Plymouth	19		100	119	15	134
Pocahontas	143		57	200	175	375
Polk	30		419	449	138	587
Pottawattamie	464		78	542		542
Poweshiek	132		180	312	49	361
Ringgold	60		5	65	120	185
Sac						
Scott			172	172	69	241
Shelby	491		1,051	1,542		1,542
Sioux			121	121		121
Story	14		127	141	200	341
Tama	271		100	371	75	446
Taylor	30		175	205	70	275
Union	24		119	143	86	229
Van Buren	89		112	201	24	225
Wapello	432		37	469	293	762
Warren	37		60	97	46	143
Washington	252		73	325	61	386
Wayne	274	2	369	645	261	906
Webster	125		275	400	140	540
Winnebago	179		388	567	55	622
Winneshiek	299		51	350		350
Woodbury						
Worth	312		62	374	65	439
Wright	121		138	259	500	759
Total	16,259	100	14,546	30,905	10,767	41,672

COUNTY SUPERINTENDENTS—CONTINUED.

JULY 1, 1910, TO JUNE 30, 1911

Amount Expended						No. districts provided with libraries			
From teachers fund	From school-house fund	From contingent fund	Total from district funds	From money raised by voluntary efforts	Total from all sources	Number rural schools provided with suitable library cases	Sub-districts	Rural independent	Independent city, town and village
84.95		145.76	230.71	533.38	764.09				
115.96		74.65	190.61	225.00	415.61	195	205	1	11
67.55		52.62	120.17	20.25	140.42	70	47	40	8
237.68		492.06	729.74	35.53	765.27	163	106	6	19
29.03		167.21	196.24	187.50	383.74	65	51	16	8
53.75		69.40	123.15	27.00	150.15	63	33	57	4
63.20		4.45	67.65		67.65	61	77	11	8
74.44		34.24	108.68	11.95	120.63	83	103	19	8
53.32		199.52	252.84	15.15	267.99	31	31	19	2
90.51		93.16	183.67		183.67	50	22	96	14
42.74		112.90	155.64	435.00	590.64	70	87	35	11
110.25		19.95	130.20	19.83	150.03	80	20	63	8
56.23		7.50	63.73	174.00	237.73	86	50	36	11
239.35		84.38	323.73	72.00	395.73	55	109	21	10
19.30		229.41	248.61	127.80	376.41	65	60	40	7
42.71		60.92	103.63	54.25	157.88	94	85	17	6
87.80		43.74	131.54	10.45	141.99	42	38	5	8
		244.80	244.80	106.00	350.80	125	130		6
20.00			20.00	56.40	86.40	70	76		3
224.00		156.09	380.09	209.70	589.79	118	73	13	13
127.80		119.79	247.68	50.00	297.68	123	123		8
60.75		150.03	210.78	93.05	303.83	103	118	8	11
74.20		47.32	121.58	346.64	468.22	123	121	8	7
15.65		218.26	233.91	69.65	303.56	47	62	13	
390.97		61.30	452.27		452.27	115	115	15	16
52.46		51.13	103.59	13.00	116.59	109	116	16	8
71.80		4.20	76.00	100.00	176.00	55	45	20	10
		164.55	164.55	66.40	230.95	123	124	1	9
224.94		679.09	904.03		904.03	89	83	19	10
		264.99	264.99	54.30	319.29	99	129	2	8
172.95		203.14	376.09		376.09	134	151	2	12
15.48		136.80	152.28	224.00	376.28	76	101		7
162.87		49.64	212.51	61.26	273.77	105	93	71	11
14.39		155.00	169.39	48.00	217.39	55	87	26	9
123.79		58.65	182.44	163.25	345.69	70	60	9	8
61.04		287.60	348.64	17.10	365.74	28	57	39	16
205.38		17.42	222.80	390.57	613.37	42	46	40	7
17.65		30.12	47.77	23.10	70.87	129	52	80	14
215.60		105.71	321.31	201.88	523.19	102	44	74	9
137.14	1.27	313.26	451.67	191.34	643.01	32	92	24	9
61.65		140.23	201.88	70.00	271.88	136	141	45	
94.57		110.91	205.48	46.65	252.13	64	70	12	7
184.14		43.14	227.28		227.28	112	98	33	12
32.73	18.00	331.94	382.67		382.67	99	76	21	15
154.04		35.00	189.04	30.00	219.04	88	88		6
63.02		130.63	193.65	128.00	321.65	121	123	8	8
$ 9,822.48	$ 447.79	$12,803.84	$23,074.11	$ 8,413.88	$31,487.99	8,822	8,484	2,497	844

ABSTRACT [H] REPORTS OF

PRIVATE DEMONINATIONAL AND HIGHER EDUCATIONAL

Name of School	Location	Under Control of	When founded
ALLAMAKEE			
St. Patrick's School	Waukon	Catholic	1882
Waukon Business College	Waukon	Private	1890
BENTON			
Evan. St. John's School	Newhall	Ev. Lutherans	1870
St. Paul's Lutheran	Luzerne	Lutheran	1880
College for Blind	Vinton	State	1860
Tilford Academy	Vinton	Private	1871
St. Michael's School	Norway	Roman Catholic	1890
BLACK HAWK			
Iowa State Teachers' College	Cedar Falls	State	1876
The Waterloo Business College	Waterloo	Private	1884
College of Commerce	Waterloo	Private	
St. Mary's School	Gilbertville	Catholic	1892
St. Joseph's School	Eagle Center	Catholic	1907
St. Mary's High School	Waterloo	Catholic	
BOONE			
Sacred Heart	Boone	Catholic	1887
St. Paul's Ev. Luth. Parochial	Boone		
German Ev. Trinity School	Boone		
Boone Biblical College	Boone	Local Incorporation	1906
BREMER			
Wartburg Teachers' Seminary	Waverly	Lutheran	1878
St. Bernard's Academy	Waverly	Catholic	1880
St. Mathew's Academy	Maxfield	Lutheran Evan.	1878
Immanuel's Academy	Maxfield	Lutheran Evan.	1873
St. Paul's Academy	Denver	Evangelical	1862
St. Paul's Academy	Waverly	Lutheran	
St. Paul's Academy	Warren	Lutheran	1871
St. Paul's Academy	Douglas	Lutheran	1871
St. Peter's Academy	Tripoli	Evangelical	1880
St. Peter's Academy	Franklin	Lutheran Evan.	1902
St. Peter's Academy	Denver	Lutheran Evan.	1902
St. John's Academy	LeRoy	Lutheran	1876
St. John's Academy	Maxfield	Lutheran	
St. John's Academy	Douglas	Evangelical	
St. John's Academy	Sumner	Lutheran	1875
St. John's Academy	Fremont	Lutheran	1866
St. John's Academy	Tripoli	Lutheran	1901
St. John's Academy	Sumner	Lutheran	1887
Orphans' Home	Waverly	Lutheran	1863
BUCHANAN			
Notre Dame Seminary	Independence	Catholic	1869
St. Joseph's School	Independence	Catholic	1898
Immaculate Conception School	Fairbanks	Catholic	1896
St. John's Lutheran School	Fairbanks	Lutheran	1866
BUENA VISTA			
Buena Vista College	Storm Lake	Presbyterian	1891
St. John's School	Maple Valley Twp.	Lutheran	1881
Mt. Zion	Grant Twp.	German Lutheran	1885

COUNTY SUPERINTENDENTS

INSTITUTIONS BY COUNTIES JULY 1, 1910 TO JUNE 30, 1911

Income for the year	Number of professors	Other instructors	Students in college work	Students in preparatory work	Students in other courses	Total net enrollment for year ending June 30, 1911	Graduates in collegiate course	Graduates in other courses	Total graduated during year	President or Principal
$ 600.00		5		40	177	217		32	32	Rev. P. A. Walsh
1,159.75	2			49	21	70				M. E. Smith
	1			47		47		14	14	E. O. Bertram
500.00	1				43	43		11	11	H. A. Stolpes
31,724.20		16		139		139		12	12	Geo. D. Eaton, Supt.
7,000.00	6	2		150	155	305	2	21	23	T. F. Tobin
500.00	3			80		80				Sisters St. Francis
280,000.00	44	60	1,420	80	235	1,735	270	25	295	Homer H. Seerley
1,300.00		7			265	265		77	77	A. F. Gates
										R. E. Eklund
670.00		3		42	152	194				John Nemmers
600.00		4		12	107	119		1	1	Sister M. Carmelita
600.00		4		26	136	162		10	10	H. H. Forkenbrock
	1	4			205	205		3	3	Sister Mary Bertha
	1									
	1									Paul L. Schaefer
					68	68				J. Chas. Crawford
12,703.23	5	1	10	21	55	86	2	7	9	Aug. Englebrecht
	3				52	52				Sister Mary Ignatius
	1	1			38	38		8	8	M. Jahr
	1				64	64		8	8	Otto Scheller
	1	2		14		14				G. Krumm
		2			110	110		33	33	C. F. Llefelt
		2			52	52		13	13	John Hafner
	1				25	25		4	4	H. Kumph
	1		11	8		19	11	8	19	Martin Kleinan
		1			8	8		3	3	C. J. Gerlach
	1				25	25	14		14	F. Schoenbohm
	1			23		23		6	6	Theodor Haendschke
450.00	1				34	34		7	7	A. G. Studier
	1			30		30		6	6	H. Haeussler, Waverly
	1			44		44		5	5	F. Schedtler
	1			5	11	16	5		5	Ph. Ackermann
	1				12	12				Mr. Wunderlla
		2			34	34		20	20	H. Bredow
		2			57	57		10	10	Rev. J. F. Dilges
		5		15	83	98				Rev. P. O'Dowd
		2			49	55				Sister M. Alama
300.00		4		94	31	125		10	10	Rev. W. T. Donohue
300.00	1				22	24		13	13	Rev. Aug. Rueber
15,000.00	15	4	41	30	89	160	8	9	17	E. F. Blayney, V. P.
600.00	1					67			12	Jacob Schmidt
600.00	1					70			12	C. F. Gutz

ABSTRACT [H]—REPORTS OF

PRIVATE DENOMINATIONAL AND HIGHER EDUCATIONAL

Name of School	Location	Under Control of	When founded
CALHOUN			
St. John's	Pomeroy	Lutheran	1889
Immanuel Parochial	Rockwell City	Lutheran	1899
St. Paul's	Manson	Lutheran	1886
CARROLL			
St. John's	Arcadia	Catholic	1880
St. Bernard's	Breda	Catholic	1883
St. Joseph's	Carroll	Catholic	1880
St. Peter and Paul's	Carroll	Catholic	1889
St. Augustine	Halbur	Catholic	1901
St. Mary's	Mt. Carmel	Catholic	1875
Sacred Heart	Templeton	Catholic	1889
St. Mary's	Willey	Catholic	1883
CEDAR			
Evangelical St. John's	Clarence	German Evan. Synod	1882
German Eng. Lutheran	Lowden	Lutheran	1871
Evangelical Zion	Lowden	German Evan. Synod	1880
German Evangelical	Bennett	German Evan. Synod	1907
St. Paul's Lutheran	Stanwood	Lutheran	1908
Friend's Boarding School	West Branch	Friends	1890
CERRO GORDO			
St. Patrick's Academy	Dougherty	Catholic	1894
Sacred Heart Academy	Rockwell	Catholic	1900
CHEROKEE			
Loretta Academy	Marcus	Catholic	1892
Mt. St. Mary	Cherokee	Catholic	1909
Visitation School	Cherokee	Catholic	
CHICKASAW			
St. Joseph	New Hampton	Catholic	1905
St. Mary	New Hampton	Catholic	1894
Immaculate Conception	North Washington	Catholic	1885
Mt. Carmel	Lawler	Catholic	1882
St. Mary's	Alta Vista	Catholic	1904
St. Boniface	Ionia	Catholic	1903
Oliver College	New Hampton	Private	1897
CLINTON			
Clinton Business College	Clinton	Private	1885
German Lutheran Parochial	Clinton	German Lutheran Church	1883
Ger. Evang. Luth. Parochial	Grand Mound	German Lutheran Church	1903
Ger. Evang. Luth. Parochial	Charlotte	Lutheran Church	
Immaculate Conception School	Petersville	Catholic	1890
Mt. St. Clare Academy	Clinton	Catholic	1895
Our Lady of Angels Seminary	Lyons	Catholic	1872
Sacred Heart School	Clinton	Catholic	1893
St. Boniface School	Lyons	Catholic	1864
St. Ireneaus	Lyons	Catholic	1875
St. John's Lutheran			
St. Joseph's Academy	De Witt	Catholic	1890
St. Joseph's School	Sugar Creek	Catholic	1902
St. Mary's School	Clinton	Catholic	1877
St. Patrick's School	Clinton	Catholic	1891
Wartburg College	Clinton	Lutheran	1868

COUNTY SUPERINTENDENTS—CONTINUED.

INSTITUTIONS BY COUNTIES JULY 1, 1910 TO JUNE 30, 1911

Income for the year	Number of professors	Other instructors	Students in college work	Students in preparatory work	Students in other courses	Total net enrollment for year ending June 30, 1911	Graduates in collegiate course	Graduates in other courses	Total graduated during year	President or Principal
30.00	1				20	20	11		11	Rev. H. Meyers
		1			17	17		7	7	G. Rickles
50.00	1		17	3		20	17	3	20	Rev. C. Herrivig
										Rev. J. A. Schultz
500.00		3			108	108				
890.00		6			210	210		4	4	Rev. G. H. Luehrsman
800.00		4		16	104	120		14	14	Rev. P. F. Farrelly
1,200.00		8		18	242	260		15	15	Rev. Jos. Kuemper
425.00		2			95	95				Rev. Jno. Baumler
1,150.00		5		10	195	205		7	7	F. H. Huesman
800.00		4			194	194		8	8	Rev. B. A. Schulte
450.00		3			121	121		3	3	Rev. J. Heinzimeier
										E. Hansen
		1			53	53		14	14	W. Schmidt
					32	32		14	14	F. Werning
										Wm. Nagler
				6		6		3	3	
		2		28		28		9	9	H. T. Jones
2,200.00										
	1	3	20	28	58	101		8	8	Rev. P. D. O'Reilly
3,500.00		6		50	30	120		2	2	Sister M. Josephia
		6		26	100	126		4	4	Sister Mary Bernardine
		4		5	145	150				Mother M. Gertrude
	7	4								
	2	2		70	5	75				Rev. B. Schlimoeller
500.00										
600.00		4		105		105				Rev. R. Slattery
700.00		5		165		165				" B. H. Forkenbrock
600.00		4		175		175		2	2	Rev. J. P. Probst
700.00		5		220		220		10	10	Rev. J. P. Ryan
300.00		2		100		100				Rev. J. Jungerman
200.00		2		86		86				Rev. J. P. Pintz
4,200.00	4	2		89		89		80	80	R. E. Oliver
		5	208			208		32	32	B. J. Heflin
	1				55	55		12	12	F. Melchert
15.40					11	11		6	6	Rev. F. Lothringer
		1		11		11		9	9	C. H. Oldsen
400.00		2			50	50				Rev. P. O'Dowd
25,000.00	10	10		40	20	70		12	12	Mother M. Paul
		17		267		267		24	24	Sr. M. Oswald
350.00	2				54	54				Rev. F. Brinkman
	3			71	2	73		2	2	Rev. Jos. M. Tritz
	3			102		102		4	4	Sr. Mary Oswald
400.00	4				142	142		4	4	Sister M. Aquinas
113.00		2			31	31				Rev. B. Luedtke
	13				290	360	3	21	24	Sister Mary Justa
		2			90	90		6	6	Rev. J. A. Murray
19,051.00	7		48	36		84	8		8	J. Fritschel

ABSTRACT [H]—REPORTS OF

PRIVATE DENOMINATIONAL AND HIGHER EDUCATIONAL

Name of School	Location	Under Control of	When founded
CRAWFORD			
Denison Nor. and Bus. College	Denison	Private Board	1893
Parochial	Denison	Lutheran Cong.	------
Parochial	Charter Oak	Lutheran Cong.	1890
Parochial	Hanover Twp.	Lutheran Cong.	1880
Parochial	Soldier Twp.	Lutheran Cong.	1895
St. Rose of Lima Parochial	Denison	Catholic	1890
St. Ann's Academy	Vail	Catholic	1890
DALLAS			
Perry Normal College	Perry	C. D. Jones (private)	1893
DAVIS			
Southern Iowa Normal	Bloomfield	Private	1870
DECATUR			
Graceland College	Lamoni	Latter Day Saints	1893
DELAWARE			
Lenox College	Hopkinton	Presbyterian	1856
St. Xavier's School	Manchester	Sisters of Mercy	1891
Petersburg Parochial School	Petersburg	Sisters of St. Francis	------
DES MOINES			
Lourdes Academy	Burlington	Catholic	1875
St. John's Parochial	Burlington	Catholic	1854
Elliott's Business College	Burlington	Private	1879
St. Mary's Parochial	West Burlington	Catholic	1888
DICKINSON			
Lutheran Parochial School	Terrell	German Lutheran	------
Norwegian School	Okoboji Twp.	Norwegian Church	------
DUBUQUE			
St. Mary's School	Cascade	Catholics	------
St. Paul's School	Worthington	Catholics	------
St. Francis High School	Dyersville	Catholics	------
St. Francis School	Dubuque	Catholics	------
Ger. Presb. Col. and Sem.	Dubuque	Presbyterian	1873
St. Joseph's College	Dubuque	Catholics	1873
Mt. St. Joseph's Col. and Acad.	Dubuque	Catholics	------
Academy of the Visitation	Dubuque	Catholics	------
Wartburg Seminary	Dubuque	Lutheran	------
St. Joseph's Academy	Dubuque	Catholic	------
St. Vincent's Academy	Dubuque	Catholic	------
St. Raphael's School	Dubuque	Catholic	------
St. Mary's School	Dubuque	Catholic	------
St. Joseph's School	Dubuque	Catholic	------
St. Patrick's School	Dubuque	Catholic	------
Sacred Heart School	Dubuque	Catholic	------
Holy Ghost School	Dubuque	Catholic	------
St. Anthony's School	Dubuque	Catholic	------
St. Mary's High School	Dubuque	Catholic	------
St. Mary's Orphanage	Dubuque	Catholic	------
St. Martin's School	Cascade	Catholic	------
St. Francis Xavier's School	Dyersville	Catholic	------
St. Peter's and Paul's School	Sherrill's Mound	Catholic	------
St. Francis School	Balltown	Catholic	------
Epworth Seminary	Epworth	Methodist	------

COUNTY SUPERINTENDENTS—CONTINUED.

INSTITUTIONS BY COUNTIES, JULY 1, 1910, TO JUNE 30, 1911.

Income for the year	Number of professors	Other instructors	Students in college work	Students in preparatory work	Students in other courses	Total net enrollment for year ending June 30, 1911	Graduates in collegiate course	Graduates in other courses	Total graduated during year	President or Principal
	1	8	3	69	88	160	9	17	26	W. C. Van Ness
		1			35	35		22	22	Rev. Wm. Freese
		1			35	35		25	25	Rev. A. Amstein
					53	53		18	18	C. Wendt
1,000.00	1				20	20		13	13	Rev. A. D. Greif
		1			80	80		5	5	Rev. M. J. Farrelly
		4			75	130		9	9	Rev. James Murphy
		5		130						
3,000.00	4				125	125		5	5	C. D. Jones
7,640.00	4	7		98	89	187		26	26	H. C. Brown
10,500.00	6	7	16	23	120	159	2	24	26	J. A. Gunsolly
										Rev. E. E. Reed
										Rev. John Collins
										Rev. W. B. Sasson
600.00		5		15	110	125		5	5	Sister M. Elvira
1,300.00	6	2		225		225		9	9	Rev. Thos. Burk
	7	4	467			467	43		43	G. W. Elliott
		2		60		60				Rev. A. Schoeningh
										H. Neishhof
	1		20			20				
	1									
		4		133	26	159		4	4	Rev. J. B. Albers
		4		170	30	200		40	40	J. B. Zigvang
		4		185	32	217		6	6	Bro. Chas. Aul
		8		278	20	298		8	8	Sister of St. Francis
		4			118	118				G. M. Steffins
	10	3			339	339	18	40	58	D. M. Gorman
	16	7			202	202				Sister M. Bertrand
		9			160	160				Sr. M. Antonia Ring
		34								Rev. Max Fritschel
										Sr. M. Flavia
		13			235	235				Sr. M. Immaculata
		10			300	300				
		13			531	531				
		12			700	700				
		11			268	268				
		6			247	247				
		15			687	687				
		7			300	300				
		7			140	140				
		4			102	102				
		24			180	180				
		6		16	174	190		5	5	Sisters of Charity
		11			341	341				
		5			170	170				
		4			70	70				

ABSTRACT [H]—REPORTS OF PRIVATE DENOMINATIONAL AND HIGHER EDUCATIONAL

Name of School	Location	Under Control of	When founded
EMMET			
Estherville Com. College	Estherville	Private	1907
FAYETTE			
Sacred Heart School	Oelwein	Catholic	1906
St. Peter's Lutheran	Eldorado	Lutheran	1871
St. Peter's Lutheran	Westgate	Lutheran	1885
FRANKLIN			
Sacred Heart Academy	Ackley	Catholic	1876
FREMONT			
Tabor College	Tabor	Congregational	------
St. Patrick's Academy	Imogene	Catholic	------
HAMILTON			
Jewell Lutheran College	Jewell	Lutherans	1893
HARDIN			
Ellsworth College	Iowa Falls	Board of Trustees	1890
New Providence Academy	New Providence	Private	1870
HARRISON			
St. Joseph's	Dunlap	Catholic	1909
HENRY			
Iowa Wesleyan University	Mt. Pleasant	Methodist	1842
Whittier Academy	Salem	Friends	1868
Howe's Academy	Mt. Pleasant	Independent	1844
HOWARD			
Our Lady of Lourdes	Lourdes	Catholic	1908
Assumption	Cresco	Catholic	1884
Immaculate Conception	Elma	Catholic	1906
Holy Trinity	Botlvin	Catholic	------
St. Joseph's	Cresco	Catholic	------
HUMBOLDT			
Lutheran Parochial	Bode	Norwegian Lutheran	1905
Humboldt College	Humboldt	Private	1895
IOWA			
St. John's Ev. Luth. School	Lincoln Twp.	Lutheran	1868
Ev. Luth (Immanuel's)	York Twp.	Lutheran	------
St. John's Parochial	Iowa	Lutheran	1873
JEFFERSON			
Parson's College	Fairfield	Presbyterian Board	1875
Pleasant Plains Academy	Pleasant Plain	Friends	1876
Fairfield Academy	Fairfield	Private	1901
JOHNSON			
Iowa City Academy	Iowa City	Private	------
State University	Iowa City	State	1847
St. Joseph's School	Hills	Catholic	1909
St. Mary's School			------
St. Patrick's School			------
St. Peter's School	Cosgrove	Catholic	1901

COUNTY SUPERINTENDENTS—CONTINUED.

INSTITUTIONS BY COUNTIES, JULY 1, 1910, TO JUNE 30, 1911.

Income for the year	Number of professors	Other instructors	Students in college work	Students in preparatory work	Students in other courses	Total net enrollment for year ending June 30, 1911	Graduates in collegiate course	Graduates in other courses	Total graduated during year	President or Principal
	2		50							Mrs. J. N. Herzberg
		7			278	278		2	2	Rev. P. S. O'Connor
					28	28		6	6	G. Blessin
105.00	1				65	65		9	9	R. Uhlmann
	1									
	2	2		11	75	86		6	6	Sister M. Veronica
8,500.00	6		5	113	75	188		21	21	N. J. Lohre
23,450.00	10	7	66	184	128	378	4	22	26	J. F. Meyer
21,125.00		3		77		77		8	8	F. A. Styles
			4		115	115				Rev. J. M. Hanson
23,500.00	12	8	176	104	49	334	27	3	30	Edwin A. Schell
1,600.00	1	4	50	8	5	63	12	4	16	F. C. Sebert
4,100.00	3	2	50	70	30	150	4	8	12	S. C. Howe
		4		86		86		2	2	Odd Ekfelt
		14			317	317		26	26	J. P. Peterson
		2			46	46		14	14	Otto Kitzman
				72		72		17	17	A. J. S. Goeglein
600.00	1							6	6	J. W. Hild
900.00	1	1		50		50				
25,000.00	11	17	85	42	105	217		29	29	Willis E. Parsons, DD.
1,200.00	1	2		18	24	42				Chas. A. Kittrell
1,100.00	1	1		60		60				R. A. Harkness
3,000.00		7		127	22	149		25	25	W. A. Willis
580,000.00	95	55	1,595		156	1,751	171	200	371	Geo. E. MacLean
400.00		2		68		68			6	Sister Charitas
		5		38	107	145		10	10	Sister Mary Xavier

ABSTRACT [H]—REPORTS OF PRIVATE DENOMINATIONAL AND HIGHER EDUCATIONAL

Name of School	Location	Under Control of	When founded
KEOKUK			
St. Elizabeth School	Harper	Catholic	------
KOSSUTH			
St. John's Parochial	Bancroft	Catholic	1900
Emmanuel Ev. Lutheran	Lotts Creek	Lutheran	1908
St. Paul's Lutheran	Whittemore	Lutheran	1899
Sister St. Francis	Wesley	Catholic	1892
St. Michael's	Whittemore	Catholic	1902
LEE			
Denmark Academy	Denmark	Congregational	1843
LUCAS			
Chariton Com. Col. and Acad.	Chariton	Private	1907
LYON			
Orphan's Home School	Beloit	N. N. Lutheran Church	1890
MAHASKA			
Penn College	Oskaloosa	Private	1873
Central Holiness University	University Park	Private Corporation	1906
Christian Reformed School	Richland Twp.	Christian Reformed Church	1907
MARION			
Central College	Pella	Baptist	1853
MARSHALL			
Central Iowa Business College	Marshalltown	Private	1890
Lutheran School	Le Grande Twp.	Lutheran	1905
Lutheran School	Minerva Twp.	Lutheran	1871
Palmer College	Le Grande	Christian	1889
Stavanger Boarding School	Le Grande Twp.	Friends	1890
St. Mary's School	Haverhill	Catholic	1885
St. Mary's Institute	Marshalltown	Catholic	1878
MILLS			
Glenwood Business College	Glenwood	Private	------
MITCHELL			
Cedar Valley Seminary	Osage	Baptist	1862
St. Mary's Academy	New Haven	Catholics	1902
St. Mary's School	Stacyville	Catholics	1889
Sacred Heart School	Meyer	Catholics	1901
MONTGOMERY			
Evan. Swedish Luth. Orphan's Home	Stanton	Swedish Lutheran	1881
MONROE			
Albia Business College	Albia	F. C. Crouch	1907
MUSCATINE			
St. Mary's	Muscatine	Catholic	1880
St. Mathias'	Muscatine	Catholic	1852
O'BRIEN			
St. John's Evan. Lutheran	Paulina	German Lutheran	1880
Friend's School	Paulina	Friends	1887

COUNTY SUPERINTENDENTS—CONTINUED.

INSTITUTIONS BY COUNTIES, JULY 1, 1910, TO JUNE 30, 1911.

Income for the year	Number of professors	Other instructors	Students in college work	Students in preparatory work	Students in other courses	Total net enrollment for year ending June 30, 1911	Graduates in collegiate course	Graduates in other courses	Total graduates during year	President or Principal
550.00	------	1	------	------	120	120	------	6	6	Rev. H. Grothe
------	1	1	------	53	71	247	13	8	21	A. J. Schemel
------	1	------	------	62	56	62	------	------	13	Wm. Schmiel
------	1	------	------	62	------	62	------	------	13	H. W. Behnke
------	------	------	------	------	------	------	------	------	------	
------	------	------	------	------	------	------	------	------	------	
2,200.00	1	3	------	32	28	60	------	3	3	Hervey E. Hazen
3,000.00	3	1	------	40	74	114	------	12	12	W. Bell
------	4	------	------	------	155	155	------	10	10	Th. Gunderson
24,905.17	10	14	153	116	161	339	18	2	20	David M. Edwards
------	18	8	50	175	200	325	7	21	28	J. W. Leedy
585.00	------	1	------	------	64	64	------	------	------	J. Dylhoff
23,000.00	15	3	62	76	118	256	10	15	25	John L. Beyl
------	------	3	------	------	210	210	------	26	26	W. H. Gilbert
100.00	------	2	------	------	28	28	------	5	5	Rev. J. F. T. Heine
1,200.00	------	1	------	------	30	30	------	6	6	Rev. J. A. Boehm
3,500.00	5	2	25	10	40	75	------	12	12	Rev. E. C. Kerr
------	------	2	------	------	21	21	------	7	7	Julia Tow
500.00	------	3	------	------	108	108	------	------	------	Rev. H. J. Loosbrock
------	------	5	------	------	220	220	------	15	15	Mother M. Joseph
1,872.05	2	------	------	11	39	50	------	3	3	B. O. McAdams
10,500.00	9	2	------	120	65	185	10	8	18	George M. Potter
------	------	5	------	30	120	150	------	14	14	Thos. A. Barry
------	------	------	------	------	------	------	------	------	------	
1,200.00	------	4	------	------	136	136	------	------	------	J. Wirtz
5,972.88	------	1	------	------	35	35	------	------	------	Rev. A. H. Frazen, Red Oak, Ia.
------	2	2	------	------	82	82	------	10	10	F. C. Crouch
400.00	------	3	------	120	------	120	------	10	10	Rev. J. I. Grieser
1,000.00	------	8	------	200	------	200	------	22	22	Rev. F. J. Leonard
1,200.00	------	2	------	------	82	82	------	23	23	H. G. Nuoffer
682.00	------	2	------	6	31	37	------	------	------	Edith Newlin

ABSTRACT [H]—REPORTS OF

PRIVATE DENOMINATIONAL AND HIGHER EDUCATIONAL

Name of School	Location	Under Control of	When founded
OSCEOLA			
Evan. Luth. Zion's School	Horton Twp.	Lutheran	1888
St. Peter's Lutheran School	Ocheyedan	Lutheran	1901
St. John's Evan. Luth. School	May City	Lutheran	1904
St. Joseph's School	Ashton	Catholic	1887
PAGE			
Amity College	College Springs	Private	1853
Western Normal College	Shenandoah	Private	1882
PALO ALTO			
St. Mary's Academy	Emmetsburg	Catholic	1889
Sts. Peter and Paul	West Bend	Catholic	1899
PLYMOUTH			
St. Joseph's	Akron	Catholic	1904
St. Joseph's	Le Mars	Catholic	
St. Mary's	Remsen	Catholic	1887
St. Catherine's	Oyens	Catholic	1900
Western Union College	Le Mars	United Evangelical	1900
POCAHONTAS			
Sacred Heart School	Pocahontas	Catholic	1896
POLK			
Capital City Com'l College	Des Moines	Private	1882
Des Moines College	Des Moines	Baptists	1865
Drake University	Des Moines	Undenominational	1881
Grand View College	Des Moines	Lutheran	1895
St. Ambrose School	Des Moines	Catholic	
St. Mary's School	Des Moines	Catholic	
Iowa Business College	Des Moines	Private	
Still College	Des Moines	Private	
Highland Park	Des Moines		
St. Joseph Academy	Des Moines		
POTTAWATTAMIE			
Christian Home (Orphanage)	Council Bluffs	Private	1882
Mt. Loretta Seminary	Council Bluffs	Catholic	1907
Our Lady of Victory Academy	Council Bluffs	Catholic	1908
Puryear Commercial College	Council Bluffs	Private	1904
St. Francis Academy	Council Bluffs	Catholic	1871
St. Joseph's School	Neola	Catholic	1891
St. Peter's School	Council Bluffs	Catholic	1888
St. Joseph Academy	Council Bluffs	Catholic	1880
Boyle's Western Iowa	Council Bluffs	Private	1884
POWESHIEK			
Grinnell College	Grinnell	Private	1847
SAC			
Sac City Institute	Sac City	Baptists	

COUNTY SUPERINTENDENTS—CONTINUED.

INSTITUTIONS BY COUNTIES, JULY 1, 1910, TO JUNE 30, 1911.

Income for the year	Number of professors	Other instructors	Students in college work	Students in preparatory work	Students in other work	Total net enrollment for year ending June 30, 1911	Graduates in collegiate course	Graduates in other courses	Total graduates during year	es ident or Principal
	1				33	33		6	6	Rev. D. W. Langelett
	1				28	28				Rev. A. Menkens
		1			25	25				Rev. C. J. Winters
750.00		5		34	187	221		4	4	Rev. J. P. Hoffman
6,939.40	6	6	17	92	26	135	2	3	5	R. A. McConaghy
	7	4	14	127	507	648	14	62	76	J. M. Hussey
1,200.00	6	2		42	275	317		6	6	Sr. M. Benigna
1,200.00	4	1			150	150		2	2	Rev. P.M. Dobberstein
		5		3	52	62				Father Hurley
		6			230	230				Rev. Feuerstein
		7			312	312	5	2	7	Rev. F. X. Shulte
3,818.00		4		95	1	96				Rev. H. Rolfes
650.00		5	12	15	90	122	4	5	9	D. E. Thomas
10,350.00	8									
1,000.00	4	2		21	116	137		4	4	W. A. Pope
	15				816	816		50	50	B. F. Williams
25,000.00	9	14	68	46	124	238		20	20	Loran D. Osborn
245,016.62	83	42	720	283	824	1,827	60	164	224	Hill M. Bell
12,000.00	5	5	20	96	9	125	2		2	
		8		285	25	310			12	Sister McHenry
600.00		3			98	98		5	5	Rev. W. Schmidt
		3		75	91	166				H. R. Lemen
										J. W. Hammill
										R. A. J. Drexler
1,000.00		6			216	216				P. Herman (O.W.B.)
		2		57		57				
										H. B. Boyles
127,377.60	27	20	480	102	124	658	79	2	81	J. H. T. Main
		7		59	50	109		4	4	G. W. Lee

ABSTRACT [H]—REPORTS OF

PRIVATE DENOMINATIONAL AND HIGHER EDUCATIONAL

Name of School	Location	Under Control of	When founded
SCOTT			
German Evan. Parochial	Davenport	Lutheran	1870
Brown's Business College	Davenport	Private	1901
St. Anthony's School	Davenport	Catholics	1853
St. Catherine's School	Davenport	Episcopalian	1885
St. Ambrose College	Davenport	Catholic	1882
St. Alphonsus' School	Davenport	Catholic	1900
St. Mary's School	Davenport	Catholic	1885
German Free School	Davenport	German Society	1897
SHELBY			
St. Joseph	Earling	Catholic	-----
Elk Horn	Elk Horn	Lutheran	-----
Western Vocational College	Harlan	Board of Regents	1911
Westphalia Parochial	Westphalia	Catholic	-----
Panama	Panama	Catholic	-----
Portsmouth	Portsmouth	Catholic	-----
SIOUX			
St. Mary's Academy	Alton	Catholic	1885
St. Thomas' School	Boyden	Lutheran	1878
St. Joseph's School	Granville	Catholic	-----
St. Anthony's School	Hawarden	Catholic	1900
St. Anthony's School	Hospers	Catholic	-----
St. Paul's School	Lincoln Twp.	Lutheran	1879
St. Paul's School	Read Twp.	Lutheran	1886
N. W. C. Academy	Orange City	Ref. Church of America	1883
Christian School	Orange City	Christian Ref. Church	1904
St. Mary's Academy	Rock Valley	Catholic	-----
Christian School	Sioux Center	Christian Ref. Church	-----
STORY			
Iowa State College	Ames	State	1868
S. D. A. Parochial School	Nevada	S. D. Adventist	1909
TAMA			
Leander Clarke College	Toledo	United Brethren	1856
Indian Industrial School	Toledo	U. S. Govt.	1897
St. Mary's Academy	Tama	Catholic	1894
UNION			
St. Malachy's	Creston	Catholics	1883
Creston Business College	Creston		-----
WAPELLO			
Commercial College	Ottumwa	Private	1889
St. Joseph's Academy	Ottumwa	Catholic	-----
WARREN			
Simpson College	Indianola	M. E. Church	1860
WASHINGTON			
St. James' School	Washington	Sisters of Charity	1871
St. Mary's School	Riverside	Sisters of Charity	1884
Holy Trinity	Richmond	Franciscan Sisters	1855
WINNEBAGO			
Waldorf Lutheran College	Forest City	United Lutheran Church	1903

COUNTY SUPERINTENDENTS—CONTINUED.

INSTITUTIONS BY COUNTIES, JULY 1, 1910, TO JUNE 30, 1911.

Income for the year	Number of professors	Other instructors	Students in college work	Students in preparatory work	Students in other courses	Total net enrollment for year ending June 30, 1911	Graduates in collegiate course	Graduates in other courses	Total graduates during year	President or Principal
1,500.00		1		65		65		12	12	A. J. Geisemann
		6			510	510		70	70	Geo. L. Kemper
	5	2			170	170		7	7	Rev. D. J. Flannery
		18		60	54	114		13	13	Sister Superior
	9	3	15	75	85	175	4	30	34	Wm. P. Shannahan
300.00		3		25	39	64				Sisters of Humility
		5		25	250	298		23	23	Sister M. Evarista
1,050.00		2			26	26				Albert Jensen, Sec.
										J. Lauritzen
										G. Galloway
										Rev. F. J. Brune
										H. Baethe
										Rev. J. A. Gerlemann
		3		25	50	75		2	2	Rev. M. Bradley
		3			95	95				Rev. J. H. Gehling
										P. J. Bunge
										H. Schwenk
5,234.25		5		75		75		14	14	Rev. Thos. Welmers
2,500.00		4			208	208		5	5	Chris Aue
										Rev. J. A. O'Rielly
										Johana Van Otterloo
610,345.55	79	85	1,467	307	595	1,712	232		232	E. W. Stanton
360.00		1			25	25				Essie Ferguson
19,682.35	12	7	78	79	80	237	6	8	14	Franklin E. Brooke
15,000.00		10			70	70				O. J. Green
400.00	1	3			120	120		5	5	Rev. P. J. Carroll
										Sister Philomena
2,600.00	2	3		78	286	364		96	96	J. W. O'Bryan
		5		60	60	120		13	13	Sister Mary Ursula
29,387.00	15	18	232	92	200	486	28	19	47	Francis L. Strickland
600.00		5		10	90	100		2	2	Sister M. Philippa
600.00		5			156	156		9	9	Rev. Jacobmeier
400.00		2			75	75		1	1	Rev. Peter Stahl
16,000.00	10	1		67	243	310		48	48	L. W. Boe

ABSTRACT [H]—REPORTS OF

PRIVATE DENOMINATIONAL AND HIGHER EDUCATIONAL

Name of School	Location	Under Control of	When founded
WINNESHIEK			
Luther College	Decorah	Lutheran Synod	1861
St. Francis De Sales	Ossian	Catholic	------
St. Aloysius	Calmar	Catholic	------
St. Mary's	Festina	Catholic	------
Norwegian Parochial	Decorah	N. E. Lutheran	1902
Voldees Bus. Coll. and Normal	Decorah	Private	1888
Imm. Conception Academy	Decorah	Catholic	1885
St. John's	Ft. Atkinson	Catholic	1870
Norwegian Parochial	Calmar	Lutheran	------
St. Wenceslaus	Spillville	Catholic	1870
WOODBURY			
Epephan Cathedral	Sioux City	Catholics	1882
St. Joseph's	Salix	Catholics	1892
St. Patricks	Danbury	Catholics	1885
St. Paul's Ger. Evan. Luth.	Sioux City	Lutherans	1881
Morningside College	Sioux City	Methodists	1894
WORTH			
Somber Parochial School	Bristol Twp.	N. E. Lutheran Synod	1905
WRIGHT			
Sacred Heart High School	Eagle Grove	Catholic	1901
		Totals	------

COUNTY SUPERINTENDENTS—CONTINUED.

INSTITUTIONS BY COUNTIES, JULY 1, 1910, TO JUNE 30, 1911.

Incom for the year	Number professors	Other instructors	Students in college work	Students in preparatory work	Students in other courses	Total net enrollment for year ending June 30, 1911	Graduates in collegiate course	Graduates in other courses	Total graduates during year	President or Principal
------	13	3	91	90	------	181	22	9	31	C. K. Preus
------	------	5	------	------	176	176	------	5	5	C. B. Lechtenberg
------	------	------	------	------	------	------	------	------	------	
------	------	------	------	------	------	------	------	------	------	
11,000.00	------	3	------	------	112	112	------	------	------	J. B. Torrison
------	------	8	------	200	125	325	------	55	55	C. H. Valder
------	------	------	------	------	114	114	------	3	3	Sisters of Mercy
------	------	3	------	5	2	130	5	4	9	Jno. Marsalek
600.00	------	2	------	------	62	62	------	------	------	H. A. Grimsoe
------	------	------	------	------	------	------	------	------	------	
------	------	11	------	70	347	417	------	11	11	Sr. M. Ernesta
------	------	5	------	117	8	125	------	3	3	Rev. J. A. Griffin
------	------	6	18	119	29	166	1	5	6	Sr. M. Calasancenus
------	2	1	------	------	65	65	------	9	9	G. A. Matthaides
50,000.00	16	21	278	222	150	589	35	12	47	S. L. Chandler, Jr.
408.00	------	2	------	47	------	47	------	1	1	Anna Starre
------	------	6	------	29	29	58	------	7	7	Sister M. Walburga
$ 2,425,717.41	774	1,199	8,153	9,846	24,077	41,326	1,198	2,492	3,956	

GRADED SCHOOLS

CITIES HAVING POPULATION OF

FOR 1910–1911

3,000 OR MORE BY CENSUS OF 1910.

Cities	City Superintendent 1910-1911	Population 1910	Salary per annum	Number months school	Number years in course	Enumeration June 1911	Total enrollment	Average attendance	Attendance upon enumeration	Attendance upon enrollment	Enrollment High School: Males	Enrollment High School: Females	Number Graduated: Males	Number Graduated: Females	Number of Teachers Employed and Average Salary Not Including Superintendent or Principal: Males	Salary per month	Females	Salary per month
Albia	F. T. Vasey	4,969	$ 1,600	9	12	1,552	1,392	978	63	70	103	128	9	21	4	$ 88.00	30	$ 50.00
Ames	F. W. Hicks	4,223	1,800	9	12	1,163	978	795	68	81	157	154	19	28	1	85.00	29	54.16
Atlantic	Chas. E. Blodgett	4,560	1,700	9	12	1,277	985	825	65	84	74	112	11	18	2	72.50	28	61.96
Belle Plaine	Arthur W. Crane	3,121	1,250	9	13	1,073	794	672	63	85	60	81	8	13	1	70.00	21	50.00
Boone	E. C. Meredith	10,347	2,000	9	12	2,634	2,153	1,725	65	80	139	192	9	24	3	132.40	59	54.10
Burlington	W. L. Hanson	24,324	2,200	9.5	12	6,564	4,001	3,307	50	83	186	276	16	26	15	115.43	113	64.92
Carroll	W. H. Gemmill	3,546	1,500	9	13	1,197	467	391	33	84	35	64	5	13	1	100.00	16	58.50
Cedar Falls	Bruce Francis	5,012	1,900	9	12	1,219	1,072	838	69	78	89	113	9	20	3	100.00	25	61.50
Cedar Rapids	J. J. McConnell	32,815	3,000	9	12	10,135	6,267	4,988	49	80	309	402	47	62	6	107.77	188	68.84
Centerville	C. J. Johnson	6,936	1,700	9	12	2,274	1,775	1,620	71	91	140	230	7	16	1	55.00	42	52.50
Chariton	J. E. Roberts	3,794	1,450	9	13	968	876	702	73	80	71	94	6	18	3	75.83	21	44.77
Charles City	E. T. Armstrong	5,892	2,000	9.5	12	1,569	1,189	1,165	74	98	63	114	5	13	3	88.33	37	57.00
Cherokee	L. H. Maus	4,884	1,800	9	12	1,127	971	715	63	74	70	110	12	17	3	----------	23	58.18
Clarinda	Willard E. Salisbury	3,832	1,700	9	12	1,048	1,003	803	77	80	51	88	6	16	4	89.25	25	55.50
Clinton	O. P. Bostwick	25,577	2,800	9.5	12	6,453	2,896	2,315	36	80	168	206	84	68	15	105.00	86	63.92
Council Bluffs	J. H. Beveridge	29,292	2,600	9	12	8,423	5,898	4,912	58	83	260	362	32	41	8	124.72	146	66.50
Creston	----------	6,924	----------	----------	----------	1,960	1,531	1,220	62	80	----------	----------	----------	----------	----------	----------	----------	----------
Davenport	Frank L. Smart	43,028	3,000	10	13	12,559	7,069	5,604	45	79	370	383	36	57	32	135.00	187	65.46
Decorah	J. C. Richtor	3,592	1,500	9.5	13	862	654	500	58	76	42	72	3	5	1	84.20	32	58.60
Denison	E. W. Fellows	3,133	1,800	9	12	952	846	701	74	83	65	90	5	19	4	94.86	20	54.00
Des Moines	W. O. Riddell	86,368	5,000	9.5	13	24,372	17,179	13,218	54	77	997	1,198	115	190	31	131.50	508	77.47
Dubuque	J. H. Harris	38,494	3,200	10	12	10,528	3,766	2,969	28	79	219	258	14	30	15	123.40	124	54.38
Eagle Grove	L. H. Focht	3,387	----------	9	13	1,172	848	670	57	79	----------	----------	----------	----------	----------	----------	----------	----------
Estherville	V. L. Rehn	3,404	1,400	9	12	1,123	874	862	77	99	47	74	9	11	1	85.00	29	56.20
Fairfield	O. P. Flower	4,970	1,400	9	12	1,361	1,088	881	65	81	106	107	13	11	4	81.00	30	58.00
Fort Dodge	R. B. Crone	15,543	2,500	9	13	4,417	2,190	1,842	42	84	141	182	17	15	6	155.00	57	65.00
Fort Madison	E. F. Schall	8,900	1,800	9	12	2,665	1,380	952	36	69	76	121	7	14	4	95.83	32	58.06
Glenwood	J. H. Morgan	4,052	1,500	9	12	853	627	499	58	80	44	78	5	12	----------	----------	16	63.13
Grinnell	Eugene Henely	5,036	1,800	9	13	1,560	1,236	1,015	65	82	137	180	19	32	2	104.33	36	63.50
Independence	John E. Foster	3,517	1,600	9	12	985	664	545	55	82	43	79	9	16	1	70.00	25	54.90
Indianola	O. E. Smith	3,283	1,600	9	12	949	892	435	46	49	133	173	23	32	2	50.00	26	54.56
Iowa City	H. E. Blackmar	10,091	1,950	9	12	2,255	1,751	1,385	61	79	212	227	23	32	8	95.60	49	60.00
Keokuk	William Aldrich	14,008	2,000	9.5	12	3,658	2,223	1,804	49	81	113	117	18	26	8	110.69	59	63.86
Knoxville	S. G. Richards	3,190	1,500	9	13	861	812	592	69	73	52	92	7	15	1	111.11	22	57.89
Le Mars	F. E. Palmer	4,157	2,000	9	12	1,140	794	630	55	79	87	117	11	18	3	107.77	24	53.75
Maquoketa	E. L. Rickert	3,570	1,650	9	12	872	814	750	86	92	63	88	5	24	3	76.00	24	49.02
Marion	F. L. Mahannah	4,400	1,600	9	13	1,196	890	736	62	83	70	41	10	16	1	80.00	25	60.00
Marshalltown	A. Palmer	13,374	2,200	9.5	12	3,411	2,735	2,073	61	76	176	240	14	28	4	113.00	69	64.06
Mason City	Hugh Gilmore	11,230	2,200	9	12	2,881	2,106	1,746	61	83	152	207	21	26	7	111.23	58	67.23
Missouri Valley	L. C. Bryan	3,187	1,700	9	12	875	813	651	74	80	78	73	7	17	4	78.75	20	53.38
Mount Pleasant	C. W. Cruickshank	3,874	1,700	9	12	899	867	705	78	81	68	110	9	23	2	95.00	23	62.00
Muscatine	F. W. B. Everhart	16,178	1,800	10	13	4,374	2,694	2,108	48	78	165	195	12	13	6	94.16	76	56.71
Newton	E. J. H. Beard	4,616	1,600	9	12	1,303	1,049	858	66	82	103	148	12	17	2	100.55	30	64.26
Oelwein	O. W. Herr	6,028	1,700	9	12	1,693	1,007	790	47	78	55	79	6	11	1	77.50	30	55.33
Oskaloosa	F. W. Else	9,466	2,000	9	13	3,853	2,145	1,723	45	80	84	136	7	25	3	102.96	54	65.32
Ottumwa	A. W. Stuart	22,012	2,400	9.5	12	6,568	4,698	3,598	55	77	194	272	19	35	9	116.37	133	60.07
Pella	F. M. Frush	3,021	1,350	9	13	870	665	530	61	80	60	54	7	8	1	50.00	18	51.72
Perry	Alfred Williams	4,630	1,500	9	12	1,164	1,038	859	74	83	69	78	16	14	1	85.00	28	56.43
Red Oak	W. F. Cramer	4,830	1,900	9	12	1,305	1,044	825	63	79	77	120	5	20	3	94.07	31	61.29
Shenandoah	H. E. Wheeler	4,976	1,650	9	12	1,391	1,153	916	66	79	85	126	12	16	1	111.00	33	51.14
Sioux City	F. D. Haddock	47,828	3,000	9	13	12,752	7,923	6,467	51	82	429	499	48	78	24	137.48	210	73.27
Spencer	A. H. Avery	3,005	1,600	9	13	930	795	624	67	78	84	134	3	11	3	83.33	21	54.28
Vinton	A. M. M. Dornon	3,336	1,700	9	13	803	656	521	65	79	65	65	8	14	3	74.33	17	57.40
Washington	A. C. Fuller	4,380	1,700	9	12	1,324	1,088	886	67	81	92	154	7	23	3	97.50	28	61.60
Waterloo, East	A. W. Chamberlain	----------	2,700	9	13	4,760	2,974	2,568	54	86	162	216	14	33	14	98.10	69	75.75
Waterloo, West	A. G. Hukill	26,693	2,200	9	12	2,762	2,082	1,626	59	78	145	185	18	34	4	97.50	65	68.95
Waverly	W. J. Griffeth	3,205	1,600	9	13	941	652	510	54	78	54	70	12	9	1	90.78	19	59.61
Webster City	D. M. Kelly	5,208	2,000	9	12	1,409	1,107	776	55	70	90	121	7	16	2	100.00	30	52.00

GRADED SCHOOLS

CITIES HAVING POPULATION OF 1,500 OR MORE

Cities	City Superintendent 1910-1911	Population 1910	Salary per annum	Number months school	Number years in course	Enumeration June 1911
Algona	J. F. Overmeyer	2,908	1,550	9	12	916
Anamosa	T. M. Clevinger	2,983	1,400	9	12	848
Audubon	Harry P. Smith	1,928	1,200	9	13	515
Avoca	M. E. Crozier	1,520	1,600	9	12	470
Bedford	E. W. Goetsch	1,883	1,200	9	12	545
Bellevue	T. B. Stewart	1,776	1,200	9.5	12	560
Bloomfield	Wilbur York	2,028	1,200	9	12	600
Clarion	B. E. Myers	2,065	1,300	9	12	492
Clear Lake	H. W. Chihock	2,014	1,100	9	12	457
Colfax	S. A. Potts	2,524	1,600	9	12	860
Corning	J. W. Fowler	1,702	1,300	9	12	484
Corydon	J. C. McGlade	1,669	1,500	9	12	577
Cresco	Homer Nearpass	2,658	1,350	9	12	789
DeWitt	Margaret Buchanan	1,634	910	9	12	413
Dyersville	C. E. Green	1,511	945	9	9	646
Eldon	L. A. Wilson	2,024	1,200	9	12	593
Eldora	A. J. Cavana	1,995	1,400	9	12	571
Emmetsburg	J. R. McComb	2,325	1,350	9	13	783
Forest City	C. F. Pye	1,691	1,250	9	13	537
Guttenberg	Jno. L. Cherny	1,873	1,200	10	12	520
Hamburg	J. Maurice Martin	1,817	1,500	9	12	577
Hampton	S. R. Fritz	2,617	1,500	9	12	794
Harlan	Henry P. Neilson	2,570	1,650	9	12	799
Hawarden	J. J. Rae	2,107	1,500	9	12	632
Humboldt	F. A. Welch	1,809	1,250	9	12	498
Ida Grove	Geo. E. Schlafer	1,874	1,350	9	14	605
Iowa Falls	L. Hezzelund	2,797	1,600	9	12	785
Jefferson	Leslie J. Reed	2,477	1,700	9	13	706
Lake City	R. A. Griffin	2,043	1,400	9	12	572
Lamoni	O. H. Hollen	1,541	1,000	9	12	423
Lansing	John Helliard	1,542	1,050	9	12	557
Leon	A. O. Voelker	1,991	1,300	9	12	534
Manchester	J. R. Inman	2,758	1,500	9	13	815
Marengo	C. H. Carson	1,786	1,500	9.5	13	541
Monticello	K. D. Miller	2,043	1,300	9	12	682
Mt. Ayr	E. T. Shephard	1,646	1,200	9	13	493
Mt. Vernon	P. W. Peterson	1,532	1,200	9	13	426
Mystic	No report	2,663				852
Nevada	F. A. Nims	2,138	1,500	9	13	634
New Hampton	C. L. Love	2,275	1,500	9	13	727
Onawa	F. E. Tellier	2,026	1,500	9	12	640
Osage City	Geo. H. Sawyer	2,445	1,700	9	12	630
Osceola	A. S. Fulton	2,416	1,200	9	13	604
Rock Rapids	W. S. Wilson	2,005	1,440	9	13	527
Rockwell City	C. W. Rodman	1,528	1,300	9	12	451
Sac City	C. F. Garrett	2,201	1,500	9	12	761
Seymour	J. R. Cougill	2,290	1,200	9	12	805
Sheldon	S. L. Thomas	2,941	1,600	9	12	472
Sigourney	Cap E. Miller	2,032	1,300	9	12	644
Storm Lake	S. T. Neveln	2,428	1,440	9	12	708
Stuart	C. McCrackin	1,826	1,300	9	12	305
Tama	W. A. Pye	2,290	1,350	9	12	588
Tipton	A. W. Graham	2,048	1,300	9	13	502
Toledo	J. B. Young	1,626	1,450	9	12	426
Valley Junction	E. J. Pollock	2,573	1,350	9	12	795
Villisca	H. A. Glackemeyer	2,039	1,500	9	13	556
Waukon	W. H. Ray	2,025	1,300	9.5	12	625
West Liberty	W. W. Overmeyer	1,666	1,400	9	13	461
West Union	G. D. Clevinger	1,652	1,350	9	12	514
What Cheer	T. M. Prall	1,720	1,200	9	12	454
Winterset	C. E. Akers	2,818	1,400	9	12	720
Woodbine	M. A. Reed and H. A. Kinney	1,538	1,500	9&10	12	459
Lyon	Louis Eigel		1,500	9.5	12	2,255

FOR 1910—1911—CONTINUED.

AND LESS THAN 3,000 BY CENSUS OF 1910.

Total enrollment	Average attendance	Attendance upon enumeration	Attendance upon enrollment	Enrollment High School		Number Graduated		Number of Teachers Employed and Average Salary Not Including Superintendent or Principal			
				Males	Females	Males	Females	Males	Salary per month	Females	Salary per month
783	678	74	87	63	107	17	29	3	$ 127.50	23	$ 59.13
644	510	60	79	49	81	6	12	1	105.55	15	53.33
470	460	78	85	32	66	7	7	1	108.33	13	59.50
383	325	69	85	32	39	3	2			12	58.12
535	446	82	83	47	73	8	13	2	75.00	14	57.14
312	250	45	80	27	28	4	5			9	54.45
468	371	62	79	28	46	4	6	1	100.00	14	45.08
454	431	88	95	50	58	2	3	1	70.00	12	62.25
421	362	79	86	26	42	3	10	1	50.00	13	52.12
735	595	69	80	39	51	4	8	1	50.00	18	51.67
544	454	94	83	41	69	4	13	2	62.50	16	53.31
489	378	66	77	41	71	2	4	1	90.00	13	53.46
632	503	64	80			5	7	2	93.33	18	51.46
245	193	47	79	16	37	2	4			8	47.50
35	17	3	48	13	17	8	9			1	40.00
446	354	60	79	32	28	1	2			14	53.21
495	429	75	87	32	77	8	13			14	55.18
464	418	53	90	47	58	5	7	1	80.00	16	55.00
472	381	71	81	47	63	7	8	1	60.00	14	52.60
274	217	42	79	20	29	4	2			9	53.61
553	463	80	84	43	65	6	10	1	90.00	13	51.15
675	512	64	76	57	75	10	9	2	95.00	19	53.37
676	532	67	79	55	80	11	12			19	59.21
568	410	65	81	55	83	11	14	1	90.00	13	59.58
444	371	74	84	50	75	8	12	1	85.00	11	55.72
509	418	69	82	30	45	5	11	1	125.00	16	67.49
643	590	75	92	75	90	13	21	2	87.56	20	58.43
640	487	69	76	57	79	3	18	1	111.11	19	59.47
577	454	79	79	76	85	12	4			16	56.56
443	321	76	72	34	55	4	7	1	60.00	10	58.33
275	233	42	85	19	35	5	6			7	47.20
582	390	73	73	65	79	8	10			14	55.00
686	573	70	84	70	108	11	10	3	90.00	19	50.00
446	370	68	83	32	53	2	8	1	70.00	13	60.00
502	404	59	80	44	58	8	9			15	53.33
495	399	81	81	50	61	6	5	1	55.00	13	46.00
376	303	71	81	53	40	8	8			12	48.96
751	589	69	78								
496	426	67	86	28	53	6	12	1	75.00	15	50.00
569	346	48	61	29	51	4	8			16	49.38
578	462	72	80	64	82	13	19	2	82.50	14	54.16
547	427	68	78	61	82	7	20	2	87.50	16	56.00
590	508	84	86	51	67	2	3	1	50.00	16	49.89
507	387	73	76	45	67	6	9	2	65.77	14	56.98
451	327	73	73	38	75	3	9			15	57.59
611	553	73	91	55	67	3	14	1	90.00	16	55.00
686	517	64	75	67	76	10	18	3	50.00	11	45.00
326	265	56	81	45	85	5	14	3	71.66	21	59.70
494	426	66	86	60	78	12	19	1	70.00	14	54.56
595	498	70	84	81	82	16	13	2	85.00	17	50.26
463	350	11	76	50	57	5	9			15	50.70
453	380	65	84	26	50	4	8			14	53.00
494	412	82	83	50	62	15	9	1	65.00	16	57.04
383	325	76	85			5	10	1	85.00	13	54.23
692	500	63	72	29	59	2	11	1	60.00	17	55.00
578	451	81	78	62	83	5	8	1	90.00	15	54.75
373	320	52	86	38	52	3	6			12	51.45
427	360	78	84	50	73	5	11	1	45.00	15	57.19
421	343	67	81	56	43	2	11			13	64.09
476	340	75	71	38	57	6	5			13	53.01
652	527	73	81	64	79	14	17	1	75.00	21	55.48
509	377	82	74	103	119	14	22	4	88.75	9	59.45
1,075	832	37	77	69	82	3	9	4	81.25	27	52.37

INDEPENDENT CITY, TOWN AND VILLAGE CORPORATIONS

INDEPENDENT CITY, TOWN AND VILLAGE CORPORATIONS.

Counties	Number of corporations	Number of rooms	Number employed		Total months employed		5 to 21		Enrollment	Average attendance
			Males	Females	Males	Females	Males	Females		
Adair	5	29	6	32	50	274	644	606	1,160	919
Adams	5	33	6	28	54	247.7	455	474	957	742
Allamakee	8	32	5	37	46	332	994	1,075	1,344	1,106
Appanoose	12	95	14	96	118.5	833.5	2,591	2,762	4,548	3,649
Audubon	4	20	4	24	36	214	449	486	927	707
Benton	12	64	18	64	150.7	573.7	1,503	1,596	2,472	1,976
Black Hawk	6	207	27	177	242	1,587	4,478	4,768	6,570	5,392
Boone	9	83	11	93	92	817	1,973	1,989	3,327	2,601
Bremer	9	47	7	45	54.5	393.5	1,104	1,100	1,619	1,174.5
Buchanan	10	57	9	60	81	531	1,051	1,159	1,730	1,365
Buena Vista	9	50	9	61	81	520	1,152	1,152	1,937	1,569
Butler	10	54	11	61	88.5	469	878	934	1,815	1,462
Calhoun	10	58	7	70	63	608	1,140	1,170	2,251	1,672
Carroll	12	57	7	62	54	521.5	1,632	1,592	1,775	1,401
Cass	8	61	9	63	81	573	1,278	1,403	2,336	1,780
Cedar	14	50	12	58	98	521	1,020	1,050	1,902	1,534
Cerro Gordo	8	78	15	87	55	644	1,971	2,094	3,106	2,455
Cherokee	8	48	11	51	90	427	1,014	1,104	1,847	1,401.4
Chickasaw	9	43	6	40	54.5	361.5	917	919	1,383	634
Clarke	4	23	6	26	52.5	232.5	504	510	968	772
Clay	6	33	7	36	62.5	315.7	667	764	1,272	977
Clayton	16	64	15	62	136.5	569.5	1,405	1,499	2,376	1,818.4
Clinton	13	140	19	163	179.5	1,363.4	5,136	5,374	5,243	4,096
Crawford	10	60	13	61	109	546	1,260	1,262	2,093	1,642
Dallas	14	90	14	96	126	755	1,616	1,803	3,424	2,550
Davis	8	29	7	27	49	226	584	654	1,018	761
Decatur	10	55	15	50	124	440	1,040	1,096	2,165	1,599
Delaware	8	42	9	46	70	382.5	957	907	1,611	1,310
Des Moines	6	115	19	130	178	1,224	3,682	3,819	4,642	3,798
Dickinson	5	22	3	21	27	188	460	394	711	486
Dubuque	11	128	19	146	174	1,418	6,069	6,397	4,396	3,430
Emmet	2	26	3	40	27	360	736	740	1,162	1,084
Fayette	14	88	11	88	99	764.5	2,161	2,152	3,934	2,337
Floyd	5	59	9	58	85	544	1,104	1,260	1,884	1,689
Franklin	8	33	7	34	62	302	750	764	1,308	953
Fremont	8	59	8	60	72	540	1,027	966	1,982	1,646
Greene	8	43	9	49	81	409.2	896	953	1,696	1,267
Grundy	9	54	7	37	63	333	757	788	1,183	919.5
Guthrie	9	59	11	55	99	495	923	1,059	1,971	1,589
Hamilton	9	61	9	61	81	512	1,249	1,326	2,048	1,545
Hancock	9	42	3	39	72	347	782	824	1,180	977
Hardin	12	78	12	80	104.2	703.7	1,521	1,541	2,561	2,085
Harrison	10	76	19	76	185	658	1,510	1,616	2,989	2,223.5
Henry	10	55	11	57	100	505	1,063	1,082	2,089	1,658
Howard	4	33	6	30	49.5	270	696	730	1,049	773
Humboldt	10	49	12	41	81	363	793	811	1,534	1,185
Ida	5	35	6	39	54	340	656	639	1,134	930
Iowa	7	52	7	50	64	429.5	840	877	1,619	1,369
Jackson	9	59	13	59	113	509	1,165	1,205	1,957	1,643
Jasper	11	76	11	84	95	731	1,632	1,726	2,815	2,260
Jefferson	6	43	8	44	69.5	366.5	898	953	1,512	1,217
Johnson	5	66	12	63	108	558	1,352	1,487	2,289	1,808
Jones	9	56	10	54	90	477	1,216	1,236	2,061	1,638

INDEPENDENT CITY, TOWN AND VILLAGE CORPORATIONS—Con.

INDEPENDENT CITY, TOWN AND VILLAGE CORPORATIONS.

Counties	Number of corporations	Number of rooms	Number employed		Total months employed		5 to 21		Enrollment	Average attendance
			Males	Females	Males	Females	Males	Females		
Keokuk	17	82	16	75	142	664.5	1,523	1,586	2,801	2,206
Kossuth	11	65	10	61	90	544	1,291	1,325	1,921	1,524
Lee	8	115	19	99	165.5	913	3,357	3,701	4,062	3,068
Linn	15	294	21	278	175	2,440	6,752	6,944	9,296	7,441
Louisa	13	47	12	44	100	388	953	905	1,649	1,378
Lucas	4	33	8	33	63.5	297	754	709	1,366	1,048
Lyon	8	44	10	42	85	378	770	837	1,536	1,195
Madison	8	46	13	62	110	396	837	872	1,650	1,217
Mahaska	10	97	12	76	113	781	2,609	2,654	3,474	2,700.6
Marion	16	76	13	76	109	658.5	1,811	1,709	3,098	2,281
Marshall	11	110	14	106	119	967.5	2,354	2,456	3,923	3,024
Mills	8	52	6	48	54	429	972	1,027	1,651	1,335
Mitchell	11	49	9	48	81	434	1,001	1,062	1,638	1,294.9
Monona	10	51	11	52	99	468	1,113	2,212	2,062	1,585
Monroe	7	54	9	56	77	503	1,794	1,670	3,074	2,113
Montgomery	6	56	11	62	99	518	1,224	1,220	1,846	1,604
Muscatine	7	101	12	123	114	1,066	2,694	2,760	3,676	2,894
O'Brien	6	55	13	64	117	576	1,266	1,431	2,216	1,827
Osceola	3	23	3	21	27	191	431	421	564	503
Page	13	87	11	93	93	830.7	1,870	1,864	3,370	2,704
Palo Alto	8	39	7	44	63	395.5	925	1,025	1,494	1,213
Plymouth	11	64	10	61	77	517	1,390	1,514	2,031	1,575
Pocahontas	7	42	5	42	45	378	832	842	1,361	999.9
Polk	9	482	43	552	385	5,174	12,841	13,289	18,862	14,425
Pottawattamie	13	210	21	211	163	1,838.5	5,373	5,400	7,652	6,372.8
Poweshiek	8	75	15	65	102	584.5	1,381	1,571	2,383	1,938
Ringgold	10	44	8	41	66	358	672	698	1,460	1,088
Sac	9	55	8	54	72	486	999	1,120	1,973	1,572.6
Scott	10	241	37	222	359.4	2,197.7	6,952	6,749	7,902	6,156
Shelby	8	37	6	43	54	337	806	892	1,305	977.6
Sioux	12	69	14	75	127.5	661	1,875	1,889	2,500	1,932
Story	17	109	17	106	152	944	2,166	2,100	3,597	2,946
Tama	11	64	13	66	117	594	1,176	1,337	2,187	1,830
Taylor	11	59	11	54	80.6	450.7	943	1,004	1,968	1,512
Union	8	69	12	64	108	574	1,387	1,393	2,352	1,837.5
Van Buren	16	46	12	54	83	418.5	884	914	1,879	1,452
Wapello	7	126	15	162	137	1,517	5,386	3,998	5,883	4,517.6
Warren	14	59	12	56	151	466.5	1,012	1,148	2,108	1,264
Washington	9	67	10	61	89	547	1,314	1,365	2,261	1,835
Wayne	10	69	13	51	112	434	1,182	1,327	2,217	1,684
Webster	10	88	10	92	90	810	2,804	3,064	3,336	2,746
Winnebago	7	41	6	46	47	386.2	930	980	1,657	1,329
Winneshiek	12	50	8	46	72.2	404	1,127	1,238	1,524	1,103
Woodbury	15	292	41	294	358	2,593	7,628	7,926	10,050	8,027
Worth	6	27	5	24	45	195	448	440	753	608
Wright	8	62	13	71	97	598	1,352	1,470	2,515	2,014.7
Total	928	7,274	1,154	7,447	10,017.6	65,928.7	172,512	178,705	262,965	205,473.5

INDEPENDENT CITY, TOWN AND

INDEPENDENT CITY, TOWN

Counties	Non-Residents and Tuition			
	Below 9th Grade		Above 8th Grade	
	Number	Amount received	Number	Amount received
Adair	56	$ 432.60	93	$ 1,472.23
Adams	25	440.90	49	1,132.40
Allamakee	39	503.93	59	1,349.85
Appanoose	59	405.25	106	1,441.61
Audubon	17	128.75	47	823.00
Benton	91	887.42	120	1,958.89
Black Hawk	26	213.90	49	1,029.35
Boone	67	621.05	66	1,047.90
Bremer	98	923.04	74	1,151.95
Buchanan	57	384.81	82	1,017.36
Buena Vista	35	262.13	89	1,421.98
Butler	136	1,182.66	146	1,193.97
Calhoun	71	870.34	151	2,065.60
Carroll	48	543.91	69	1,231.50
Cass	67	640.25	130	1,973.21
Cedar	132	1,392.00	151	2,601.55
Cerro Gordo	57	571.89	85	1,561.61
Cherokee	34	504.25	99	1,571.89
Chickasaw	46	244.10	84	708.15
Clarke	20	429.64	42	913.79
Clay	34	465.17	70	999.34
Clayton	110	986.01	130	1,779.31
Clinton	66	468.52	79	1,368.10
Crawford	43	563.53	63	1,325.60
Dallas	130	1,489.32	169	2,832.11
Davis	14	125.25	8	302.75
Decatur	57	469.03	115	1,828.22
Delaware	86	902.61	102	1,269.54
Des Moines	3	28.50	8	676.78
Dickinson	21	288.50	24	388.15
Dubuque	10	69.70	6	63.50
Emmet	3	----------	27	83.85
[illegible]	[illegible]	[illegible]	[illegible]	[illegible]

INDEPENDENT CITY, TOWN AND

INDEPENDENT CITY, TOWN

Counties	Non-Residents and Tuition			
	Below 9th Grade		Above 8th Grade	
	Number	Amount received	Number	Amount received
Jefferson	20	523.65	75	1,380.00
Johnson	52	541.39	95	1,769.27
Jones	73	501.93	90	1,292.43
Keokuk	133	1,249.80	207	2,912.78
Kossuth	59	616.35	70	1,020.30
Lee	46	327.53	71	1,004.61
Linn	146	1,188.27	229	4,080.42
Louisa	47	461.20	119	2,202.17
Lucas	19	158.63	42	630.18
Lyon	72	969.60	71	1,043.14
Madison	101	565.38	125	1,862.97
Mahaska	75	552.19	102	1,123.82
Marion	72	571.99	59	956.75
Marshall	94	1,204.43	81	1,348.55
Mills	53	537.91	85	1,169.45
Mitchell	45	482.35	75	1,243.65
Monona	69	1,008.13	157	1,931.62
Monroe	38	458.37	87	1,905.20
Montgomery	31	341.00	134	1,766.61
Muscatine	59	697.46	75	1,871.57
O'Brien	36	582.32	108	2,258.64
Osceola	25	285.50	12	116.00
Page	78	1,105.82	125	2,134.69
Palo Alto	59	380.40	60	821.65
Plymouth	68	1,669.49	46	858.40
Pocahontas	53	414.30	91	1,847.13
Polk	162	2,457.98	142	3,876.01
Pottawattamie	84	1,179.25	159	2,654.25
Poweshiek	76	822.73	127	2,131.21
Ringgold	63	577.53	110	1,851.06
Sac	120	1,222.90	93	1,326.60
Scott	94	894.82	86	2,290.21
Shelby	31	419.75	67	749.75
Sioux	36	454.12	76	1,095.99
Story	80	731.98	171	4,339.30
Tama	74	912.03	117	2,066.55
Taylor	123	1,187.16	137	1,994.47
Union	63	546.30	139	1,721.66
Van Buren	161	1,132.67	124	1,492.28
Wapello	72	872.56	45	651.83
Warren	71	583.60	134	2,333.05
Washington	92	1,112.48	152	3,218.01
Wayne	141	1,170.13	174	2,129.83
Webster	31	304.70	52	1,107.17
Winnebago	45	368.90	64	657.20
Winneshiek	34	175.75	27	394.84
Woodbury	52	326.85	162	2,080.65
Worth	23	179.48	20	248.50
Wright	43	404.10	121	1,436.00
Total	6,279	$ 63,740.97	9,438	$ 151,362.05

VILLAGE CORPORATIONS—CONTINUED.

AND VILLAGE CORPORATIONS

Value of school-houses	Value of apparatus	Volumes in libraries	Paid Teachers — Treasurers Reports		Total months attended	Paid Teachers — Secretaries Reports	
			Males	Females		Males	Females
115,000	2,040	2,752	5,909.75	19,232.25	10,834	5,909.75	19,232.25
302,900	9,455	3,438	9,627.97	33,760.46	15,894	9,627.97	33,761.46
126,000	3,150	3,994	8,690.20	24,521.63	14,769	8,690.20	24,521.63
163,850	5,431	4,980	12,546.86	33,283.74	19,691.5	12,546.86	33,283.74
137,800	3,490	3,196	8,200.00	29,378.85	13,587	8,200.00	29,377.85
386,500	5,340	9,345	19,025.86	53,853.73	30,240	17,208.35	54,803.73
971,190	17,276	7,163	19,870.78	153,862.78	67,780	16,391.65	152,713.72
102,700	2,850	3,327	8,347.12	19,798.97	12,228.5	8,347.07	19,788.50
137,500	1,100	1,525	5,779.99	13,808.40	9,432	5,779.99	13,808.40
85,250	3,875	3,574	7,700.00	20,686.25	10,775	7,699.82	20,726.22
75,950	1,375	1,552	8,431.85	20,136.04	10,686.4	8,492.00	19,839.80
206,600	8,210	3,989	10,361.56	45,670.45	24,143.6	10,361.56	45,676.90
151,760	4,085	3,883	9,978.28	32,803.00	20,164	9,617.83	31,485.44
573,400	7,652	7,321	12,001.50	58,479.58	28,757	12,001.50	58,479.58
89,900	1,995	2,990	6,127.59	22,425.00	12,015	6,127.56	22,318.41
120,700	2,865	5,273	7,352.50	20,312.34	11,744	7,550.00	20,666.00
138,500	3,982	3,729	11,060.01	22,631.15	14,265	11,060.01	22,631.15
138,200	3,715	2,974	7,527.25	24,816.38	18,983	7,527.13	24,816.04
150,700	2,360	5,097	10,007.45	29,116.22	14,419	9,980.69	29,048.30
241,100	2,780	4,200	11,755.25	58,701.70	28,118	11,775.94	58,682.34
154,880	4,375	5,273	10,464.53	32,482.56	16,443	10,464.53	32,482.56
58,000	1,075	2,903	2,495.00	10,382.50	4,527	2,495.00	10,382.50
165,600	2,840	3,287	8,953.00	47,475.48	23,972	10,728.00	45,569.48
56,800	4,925	5,040	5,564.99	19,949.13	10,917	5,564.99	19,949.13
121,900	1,975	3,195	8,721.25	29,427.37	14,346	8,621.25	29,427.37
100,700	3,150	3,920	4,954.99	19,231.25	8,999.9	4,884.94	19,064.52
3,033,484	192,618	2,745	73,825.20	411,847.07	136,133	73,833.20	411,847.07
517,550	12,165	5,954	19,087.43	118,788.21	57,329.8	17,964.79	115,644.98
284,330	17,370	4,434	10,334.25	33,510.91	18,404	9,967.00	33,781.25
55,500	2,070	2,071	5,307.49	16,075.41	9,596	5,382.49	16,371.00
147,000	2,795	3,429	7,909.58	25,398.00	14,045.8	8,184.94	25,771.89
1,199,400	11,635	2,774	46,704.87	131,862.06	61,090.7	46,037.33	136,128.13
63,600	1,605	2,654	5,540.01	19,345.57	7,792.4	5,540.01	19,345.57
156,500	11,065	8,936	11,432.44	35,031.98	17,507.2	11,582.38	35,655.59
208,600	7,315	4,366	15,699.94	50,009.25	26,947	14,981.34	49,400.63
175,375	5,250	5,997	10,844.92	31,742.00	16,727	10,844.86	31,442.19
83,400	2,305	2,164	6,589.22	23,881.98	13,316	6,683.75	23,796.73
55,300	3,546	5,831	10,375.00	29,674.02	16,527	10,374.66	29,173.03
72,650	2,140	2,473	7,386.00	19,366.90	9,975	7,386.00	19,366.90
465,500	8,325	3,998	16,259.97	83,120.50	42,251	16,259.97	80,420.50
112,600	2,780	2,448	7,695.00	23,183.62	11,087.5	7,695.00	23,183.62
130,600	4,240	8,883	8,892.00	30,385.00	16,338	8,892.00	30,385.00
120,700	5,389	3,289	9,865.60	21,696.50	14,998	9,864.95	18,695.72
347,050	8,825	10,303	11,545.08	48,176.04	24,714	11,259.00	51,631.58
65,900	4,225	2,162	4,820.00	18,930.45	11,707	4,820.00	18,717.75
97,400	3,335	4,325	5,438.75	21,569.75	9,756	5,540.67	21,173.51
1,281,600	15,050	5,834	90,965.16	109,966.05	72,103	43,262.34	162,777.60
47,865	1,600	5,035	3,565.00	9,634.00	5,600	3,765.00	9,152.27
137,550	9,325	4,930	9,742.17	23,217.73	18,132.3	9,988.92	33,055.78
$ 21,529,458	699,692	$455,148	$ 1,091,834.50	$ 3,701,821.54	1,848,561.4	$ 1,039,053.90	$ 3,680,381.97

GRADED SCHOOLS--REPORTS OF COUNTY SUPERINTENDENTS 1910-1911

CITIES, TOWNS AND VILLAGES HAVING A POPULATION OF LESS THAN 1,500.

Name of Town	Superintendent or Principal 1910-1911	Population 1910	Salary per annum	No. months school	No. years in course	Enumeration June 30, 1911	Enrollment year ending June 30, 1911		No. graduates year ending June 30, 1911	Number teachers employed and average salary, not including superintendent or principal			
							Total	High school		Males	Salary per month	Females	Salary per month
Abingdon	John W. Lentz		$ 375.00	7.5	8	75	49					1	$ 42.50
Ackley	S. W. Moore	1,244	1,289.72	9	12	415	299	66	9			12	52.02
Ackworth	Lula Stanger	119	375.00	8	8	33	33		1				
Adair	V. L. Mangum	900	1,000.00	9	12	276	285	62	8	1	$ 111.11	7	55.00
Adel	H. F. Volkmann	1,289	1,300.00	9	12	316	374	67	11			11	55.00
Afton	J. W. Radebaugh	1,014	1,100.00	9	12	183	318	91	16	1	70.00	8	49.37
Agency	B. H. Wilson	322	810.00	9	12	183	169	38	5			6	52.00
Ainsworth	J. R. Butler	408	720.00	9	11	146	120	39	11			4	47.50
Akron	H. O. Swingen	1,130	1,035.00	9	12	425	319	37	3	1	115.00	8	57.00
Albert City	Albert R. Meyer	261	630.00	9	9	78	67	5	1			1	45.00
Albion	H. F. Thomas	457	900.00	9	12	217	185	53	5			5	55.04
Alburnett	Elsie Batchelder		387.00	9	8	56	51					1	38.00
Alden	F. L. Cicel	699	895.00	9	12	362	200	65	13			7	44.57
Alexander	Linda Peterson	262	540.00	9	8	83	74					1	50.00
Allerton	Geo. H. Ballard	862	1,125.00	9	12	279	296	101	4			7	50.00
Allison	Irving H. Hart	495	900.00	9	11	151	143	39	10	1	50.00	4	48.13
Alta	A. E. Harrison	959	1,000.00	9	13	240	224	53	7			7	52.75
Alta Vista	Clara Weers	356	450.00	9	9	122	73	5				1	40.00
Alton	R. A. Sell	1,046	900.00	9	12	401	226	34	6			6	52.50
Altoona	M. F. Morgan	438	810.00	9	10	145	119	12				3	46.67
Alvord	W. M. Parks	283	720.00	9	11	113	113	22	4			3	50.00
Amity	J. Ray Mercer		900.00	9	9	177	153	13	13			3	65.00
Andover	No report	51											
Andrew	R. H. Beall	307	630.00	9	10	108	93	27	1			2	40.00
Angus	Clyde Boyd	248	540.00	9	9	49	35					1	45.00
Anita	C. M. Parker	1,118	1,200.00	9	12	400	338	64	7			9	55.55

Ankeny	Walter F. Harmon	445	720.00	9	12	130	130	19				4	55.00
Anthon	E. C. Heaton	635	1,100.00	9	12	217	150	11	3			5	55.00
Aplington	J. J. Bradley	448	765.00	9	12	166	130	28	2			5	47.00
Arcadia	H. M. Stiles	390	945.00	9	11	191	50	12				2	50.00
Archer	No report	351											
Arion	Mabel Haworth	168	450.00	9	11	106	76	7				1	41.79
Arispe	Ethelyn Young	155	450.00	9	9	63	64		5			1	40.00
Arlington	Carl D. Kiser	678	900.00	9	12	269	231	52	4			6	47.50
Armstrong	W. R. Merriss	586	900.00	9	12	353	288	19	4			11	47.82
Arnolds Park	Lena Jones	273	630.00	9	10	67	67	6				2	51.00
Arthur	M. F. Penrod	215	720.00	9	10	114	77	19	5			2	50.00
Ashton	Vernon M. Keener	518	675.00	9	11	243	495	[illegible]	8	50	33.00	2	
Aspinwall	Mrs. Ida Krohn						495	9	8		50.33	2	
Atkins Twp. H. Sch.	Myron Marston		675.00	9	10		72	26		1	45.00	1	45.00
Atalissa	W. A. Dunlavy	220	855.00	9	12	78	87	28	3			3	48.33
Athelstan	No report	148											
Auburn	E. C. Evans	399	720.00	9	11	182	133	33	12			3	46.66
Aurelia	A. K. Beik	625	1,000.00	9	12	171	153	34	2			4	60.00
Aurora	L. B. Ledgerwood	287	675.00	9	11	87	91	28				3	40.00
Avery	H. K. Leedham		675.00	9	10	204	197	6	5			3	45.00
Ayrshire	Chas. Cookingham	337	600.00	9	9	144	118	4				2	45.00
Badger	Frances Flaherty	212	320.00	8	8		42					1	40.00
Bagley	Roscoe Applegate	488	675.00	9	11	106	114	32	4			4	52.50
Bailey	No report	226											
Baldwin	E. W. Nevein	229	720.00	9	11	92	123	31	4			3	36.66
Bancroft	Hugh Cooper	830	900.00	9	12	434	134	25	6			5	53.00
Barnes City	Chas. A. Vale	307	765.00	9	12	105	105	24	9			3	43.33
Barnum	No report	154											
Barrett	Howell Churchill		315.00	9	8		82					1	45.00
Bassett	May H. Jess	130	405.00	9	10	73	60	30	11			1	40.00
Batavia	Leon O. Smith	560	810.00	9	12	154	148	34	4			4	43.75
Battle Creek	Lorne Smylie	527	1,000.00	9	12	178	165	42	4			5	50.00
Baxter	C. F. Schell	527	900.00	9	11	145	127	15	2			4	55.00
Bayard	J. C. W. Morrow	539	720.00	9	11	149	137	29	5	1	60.00	4	52.50
Beacon	R. H. Williams	623	675.00	9	10	222	188	24	12	1	50.00	3	38.33
Beaconsfield	C. F. Stamper	148	560.00	8	10	49	70	31	5			1	40.00
Beaman	D. R. Earl	220	630.00	9	10	63	64	20	2			2	50.00
Belmond	Paul J. Scarbro	1,224	1,100.00	9	12	400	348	103	15			11	56.00
Bennett	J. A. Waddell	243	675.00	9	8	60	58		5			1	52.50
Benton	Mary O. Malley	191	427.50	9	8	74	65					1	47.50
Bentonsport	No report	141											
Berlin	Elsie Nieman		468.00	9	8	55	47		3			1	51.00
Bernard	No report	95											
Bertram	Frances Bowman		405.00	9		28	12						
Bettendorf	Edith Delarue	909	630.00	9	8	212	150		5			3	38.33
Birmingham	C. K. Hayes	572	800.00	8	12	166	205	71	10			5	40.00

GRADED SCHOOLS—REPORTS OF COUNTY SUPERINTENDENTS 1910-1911—CONTINUED.

CITIES, TOWNS AND VILLAGES HAVING A POPULATION OF LESS THAN 1,500.

Name of Town	Superintendent or Principal 1910-1911	Population 1910	Salary per annum	No. months school	No. years in course	Enumeration June 30, 1911	Enrollment year ending June 30, 1911		No. graduates year ending June 30, 1911	Number teachers employed and average salary, not including superintendent or principal			
							Total	High school		Males	Salary per month	Females	Salary per month
Blairsburg	B. H. Neveln	241	810.00	6.75	10	75	69	15				2	45.00
Blairstown	L. O. Worley	532	850.00	9	12	166	154	30	4	1	50.00	3	55.83
Blakesburg	S. A. Cohagen	344	680.00	8	9	88	89	9				2	45.00
Blanchard	W. R. Henderson	408	765.00	9	12	132	165	41	11			5	54.00
Blencoe	F. H. Chandler	283	765.00	9	10	135	105	17	3			2	50.00
Blockton	Frank C. Durand	648	855.00	9	12	191	164	25	3			6	53.33
Blue Grass	Claude Nunn	223	675.00	9	8	119	88		9			1	48.33
Bode	Oscar Grefstod and Geo. O. Lelligard	419	765.00	9	10	171	71	26	7			2	50.00
Bonaparte	Rollo E. Newcomb	597	900.00	9	12	200	149	42	5			5	47.61
Bondurant	Ina Hartsook	287	675.00	9	11	85	102	19	2			1	50.00
Bouton	Mary O'Malley		427.50	9	8	93	46					1	47.50
Boyden	J. R. Lang	364	675.00	9	11	132	116	26	3			3	50.00
Braddyville	Mary Agatha Murphy	283	552.50	8.5	12	91	80	24				3	50.00
Bradgate	No report	175											
Brandon	R. L. Dickinson	200	630.00	9	9	64	64	3	2			1	45.00
Brayton	No report	137											
Brazil	H. C. Hixenbaugh		396.00	9	8	203	169						
Breda	Mayme Rauch	374	450.00	9	8	173	25					1	36.75
Bridgewater	Earl Kramer, Stacy Steevens	365	670.00	9	11	127	168	38	10	2	74.44	3	45.00
Brighton	Theodore Wanerus	776	900.00	9	12	270	258	63	11			7	51.43
Bristow	H. F. Jakway	291	675.00	9	11	130	131	25	7			4	45.00
Britt	Harry D. Kies	1,303	1,200.00	9	12	418	306	66	12			11	52.93
Brooklyn	G. B. Jackson	1,233	1,200.00	9	13	488	306	102	14	1	70.00	8	61.25
Brooks	Osta Homan		450.00	9	10	77	77	4	1			2	36.50
Buck Grove	No report	87											
Buckeye	No report	140											
Buffalo	A. K. Claypool	456	630.00	9	8	200	150		10			2	42.50

Buffalo Center	C. R. Golly	753	1,125.00	9	12	493	419	56	16			11	46.14
Burt	P. D. Cowan	495	765.00	9	11	154	165	46	9			5	53.00
Bussey	W. E. Wellons	669	720.00	9	10	220	212	23				3	48.33
Buxton No. 1	Ina La Fayette		400.00	8	8		240					3	40.00
Buxton No. 2	Minnie B. London		400.00	8	8		262		8			3	40.00
Buxton No. 3	Marshall Thorpe		400.00	8	8		247		4			3	40.00
Calamus	H. G. Games	270	540.00	9	10	101	87	19	14			2	37.50
Caladonia	Ethel Hammond		427.50	9	10	70	60					2	37.50
Callender	Faith McMurray	321	540.00	9	9	113	99	38	5			2	47.50
Calmar	H. E. Miller	849	855.00	9.5	11	251	171	30	1	90.00		5	43.00
Calumet	No report	242											
Camanche	Mary L. Muhs	629	675.00	9	9	165	115	10	3			3	36.66
Cambria	Owen Weber		440.00	8	8	56	52	35				1	50.00
Cambridge	H. W. Dana	696	1,000.00	9	12	241	241	53	7			5	45.50
Cantril	A. G. Hinshaw	445	720.00	8	12	124	134	34	3			3	40.00
Carbon	Florence Wilworth	246	360.00	8	9	145	114					2	45.00
Carlisle	Myrtle Nicklin	592	675.00	9	12	234	212	52	4			5	45.00
Carpenter	No report	121											
Carson	Ed E. Coe	640	900.00	9	12	191	161	44	6			6	51.67
Cascade—East	Blanche Pierce		495.00	9	8	169	79					1	50.00
Cascade	No report	1,268											
Casey	H. H. Linton	735	1,100.00	9	11	227	235	43	4			6	53.33
Castalia	Nellie C. Smith	230	540.00	9	11	109	98	23	6			2	42.50
Castana	Geo. P. Koebel	364	1,250.00	9	12	171	261	82	9	1	83.33	5	57.00
Center Junction	F. W. Jones	199	630.00	9	12	73	78	21	2	1	40.00	1	45.00
Center Point	Henry E. Crons	802	720.00	9	12	219	216	63	7			5	43.00
Central City	F. S. Hill	558	900.00	9	13	205	196	60	10	1	60.00	4	40.00
Chapin	C. A. Law		630.00	9	10	61	66	9				1	45.00
Charlotte	Olga Hartig	356	700.00	10	9	163	119	7	6			2	50.00
Charter Oak	D. D. Carlton	734	1,200.00	9.5	12	279	211	47	5	1	85.00	6	57.08
Chatsworth	No report	131											
Chelsea	H. M. Tiffany	507	810.00	9	12	160	125		1	1	90.00	3	45.00
Chester	Marvin Gilbert	266	720.00	9	10	88	88	8				2	45.00
Chester Twp. H. S.	L. L. Bond		664.00	8	12							1	40.00
Chickasaw	Duane Cogley		360.00	9	10	73	56	19	9			1	40.00
Chillicothe	E. S. Tway	181	580.00	8	8	77	68					1	45.00
Churdan	B. F. Wescoat	667	900.00	9	11	192	173	25	8			5	48.00
Cincinnati	Chas D. Curtis	1,355	900.00	9	12	448	452	63	8			8	43.25
Clare	Kathryn Lahiff	299	450.00	9	8	123	105		1			1	40.00
Clarence	J. R. Neveln	662	900.00	9	12	192	192	40	4			6	50.83
Clarksville	Wm. Hoyman	895	855.00	9	13	198	229	63	2			6	54.08
Clayton	A. E. Samp	145	540.00	9	9	49	49	13	5			1	33.75
Clearfield	R. E. Davenport	625	900.00	9	12	181	208	71	18	1	50.00	6	49.50
Cleghorn	Ida Macomb	186	630.00	9	9	75	73	18	14			1	50.00
Clemons	Mabel Salisbury	213	550.00	9	8	93	83					1	50.00
Clermont	Clyde McFarlin	510	675.00	9	12	209	156	35	4			5	43.00

GRADED SCHOOLS—REPORTS OF COUNTY SUPERINTENDENTS 1910-1911—CONTINUED.

CITIES, TOWNS AND VILLAGES HAVING A POPULATION OF LESS THAN 1,500.

Name of Town	Superintendent or Principal 1910-1911	Population 1910	Salary per annum	No. months school	No. years in course	Enumeration June 30, 1911	Enrollment year ending June 30, 1911		No. graduates year ending June 30, 1911	Number teachers employed and average salary, not including superintendent or principa			
							Total	High school		Males	Salary per month	Females	Salary per month
Cleveland	No report	59											
Clio	J. W. Gard	178	560.00	7	10	71	75	38	10			1	50.00
Clutier	No report	186											
Coburg	No report	177											
Coggon	G. A. Yoakam	471	720.00	9	12	170	165	31	6			5	48.00
Coin	No report	591											
Colesburg	W. T. Taylor	271	675.00	9	10	83	91	10	2			2	45.00
College Springs	No report	626											
Collins	C. W. Kirk	521	900.00	9	12	155	133	42				5	52.00
Colo	C. F. Wilson	463	765.00	9	12	148	155	52	2			5	49.50
Columbus City	J. F. Moore	375	600.00	8	12	165	125	110	7		75 00	3	43.33
Columbus Junction	Geo. W. Weber	1,185	1,200.00	9	13	365	345	102		2	67.50	9	48.00
Conesville	Mrs. Blanche Carpenter	347	595.00	8.5	10		98	23	6			2	50.00
Conrad	G. V. Orr	549	1,000.00	9	12	177	163	66	13			6	53.33
Conway	Frank E. Crossen	283	589.75	8.5	11	101	102	26	3			2	50.00
Coon Rapids	H. T. Ports	1,084	1,200.00	9	13	396	361	75	3			10	56.05
Coppock	No report	105											
Coralville	No report	151											
Correctionville	M. D. Smith	893	1,500.00	9	12	436	305	95	12			9	50.00
Corwith	J. L. Lloyd	455	855.00	9	12	207	164	46	9			5	48.00
Coulter	No report	198											
Crawfordsville	John Wooley	322	810.00	8.5	12	214	204	38	7	1	50.00	4	45.00
Crescent	Eva J. Willis		450.00	9	11		119	2				3	40.00
Cromwell	A. M. Jennings	208	720.00	9	9	56	48	6	6			1	45.00
Crystal Lake	Mayme Larson	143	520.00	9	9	36	44	5	3			1	51.39
Cumberland	E. E. Richards	552	990.00	9	12	241	156	37	4			5	48.00
Cumming	No report												
Curlew	Chas. Weber	161	540.00	9	9	78	70	9				1	45.00

Cushing	E. E. Lister	254	697.00	9	11	90	85	24				2	50.00
Cylinder	No report	129											
Dakota City	Mrs. Adeline Franklin	391	540.00	9	10	133	112	7	2			3	45.00
Dallas	Floyd Stotts		530.00	8	8	87	73					1	50.00
Dallas Center	E. A. Douglas	769	1,215.00	9	12	297	449	48	5			8	60.00
Dana	Chas. Henderson	183	630.00	9	11	99	72	19	2			2	47.50
Danbury	Edwin Morlan	558	1,000.00	9	12	458	196	32	3			5	51.00
Danville	Carl Parriott	263	600.00	8	10	84	80	35	2			1	50.00
Davis City	J. H. Dutton	489	810.00	9	12	238	217	45				6	40.00
Dawson	Mrs. J. M. Boggs	275	585.00	9	10	133	94	29	8			2	40.70
Dayton	G. F. Robeson	717	855.00	9	12	221	190	52	9			6	50.00
De Soto	W. J. Lawson	356	900.00	9	11	137	166	22				4	47.50
Decatur City	F. H. Riggle	311	720.00	8	11	140	129	16	6			3	43.33
Dedham	Josephine I. Bruel	355	720.00	9	11	112	96	28	6			3	60.00
Deep River	Isaac E. Stutsman	467	900.00	9	12	180	191	52	6			5	50.00
Defiance	Herbert Carroll	411	775.00	9		130	146					3	52.96
Delaware	Fred Fee		540.00	9	11	84	67	26	4			2	41.10
Delhi	Maud E. Holbert	375	720.00	9	12	180	166	36				3	45.83
Delmar	H. L. Burdick	548	675.00	9	10	215	99	19	11			3	44.17
Deloit	Bertha Titsworth	208	540.00	9	9	100	85					1	50.50
Delphos	No report												
Delta	J. E. Miller	728	900.00	9	12	353	249	51	4			8	46.76
Denver	No report	224											
Derby	F. B. Knowles	326	675.00	9	10	106	98	36	4			2	40.00
Dewey	J. M. Snyder		675.00	9	10	65	67		5			1	40.00
Dexter	E. G. Wright	767	1,150.00	9	12	233	200	53	10	1	75.00	6	54.58
Diagonal	R. D. Nelson	509	675.00	9	11	157	159	23				4	41.25
Dickens	Mrs. A. M. Luce	255	675.00	9	10	74	64	38	2			3	50.00
Dike	B. Dorothy Elrod	286	585.00	9	10	103	63	18	5			2	50.00
Dixon	Jeannette Grace	198	570.00	9	8	84	64		5			1	52.50
Dolliver	Adam Miller	107	900.00	9	10		114	12				4	50.00
Donahue	No report	64											
Donnellson	No report	337											
Doon	A. P. Hargrave and L. M. Boatman	581	900.00	9	11	197	170	26	3			5	51.00
Dougherty	No report	171											
Dow City	C. C. Bunch	462	900.00	9	12	183	189	53	5			6	58.33
Downey	Anna Barry		720.00	9	12	52	52	21	1			2	45.00
Dows	J. T. Bradshaw	892	945.00	9	12	324	342	86	17			9	57.11
Drakesville	No report	249											
Dumont	J. P. Johnson	550	720.00	9	11	212	201	42	9			5	52.00
Duncombe	Geo. W. Harper	418	540.00	9	12	151	137	22	3			3	45.00
Dunkerton	B. E. Guyer	276	400.00	9	9	88	74	4	3			1	45.00
Dunlap	W. J. Seeley	1,155	1,200.00	9	12	486	351	73	7			2	62.50
Durant	D. C. Camblin	720	810.00	9	12	207	159	22	1			4	41.25
Dysart	L. H. Ozius	906	900.00	9	12	235	234	55				11	51.00

GRADED SCHOOLS—REPORTS OF COUNTY SUPERINTENDENTS 1910-1911—CONTINUED.

CITIES, TOWNS AND VILLAGES HAVING A POPULATION OF LESS THAN 1,500.

Name of Town	Superintendent or Principal 1910-1911	Population 1910	Salary per annum	No. months school	No. years in course	Enumeration June 30, 1911	Enrollment year ending June 30, 1911		No. graduates year ending June 30, 1911	Number teachers employed and average salary, not including superintendent or principal			
							Total	High school		Males	Salary per month	Females	Salary per month
Earlham	L. N. Gerber	749	1,250.00	9	12	250	254	102	17	2	70.00	1	65.00
Earling	J. W. Myers	323	720.00	9	11	116	26						
Earlville	W. D. McKee	552	720.00	9	12	145	137	30	10			3	46.67
Early	H. P. Trumbo	500	1,000.00	9	12	179	167	39	6			5	52.00
East Peru	Ernest Tinkle	371	675.00	9	10	94	112	13	3			2	40.00
Eddyville	Emma S. Nye	1,085	900.00	9	13	258	308	51	8			6	50.00
Edgewood	Earl F. Wisdom	555	765.00	9	12	95	227	66	8			5	41.00
Elberon	No report	336											
Eldridge	No report	217											
Elgin	J. H. Williams	564	720.00	9	12	183	169	34	6			5	45.00
Elkader	Robert Reinow	1,181	1,500.00	9	12	332	253	71	10	1	45.00	8	56.25
Elkhart	No report	132											
Elkhorn	Ralph E. McConnell		520.00	8	8		112					2	50.00
Elkport	Clarence L. Manke	210	630.00	9	12	157	124	19				3	41.66
Elliott	Rolland Myers	528	1,000.00	9	12	187	170	50	6	1	50.00	4	52.50
Elston	E. B. Delzell	205	810.00	9	11	106	143	37	4			3	45.00
Ellsworth	F. C. Runkle	406	720.00	9	12	137	126	27	4			4	51.25
Elma	L. A. White	807	720.00	9	11	334	137	24	8			5	46.00
Elwood	Mabel Dunham		450.00	9	9	62	62	4				1	50.00
Ely	Nellie M. Moreland	161	382.50	9	8	63	50					1	37.50
Emerson	M. C. Galpin	478	1,200.00	9	12	187	172	45	6			5	48.00
Epworth	Anna F. Jackson	520	405.00	9	10	153	115		8			3	42.50
Essex	A. J. Quigg	776	900.00	9	12	254	233	49	10			7	52.85
Everly	Clarke W. Mangun	392	810.00	9	11	101	105	24	2			3	55.00
Exira	J. L. Hosper	787	900.00	9	13	274	245	40	9			7	53.00
Exline	Beryle E. Ellis	660	480.00	8	10	196	151	28		1	45.00	2	40.00
Fairbank	A. N. Wray	618	900.00	9	12	182	76	31	8			3	48.33

Farley	Minnie Breitback	676	675.00	9	12	220	136	24				3	45.00
Farmersburg	Ina Mueller	259	425.00	8.5	8	127	116	6				1	40.00
Farmington	A. T. S. Owen	1,165	990.00	9	12	295	321	63	10			8	46.20
Farnhamville	Jean Harrison	332	585.00	9	10½	125	107	22	5			3	45.00
Farragut	H. E. Dow	431	1,000.00	9	12	146	179	67	15			6	51.25
Fayette	Harold S. Craig	1,112	900.00	9	12	357	285	91	12			9	51.00
Fenton	Margaret Dorweiler	211	675.00	9	10	100	91	20	9			3	48.33
Ferguson	Mrs. Elsie Cooper	127	400.00	8	8	99	64					1	45.00
Fernald	J. J. Feroe		720.00	8	11	125	108	15				3	46.66
Fertile	Elizabeth Glass	207	480.00	8	10	96	75	10	1			2	41.00
Floyd	Charlotte Magdsick	332	675.00	9	11	90	96	17	4			2	47.50
Fonda	J. A. Eckenrod	978	1,125.00	9	12	301	222	41	10			7	56.43
Fontanelle	Frank Lindeman	789	1,100.00	9	12	281	245	47	5	2	90.68	8	46.00
Fort Atkinson	No report	589											
Foster	Anna M. Mahon	276	520.00	8	8	48	48		10			1	65.00
Franklin	No report	138											
Fraser	J. J. Flaherty	537	720.00	9	9	223	187	4	4			3	44.14
Fredericksburg	L. J. O'Neill	558	630.00	9	10	148	139	37	7			3	45.00
Frederika	No report	149											
Fremont	H. R. Hinshaw	501	810.00	9	12	168	187	47				6	51.66
Galt	F. S. Grawe		630.00	9	10	77	57	4	2			2	45.00
Galva	Harry E. Weech	357	810.00	9	12	163	142	35	5			6	49.12
Garber	No report	131											
Garden Grove	F. P. Reed	611	1,035.00	9	12	213	238	65	6			6	51.00
Garnavillo	B. F. Brown	342	750.00	9	10	94	84	35	2			2	50.00
Garner	F. H. Sunderlin	1,028	1,000.00	9	12	437	252	53	8			10	53.25
Garrison	Daisy Lee	438	720.00	9	12	147	111	29	2			5	35.00
Garwin	W. B. Geiter	425	810.00	9	12	118	103	33				3	50.00
Geneva	Elizabeth Slee	199	540.00	9	10	64	73	13	5			2	47.50
George	Chas. C. Mantil	606	900.00	9	11	154	205	34	11	1	65.00	2	65.00
Germania	B. L. Troup	436	810.00	9	11	175	126	22	4			3	53.33
Gibson	A. R. Myer		720.00	9	10	98	65	13	1			2	46.60
Gifford	No report												
Gilbert	C. N. Torp	235	675.00	9	10	108	95	12				3	50.00
Gilman	A. J. Jones	430	675.00	9	11	143	140	35	6			4	46.94
Gilmore City	C. C. Knoll	689	810.00	9	12	145	266	53	7			6	51.04
Gladbrook	Supt. Tisdale	869	1,000.00	9	12	279	250	62	8			7	52.00
Glidden	W. H. Manifold	850	1,125.00	9	12	246	265	65	7			7	55.00
Goldfield	W. A. Ottelic	618	810.00	9	12	267	277	77	8			11	55.00
Goodell	Ruth Talbot	240	630.00	9	10	97	80	29	4			2	53.33
Goose Lake	No report	110											
Gowrie	E. J. Heuer	829	900.00	9	12	209	186	58	6			6	47.50
Graettinger	Cora E. Dill	556	675.00	9	11	213	192	32	8			5	45.50
Grafton	S. H. Swenson	183	585.00	9	10	93	72	25	2			2	45.00
Grand Junction	Amos Huffman	1,012	900.00	9	12	309	259	59	9	1	82.50	5	51.00
Grand Mound	W. S. Stanton	428	900.00	9	10	149	115	32	7			3	46.66

GRADED SCHOOLS—REPORTS OF COUNTY SUPERINTENDENTS 1910-1911—CONTINUED.

CITIES, TOWNS AND VILLAGES HAVING A POPULATION OF LESS THAN 1,500.

Name of Town	Superintendent or Principal 1910-1911	Population 1910	Salary per annum	No. months school	No. years in course	Enumeration June 30, 1911	Enrollment year ending June 30, 1911		No. graduates year ending June 30, 1911	Number teachers employed and average salary, not including superintendent or principal				
							Total	High school		Males	Salary per month	Females	Salary per month
Grand River	U. S. Webber	333	720.00	9	12	131	127	41	7	1	50.00	2	42.50
Grandview	Grand View	374	675.00	9	10	130	104	11				2	45.00
Granger	S. S. Winchell	225	630.00	9	10	113	98	17				3	46.66
Grant	No report												
Grant City	Elsie Travis	162	450.00	9	9	71	55	19				1	45.00
Granville	Fred Dawson	400	700.00	10	10	158	37	2				1	45.00
Gravity	Eva Allen	475	720.00	9	10	148	144	28	13			4	52.50
Gray	Chas. Ford	148	630.00	8	10	61	64	27				2	50.00
Greeley (Del. Co.)	L. F. Riley	383	810.00	9	11	109	100	12	2			3	48.30
Greeley (Buch. Co.)	See Hazleton												
Green Island	No report	128											
Greene	Benj. Boardman	1,150	1,200.00	9	12	316	306	54	6			9	53.00
Greenfield	J. M. Ireland	1,379	1,275.00	9	12	414	471	92	18	1	141.66	11	56.50
Grimes	H. W. Herrick	733	680.00	8	12	157	162	49		1	45.00	3	45.00
Griswold	T. B. Homan	949	1,000.00	9	12	267	233	72	9			6	52.50
Grundy Center	E. L. Ferrier	1,354	1,200.00	9	13	453	358	116	15	1	70.00	11	53.03
Guernsey	S. T. Biddle	143	480.00	8	10	79	60	18	6			1	45.00
Guthrie Center	B. W. Tallman	1,337	1,100.00	9	12	420	350	79	12	1	75.00	12	54.40
Guthrie Co. H. Sch.	H. E. Isley		1,350.00	9	12		186	183	25	1	90.00	6	66.50
Halbur	No report	147											
Hamilton	Mrs. Mae Goldizen	391	675.00	9	10	192	192					2	45.00
Hancock	Chas. E. Flitner	250	675.00	9	12	94	91	20	5			3	50.00
Hanlontown	Weslie Wilkie	129	450.00	9	8	55	51					1	50.00
Hansell	W. C. Folks		480.00	8	8	49	47		5			1	45.00
Harcourt	Mary Hanson	247	360.00	8	8	61	53					1	40.00
Hardy	Fred F. Bell and Warren Chambers		450.00	9	9	99	88					1	50.00
Harper	No report	232											

Harpers Ferry	No report	297											
Harris	Mrs. M. A. Critchfield	239	585.00	9	10		86	9				2	42.50
Hartford	O. E. Shepherd		420.00	7	8	73	73					1	41.00
Hartley	G. W. Gordon	1,106	1,200.00	9	12	387	333	86	12	1	35.00	10	55.00
Hartwick	G. B. West		585.00	9	10	54	55	8	3			1	45.00
Harvey (D.M.Valley)	Nannie Hyatt	346	400.00	8	9	133	97	7				2	40.00
Hastings	Grace Hydeman	393	675.00	9	12	124	97	22	6			3	50.83
Havelock	George V. Annan	241	630.00	9	12	98	117	13	3			3	45.00
Hawkeye	E. L. Nelson	510	765.00	9	12	291	158	41	9			4	48.75
Hayesville	A. J. Bryant		471.87	9	10	61	57	8	6			1	45.00
Hayfield	L. E. Bowker		585.00	9	9	79	75	10	4			1	50.00
Hazleton	Anna Maloney	444	585.00	9	10	145	110	32	7			3	40.00
Hedrick	John J. Williams	978	900.00	9	12	271	256	83	10			6	48.47
Henderson	C. W. Workman	240	652.50	9	11	76	81	22	6			3	42.50
Hepburn	No report	110											
Hesper	Chas. Sisson		495.00	9	8	98	77	20	1			2	45.00
Hills	No report	195											
Hillsdale	Louella Hoffman	80	495.00	9	8	29	29					1	50.00
Hillsboro	Earl Leedham		520.00	9	9	84	86	16	3			2	45.00
Hinton	Anna Kiifer	329	675.00	9	9	109	93	8				3	50.00
Hiteman	N. J. Hibbs		945.00	9	11	861	603	39	8			10	48.00
Hocking	Hayes Van Gorder		630.00	9	8	418	266		3			4	45.00
Holland	No report	168											
Holstein	M. F. Hoffman	936	1,350.00	9	12	235	241	41	6			9	58.88
Holy Cross	No report	143											
Honey Creek	Golda Hicks		405.00	9	8		57					1	45.00
Hopeville	W. F. Smith	103	375.00	7.5	8	57	58					1	40.00
Hopkinton	O. B. Law	797	810.00	9	11	280	227	55	5			6	43.75
Hornick	Mrs. Loretta Bower	245	585.00	9	11	154	146	26	6			3	45.00
Hospers	Homer Rundall	581	675.00	9	10	229	151	13	8			4	46.25
Hubbard	S. F. Truesdell	568	900.00	9	12	166	116	39	2			6	52.30
Hudson	No report	372											
Hull	John Ludwickson	658	1,050.00	9	12	333	254	38	8	1	60.00	7	59.69
Humeston	H. F. Young	1,006	1,000.00	9	12	288	257	47	3	1	55.00	6	53.33
Huxley	Tirzah Quick	336	600.00	8	10	161	85	13				3	46.67
Hynes	Phillip Hickman		480.00	8	8		220					3	40.00
Imogene	Novetta E. Johns	341	585.00	9	9	117	80	9	2			1	55.00
Inwood	Lillian A. Purkhiser	595	1,000.00	9	12	208	190	64	6			5	52.92
Ionia	O. T. Pettit	298	675.00	9	12	81	62	29	9			3	40.00
Iowa Center	Leta Higley		400.00	8	8	45	39					1	50.00
Ireton	W. C. Bean	631	765.00	9	12	174	202	42	8			5	53.00
Irwin	G. R. Groff	278	720.00	9	11	99	108	19	1			3	51.67
Jackson Junction	No report	169											
Jamaica	J. M. Boggs	379	675.00	9	10	118	118	38	5			3	45.00
Janesville	Lew Chaplin	269	540.00	9	9	125	101	14				2	45.00

GRADED SCHOOLS—REPORTS OF COUNTY SUPERINTENDENTS 1910-1911—CONTINUED.

CITIES, TOWNS AND VILLAGES HAVING A POPULATION OF LESS THAN 1,500.

Name of Town	Superintendent or Principal 1910-1911	Population 1910	Salary per annum	No. months school	No. years in course	Enumeration June 30, 1911	Enrollment year ending June 30, 1911		No. graduates year ending June 30, 1911	Number teachers employed and average salary, not including superintendent or principal			
							Total	High school		Males	Salary per month	Females	Salary per month
Jerome	Roy McIntire		400.00	8	8	159	114					2	38.75
Jesup	A. H. Allen	697	720.00	9	12	194	156	28	5			5	46.00
Jewell	E. G. Clark	941	900.00	9	12	289	218	47	11			5	52.00
Jolley	Almos Glasgow	250	630.00	9	10	93	89	24				2	45.00
Kalona	Thos. Moreland	466	720.00	9	12	149	149	57	6			4	51.25
Kamrar	Levi Neese	262	675.00	9	9	110	108	3				2	45.00
Kanawha	H. E. Hendrickson	398	675.00	9	11	151	113	23	2			3	53.33
Kellerton	Geo. L. Bartow	503	900.00	9	12	151	179	38	10			6	49.16
Kellogg	F. M. Essex	610	810.00	9	12	188	177	33	2			5	46.00
Kelley	Frankie Murray	231	400.00	8	10	73	66	5				1	40.00
Kensett	Lydia Robinson	360	450.00	9	11	149	146	26	3			3	50.00
Kent	No report	158											
Kenwood Park	H. M. Titus	376	765.00	9	10	156	172	11	4	1	50.00	3	45.00
Keosauqua	David Williams	1,009	1,125.00	9	12	278	323	64	19	1	91.00	8	46.53
Keota	Chas. M. Nevein	988	1,000.00	9	12	227	266	76	10	1	55.00	7	49.29
Keswick	Jay C. Gains		900.00	9	11	145	157	25	8			4	47.81
Keystone	Fred R. McNeal	412	750.00	9	11	118	75	28	6			3	50.00
Kimballton	None	271		8	8	85	61					2	50.00
Kingsley	Isabelle Tripp	977	810.00	9	12	371	309	64	16			8	54.00
Kinross	Albert P. Hogan	142	630.00	8	10	82	82	17	6			2	39.75
Kirkman	Nora M. Ashby	180	630.00	9	10	73	75	15	2			2	50.00
Kirkville	Joseph Parks	299	640.00	8	9	100	105	4	4			3	50.00
Kiron	No report	207											
Klemme	Irving E. Misman	306	608.60	9	10	100	79	4				2	48.75
Knierim	Florence Benson	220	540.00	9	10	103	89	19				2	45.00
Knowlton	Ruth Casady	193	450.00	9	10	61	53	8				2	36.00
Kossuth	May Simmons		440.00	8	10	75	54	23	2			1	45.00

La Motte	S. W. Mitchell-Judson Williams	288	675.00	9	10	115	86	13	2			1	50.00
La Porte City	C. D. McGoon	1,233	1,200.00	9	12	307	271	63	7			2	66.25
Lacona	A. R. Sander	517	630.00	9	12	200	167	53	2			3	47.50
Ladora	C. E. Andrews	260	675.00	9	11	82	72	24	6			3	45.00
Lake Center (Lake Twp.	J. J. Rane		490.00	7	10		120			1	45.00	2	45.00
Lake Mills	W. S. Still	1,214	1,150.00	9	13	423	393	98	24			11	47.50
Lake Park	W. E. Collins	552	1,100.00	9	12		302	56	6			7	51.78
Lake View	H. P. Helms	514	855.00	9	12	138	139	37	6			4	46.25
Lamont	Joseph Bowan	571	810.00	9	13	195	126	42	6			5	45.50
Lancaster	Sophia H. Strohman		440.00	8	9	29	22					1	45.00
Lanesboro	Laura J. Maulsby	268	480.00	8	8	89	68					5	52.00
Larchwood	Sewa B. Laughlin	434	860.00	9	11	172	159	28				1	55.00
Larrabee	Mary B. Richardson	158	810.00	9	9	56	53	18	13			2	50.00
Latimer	G. L. Waldron	378	630.00	9	9	137	114	26	2				
Laurel	No report	179										8	53.75
Laurens	H. M. Taylor	817	1,050.00	9	12	302	309	70	16			3	45.00
Lawler	H. B. Hetzler	601	1,200.00	9.5	12	260	96	44	7				
Lawton	Charlotte Case	138	600.00	9	11	42	24					3	47.00
Le Claire	W. H. Plymire	690	810.00	9	11	176	108	17	3			2	55.00
Le Grand	E. C. Sturdevant	338	630.00	9	11	83	90	37				2	47.50
Le Roy	J. C. Duffield	185	585.00	9	9	94	65	15				2	45.00
Ledyard	Emma Stenard	222	540.00	9	10	66	66	6		3		9	45.00
Lehigh	A. A. Wood	928	900.00	9	12	501	300	34		3		1	60.00
Leighton	Grace Williams		510.00	8.5	8	76	68					1	45.00
Leland	Petra Saffell	188	400.00	8	8	87	87					7	49.00
Lenox	J. A. Griffith	1,274	900.00	9	12	311	342	95	16	1	50.00	3	51.67
Lester	E. S. Tyler	244	720.00	9	11	99	89	16	3			3	48.33
Letts	F. E. Bailey	433	720.00	9	12	122	101	40				6	52.50
Lewis	S. W. Rowley	603	900.00	9	12	199	102	66	17			1	35.00
Liberty Center	Zula Sandy		380.00	8	12	36	36	9	2			1	40.00
Liberty Twp.	L. L. Bond		634.00	8	12							1	40.00
Libertyville	Geo. D. Plescher		480.00	8	11	104	88	42	14				
Lidderdale	Emma Chambers	114	400.00	8	8	42	27					5	42.50
Lime Springs	O. R. Arrington	498	810.00	9	12	215	192	58	5			4	50.50
Linden	Robt. G. Smith	315	850.00	9	12	126	138	39	8			4	50.00
Lineville	A. W. Bagley	600	675.00	9	11	244	190	21	7	1	67.50	3	50.00
Linn Grove	J. J. Sherman		675.00	9	11	101	119	28	3			7	47.46
Lisbon	C. I. Bixler	846	1,000.00	9	12	224	183	65	8			3	55.00
Liscomb	T. T. Cranny	354	720.00	9	11	124	117	12	3			3	50.00
Little Rock	W. H. Branch	471	720.00	9	11	137	103	17	4			3	45.00
Little Sioux	A. J. Baylen	390	810.00	9	12	124	135	19	6			1	40.00
Littleport	S. M. Stalnaker	166	450.00	9	8	73	52					6	51.66
Livermore	H. A. Messeldine	578	855.00	9	12	191	176	51	9			1	35.00
Lock Ridge	Mary Coughlan		405.00	9	8	57	56		3			14	50.53
Logan	C. S. Cobb	1,453	1,400.00	9	12	537	500	114	21	1	70.00	6	51.50
Lohrville	E. E. Franklin	674	810.00	9	12	167	158	42	8			2	50.00
Lone Rock	F. M. Sarchett		675.00	9	10	82	97	11	5				

GRADED SCHOOLS—REPORTS OF COUNTY SUPERINTENDENTS 1910-1911—CONTINUED.

CITIES, TOWNS AND VILLAGES HAVING A POPULATION OF LESS THAN 1,500.

Name of Town	Superintendent or Principal 1910–1911	Population 1910	Salary per annum	No. months school	No. years in course	Enumeration June 30, 1911	Enrollment year ending June 30, 1911		No. graduates year ending June 30, 1911	Number teachers employed and average salary, not including superintendent or principal			
							Total	High school		Males	Salary per month	Females	Salary per month
Lone Tree	N. E. Hessenius	782	945.00	9	12	205	205	3	10			5	49.00
Long Grove	Amy Hahn		495.00	9	8		76		5			1	48.55
Lorimor	W. C. Kennedy	645	810.00	9	12	213	206	4	6			5	49.00
Lost Nation	E. F. Haush	523	1,000.00	9	11	229	176	4					
Lovilia	J. L. Mullen	552	720.00	9	10	204	182	3	11	1	50.00	2	47.50
Low Moor	Sheldon Slade	253	540.00	9	8	61	67		3	1	45.00	2	45.00
Lowden	C. F. Becker	584	900.00	9	11	251	155	18	3			1	45.00
Lucas	John M. Stokes	666	810.00	9	11	229	229	24	7			4	45.00
Luther	No report	130										5	41.00
Luton	R. P. Wilder		900.00	9	10	70	51						
Luverne	G. H. Brinegar	501	810.00	9	12	145	150	30				1	50.00
Luzerne	No report	160										5	49.00
Lynnville	Bessie C. Blackwell	370	585.00	9	11		98	37	8				
Lytton	Jessie Heslop		585.00	9	10	53	63	4	1			4	48.75
McCallsburg	Chas. H. Tedford	309	675.00	9	12	129	107	14				1	40.00
McCausland	No report	106										3	50.00
McClelland	J. E. Pritchard	134	675.00	9	9	42	35						
McIntire	H. E. Bowman	487	720.00	9	11	180	151	20	3			3	43.33
McGregor	Beniah Dimmitt	1,259	1,500.00	9.5	12	456	355	57	10	1	80.00	9	55.00
Macedonia	Thos. O. Tacy	357	765.00	9	12	140	127	47	12			4	47.50
Macksburg	Will R. Cameron	197	680.00	8	10	215	209	32	14			3	40.87
Madrid	C. T. Reed	1,191	900.00	9	12	347	283	51	6			7	50.00
Magnolia	E. C. Meggers	311	675.00	9	10	109	118	20	4			2	50.00
Malcom	J. J. Grimm	377	810.00	9	12	130	115	30	10			4	50.00
Mallard	H. J. O'Neil	331	585.00	9	10	163	149	11	3			3	40.65
Maloy	No report	127											
Malvern	F. E. Green	1,154	1,200.00	9	12	347	301	70	15			10	49.80

Manilla	A. B. McClure	875	1,125.00	9	12	296	270	56	10			9	55.55
Manly	John Winchell	346	630.00	9	12	113	90	20	4			3	45.00
Manning	J. W. Myer	1,434	1,350.00	9	12	456	359	78	10			13	54.80
Manson	W. R. Sandy	1,236	1,200.00	9	12	387	367	86	9			11	53.20
Mapleton	Paul J. Kruse	1,100	1,150.00	9	12	389	312	60	13			11	54.00
Marathon	J. E. Cundy	532	1,300.00	9	12	350	257					8	51.88
Marble Rock	Loren W. Inman	480	765.00	9	12		17	43	6			4	36.25
Marcus	James Clairson	896	950.00	9	12	274	206	52	14			6	55.00
Marne	Kate McGrath	266	675.00	9	10	85	63	11	2			2	55.00
Martelle	Lucy McCoy	178	450.00	9	10	67	74					1	40.00
Martinsburg	Archie I. Beall	285	720.00	9	10	91	73	22	6			2	47.50
Marysville	No report	319											
Masonville	No report	282											
Massena	Ray Combs	490	765.00	9	11	137	132	20	4			4	56.00
Matlock	No report	118											
Maurice	Allen Van Wechel	290	630.00	9	11	101	88	12	5			2	52.50
Maxwell	M. S. Templeton	754	810.00	9	12	232	256	69	9			6	47.50
Maynard	K. W. Buell	382	700.00	9	11	163	133	31	4			3	50.00
Maysville	No report	55											
Mechanicsville	E. L. McConkel	817	1,200.00	9	12	216	247	77	15			7	58.57
Mediapolis	W. A. G. Ellis	858	810.00	9	12	249	216					7	46.78
Melbourne	O. Wiesley	423	720.00	9	11	105	89	18	1			3	50.00
Melrose	Loretta Connolly	459	585.00	9	12	177	28	28	13			4	41.25
Melvin	No report	195											
Menlo	J. M. Piercy	382	900.00	9	12	166	156	21				3	53.33
Meriden	W. O. Dailey	246	765.00	9	12	139	156	21	6			3	53.33
Merrill	A. V. Graeber	520	950.00	9	10	175	148	15	4	1	105.55	3	47.50
Meservey	J. E. Patterson	193	630.00	9	10	61	65	10				1	65.00
Meyer	No report	387											
Miles	W. E. Huff	334	900.00	9	11	73	101	23	3			3	50.00
Milford (Mont. Co.)	W. C. Mulenburg		675.00	9	10	111	90	20	4			3	45.00
Milford (Dick. Co.)	Chas. E. Denny	575	990.00	9	11	290	195	46	5			5	56.91
Millersburg	C. R. Wiseman		720.00	9	11	108	77	18	3			3	41.67
Milo	H. L. Cosner	519	900.00	9	12	153	186	55	7			5	47.50
Milton	Ida Jewett	913	900.00	9	12	158	166	46				7	48.00
Minburn	E. L. Meek	388	900.00	9	11	151	154	59	11			4	46.25
Minden	A. K. Plank	423	765.00	9	10	168	138	22				4	52.75
Mingo	No report	246											
Mitchell	C. W. Bond	231	630.00	9	11	115	95					1	40.00
Mitchellville	Thomas Smiley	869	810.00	9	12	195	225	61	8			6	50.50
Modale	W. A. Butler	387	855.00	9	12	128	166	22	7			3	50.00
Moingona	Helen G. Deakin		360.00	9	8	59	63					1	35.00
Mona	Blanche Thorson		425.00	8.5	8	137	68	2				1	40.00
Mondamin	C. J. Collingsworth	420	810.00	9	11	180	157	14				1	50.00
Moneta	No report	44											
Monmouth	C. O. Mitchell	221	765.00	9	11	86	112	28				3	40.00
Monona	A. T. Barrett	792	900.00	9	12	222	202	42				6	53.75

GRADED SCHOOLS—REPORTS OF COUNTY SUPERINTENDENTS 1910-1911—CONTINUED.

CITIES, TOWNS AND VILLAGES HAVING A POPULATION OF LESS THAN 1,500.

Name of Town	Superintendent or Principal 1910-1911	Population 1910	Salary per annum	No. months school	No. years in course	Enumeration June 30, 1911	Enrollment year ending June 30, 1911		No. graduates year ending June 30, 1911	Number teachers employed and average salary, not including superintendent or principal			
							Total	High school		Males	Salary per month	Females	Salary per month
Monroe	W. H. Meek	800	1,100.00	9	13	225	224	46	1			8	55.62
Montezuma	Ernest Iler	1,172	1,200.00	9	12	390	351	85	15			11	54.54
Montour	C. B. Adair	383	720.00	9	12	92	89	17	7			3	50.00
Montrose	G. W. Kennedy	708	600.00	8	12	227	194	37	5			4	33.75
Moorhead	Thos. Connery	366	810.00	9	11	216	185	45				4	50.00
Moorland	No report	137											
Moravia	Chas. H. Tye	682	765.00	9	12	197	222	49	4	1	40.00	4	42.50
Morning Sun	Lena B. Wilson	897	900.00	9	14	295	310	85	17	1	65.00	2	65.00
Morrison	Elizabeth McAvoy	173	585.00	9	11	65	55	9	1			1	50.00
Moulton	J. W. Miller	1,233	1,200.00	9	12	457	376	104	18			11	49.00
Mt. Auburn	Howard Lutes	228	630.00	9	10	93	90	29	5			3	36.67
Mt. Pleasant	R. R. Seibert		675.00	9	10	54	71	9				1	45.00
Mt. Stirling	No report	232											
Mt. Union	Wm. J. Brown	195	563.00	9	9	72	84	8				2	47.50
Moville	C. F. Clark	552	900.00	9	12	190	166	53	15			2	55.00
Murray	W. W. Ballard	796	1,000.00	9	12	236	206	56	6	1	60.00	5	51.50
Nashua	D. Patten	1,102	1,125.00	9	12	308	287	69	10			9	48.89
Neola	C. A. Smith	926	1,100.00	9	12	334	166	52	10			6	56.66
New Albin	A. L. Mintz	588	720.00	9	11	221	160	16	3			4	41.25
New Hall	Oscar Johnson		630.00	9	9	79	50	6	2			1	50.00
New Hartford	J. G. McDonald	482	832.50	9	11	138	126	35	7	1	80.00	4	55.00
New Liberty	No report	93											
New London	Ira L. Gurnsey	1,144	900.00	9	12	301	286	47	2			9	51.94
New Market	Allie Nelson	673	675.00	9	10	213	217	21				4	40.00
New Providence	Walter O. Kinzer	246	675.00	9	8	118	72					2	50.00
New Sharon	E. G. Lockhart	1,122	950.00	9	12	347	312	62	6	1	60.00	9	57.00
New Vienna	No report	188											
New Virginia	J. E. Prather	396	675.00	9	11	144	137	21				5	45.00
Newell	H. C. Moeller	728	1,100.00	9	12	346	261					7	52.14
Nichols	J. H. Boatman	396	675.00	9	11	149	115	28	8			3	50.00
Nodaway	C. V. Frazier	323	1,000.00	9	12	103	118	35	6			4	50.00
Nora Springs	M. C. Morrison	985	1,200.00	9	12	301	281	102	15	3	81.00	11	60.00
North Buena Vista	No report	162											
North English	W. S. Risser	484	945.00	9	12	280	301	79				7	52.85
North McGregor	W. H. Hammond	588	712.50	9.5	9	212	139	22	6			3	45.00
North Liberty	Fred Harvey		720.00	9	10		60	25				2	40.00
North Washington	No report	132											
Northboro	No report	197											
Northwood	H. A. Dwelle	1,264	1,200.00	9	12	382	319	75	13	1	100.00	9	46.95
Norwalk	M. F. Woenstaff	315	600.00	8	11	90	108	41	12			2	45.00
Norway	J. W. Dickman	479	675.00	9	12	167	12[illegible]	34				3	50.00
Numa	Frances Fleming	659	420.00	7.5	8	160	140					1	42.66
Oakland	C. J. Schmitt	1,105	1,100.00	9	12	353	355	92	7			11	50.00
Oakville	F. B. Curran	389	585.00	9	10	158	140	27				3	50.00
Ocheyedan	H. Lillian Maiden	595	720.00	9	11	211	156	42	4			5	54.00
Odebolt	C. E. Burton	1,283	1,400.00	9	12	417	429	70	14			11	55.00
Ogden	W. H. Bowser	1,298	1,000.00	9	12	397	351	41	3			10	56.50
Olds	Frank A. McCoy	165	510.00	8.5	9	66	70	10				1	50.00
Olin	Geo. W. Fellows	659	900.00	9	12	58	58	45	10			6	49.00
Ollie	Nellie Henry	289	510.00	8.5	10	104	104	6	5			2	47.50
Onslow	B. S. Moyle	207	810.00	9	12	217	207	15	2			2	46.50
Orange City	W. J. Guthrie	1,374	1,200.00	9	12	558	288	45	7	1	30.00	11	54.52
Orchard	Harold Austin		495.00	9	8	45	49					1	42.50
Orient	M. M. McIntire	373	810.00	9	11	152	203	49	13	1	90.00	3	50.00
Orleans	No report	105											
Ossian	H. B. Lathe	749		9.5	12	287	90			1	75.00	2	50.00
Osterdock	No report	97											
Otley	Edna M. Verheul		450.00	9	8	96	57		3			1	45.00
Oto	J. M. Ralph	268	720.00	9	11	191	183	35	3			4	46.25
Ottosen	No report	147											
Oxford	J. P. Jeffrey	614	900.00	9	12	233	167	30				5	51.00
Oxford Junction	G. E. Farley	822	945.00	9	12	214	225	45	3			5	49.00
Oxford Mills	Herbert Peet		495.00	9	10	58	47					1	40.00
Oyens	No report	94											
Pacific Junction	W. M. Moore	501	855.00	9	11	220	205	22	4			4	51.25
Packwood	Florence G. Steigleder	264	585.00	9	11	100	80	13	3			3	45.00
Palmer	Mrs. Mollie Jones	177	540.00	9	9	130	80	4	2			2	45.00
Palmyra	J. G. Parisho		450.00	9	10	47	51	7				1	45.00
Palo	Della L. Woods	208	450.00	9	9	106	67					1	35.00
Panama	Ullrich Sullivan	232	675.00	9	10	101	60	11	11			2	50.00
Panora	Hugh May	1,080	900.00	9	9	386	293	6	6			6	52.50
Parkersburg	Lee L. Caldwell	938	1,100.00	9	13	282	258	75	11			8	52.81

GRADED SCHOOLS—REPORTS OF COUNTY SUPERINTENDENTS 1910-1911—CONTINUED.

CITIES, TOWNS AND VILLAGES HAVING A POPULATION OF LESS THAN 1,500.

Name of Town	Superintendent or Principal 1910-1911	Population 1910	Salary per annum	No. months school	No. years in course	Enumeration June 30, 1911	Enrollment year ending June 30, 1911		No. graduates year ending June 30, 1911	Number teachers employed and average salary, not including superintendent or principal			
							Total	High school		Males	Salary per month	Females	Salary per month
Parnell	Mark Mullin	369	900.00	9	11	176	182	35				4	45.00
Paton	H. C. Roelofsz	358	810.00	9	12	105	109	38	3			4	49.38
Patterson	Guy Fogler	147	480.00	8	8	121	96					2	45.00
Paullina	C. W. Bangs	796	1,080.00	9	12	333	251	84	18	1	35.00	7	49.50
Persia	Thos. L. Cook	358	675.00	9	11	112	93	18	1			3	46.66
Peterson	Harold L. Youde	480	680.00	8.5	10	120	135	22				4	46.25
Pierson	C. W. Manning	416	810.00	9	12	143	160	38	16			3	47.00
Pilot Mound	E. E. Bentley	347	600.00	9	12	111	120	28	7			3	40.00
Pioneer	No report	92											
Pisgah	Fred S. Paine	212	540.00	9	10	116	147	7					
Plainfield	W. D. Miller	288	505.00	9	11	139	134	23	5			3	50.00
Pleasant Plain	No report	174										3	30.83
Pleasanton	Erven Spencer	200	600.00	8	11	84	85	28	3	1	50.00	1	40.00
Pleasantville	P. B. Woods	691	1,000.00	9	12	205	231	56	9			5	48.00
Pleasant Valley	Mary J. Toher		540.00	9	8		88					1	45.00
Plover	Harrison Roberts		675.00	9	12		77	11	4			3	48.33
Plymouth	D. H. Rummell	358	720.00	9	11	139	142	47	11			3	46.67
Pocahontas	M. R. Hassel	987	1,080.00	9	12	352	250	41	4			7	47.85
Polk City	R. W. Castor	310	560.00	8	9	125	130	9				2	50.00
Pomeroy	James Seymour	815	1,000.00	9	12	268	242	64	8			8	53.75
Popejoy	No report	200											
Portsmouth	R. A. Kirkpatrick	347	720.00	9	10	208	45	2	2			1	50.00
Postville	F. M. Phillips	952	1,000.00	9	12	358	281	92	17			8	51.25
Prairie City	E. C. Wessler	764	1,050.00	9	13	300	230	52	7			6	53.33
Prairiesburg	C. C. Bristor	187	540.00	9	10	84	65	15	4			2	40.00
Prescott	A. E. Tipple	426	675.00	9	11	120	93	12	3	1	50.00	2	40.00
Preston	B. H. Culver	642	900.00	9	11	174	158	40	9			5	48.60
Primghar	W. T. DeMar	733	1,200.00	9	12	355	279	88	18			10	51.22

Princeton	Frank Boeker	379	585.00	9	10	100	99	16	2			2	42.50
Promise City	James Bedwell	274	680.00	9	10	112	105	44	5			2	50.00
Protovin	No report	163											
Prouty	Agnes Wolfe		450.00	9	8		57					1	50.00
Pulaski	D. J. Perdue	382	585.00	9	11	153	142	29	5			4	40.00
Quasqueton	A. E. Jewett	394	720.00	9	11	136	82	43	15			3	46.66
Quimby	Siphfoeus Gates	268	765.00	9	11	120	103	20	3			3	48.33
Quincy	No report	70											
Radcliffe	O. A. Ferner	660	855.00	9	12	202	193	29	2	1	60.00	4	49.38
Rake	R. J. Sivenson	163	400.00	8	9	104	70	25				1	45.00
Ralston	Gertrude Barnard	175	675.00	9	10	49	42	14				1	50.00
Randalia	Beulah Odekirk	123	450.00	9	10	68	69	10				1	45.00
Randolph	J. N. Cunningham	304	900.00	9	12	123	129	48	4			6	51.67
Rathburn	Emma Tilmont	383	360.00	8	8	201	137					2	35.00
Readlyn	No report	227											
Redding	Mrs. O. L. Whitlach	269	520.00	8	9	92	120	7	5			2	42.50
Redfield	O. W. Hunt	659	950.00	9	12	207	212	37				6	50.00
Reinbeck	Thos. E. Johnson	1,205	1,300.00	9	13	440	322	94	12	1	85.00	9	47.63
Rembrandt	No report	128											
Remsen	J. H. Westcoat	1,076	900.00	9	11	435	151	24		1	100.00	4	53.75
Renwick	M. M. Miller	372	675.00	9	12	154	163	47	9	1	55.00	3	51.09
Rhodes	H. A. Walcott		900.00	9	11	189	147	30	9			4	51.25
Riceville	Roy D. McCarthy	844	900.00	9	12	173	263					7	
Richland	W. M. Snyder	613	855.00	9	12	172	190	54	12			5	49.00
Richmond	Elma Vacha		425.00	9	8	114	48	24	5			1	40.00
Ricketts	No report	102											
Ridgeway	Geo. Kline	354	630.00	9	10	122	116	30	2			2	40.00
Ringsted	Celia Johnson	313	520.00	8	10		110	17	7			4	42.50
Rippey	H. C. Lake	407	720.00	9	12	152	145	21	7			3	49.16
Riverside	Gertrude Dautremont	652	675.00	9	11	206	87	33	5			3	48.33
Riverton	E. S. Smith	583	900.00	9	12	174	174	35	3			5	47.00
Robertson	No report												
Rock Falls	No report	87											
Rock Valley	B. T. Youel	1,198	1,200.00	9	12	556	335	54	9			11	51.42
Rockford	Lewis Currell	916	1,000.00	9.4	12	286	238	53	8			8	52.50
Rockingham	Agnus Tumpane		450.00	9	8		91					1	45.00
Rockwell	D. B. Grawe	700	720.00	9	12	194	132	26	6			5	48.00
Rodman	Charlotte Salvin	131	405.00	9	8	79	72					1	40.00
Rodney	Ida A. Reimer	163	585.00	9	10	68	51	13	4			2	40.00
Roland	C. F. Stutzman	641	900.00	9	12	237	175	37	9			7	52.00
Rolfe	Byron J. Still	954	1,000.00	9	12	386	327	95	7			11	50.45
Rome	Lillian Harlan	155	360.00	8	8	55	70					1	45.00
Rose Hill	Deward Hawley	269	600.00	8	9	111	110	23				2	40.00
Rowley	C. Ella Close		405.00	9	8	66	54					1	45.00
Rowan	P. A. Long	256	810.00	9	10	132	149	23	13			4	45.00

GRADED SCHOOLS—REPORTS OF COUNTY SUPERINTENDENTS 1910-1911—CONTINUED.

CITIES, TOWNS AND VILLAGES HAVING A POPULATION OF LESS THAN 1,500.

Name of Town	Superintendent or Principal 1910-1911	Population 1910	Salary per annum	No. months school	No. years in course	Enumeration June 30, 1911	Enrollment year ending June 30, 1911		No. graduates year ending June 30, 1911	Number teachers employed and average salary, not including superintendent or principal			
							Total	High school		Males	Salary per month	Females	Salary per month
Royal	Margaret Smith		405.00	9	8	46	45					1	45.00
Rudd	Anna Tesch	296	585.00	9	10	118	80	17	7			3	45.00
Runnells	R. N. Hilker	428	569.00	8	9	129	123					2	45.00
Russell	W. H. Kalkofen	612	900.00	9	12	160	163	35	4			5	45.00
Ruthven	W. E. Rorabaugh	655	1,000.00	9	12	241	212	51	20			7	52.87
Rutland	Della Gregg	212	585.00	9	10	95	84	14	3			2	45.00
Ryan	Nellie S. Nelson	511	540.00	9	10	168	137	15	5			3	41.00
Sabula	L. T. Weeks, W. H. Fasold	918	900.00	9	12	290	208	47	10	1	75.00	5	47.00
St. Ansgar	Walter Sheldon	747	720.00	9	12	223	176						
St. Anthony	Rose Peshel	199	470.00	9	9	65	53	23					
St. Charles	Frank E. Moore	399	720.00	9	12	155	138	34	7	1	60.00	3	43.33
St. Lucas	No report	138											
St. Olaf	J. G. Schmidt	170	415.00	8	8	51	51					1	35.00
St. Paul	No report	62											
Salem	M. M. Jones	501	720.00	9	12	128	113	26	3			4	40.00
Salix	L. P. Manning	390	720.00	9	12	188	107	26				5	48.00
Sanborn	F. A. Poots	1,174	1,400.00	9	12	887	807	62	8			11	54.48
Sandyville	D. G. Kennedy	120	510.00	8.5	8	28	32					1	45.00
Sergeants Bluff	T. P. Beall	525	855.00	9	12	181	172	38	3			5	48.00
Searville	Nellie R. Powers	129	300.00	6	9	99	53	5				1	45.00
Schaller	J. O. Ralph	646	1,000.00	9	12	193	193	55	11			6	55.00
Schleswig	Earl F. Kramer, F. N. Obey	455	720.00	9	11	134	108	14	2			3	51.67
Scranton	Louis F. Hillman	845	1,000.00	9	12	133	245	63	5			2	62.50
Searsboro	Fred E. Callahan	226	520.00	9	8	71	69					1	47.77
Shambaugh	No report	245											
Shannon City	E. G. Scott	297	630.00	9	11	89	89	12				3	46.66
Sharpsburg	Anna Deremer	181	540.00	9	10	63	63	15				1	55.00

Sheffield	B. B. Bassett	824	810.00	9	12	250	190	40	4			5	49.77
Shelby	Silas Johnson	586	1,050.00	9	12	169	169	6	6			6	55.00
Sheldahl	A. C. Evans	202	450.00	9	8	36	43	4				1	40.00
Shell Rock	Arthur R. McCook	741	1,000.00	9	12	163	198	63	7			6	50.83
Shellsburg	F. W. Cover	527	765.00	9	11	132	117	35	10			3	50.00
Shilo (Everest)	A. C. Brennan		810.00	9	11	217	230	11				4	47.50
Shueyville	Gladys Marshall		488.50	7.5	12		47	23	5			1	38.00
Sibley	J. H. McAnelly	1,330	1,100.00	9	13	398	347	77	11	1	80.00	12	56.25
Sidney	T. H. Stone	1,019	1,500.00	9	12	402	402	114	21			13	54.25
Silver City	W. C. Porter	416	720.00	9	12	163	139	35	3			4	56.25
Sioux Center	Jacob Heemstra	1,064	710.00	9.5	13	426	241	34	8			7	53.21
Sioux Rapids	W. J. Hunt	868	1,100.00	9	12	309	267	67	10			9	55.00
Slater	Marie Reinerston	473	675.00	9	11	155	147	45	11			5	50.00
Sloan	E. T. Walker	547	1,000.00	9	12	245	219	48	10			7	54.28
Smithland	J. N. Potter	334	960.00	9	11	194	158	25	6			5	48.50
Snow Hill	J. W. Tavenner		1,100.00	9	12	196	211	54	8			5	52.00
Soldier	C. B. Whitehead	167	585.00	9	10	89	95	5	5			2	43.75
Solon	H. M. Thompson	450	810.00	9	10	130	130	23	15			3	46.66
Somers	D. C. Baker	169	630.00	9	10	78	100	32	2			2	45.00
South English	W. W. Falkner	338	855.00	9	12	133	111	32	6			3	48.33
South Liberty	M. F. Henderson		630.00	9	12	92	121	31	7			3	45.00
Spillville	Stephen Kruchek	320	567.00	9.5	8	169	61		2			1	41.00
Spirit Lake	Angus Macdonald	1,162	1,400.00	9	12	377	329	75	15			11	56.82
Springdale	A. J. Peterson		765.00	9	11	103	80	22	5	1	40.00	2	47.50
Spring Hill	Elsie Van Patten	94	440.00	8	8	67	63	4	2			1	45.00
Springbrook	No report	217											
Springville	O. M. Carson	588	950.00	9	12	175	210	128	14			6	53.33
Stacyville	Leroy A. Dunham	407	612.50	9	11	271	56	10	2			2	43.75
Stanhope	Estella Foster	281	675.00	9	10	111	87	15	3			2	45.00
Stanton	F. S. Kirkpatrick	653	765.00	9	11	217	123	18	8			4	50.00
Stanwood	E. M. Carson	511	765.00	9	12	143	140	35	3			5	47.50
State Center	C. E. Shutt	898	1,125.00	9	12	281	220	81	11			8	55.68
Steamboat Rock	Delia McSwiggin	378	585.00	9	11	133	134	16	2			3	51.25
Stockport	Chas Bingaman	265	800.00	8	11	129	164	35				3	40.00
Stockton	No report	138											
Story City	T. P. Street	1,387	1,000.00	9	12	496	341	78	15			9	48.61
Stratford	G. W. Remsburg	554	765.00	9	12	227	167	45	4			4	50.00
Strawberry Point	A. A. Belknap	1,052	1,125.00	9	12	298	252	63	10			6	50.00
Struble	Julia Connolly	327	495.00	9	8	78	66					2	50.00
Sully	No report	282											
Summerset	Verna Shupe		425.00	9	8	52	47						
Sumner	Thos. J. Durant	1,404	1,170.00	9	12	447	346	73	17			9	50.83
Superior	Chas. Harris	154	630.00	9	8	73	73					1	55.00
Sutherland	Victor Hanson	664	900.00	9	12	263	220	80	12	3	42.50	5	51.93
Swaledale	C. T. Benson	235	750.00	9	11	129	119	24	4			2	47.50
Swan	No report	292											
Swea City	Wm. Shirley	402	675.00	9	11	134	120	22	4	1	50.00	4	34.66

GRADED SCHOOLS—REPORTS OF COUNTY SUPERINTENDENTS 1910-1911—CONTINUED.

CITIES, TOWNS AND VILLAGES HAVING A POPULATION OF LESS THAN 1,500.

Name of Town	Superintendent or Principal 1910-1911	Population 1910	Salary per annum	No. months school	No. years in course	Enumeration June 30, 1911	Enrollment year ending June 30, 1911		No. graduates year ending June 30, 1911	Number teachers employed and average salary, not including superintendent or principal			
							Total	High school		Males	Salary per month	Females	Salary per month
Tabor	Owen Hamersley	909	1,000.00	9	12	292	293	67	9			9	53.33
Templeton	Mabel Valmer	278	500.00	10	9	156	16						
Terril	Jas. M. Downey	253	640.00	8	11		154					3	46.66
Thayer	No report	198											
Thompson	Fred F. Hansen	500	765.00	9	11	176	163	40	15			4	46.80
Thor	Adeline Merris	271	400.00	8	8	66	48					1	40.00
Thornburg	Dwight L. Johnson	233	720.00	9	11	75	121	34	16			2	45.00
Thornton	R. H. Griffith	271	810.00	9	11	126	97	27	4			3	48.50
Thurman	Claud Kerney	336	855.00	9	12	162	172	51	12			6	52.50
Tiffin	No report	176											
Tingley	E. J. Engle	380	900.00	9	12	156	141	37	3			5	45.00
Titonka	No report	278											
Toronto	No report	106											
Tracy	No report												
Traer	M. R. Fayram	1,283	1,300.00	9	12	351	327	105	18	1	75.00	10	55.00
Trenton	Guy Jeffrey		495.00	9	8	71	60					1	45.00
Treynor	A. C. Sperry	122	585.00	9	8	65	17						
Tripoli	Margaret M. Stimson	755	855.00	9	11	226	147	21	4			4	50.00
Troy Mills	Lee F. Dix		387.50	8½	9	65	53					1	45.00
Truro	J. H. Denius	310	630.00	9	10	120	144	28	13	1	50.00	2	50.00
Turin	F. L. Clark	154	720.00	9	8	87	57					1	50.00
Udell	A. A. Thatcher	186	525.00	7	9	75	91					1	40.00
Underwood	Guy C. Wilson	271	765.00	9	10	132	44	20	2			4	50.00
Union	L. B. Carlisle	540	1,147.50	9	12	160	225	57	11			6	59.26
Unionville	A. L. Lyon		680.00	8	10	135	118	54	9			2	37.50
University Park	W. E. Buell		675.00	9	8	130	106					2	50.00
Urbana	N. W. Sawyer	306	630.00	9	10	128	114			1	45.00	1	45.00
Ute	S. L. Miller	490	810.00	9	11	157	138	13	10			2	50.00

Vail	J. W. Fouts	631	900.00	9	11	275	143	34				6	50.00
Van Meter	O. M. Given	386	900.00	9	12	156	125	23				5	53.00
Van Wert	J. M. Davis	461	680.00	8	12	149	158	42	6			4	40.30
Vanhorn	J. B. Graham	444	720.00	9	11	123	119	21	5			3	50.00
Varina	Viola Henrick	183	405.00	9	10	105	56	15				2	45.00
Victor	Geo. Wadsworth	640	945.00	9	12	204	220	60	10			6	52.50
Vincent	Kate Keegan	215	386.00	8	8		55					1	42.00
Viola	Nan M. Walsh		337.50	9	8	131	84	60	2			3	37.50
Volga City	A. H. Adam	416	765.00	9	12	129	131	33	12			3	45.00
Wadena	Alice Deluhery	253	360.00	8	10	124	85	5	3			2	40.00
Walcott	Mary E. Henihan	416	700.00	10	10	146	100	6	8			2	55.00
Walker	E. S. Handley	517	855.00	9	11	147	163	48	6			3	46.60
Wall Lake	W. H. Russell	561	900.00	9	12	183	183	42	12			6	48.33
Walnut	R. M. Lampman	950	1,200.00	9	13	304	232	45	6			8	57.20
Wapello	J. L. Packer	1,326	1,500.00	9	13	406	362	66	9	1	$ 90.00	11	54.23
Washta	J. T. Garnes	410	855.00	9	11	156	158	28	6			4	50.00
Waucoma	M. J. Minkler	433	720.00	9	11	119	105	24	3			3	46.33
Waubeek	P. R. Owens		382.50	9	9	77	61	6	4			1	38.75
Waukee	S. S. Boylan	340	810.00	9	11	114	122	35	4			4	49.00
Wayland	U. G. Brown	560	950.00	9	12	194	189	51	12			5	57.00
Webb	H. S. Crowder	150	750.00	9	10	160	128					3	51.66
Webster	Ethel E. Rhodes	127	456.00	8	11	35	42	22	5			1	40.00
Weldon	J. M. Howell	308	810.00	9	11	130	121	43				4	45.00
Wellman	Wm. P. Knowlton	724	1,000.00	9	12	180	239	64	6			4	56.25
Wellsburg	No report	288											
Welton	No report	69										4	55.00
Wesley	H. McSweeney	457	720.00	9	12	212	115	33				7	51.43
West Bend	F. S. Wright	679	900.00	9	12	249	217	56	7			6	55.00
West Branch	F. B. Tyler	643	900.00	9	12	225	229	70	11			5	46.00
West Burlington	W. E. Carr	1,206	720.00	9	8	490	259		22				
West Mitchell	No report	126											
West Point	No report	570										1	45.00
Westchester	Hattie Green	222	540.00	9	8	76	68		4			3	50.00
Westfield	Nina McFarlan	143	540.00	9	11	100	100	3				1	47.50
Westgate	Erich C. R. Jordon	232	585.00	9	10	67	54	10	4			6	51.67
Westside	O. O. Vogenitz	367	1,000.00	9	12	147	132	25	2			1	40.00
Weston	Lillian Jorgenson		320.00	8	8	57	05					3	46.66
Wheatland	J. M. TeWinkel	539	810.00	9	11	180	149	37	8			6	55.00
Whiting	E. S. Smith	576	1,000.00	9	12	260	280	41	7			3	47.50
Whittemore	Alice J. White	518	675.00	9	11	200	74	18	2				
Whitten	No report	219										5	55.00
Williams	F. H. Phillips	457	900.00	9	11	195	145	30	10			10	55.50
Williamsburg	Agnes E. Moravec	1,060	1,100.00	9	12	360	321	76	15			2	50.00
Willow Glen	M. L. Merrit and H. J. Shutts		675.00	9	10	72	82	23	5			9	52.00
Wilton	E. D. Bradley	1,157	1,000.00	9	12	284	259	70	8			8	51.25
Winfield	L. H. Van Houton	934	900.00	9	12	275	264	81	7			4	48.33
Winthrop	Herman Kunz	529	765.00	9	11	156	147	41					

GRADED SCHOOLS—REPORTS OF COUNTY SUPERINTENDENTS 1910-1911—CONTINUED.

CITIES, TOWNS AND VILLAGES HAVING A POPULATION OF LESS THAN 1,500.

Name of Town	Superintendent or Principal 1910-1911	Population 1910	Salary per annum	No. months school	No. years in course	Enumeration June 30, 1911	Enrollment year ending June 30, 1911		No. graduates year ending June 30, 1911	Number teachers employed and average salary, not including superintendent or principal			
							Total	High school		Males	Salary per month	Females	alary per month
Wiota	R. J. Cornell	239	810.00	9	10	75	93	19	4			2	40.00
Woden	A. C. Lillie	162	585.00	9	8	81	67	9	3	1	45.00	1	45.00
Woodburn	E. L. Dickinson	420	585.00	9	11	117	114	14	6			3	36.66
Woodward	E. A. Woodrow	712	810.00	9	12	200	198	32	6			5	46.00
Woolstock	B. O. Spillman	264	675.00	9	10	57	40	2				2	47.50
Worthington	No report	314											
Wyoming	F. R. Ketchum	733	900.00	9	12	235	126	52	9			6	52.50
Yale	L. R. Newby	273	630.00	9	10	105	105	12				3	45.00
Yarmouth	C. E. Jayne		595.00	8.5	9							1	45.00
Yetter	Mamie Cunningham	107	450.00	9	9	67	45	4				1	48.00
Yorktown	No report	228											
Zearing	F. H. Figert	461	950.00	9	12	128	13	43	4			4	52.50
Zwingle	No report	69											

CONSOLIDATED SCHOOLS

School Location	Name of Superintendent Principal	Months in year	Grades in course	Number schools discontinued before June 30, 1910	Number schools discontinued after June 30, 1910	Total number pupils received from closed schools	Number transported by district	Number hacks employed	Total paid for transportation for the year	Total enrollment	Total average attendance	Average cost of tuition per month per pupil
BUENA VISTA												
Marathon	J. E. Cundy	9	12			108	108	6	$ 2,101.50	257	215	1.88
Newell	H. C. Moeller	9	12	1	5	98	98	4	2,350.00	261	209	2.34
CEDAR												
Clarence	J. R. Neveln	9	12	1		3				196	175	2.51
Massillon	Mattie Barnes	8	8	2		5				38	20	1.84
Mechanicsville	E. L. McConkie	9	12	2	1	12				266	253	2.84
Tipton	A. W. Graham	9	13		1	7				494	412	2.80
CLAY												
Lake Center (Lake Twp.)	J. J. Ranc	7	10				120	8	2,154.30	120	85	2.41
Webb	H. S. Crowder	9	10				76	4	1,481.25	128	89	2.68
CRAWFORD												
No. 1—Morgan	Arbor Reed	8	8		1					11	6	8.10
No. 6—Morgan	Mrs. Helen Johnston	8	8		1	3				14	8	6.70
No. 5—Jackson	Alicia Lawler	9	8	1		6				17	10	4.53
No. 3—Union	Jennie Hollewell	9	8	1	1	11				20	11	4.53
No. 9—Paradise	Edna Fritz	9	8	2		4				25	14	3.00
No. 8—West Side	Mary O'Shea	9	8	1		1				12	7	5.25
No. 1—Boyer	Hilda Rolle	5.5	8	1		1				18	13	3.08
DICKINSON												
Terril	Jas. M. Downey	8	11	8		150	94	8	2,468.00	154	122	1.80
Milford	Chas. E. Denny	9	11		4	*						
Lake Park (Silver Lake)	W. E. Collins	9	12				12	1	†160.00	220	165	2.94
EMMET												
Armstrong	W. R. Merriss	9	12	2		44	44	4	1,176.19	288	214	2.72
Lincoln Twp. (Dolliver)	Adam Miller	9	10	4		37	37	3	210.00	114	80	3.68
Estherville	V. L. Rehn	9	12	4		21	21	2	1,335.00	874	826	2.25

CONSOLIDATED SCHOOLS—CONTINUED.

School Location	Name of Superintendent or Principal	Months in year	Grades in course	Number schools discontinued before June 30, 1910	Number schools discontinued after June 30, 1910	Total number pupils received from schools closed	Number transported by district	Number hacks employed	Total paid for transportation for the year	Total enrollment	Total average attendance	Average cost of tuition per month per pupil
HANCOCK												
Britt	Harry D. Kies	9	12				13		165.00	306	283	2.53
Corwith	J. L. Loyd	9	12				19		315.00	164	136	2.93
HARDIN												
New Providence	Walter R. Kinzer	9	8			11	12	1	337.50	69	57	3.02
HUMBOLDT												
Gilmore City	C. C. Knoll	9	12	3		33				265	203	1.95
Humboldt	F. A. Welch	9	12	1		2				444	371	2.03
Livermre	H. A. Misseldine	9	12	1		1				176	139	2.62
Rutland	Della Gregg	9	10	1		4	4	2	248.50	84	66	2.33
IDA												
Ida Grove	G. E. Schlafer	9	14	2		12	12	1	360.00	509	418	2.68
JACKSON												
Monmouth	C. O. Mitchell	9	11	1		18	15	1	315.00	112	85	2.41
Baldwin	E. W. Neveln	9	11	1		15	13	1	235.50	123	96	1.98
KOSSUTH												
Lone Rock	F. M. Sarchett	9	10	4		97				97	70	2.50
MARSHALL												
Albion	H. F. Thomas	9	12	4		62	52	4	1,335.24	185	150	2.53
Le Grand	E. C. Sturdevant	9	11	1		16	16	1	270.00	85	74	2.43
MADISON												
Truro	J. H. Denius	9	10	2		30	30	2	440.00	30	29	1.00
MITCHELL												
McIntire	H. E. Bowman	9	11	1			50	4	828.00	151	103	2.01
Mitchell	C. W. Bond											
Osage	George H. Sawyer	9	12							547	428	2.69
RINGGOLD												
Mt. Ayr	E. T. Sheppard	9	13	1		18			148.00	495	399	1.96
Ellston	E. B. Delzell	9	11	2		17				133	27	3.37

STORY												
Fernald	J. J. Feroe	8	11	4		104	78	8	1,040.00	104	85	3.30
VAN BUREN												
Cantrill	A. G. Hinshaw	8	12							134	100	2.10
Farmington	A. T. S. Owen	9	12	2		37				321	279	1.73
Keosauqua	David Williams	9	12	3		22	14	1	360.00	323	235	1.94
Stockport	Chas. Bingaman	8	11	2		32				164	121	2.08
Winchester	M. Ethel Miller	8	8	1	1	3				22	15	2.33
WASHINGTON												
Crawfordsville	John Wooley	9	12	8		92	92	5	2,115.00	193	173	1.77
WINNEBAGO												
Buffalo Center	C. R. Golly	9	12	6		101	101	6	2,430.00	419	319	3.25
Forest City	C. F. Pye	9	12	1		16	16	1	400.00	472	381	2.20
Leland	Petra Saffell	8	8	1		25	25	1	250.00	87	61	1.86
Thompson	Fred I. Hansen	9	11	1		19	19	1	405.00	163	142	1.88
Total				84	15	1,290	1,191	75	$ 25,433.98	9,904	7,969	

*Just organized.
†Pupils were transported only first four months.

Educational Board of Examiners

1. Summary of State Certificates Issued
2. List of Names of Persons Receiving Certificates

1911-1912

SUMMARY OF STATE LICENSES ISSUED

July 1, 1911, to June 30, 1912

Kind of License	Number of Applicants			Diplomas and Certificates Issued			Number of failures
	Males	Females	Total	Males	Females	Total	
State diplomas	1	------	1	------	------	------	1
State certificates validates for life	41	107	148	41	107	148	------
Primary state certificates validated for life	------	69	69	------	69	69	------
State certificates issued upon examination	66	132	198	38	111	149	49
State certificates issued upon college or normal school graduation	110	416	526	110	416	526	------
State certificates issued upon state certificates of other states	11	13	24	11	13	24	------
Special state certificates issued upon examination	5	30	35	1	12	13	22
Special state certificates issued upon graduation	6	65	71	6	65	71	------
Primary state certificates issued upon examination	------	74	74	------	56	56	18
Prmary state certificates issued upon graduation	------	97	97	------	97	97	------
Preliminary third grade state certificates issued upon college or normal school graduation	33	73	106	33	73	106	------
Preliminary third grade state certificates issued upon certificates of other states	25	58	83	25	58	83	------
Two-year state certificates issued upon examination	------	2	2	------	1	1	1
Total	298	1,136	1,434	265	1,078	1,343	91

LIST OF PERSONS RECEIVING STATE LICENSES

July 1, 1911, to June 30, 1912

Name	Date Issued	Kind	Term Yrs.	Basis of Issue
Adams, Alta Bee	Aug. 1, 1911	Third Gr.	5	Drake (N)
Adams, Imogene	Aug. 26, 1911	Third Gr.	5	Highland Park (N)
Adams, Mary Annette	Dec. 18, 1911	Second Gr.	5	Exam. (R)
Adamson, Edith	July 1, 1911	Music	5	Exam.
Aiken, Beulah Ellen	Aug. 1, 1911	First Gr.	5	S. U. I.
Ainsworth, Ada	Oct. 5, 1911	Primary	L	Exam.
Aitchison, Jessie H.	Aug. 15, 1911	Kinderg'ten	5	I. S. T. C.
Akers, Clyde E.	Aug. 15, 1911	First Gr.	L	Exam.
Akin, Floy L.	July 1, 1911	Primary	5	I. S. T. C.
Albright, Cora	July 1, 1911	First Gr.	5	Coe
Alderman, A. Bruce	Aug. 15, 1911	Second Gr.	5	Exam. (R)
Alexander, Loleta K.	Aug. 25, 1911	First Gr.	5	Grinnell
Alexander, O. Clinton	Jan. 2, 1912	Second Gr.	5	Exam. (R)
Algyer, Helen S.	Apr. 16, 1912	Primary	5	Exam.
Allen, Clara B.	Apr. 16, 1912	Primary	L	Exam.
Allen, Grace Helene	Aug. 15, 1911	First Gr.	5	Parsons
Allen, Lillie M.	July 1, 1911	First Gr.	5	Buena Vista
Allender, Ida Mae	Aug. 1, 1911	First Gr.	5	I. W. U.
Allison, Leona E.	Oct. 4, 1911	Primary	5	Drake
Allison, Nell B.	July 1, 1911	Dom. Science	5	I. S. T. C.
Alston, Margaret	Aug. 15, 1911	First Gr.	L	Exam.
Alyea, Norma J.	Dec. 1, 1911	Dom. Science	5	I. S. T. C.
Alyea, Tom E.	Aug. 15, 1911	Manual Tr.	5	I. S. T. C.
Ambuehl, Katherine	July 1, 1911	First Gr.	5	Drake
Amburn, Emma E.	Aug. 15, 1911	Second Gr.	5	I. S. T. C.
Amick, Ethel	July 1, 1911	Dom. Science	5	I. S. T. C.
Anderson, Alice L.	Aug. 1, 1911	First Gr.	5	Morningside
Anderson, Augusta	Aug. 1, 1911	Primary	5	Exam. (R)
Anderson, Augusta	Sept. 2, 1911	Primary	L	Exam.
Anderson, Benton R.	Sept. 1, 1911	First Gr.	5	Cornell
Anderson, Lottie	July 1, 1911	Music	5	I. S. T. C.
Anderson, Louise D.	Dec. 1, 1911	Kinderg'ten	5	I. S. T. C.
Anderson, Nora M.	Aug. 15, 1911	First Gr.	5	I. S. T. C.
Andrews, Charles E.	Sept. 1, 1911	Third Gr.	5	Highland Park (N)
Anthony, Charles H.	Aug. 30, 1911	Third Gr.	5	S. U. I.
Antrim, Lincoln	Aug. 15, 1911	First Gr.	L	Exam.
Appelman, Anne M.	Dec. 1, 1911	Primary	5	I. S. T. C.
Arganbright, Agnes	July 1, 1911	Primary	5	I. S. T. C.
Armstrong, Florence A.	June 1, 1912	First Gr.	5	Simpson
Arnd, Hazel G.	Sept. 7, 1911	First Gr.	5	S. U. I.
Arnold, Maude K.	Aug. 1, 1911	First Gr.	5	I. S. C.
Arrington, Olen R.	Aug. 1, 1911	First Gr.	5	Wisconsin Certif.
Aschenbrenner, Kathryn	July 1, 1911	First Gr.	5	S. U. I.
Ashley, Lily A. F.	Oct. 4, 1911	Second Gr.	5	Exam. (R)
Ashmore, Ruba M.	Sept. 1, 1911	Third Gr.	5	Wisconsin Certif.
Ashton, Minnie B.	Aug. 15, 1911	First Gr.	L	Exam.
Asquith, Alma Dorthea	July 1, 1911	Primary	5	I. S. T. C.
Atchison, Alice O.	July 1, 1911	First Gr.	5	Parsons
Attwood, Robert Merle	July 1, 1911	Manual Tr.	5	I. S. T. C.
Ayers, Blanche	May 3, 1912	Second Gr.	L	Exam.
Bach, Mattie May	Aug. 1, 1911	Second Gr.	5	Exam. (R)
Bagby, Richard O.	July 1, 1911	First Gr.	5	I. S. T. C.
Bahl, Julia	Aug. 15, 1911	First Gr.	5	I. S. T. C.
Bailey, Josephine	Aug. 1, 1911	First Gr.	5	Drake
Bailey, Pearl Ica	Oct. 7, 1911	First Gr.	5	Coe
Bair, Carl Morris	Sept. 11, 1911	Third Gr.	5	Grinnell
Baird, Ethel	July 1, 1911	First Gr.	5	I. S. T. C.
Baker, Grace Irene	July 1, 1911	Kinderg'ten	5	I. S. T. C.
Baker, Hazel Amanda	July 1, 1911	Second Gr.	5	I. S. T. C.
Bakewell, Helena T.	July 1, 1911	First Gr.	5	I. S. T. C.
Baldwin, Dora E.	July 1, 1911	First Gr.	5	S. U. I.
Baldwin, Norah	Aug. 25, 1911	First Gr.	5	Exam. (R)
Baldwin, Stephen J.	July 1, 1911	Second Gr.	5	Parsons
Ball, Hester Elsie	Aug. 1, 1911	First Gr.	5	S. U. I.
Ballantyne, Bess P.	Aug. 1, 1911	First Gr.	5	I. S. T. C.
Ballard, George H.	Aug. 15, 1911	First Gr.	5	Exam. (R)
Ballou, Edith S.	Aug. 25, 1911	Second Gr.	5	Exam. (R)
Balmat Clara Emma	Aug. 25, 1911	Second Gr.	5	Michigan Certif.
Banghart, Carroll F.	Sept. 30, 1911	Third Gr.	5	Nebraska Certif.
Bankson, Henrietta	Aug. 1, 1911	Third Gr.	5	St. Joseph's
Barbel, Ulrich John	Nov. 20, 1911	Third Gr.	5	I. S. T. C.
Bardwell, Laura M.	July 1, 1911	First Gr.	5	

LIST OF PERSONS RECEIVING STATE LICENSES—CONTINUED.

Name	Date Issued	Kind	Term Yrs.	Basis of Issue
Barker, Ada McLean	Aug. 19, 1911	First Gr.	5	Cornell
Barnard, Ben H.	Sept. 1, 1911	Third Gr.	5	Highland Park (N)
Barnard, Gertrude	Aug. 15, 1911	First Gr.	L	Exam.
Barnard, Harmie	July 1, 1911	Second Gr.	5	I. S. T. C.
Barnett, LaRue S.	Aug. 1, 1911	First Gr.	5	Parsons
Barr, Robert D.	June 1, 1912	First Gr.	L	I. S. T. C.
Barr, Vae	Aug. 1, 1911	Primary	5	Exam. (R)
Barry, Katherine R.	Sept. 8, 1911	First Gr.	5	S. U. I.
Barstow, Myrtle L.	Aug. 15, 1911	Primary	L	Exam.
Barton, Mrs. Louise F.	Aug. 25, 1911	First Gr.	5	Wisconsin Certif.
Barton, George L.	Aug. 26, 1911	First Gr.	5	Highland Park (N)
Bass, Harriett Alice	Aug. 25, 1911	First Gr.	5	Morningside
Bassett, Lou Lorraine	Aug. 1, 1911	First Gr.	5	Grinnell
Bates, Berniece	July 1, 1911	First Gr.	5	S. U. I.
Bate, Clara Morse	June 1, 1912	First Gr.	L	Cornell
Bates, Elsie S.	Aug. 26, 1911	Third Gr.	5	Highland Park
Baudler, Anna J.	July 1, 1911	Primary	5	I. S. T. C.
Baxter, Carrie E.	Aug. 1, 1911	Second Gr.	5	Exam. (R)
Bean, Grace E.	Sept. 5, 1911	First Gr.	5	Simpson
Beardsley, Mrs. Minnie H.	Mar. 22, 1912	First Gr.	L	Exam.
Beck, Esther Agnes	Mar. 18, 1912	Primary	5	I. S. T. C.
Becker, Sadie Marion	Aug. 15, 1911	First Gr.	L	I. S. T. C.
Belcher, Cora M.	Sept. 21, 1911	Primary	5	Exam. (R)
Bell, Celia M.	May 3, 1912	Second Gr.	L	I. S. T. C.
Bemis, Frances Perl	Mar. 1, 1912	First Gr.	L	S. U. I.
Benjamin, Daisy M.	Feb. 20, 1912	Primary	L	Exam.
Bennett, Lillian E.	Aug. 26, 1911	Third Gr.	5	Highland Park (N)
Bennett, Pearl H.	Aug. 20, 1911	First Gr.	5	S. U. I.
Bent, Eunice Maude	Nov. 1, 1911	Second Gr.	5	Missouri Certif.
Berger, Ruth E.	Aug. 15, 1911	Music	5	I. S. T. C.
Bernhardt, Albert W.	Dec. 6, 1911	First Gr.	5	Cornell
Berry, Nina L.	Feb. 13, 1912	Third Gr.	5	Minnesota Certif.
Bershee, Sadie E.	Aug. 15, 1911	First Gr.	L	Exam.
Bezoier, Nellie E.	Feb. 20, 1912	Second Gr.	5	Exam. (R)
Bickel, Carrie B.	Sept. 2, 1911	Third Gr.	5	Missouri Certif.
Bieghler, Harriet K.	Aug. 1, 1911	Second Gr.	5	Exam. (R)
Bingham, Beulah B.	July 1, 1911	Kinderg'ten	5	I. S. T. C.
Bird, Edith Ellen	June 1, 1912	Second Gr.	L	I. S. T. C.
Bishop, Margaret A.	July 1, 1911	Primary	5	I. S. T. C.
Bishop, Vena May	Aug. 1, 1911	Second Gr.	5	Exam. (R)
Black, Adelaide	Aug. 12, 1911	First Gr.	5	S. U. I.
Blackburn, Georgia	Sept. 2, 1911	First Gr.	5	Penn
Blair, Coy S.	Aug. 12, 1911	First Gr.	5	Ellsworth
Blair, Fannie E.	Aug. 1, 1911	First Gr.	5	Drake
Blake, Alice E.	Aug. 15, 1911	First Gr.	L	Exam.
Blossom, Nina Mae	Oct. 12, 1911	Third Gr.	5	Minnesota Certif.
Bolsinger, Mrs. L. M.	Aug. 1, 1911	Second Gr.	5	Exam. (R)
Bolte, Bertha H.	Aug. 25, 1911	First Gr.	5	S. U. I.
Boman, Joseph	Sept. 1, 1911	Second Gr.	L	Exam.
Bonath, Clara	Aug. 1, 1911	Second Gr.	5	Exam. (R)
Bonnett, Birdie B.	July 1, 1911	Primary	5	I. S. T. C.
Boomgarden, Laura E.	Sept. 2, 1911	Second Gr.	5	Exam. (R)
Boothroyd, Ellen	Aug. 15, 1911	Primary	5	I. S. T. C.
Bouton, Jesse Roe	Aug. 1, 1911	Third Gr.	5	Illinois Certif.
Bovee, Earl Eugene	Aug. 1, 1911	Second Gr.	5	Michigan Certif.
Bowen, Earl T.	Nov. 1, 1911	First Gr.	5	S. U. I.
Bowen, Elizabeth	Sept. 23, 1911	First Gr.	L	I. S. T. C.
Bowen, Mary Charlotte	July 1, 1911	First Gr.	5	S. U. I.
Bowie, Anna M.	July 1, 1911	Music	5	Exam.
Bozarth, Maud	March 22, 1912	First Gr.	L	I. S. T. C.
Bradley, Mabel	Aug. 1, 1911	Primary	5	Exam.
Bradshaw, Grace D.	June 1, 1912	First Gr.	L	Cornell
Bragg, Alvin L.	Aug. 15, 1911	Second Gr.	5	I. S. T. C.
Brandvig, Anfin	Jan. 5, 1912	First Gr.	5	Exam. (R)
Brannen, Esther M.	Jan. 2, 1912	Second Gr.	5	Highland Park (N)
Brenne, Alice H.	Aug. 1, 1911	First Gr.	5	S. Dakota Certif.
Brenner, Ruth Alice	July 1, 1911	Dom Science	5	I. S. T. C.
Brink, Harry R.	Aug. 1, 1911	First Gr.	5	Coe
Brinkman, William F.	Jan. 2, 1912	First Gr.	5	S. U. I.
Brinton, Edith M.	Aug. 15, 1911	First Gr.	5	I. W. U.
Brogue, Arthur	Aug. 15, 1911	First Gr.	5	I. S. T. C.
Brooks, Laura O.	Sept. 2, 1911	First Gr.	5	Cornell
Brourink, Roy R.	Aug. 15, 1911	First Gr.	5	Simpson
Brown, Arta L.	Feb. 20, 1912	Primary	L	Exam.

LIST OF PERSONS RECEIVING STATE LICENSES—CONTINUED.

Name	Date Issued	Kind	Term Yr	Basis of Issue
Brown, Beulah A.	Aug. 1, 1911	First Gr.	5	S. U. I.
Brown, Esther M.	April 9, 1912	Second Gr.	5	Minnesota Certif.
Brown, Hollyce D.	Aug. 25, 1911	First Gr.	5	Coe
Brown, Ida Anna	Aug. 1, 1911	First Gr.	5	Morningside
Brown, Kathryn G.	July 1, 1911	First Gr.	5	Buena Vista
Brown, Margaret A.	Aug. 25, 1911	First Gr.	5	S. U. I.
Brown, Pearl E.	Aug. 12, 1911	First Gr.	5	I. W. U.
Brown, Vera	July 1, 1911	Primary	5	I. S. T. C.
Bruene, Lizzie	Sept. 19, 1911	First Gr.	5	Charles City
Brumbaugh, Florence	Mar. 18, 1912	Primary	5	I. S. T. C.
Bryant, Lucy B.	Aug. 19, 1911	First Gr.	5	Cornell
Buchanan, Margaret	Dec. 1, 1911	First Gr.	L	Exam.
Buchanan, Vida Irene	Aug. 1, 1911	Primary	5	Drake (N)
Buckley, Juliet D.	Aug. 19, 1911	First Gr.	5	Grinnell
Buell, Dorothy M.	July 1, 1911	Dom. Science	5	I. S. T. C.
Buell, Kirk White	Feb. 1, 1912	First Gr.	5	Minnesota Certif.
Buffum, Mary S.	Feb. 20, 1912	First Gr.	L	S. U. I.
Bunnell, Rachel	Feb. 1, 1912	Second Gr.	5	Exam. (R)
Burchell, Elizabeth N.	Aug. 15, 1911	Primary	L	Exam.
Burge, Edith	Aug. 15, 1911	First Gr.	L	S. U. I.
Burgess, Mamie	Aug. 1, 1911	First Gr.	5	Exam. (R)
Burgess, Pleaties M.	July 1, 1911	Drawing	5	I. S. T. C.
Burgoon, Alonzo L.	Aug. 15, 1911	Second Gr.	5	Exam. (R)
Burkhardt, Lilly E.	Jan. 26, 1912	First Gr.	5	Drake
Burling, Helen A.	Aug. 1, 1911	First Gr.	5	I. S. C.
Burns, Frances	Aug. 25, 1911	Kinderg'ten	5	I. S. T. C.
Burns, Margaret M.	Aug. 1, 1911	First Gr.	5	S. U. I.
Burt, Effie G.	Jan. 2, 1912	First Gr.	L	Exam.
Burt, Margaret	Dec. 1, 1911	Primary	L	Exam.
Burton, Clifford E.	June 1, 1912	First Gr.	L	Exam.
Burton, Effie M.	May 1, 1912	Primary	5	New York Certif.
Burton, John F.	Jan. 22, 1912	Third Gr.	5	Drake
Busby, Beulah	Aug. 15, 1911	Music	5	Exam.
Butler, Florence	July 1, 1911	First Gr.	5	I. S. T. C.
Butler, Viola E.	Aug. 1, 1911	First Gr.	5	Penn.
Byam, Clara M.	Aug. 12, 1911	First Gr.	5	Lenox
Cadwell, Bertha M.	Dec. 1, 1911	Primary	L	Exam.
Caldwell, Alberta M.	Mar. 18, 1912	Dom. Science	5	I. S. T. C.
Calhoun, Mary June	Aug. 1, 1911	First Gr.	5	Parsons
Calonkey, Josephine J.	Sept. 1, 1911	Third Gr.	5	I. S. C.
Cameron, Effie E.	Dec. 1, 1911	First Gr.	L	Drake
Camery, Hazel L.	Mar. 4, 1912	Second Gr.	L	I. S. T. C.
Campbell, Macy	Oct. 6, 1911	First Gr.	5	S. U. I.
Campbell, Mary A.	Aug. 1, 1911	First Gr.	5	Tabor
Carlson, Avery L.	Aug. 26, 1911	First Gr.	5	S. U. I.
Carlson, Helen D.	Aug. 26, 1911	Third Gr.	5	Morningside (N)
Carmen, Anna L.	Aug. 1, 1911	Third Gr.	5	Drake (N)
Carmichael, Albert	Aug. 19, 1911	First Gr.	5	S. U. I.
Carr, Inez J. O.	Aug. 1, 1911	Second Gr.	5	Exam. (R)
Carroll, Nancy G.	May 3, 1912	First Gr.	L	Exam.
Carson, Carroll G.	Sept. 4, 1911	Third Gr.	5	Grinnell
Carter, Carrie C.	July 1, 1911	Second Gr.	5	I. S. T. C.
Carter, Mildred	Sept. 1, 1911	Third Gr.	5	Grinnell
Cathcart, Donald G.	Oct. 2, 1911	Third Gr.	5	Penn. Certif.
Cathcart, Donald G.	Feb. 1, 1912	Second Gr.	5	Penn. Certif.
Cavanaugh, Clara E.	Aug. 15, 1911	Primary	5	I. S. T. C.
Cavanagh, Emmett E.	Sept. 1, 1911	Second Gr.	5	Exam. (R)
Caywood, Adelaide P.	Aug. 1, 1911	First Gr.	5	Des Moines
Chamberlain, Mable M.	Aug. 12, 1911	First Gr.	5	Morningside
Chamberlin, Ethel	Aug. 1, 1911	First Gr.	5	S. U. I.
Chambers, Ada B.	Aug. 15, 1911	Second Gr.	5	I. S. T. C.
Chambers, Mildred	Aug. 25, 1911	First Gr.	5	Grinnell
Champlin, Howard W.	Sept. 1, 1911	Third Gr.	5	Simpson
Chandler, Francis W.	Aug. 15, 1911	First Gr.	5	Morningside
Chapman, Inez	Sept. 2, 1911	First Gr.	5	U. I. U.
Chase, Alida	Aug. 16, 1911	Drawing	5	I. S. T. C.
Chase, Dorothy K.	Dec. 1, 1911	Second Gr.	5	I. S. T. C.
Chase, June	Feb. 20, 1912	First Gr.	L	I. S. T. C.
Chehock, Henry W.	Aug. 15, 1911	Second Gr.	L	Exam.
Chenhall, Edith L.	July 1, 1911	Second Gr.	5	I. S. T. C.
Cherny, John Lewis	Aug. 15, 1911	First Gr.	5	I. S. T. C.
Childs, Grace E.	Aug. 15, 1911	First Gr.	L	Exam.
Chittenden, Mrs. Lou	Aug. 1, 1911	Primary	5	Exam. (R)
Christ, Augusta M.	Sept. 29, 1911	Second Gr.	5	Exam. (R)

LIST OF PERSONS RECEIVING STATE LICENSES—CONTINUED.

Name	Date Issued	Kind	Term Yrs.	Basis of Issue
Church, Susan H.	Feb. 20, 1912	Primary	L	Exam.
Churchill, Bessie	Nov. 8, 1911	Third Gr.	5	Wisconsin Certif.
Clabaugh, Dessamond E.	Aug. 1, 1911	First Gr.	5	Simpson
Clapp, Helen S.	Aug. 1, 1911	Third Gr.	5	Des Moines
Clark, Alice	Aug. 15, 1911	First Gr.	L	Exam.
Clark, Chester F.	Aug. 1, 1911	First Gr.	5	Exam.
Clark, Florence F.	Aug. 1, 1911	First Gr.	5	Drake
Clark, Genevieve W.	Oct. 16, 1911	Third Gr.	5	Michigan Certif.
Clark, Ruth	Feb. 20, 1912	Primary	L	Exam.
Clark, William H.	Sept. 1, 1911	First Gr.	5	S. U. I.
Clarson, James W., Jr.	Aug. 1, 1911	Second Gr.	5	Exam.
Clayton, Abby Beede	Aug. 1, 1911	First Gr.	5	Penn.
Cleave, Kippie F.	Feb. 20, 1912	Primary	L	Exam.
Clyde, Joseph Brown	Aug. 1, 1911	First Gr.	5	S. U. I.
Cobb, Ruth M.	July 1, 1911	Primary	5	I. S. T. C.
Cockerham, Elizabeth	July 1, 1911	Second Gr.	5	Highland Park (N)
Cohoon, Edrie A.	July 1, 1911	Music	5	I. S. T. C.
Cohoon, D. Sudah	July 1, 1911	Primary	5	I. S. T. C.
Coie, Mae Fidelia	Aug. 1, 1911	First Gr.	5	Missouri Certif.
Colby, Howard C.	July 1, 1911	First Gr.	5	Tabor
Cole, Agnes B.	Aug. 1, 1911	Second Gr.	5	Exam. (R)
Cole, Alice Ella	July 1, 1911	Primary	5	I. S. T. C.
Cole, Alta Caroline	July 1, 1911	Primary	5	I. S. T. C.
Collins, Mina R.	Dec. 11, 1911	First Gr.	L	Grinnell
Collins, W. E.	Mar. 22, 1912	First Gr.	L	Exam.
Conn, Ruth Mae	Aug. 1, 1911	Primary	5	Drake (N)
Cook, Erma T.	Aug. 26, 1911	Third Gr.	5	Drake (N)
Cooke, Catheryne C.	Aug. 1, 1911	Second Gr.	5	Exam. (R)
Cooke, Minnie T.	Sept. 9, 1911	Third Gr.	5	Missouri Certif.
Coolidge, Florence L.	Aug. 12, 1911	First Gr.	5	I. W. U.
Coombs, Pearl W.	Dec. 1, 1911	Second Gr.	5	I. S. T. C.
Cooper, Alma Ida	July 1, 1911	Primary	5	I. S. T. C.
Cooper, Edith M.	June 1, 1912	Primary	L	Exam.
Cooper, Mary C.	July 1, 1911	Primary	5	I. S. T. C.
Coppers, Add Elmer	Sept. 6, 1911	Third Gr.	5	Missouri Certif.
Corbett, Thomas F.	Feb. 15, 1912	Third Gr.	5	S. U. I.
Coskery, Margaret L.	Aug. 1, 1911	First Gr.	5	Drake
Cotnam, Anna Louise	Oct. 14, 1911	Third Gr.	5	Minnesota Certif.
Cotter, Mary Cecelia	July 1, 1911	Second Gr.	5	I. S. T. C.
Cover, Fred W.	Jan. 2, 1912	Second Gr.	L	Exam.
Cowan, Cornie M.	Sept. 6, 1911	Primary	L	Exam.
Cox, Pearl M.	July 1, 1911	Primary	5	Exam.
Crabb, Maude	Oct. 7, 1911	Third Gr.	5	Lenox
Craft, Minnie A.	Aug. 15, 1911	Primary	L	Exam.
Craft, Myrtle B.	Aug. 1, 1911	Second Gr.	5	Exam. (R)
Craig, Harold S.	Apr. 16, 1912	First Gr.	5	U. I. U.
Craig, Jessie L.	Sept. 2, 1911	First Gr.	L	Exam.
Craig, Mildred D.	Aug. 1, 1911	First Gr.	5	Drake
Craney, Alice M.	July 1, 1911	First Gr.	5	I. S. T. C.
Crase, Ora	July 1, 1911	First Gr.	5	Des Moines
Creath, Chauncey L.	Aug. 26, 1911	Third Gr.	5	Highland Park (N)
Cresswell, Eva	Aug. 15, 1911	First Gr.	5	I. S. T. C.
Criswell, Ora	July 1, 1911	Second Gr.	5	Exam.
Criswell, Viola B.	Jan. 2, 1912	Third Gr.	5	So. Dakota Certif.
Cromer, Emory A.	Sept. 2, 1911	First Gr.	L	Exam. (R)
Crone, R. B.	Feb. 20, 1912	First Gr.	L	Exam.
Crook, Orpha E.	Jan. 2, 1912	Primary	L	Exam.
Crowley, Inazel E.	Aug. 1, 1911	Second Gr.	5	Exam. (R)
Cruickshank, Charles	Aug. 15, 1911	First Gr.	L	Exam.
Cruise, Pearl G.	Aug. 15, 1911	Second Gr.	L	Exam.
Crum, Lilah B.	Aug. 1, 1911	First Gr.	5	S. U. I.
Culver, John Ray	Aug. 1, 1911	First Gr.	5	Simpson
Cunning, Jessie L.	Aug. 15, 1911	First Gr.	5	I. S. T. C.
Cunningham, Mary E.	Aug. 1, 1911	First Gr.	5	Tabor
Curray, Mabel	Aug. 1, 1911	First Gr.	5	Parsons
Currie, Mamie E.	Mar. 18, 1912	Second Gr.	5	I. S. T. C.
Daley, Anna	Dec. 1, 1911	Primary	5	I. S. T. C.
Daniels, Bernice N.	Aug. 15, 1911	First Gr.	5	I. S. T. C.
Dann, Anna May	Aug. 15, 1911	Second Gr.	L	Exam.
Darwin, Anna R.	Feb. 20, 1912	First Gr.	L	Exam.
Daugherty, Glen	Aug. 1, 1911	Second Gr.	5	Exam. (R)
Davis, Berenice A.	Aug. 15, 1911	Music	5	I. S. T. C.
Davis, Delpha	Aug. 15, 1911	Second Gr.	5	I. S. T. C.
Davis, Naneen	July 1, 1911	Music	5	I. S. T. C.

LIST OF PERSONS RECEIVING STATE LICENSES—CONTINUED.

Name	Date Issued	Kind	Term Yrs.	Basis of Issue
Davison, Susan May	Aug. 15, 1911	Primary	5	I. S. T. C.
Day, Caroline Belle	Sept. 5, 1911	First Gr.	5	S. U. I.
Dearborn, Frances R.	Aug. 15, 1911	Primary	L	Exam.
Deck, Helen Irene	July 1, 1911	Primary	5	I. S. T. C.
Dede, Hazel Alta	Dec. 1, 1911	Second Gr.	5	I. S. T. C.
Deemer, Elizabeth	Sept. 25, 1911	First Gr.	5	I. S. C.
De Forest, Ruby L.	July 1, 1911	Second Gr.	5	I. S. T. C.
De Jong, Flossie J.	Sept. 1, 1911	Third Gr.	5	Michigan Certif.
De Jong, Nettie R.	Sept. 1, 1911	Third Gr.	5	Michigan Certif.
Delarue, Nellie I.	Aug. 1, 1911	Second Gr.	5	Exam. (R)
DeLay, Marion V.	July 1, 1911	Primary	5	Exam.
Denison, Sidney A.	Mar. 28, 1912	Third Gr.	5	Illinois Certif.
Denius, Mrs. Stella	Aug. 1, 1911	Primary	5	Exam.
Denny, Charles E.	Aug. 26, 1911	Third Gr.	5	Minnesota Certif.
Densmore, Lou S.	Aug. 25, 1911	First Gr.	5	Cornell
Depew, Della May	Sept. 2, 1911	Third Gr.	5	Penn. Certif.
DeSeelhorst, Vera	July 1, 1911	Dom. Science	5	I. S. T. C.
Deupree, Mary Ann	Aug. 1, 1911	Primary	5	Drake (N)
Dickensheets, Howard	Aug. 15, 1911	First Gr.	5	Leander Clark
Dickey, Anna D.	Sept. 7, 1911	First Gr.	L	Exam.
Diehl, Charlotte G.	Nov. 17, 1911	Second Gr.	5	Exam. (R)
Diehl, Hazel G.	Aug. 15, 1911	Second Gr.	5	I. S. T. C.
Diehl, Olive A.	July 1, 1911	Kinderg'ten	6	I. S. T. C.
Dillon, Regina M.	Aug. 1, 1911	Primary	5	Exam.
Disbrow, Ruth A.	Feb. 17, 1912	Second Gr.	5	Exam.
Dixon, Catherine A.	May 1, 1912	First Gr.	5	Wisconsin Certif.
Dobbin, Martha	July 1, 1911	First Gr.	5	Grinnell
Dobson, Norma	Aug. 25, 1911	First Gr.	5	U. I. U.
Dorr, Edna Earl	Aug. 1, 1911	Second Gr.	5	Drake (N)
Dorweiler, Margaret	Jan. 1, 1912	Second Gr.	5	Exam. (R)
Dow, Harry Ernest	July 1, 1911	First Gr.	5	S. U. I.
Dowell, Sidna J.	Aug. 15, 1911	First Gr.	L	Exam.
Drake, Ross L.	Sept. 16, 1911	First Gr.	5	S. U. I.
Drees, Blanche I.	July 1, 1911	First Gr.	5	I. S. T. C.
Duden, Lorena	Aug. 15, 1911	Primary	5	I. S. T. C.
Dudley, Daisy G.	Sept. 1, 1911	Third Gr.	5	Charles City (N)
Dudley, Ruth E.	Aug. 15, 1911	First Gr.	5	Cornell
Ducker, Otilia W.	May 8, 1912	Third Gr.	5	U. I. U.
Duffield, Anna L.	Feb. 20, 1912	First Gr.	L	Exam.
Duffy, Alice E.	Oct. 7, 1911	First Gr.	L	Exam.
Dukes, Frances C.	Aug. 12, 1911	First Gr.	5	Cornell
Dunham, Jennie M.	July 1, 1911	Kinderg'ten	5	I. S. T. C.
Dunlap, Jessie L.	Aug. 25, 1911	First Gr.	5	Lenox
Dunn, Guy H.	Nov. 6, 1911	Third Gr.	5	U. I. U. (N)
Dutton, Olive M.	May 3, 1912	Primary	L	Exam.
Easter, Lee Elton	Aug. 1, 1911	First Gr.	5	Drake
Easter, Mary	Sept. 1, 1911	Dom. Science	5	I. S. C.
Ebersole, Edith I.	Sept. 6, 1911	First Gr.	5	S. U. I.
Edmand, Alpha C.	Nov. 6, 1911	First Gr.	5	Michigan Certif.
Edwards Genevieve A.	July 1, 1911	Music	5	I. S. T. C.
Egan, Esther L.	Oct. 10, 1911	Third Gr.	5	Missouri Certif.
Eicher, Myrtle E.	Sept. 11, 1911	First Gr.	5	Morningside
Elbert, May	July 1, 1911	Primary	5	Exam.
Elliott, Ethel	July 1, 1911	First Gr.	5	Cornell
Elliott, Leroy P.	Aug. 25, 1911	First Gr.	5	S. U. I.
Ellis, Robert W.	Aug. 1, 1911	First Gr.	5	So. Dakota Certif.
Ellsworth, Madge	Aug. 15, 1911	Second Gr.	L	Exam.
Emmett Marguerite	Sept. 16, 1911	First Gr.	5	S. U. I.
Emry, Martha Elva	Dec. 1, 1911	First Gr.	L	Exam.
Engelke, Erma P.	July 1, 1911	Primary	5	I. S. T. C.
Engle, Hazel	Aug. 1, 1911	Primary	5	Exam.
Enlow, Grace L.	Aug. 15, 1911	Second Gr.	5	Exam. (R.)
Epperson, Arthur B.	Sept. 19, 1911	Third Gr.	5	Grinnell
Erickson, Nellie M.	Aug. 15, 1911	Second Gr.	5	Exam. (R)
Ernwine, Agnes C.	Aug. 12, 1911	First Gr.	5	Grinnell
Esgate, Edith M.	Aug. 12, 1911	First Gr.	5	Cornell
Etienne, Robert F.	Aug. 15, 1911	Second Gr.	5	I. S. T. C.
Evans, Gladys	Aug. 1, 1911	Third Gr.	5	Morningside (N)
Evans, Jay Harold	July 1, 1911	First Gr.	5	S. U. I.
Everall, Bess E.	May 3, 1912	Second Gr.	L	I. S. T. C.
Everett, Jennie M.	Sept. 5, 1911	Third Gr.	5	Simpson
Everett, Roy F.	Nov. 20, 1911	Third Gr.	5	Simpson
Everhart, Thomas W. B.	Aug. 26, 1911	Third Gr.	5	Oklahoma Certif.
Everhart, Thomas W. B.	Mar. 1, 1912	First Gr.	5	Oklahoma Certif.

LIST OF PERSONS RECEIVING STATE LICENSES—CONTINUED.

Name	Date Issued	Kind	Term Yrs.	Basis of Issue
Evers, Flora Anita	Aug. 1, 1911	Third Gr.	5	Ellsworth (N)
Faint, Agnes	June 1, 1912	Primary	L	Exam.
Fairbanks, Gladys M.	Aug. 19, 1911	First Gr.	5	Cornell
Fallgatter, Eva M.	July 1, 1911	Primary	5	I. S. T. C.
Farnham, Nina E.	Aug. 12, 1911	First Gr.	5	Morningside
Farnsworth, Mary E.	Jan. 6, 1912	Dom. Science	5	I. S. C.
Farr, Wendell G.	Aug. 1, 1911	First Gr.	5	Penn.
Farrell, Mary G.	Aug. 26, 1911	Third Gr.	5	U. I. U. (N)
Fehleisen, Minnie C.	Nov. 23, 1911	First Gr.	5	Coe
Feil, Mollie E.	July 1, 1911	Dom. Science	5	I. S. T. C.
Felt, Clara A.	Aug. 26, 1911	Third Gr.	6	Michigan Certif.
Ferner, Orestes A.	Aug. 1, 1911	First Gr.	5	Exam. (R)
Feyereisen, M. Magdalene	Sept. 1, 1911	Second Gr.	5	Exam. (R)
Fichter, Mabel	Sept. 19, 1911	Third Gr.	5	Nebraska Certif.
Figert, F. H.	July 1, 1911	Second Gr.	5	Exam. (R)
Filean, Judith T.	Aug. 1, 1911	Primary	5	Exam.
Filter Josephine	Aug. 25, 1911	Primary	5	Exam.
Finch, Ruby Jane	Mar. 14, 1912	Third Gr.	5	New York Certif.
Findlay, Robert B.	Aug. 1, 1911	First Gr.	5	Parsons
Firkins, Addy	Aug. 1, 1911	Second Gr.	5	Exam. (R)
Firman, Etta	Aug. 25, 1911	Second Gr.	5	Exam. (R)
Fischer, Anton	Aug. 15, 1911	Second Gr.	5	I. S. T. C.
Fischer, Anton	Mar. 18, 1912	First Gr.	6	I. S. T. C.
Fish, James W.	Nov. 4, 1911	Third Gr.	5	S. U. I.
Flaherty, Margaret	Aug. 1, 1911	Third Gr.	5	Drake (N)
Fleming, Bess E.	Aug. 12, 1911	First Gr.	5	U. I. U.
Flenniken, Fred	Aug. 25, 1911	First Gr.	5	U. I. U.
Flinspach, Cora E.	Aug. 1, 1911	First Gr.	5	Parsons
Flower, Otis P.	May 1, 1912	First Gr.	5	Wisconsin Certif.
Fluent, Edith M.	Aug. 15, 1911	Primary	5	I. S. T. C.
Fluent, Vera A.	Aug. 30, 1911	Kindergarten	5	I. S. T. C.
Flynn, Margaret B.	Sept. 1, 1911	Second Gr.	L	Exam.
Fogleman, Cora	Aug. 1, 1911	Primary	5	Exam.
Fonda, Mabel G.	July 1, 1911	Second Gr.	5	I. S. T. C.
Foote, Gladys	July 1, 1911	Phys. Tr.	5	I. S. T. C.
Forby, Ruth B.	Jan. 2, 1912	Primary	5	Exam (R)
Fordyce, Elizabeth	Feb. 20, 1912	Primary	L	Exam.
Fordyce, Emma J.	April 16, 1912	First Gr.	L	Exam.
Forsythe, Emma H.	Dec. 1, 1911	Primary	L	Exam.
Forsythe, Lavinia M.	Dec. 1, 1911	Primary	L	Exam.
Fortune, Myrtle M.	Aug. 1, 1911	Second Gr.	5	Exam (R)
Foster, Oma	July 1, 1911	First Gr.	5	Buena Vista
Foster, Rose	July 1, 1911	Second Gr.	5	I. S. T. C.
Fracker, Annie M.	July 1, 1911	First Gr.	5	Buena Vista
Fraseur, Clara L.	July 1, 1911	First Gr.	5	I. S. C.
Frasher, Clara M.	Sept. 5, 1911	First Gr.	5	Exam. (R)
Frick, Laura Drusilla	Aug. 28, 1911	Second Gr.	5	Drake (N)
Fridell, Ruby	Sept. 12, 1911	Third Gr.	5	I. S. T. C.
Friedman, Rose G.	Dec. 1, 1911	Second Gr.	5	S. U. I.
Fritze, Esther A.	Aug. 1, 1911	First Gr.	5	Charles City (N)
Fry, Stella Mae	Sept. 1, 1911	Third Gr.	5	Morningside
Fuller, Amos W.	Oct. 14, 1911	First Gr.	5	Exam. (R)
Fuller, Bertha A.	Oct. 16, 1911	Second Gr.	5	Highland Park (N)
Fulmer, Ruth	Aug. 1, 1911	Second Gr.	5	I. S. T. C.
Furman, Ivy M.	July 1, 1911	Kinderg'ten	5	Drake (N)
Furniss, Sadie [illegible]	Sept. 9, 1911	Third Gr.	5	Coe
Furrow, Florence E.	Aug. 1, 1911	First Gr.	5	So. Dakota Certif.
Gabriel, Susie P.	Aug. 1, 1911	Third Gr.	5	I. S. T. C.
Gaines, Jay C.	July 1, 1911	First Gr.	5	Exam.
Galpin, Marion C.	Nov. 1, 1911	First Gr.	L	Exam.
Ganschow, Carrie	Aug. 15, 1911	Second Gr.	5	I. S. T. C.
Gantt, Marian E.	Aug. 15, 1911	First Gr.	5	Morningside
Gardner, Lavanda	Aug. 1, 1911	First Gr.	5	I. W. U.
Gardner, R. I.	Aug. 12, 1911	First Gr.	L	Exam.
Gardner, Suzanne	Sept. 16, 1911	First Gr.	5	I. W. U.
Garland, Edith W.	Aug. 19, 1911	First Gr.	5	Exam.
Garrison, Eleanor	Sept. 2, 1911	Primary	5	Exam. (R)
Garwood, Marie	Apr. 2, 1912	Second Gr.	5	I. S. T. C.
Gass, Omar M.	July 1, 1911	Music	5	Michigan Certif.
Gay, Winifred	Dec. 13, 1911	Third Gr.	5	I. S. T. C.
Geiger, Maude M.	Aug. 15, 1911	First Gr.	5	Cornell
Gerber, Alice M.	Aug. 1, 1911	First Gr.	5	Cornell
Gilchrist, Margaret	Aug. 25, 1911	First Gr.	5	U. S. C.
Gilmore, Hugh M.	Sept. 18, 1911	First Gr.	5	Penn. Certif.
	Oct. 14, 1911	Third Gr.		

LIST OF PERSONS RECEIVING STATE LICENSES—CONTINUED.

Name	Date Issued	Kind	Term Yrs.	Basis of Issue
Glassner F. Russell	Dec. 1, 1911	First Gr.	5	I. S. T. C.
Glasier, Edwin L	Aug. 15, 1911	First Gr.	5	S. U. I.
Glass, Helena	July 1, 1911	Music	5	I. S. T. C.
Goddard, Agnes	July 1, 1911	Primary	5	I. S. T. C.
Godown, Vinta M	Aug. 15, 1911	First Gr.	5	S. U. I.
Godsey, Lena M	July 1, 1911	Primary	5	I. S. T. C.
Goetze, Edna	Mar. 1, 1912	Second Gr.	L	Exam.
Goetze, Esther C	June 1, 1912	Primary	L	Exam.
Goodchild, Elta A	Sept. 2, 1911	First Gr.	5	Morningside
Goodman, India S	Aug. 15, 1911	First Gr.	5	S. U. I.
Goodrich, Mae J	April 16, 1912	First Gr.	5	Grinnell
Goodsell, Addie B	Aug. 15, 1911	Second Gr.	5	I. S. T. C.
Gordon, Alice O	Aug. 15, 1911	First Gr.	5	I. S. T. C.
Gordon, George U.	Dec. 1, 1911	First Gr.	L	Exam.
Goudy, Christiania B	Aug. 21, 1911	Primary	L	Exam.
Gower, Ida M	Aug. 15, 1911	Primary	L	Exam.
Grafft, Flossie M	Dec. 1, 1911	Primary	5	I. S. T. C.
Graham, Mabel B	Aug. 25, 1911	Primary	5	Exam. (R)
Graham, Sappho C	Oct. 17, 1911	First Gr.	5	S. U. I.
Greef, Bessie L	Aug. 1, 1911	First Gr.	5	Parsons
Green, Frank E	Aug. 25, 1911	First Gr.	5	Tabor
Green, Lela Mae	Aug. 15, 1911	Kinderg'ten	5	I. S. T. C.
Greene, Gretchen	July 1, 1911	Kinderg'ten	5	I. S. T. C.
Greene, Harry A	Aug. 1, 1911	First Gr.	5	Coe
Greene, Roland	Sept. 1, 1911	Third Gr.	5	Highland Park (N)
Gregg, Nina A	Aug. 12, 1911	First Gr.	5	Drake (N)
Gregory, Nellie L	Aug. 15, 1911	Second Gr.	5	I. S. T. C.
Griewe, Ella L	Sept. 1, 1911	Third Gr.	5	Charles City (N)
Grimm, John Jay	Mar. 22, 1912	First Gr.	5	Grinnell
Grisell, Vera Inez	July 1, 1911	Dom. Science	5	I. S. T. C.
Groat, Flora B	July 1, 1911	Primary	5	Exam. (R)
Gross, Mabelle M	Aug. 1, 1911	Third Gr.	5	Highland Park (N)
Groves, Effie B	Aug. 1, 1911	Third Gr.	5	Drake (N)
Gudmundson, G. G	Aug. 1, 1911	Penmanship	5	Exam.
Guinn, Pearl	Aug. 26, 1911	Third Gr.	5	Highland Park (N)
Gulic, Florence A	Aug. 1, 1911	Second Gr.	5	Exam. (R)
Gunn, Susan J	Aug. 19, 1911	First Gr.	5	Drake
Gurtner, Anna M	July 1, 1911	Second Gr.	5	I. S. T. C.
Gutekunst, Louise C	Aug. 1, 1911	Second Gr.	5	Exam. (R)
Gutekunst, Louise C	Feb. 20, 1912	First Gr.	L	Exam.
Haas, Elizabeth	Aug. 15, 1911	First Gr.	L	Drake
Hager, Paul W. H	July 1, 1911	Second Gr.	5	I. S. T. C.
Haley, Maybelle	Feb. 20, 1912	Primary	L	Exam.
Hamilton, Elsie C	Aug. 1, 1911	First Gr.	5	Grinnell
Hampson, Laura F	Aug. 1, 1911	First Gr.	5	S. U. I.
Hand, Mrs. Frances D	Jan. 30, 1912	Third Gr.	5	Penn. Certif.
Hand, Marion Agnes	July 1, 1911	First Gr.	5	S. U. I.
Hanigan, Bessie	July 1, 1911	Second Gr.	5	Exam.
Hanna, Kathleen M	Sept. 2, 1911	Third Gr.	5	U. I. U. (N)
Hansen, Esther C	July 1, 1911	First Gr.	5	Central
Hansen, F. T.	Aug. 28, 1911	Second Gr.	5	Exam. (R)
Hansen, Nelle Lynn	July 1, 1911	Music	5	Exam.
Hansen, S. Stena	Aug. 15, 1911	First Gr.	5	I. S. T. C.
Hanson, Carrie F	Aug. 28, 1911	Second Gr.	5	Exam. (R)
Hanson Karl	Sept. 2, 1911	Third Gr.	5	Luther
Harding, Bess E	July 1, 1911	Music	5	Exam.
Harley, Effie R	Aug. 1, 1911	Third Gr.	5	Wisconsin Certif.
Harper, Hughenden C	Aug. 25, 1911	First Gr.	5	Morningside
Harrington, Bessie M	July 1, 1911	First Gr.	5	Grinnell
Harrington, Edna H	June 1, 1912	Primary	L	Exam.
Harrington, John C. F	Jan. 2, 1912	First Gr.	5	Exam. (R)
Harrington, Matilda A	Aug. 15, 1911	First Gr.	L	Exam.
Harrison, Althea M	Aug. 26, 1911	Primary	5	Highland Park (N)
Harrod, Harriett I	June 1, 1912	Primary	5	Drake (N)
Hart, Ella	Sept. 2, 1911	Primary	L	Exam.
Haskins, Ethel Jane	Aug. 25, 1911	First Gr.	5	Morningside
Hastings, Alice H	July 1, 1911	Second Gr.	5	Drake (N)
Hastings, Clarabell	Aug. 26, 1911	Third Gr.	5	Wisconsin Certif.
Hathaway, Pearl	May 3, 1912	First Gr.	L	Simpson
Hauger, Myrta M	Aug. 15, 1911	Second Gr.	5	Exam. (R)
Haughtelin, Percy M	April 1, 1912	First Gr.	5	S. U. I.
Hauser, Grace L	Sept. 5, 1911	First Gr.	5	Drake
Havens, Addie E	July 1, 1911	Second Gr.	5	I. S. T. C.

LIST OF PERSONS RECEIVING STATE LICENSES—CONTINUED.

Name	Date Issued	Kind	Term Yrs.	Basis of Issue
Hawk, Mabel W	Aug. 1, 1911	First Gr.	5	S. U. I.
Hayden, Mary E	July 1, 1911	First Gr.	5	S. U. I.
Haynes, James W	July 1, 1911	First Gr.	5	I. S. T. C.
Hazlett, Emma	July 1, 1911	Primary	5	I. S. T. C.
Heath, Bessie May	Aug. 25, 1911	First Gr.	5	Lenox
Heddens, Kathryn	July 1, 1911	Dom. Science	5	I. S. T. C.
Hedlund, Lorena C	July 1, 1911	Second Gr.	5	I. S. T. C.
Hefferman, Maude M	Aug. 15, 1911	Second Gr.	5	I. S. T. C.
Heiny, Claude R	Sept. 1, 1911	Second Gr.	5	U. I. U. (N)
Helwig, Freda	July 1, 1911	Primary	5	I. S. T. C.
Hemenway, Susan	Aug. 1, 1911	Second Gr.	5	Exam. (R)
Henderson, Mrs. Jas. L	Aug. 1, 1911	Primary	5	Exam. (R)
Hendricks, Grace D	Sept. 2, 1911	Second Gr.	5	Drake (N)
Henry, Cecile Irene	July 1, 1911	Primary	5	I. S. T. C.
Hepp, Maylon H	July 1, 1911	Manual Tr.	5	Exam.
Hiatt, Harmon H	Nov. 27, 1911	First Gr.	5	S. U. I.
Hibbs, O. E	Oct. 9, 1911	First Gr.	L	Exam.
Hickey, Winifred	July 1, 1911	Primary	5	I. S. T. C.
Hicks, Ethel G	Aug. 15, 1911	Second Gr.	5	Exam. (R)
Higgins, Lottie	July 1, 1911	First Gr.	5	Drake
Hill, Ina Louise	Oct. 6, 1911	First Gr.	5	Grinnell
Hilliard, John S	Aug. 1, 1911	Second Gr.	5	Exam. (R)
Himes, Martha E	Aug. 1, 1911	Third Gr.	5	Drake (N)
Hirsch, Florence E	Sept. 19, 1911	Third Gr.	5	Charles City (N)
Hitchcock, Ethan A	Aug. 1, 1911	First Gr.	5	S. U. I.
Hodges, Earl B	Aug. 15, 1911	First Gr.	5	I. S. T. C.
Hoff, Mabel	Aug. 1, 1911	Second Gr.	5	Exam. (R)
Hollen, O. H	July 1, 1911	First Gr.	5	Exam.
Hollenbeck, Lulu May	July 1, 1911	Primary	5	I. S. T. C.
Hollis, Mary DeWitt	July 1, 1911	First Gr.	5	Central
Holt, Emma Leora	July 1, 1911	Primary	5	Exam.
Homan, Osta	Aug. 1, 1911	Second Gr.	5	Exam. (R)
Homer, Mrs. E. L. W	Mar. 18, 1912	Second Gr.	5	I. S. T. C.
Hood, Laura Belle	July 1, 1911	Second Gr.	5	I. S. T. C.
Hook, Theo. Stephen	Aug. 1, 1911	First Gr.	5	S. U. I.
Horn, Laura B. S	Dec. 1, 1911	First Gr.	L	Parsons
Horner, Florence M	Nov. 16, 1911	First Gr.	5	S. U. I.
Horning, Alma	June 1, 1912	Primary	L	Exam.
Hornor, Mattie M	Aug. 15, 1911	First Gr.	L	Exam.
Hostetler, Mary E	July 4, 1911	First Gr.	L	Exam.
Hostetler, Bella	Jan. 2, 1912	First Gr.	L	Exam.
Hough, Hattie P	Aug. 1, 1911	Second Gr.	5	Exam. (R)
Houts, Margaret R	Aug. 15, 1911	Second Gr.	5	I. S. T. C.
Hubbell, Linnie B	Nov. 17, 1911	Second Gr.	L	Exam.
Huddy, Hanora L	July 1, 1911	Second Gr.	5	Exam. (R)
Hudson, Henry H	Aug. 25, 1911	First Gr.	5	Morningside
Hudson, Nellie F	Aug. 17, 1911	First Gr.	L	I. S. T. C.
Huff, Ruth G	Aug. 1, 1911	Second Gr.	5	Exam. (R)
Huffman, A.	Jan. 2, 1912	First Gr.	L	Exam.
Huffman, Josie	May 3, 1912	Primary	L	Exam.
Hughes, George W	Aug. 1, 1911	First Gr.	5	S. U. I.
Hugus, Merle T	Sept. 1, 1911	First Gr.	5	Grinnell
Hunter, Charlotte A	Aug. 15, 1911	Second Gr.	L	Exam.
Hunter, Ruth	Aug. 15, 1911	Primary	5	I. S. T. C.
Hutchins, Joan	Aug. 1, 1911	Primary	5	Exam.
Hutchinson, Martha	Feb. 20, 1912	First Gr.	L	Exam.
Hydeman, Grace M	Aug. 15, 1911	Second Gr.	5	Exam. (R)
Iler, Ernest	Aug. 15, 1911	Second Gr.	L	Exam.
Inglis, Miriam	Aug. 12, 1911	First Gr.	5	Coe
Inman, David R	Sept. 8, 1911	Third Gr.	5	Michigan Certif.
Jackson, Clara M	Aug. 15, 1911	Second Gr.	L	Exam.
Jacobs, Elizabeth	Sept. 13, 1911	Primary	L	Exam.
Jacobs, Esther	Nov. 16, 1911	First Gr.	L	Exam.
Jacobs, Ida	Aug. 1, 1911	Second Gr.	5	Exam. (R)
Jamison, Myrtle	Jan. 2, 1912	Second Gr.	5	Exam. (R)
Jansen, Cora M	Aug. 1, 1911	Primary	5	Exam. (R)
Jaques, Harry E	Aug. 1, 1911	First Gr.	5	I. W. U.
Jarman, Mary I	Dec. 1, 1911	First Gr.	L	Exam.
Jebens, Henry H.	Oct. 16, 1911	First Gr.	5	Wisconsin Certif.
Jeffers, Ruth C	July 1, 1911	Primary	5	I. S. T. C.
Johansen, Frederick W	Aug. 1, 1911	Third Gr.	5	S. U. I.
Johnson, Eda L	Dec. 6, 1911	Third Gr.	5	Simpson
Johnson, Emma Lydia	July 1, 1911	Second Gr.	5	I. S. T. C.
Johnson, Fred, Jr	Sept. 2, 1911	Third Gr.	5	S. U. I.

LIST OF PERSONS RECEIVING STATE LICENSES—CONTINUED.

Name	Date Issued	Kind	Term Yrs.	Basis of Issue
Johnson, Geneveive L.	Aug. 15, 1911	Primary	5	I. S. T. C.
Johnson, Genevieve O.	July 1, 1911	Second Gr.	5	Highland Park (N)
Johnson, Jennie M.	Aug. 25, 1911	First Gr.	5	Grinnell
Johnson, Jessie A.	Aug. 15, 1911	Primary	5	I. S. T. C.
Johnson, Jessie T.	Aug. 1, 1911	Primary	5	Exam. (R)
Johnson, Josephine H.	Sept. 16, 1911	First Gr.	5	Grinnell
Johnson, Minnie A.	July 1, 1911	Primary	5	I. S. T. C.
Johnston, Kathryn D.	Sept. 12, 1911	First Gr.	5	S. U. I.
Jones, Lillian L.	Nov. 1, 1911	Second Gr.	5	New York Certif.
Joor, William G.	Aug. 25, 1911	First Gr.	5	Highland Park
Jordon, Erich C. R.	Aug. 26, 1911	Third Gr.	5	U. I. U. (N)
Jordan, Jurretta	Sept. 2, 1911	First Gr.	5	Drake
Jordan, Mary	Sept. 1, 1911	First Gr.	5	Drake
Jordan, Mary Sara	Nov. 10, 1911	Third Gr.	5	Drake (N)
Jordan, Roxie V.	Dec. 1, 1911	Second Gr.	5	I. S. T. C.
Joy, Alice C.	Aug. 15, 1911	Primary	L	Exam.
Joy, Herman C.	Dec. 26, 1911	Third Gr.	5	Missouri Certif.
Kaut, Nellie Grant	Aug. 1, 1911	Second Gr.	5	Exam. (R)
Keerl, Letty Ellen	Sept. 1, 1911	Music	5	Exam. (R)
Keith, Mabel	Aug. 31, 1911	Second Gr.	L	Exam.
Kelley, Jennie M.	Sept. 11, 1911	Primary	L	Exam.
Kellogg, George H.	Aug. 15, 1911	First Gr.	L	Exam.
Kemper, Lucile M.	April 16, 1912	Third Gr.	5	Morningside (N)
Kennedy, Bernard A.	Nov. 21, 1911	Third Gr.	5	Nebraska Certif.
Kennedy Lou	Aug. 1, 1911	First Gr.	5	S. U. I.
Kennedy, Martha	Aug. 30, 1911	Primary	5	Exam. (R)
Kennedy, Wm. C.	June 1, 1911	First Gr.	L	Exam. (R)
Kenny, Helen C.	Nov. 13, 1911	First Gr.	5	Cornell
Kephart, Lulu M.	Aug. 1, 1911	Primary	5	Exam.
Keyes, Florence A.	June 1, 1912	First Gr.	L	Cornell
Kidder, Anna Fay	Aug. 25, 1911	First Gr.	5	Cornell
Kimpel, Bertha	Oct. 25, 1911	Primary	5	Exam. (R)
Kinney, Gratia C.	Aug. 1, 1911	Second Gr.	5	Exam. (R)
Kirketeg, Anna C.	July 1, 1911	First Gr.	5	I. S. T. C.
Kirketeg, Jennie O.	Mar. 18, 1912	Second Gr.	5	I. S. T. C.
Kirkpatrick, Ellen A.	July 1, 1911	Music	5	I. S. T. C.
Kisor, Flossie May	July 1, 1911	First Gr.	5	S. U. I.
Kissick, Emily Kent	July 1, 1911	First Gr.	5	Penn.
Kitchen, Talma May	Aug. 25, 1911	First Gr.	5	Morningside
Klein, Gertrude H.	July 1, 1911	Kinderg'ten	5	I. S. T. C.
Kneen, Bertha	Aug. 21, 1911	Primary	L	Exam.
Knipe, Lilian Jane	Aug. 15, 1911	First Gr.	5	I. S. T. C
Knipprath, George F.	Sept. 26, 1911	Third Gr.	5	Wisconsin Certif
Knowlton, Will Perry	Aug. 1, 1911	First Gr.	5	S. U. I.
Koch, Carrie	Dec. 1, 1911	Second Gr.	5	I. S. T. C.
Koch, Fannie A.	Jan. 26, 1912	First Gr.	5	S. U. I.
Koop, Frances E.	July 1, 1911	First Gr.	5	Coe
Kostumiatsky, Zulema	Sept. 21, 1911	First Gr.	L	Exam.
Kratzer, Viola	June 1, 1912	Primary	L	Exam.
Kreiner, Ralph Herman	Aug. 25, 1911	First Gr.	5	I. W. U.
Kreul, Mattie Leota	July 1, 1911	First Gr.	5	I. S. T. C.
Krieg, Emelie	Aug. 15, 1911	First Gr.	L	I. S. T. C.
Krueger, Amy Ella	June 1, 1912	First Gr.	5	Charles City
Kuhl, Louise Marie	May 4, 1912	Third Gr.	5	Morningside (N)
Kuntz, Clara L.	Sept. 1, 1911	Third Gr.	5	Charles City (N)
Kyle, Cordelia	Sept. 6, 1911	First Gr.	5	Exam. (R)
Kyle, Flora Irvin	Oct. 12, 1911	Third Gr.	5	Arizona, Certif
Lacey, Francis N.	Aug. 26, 1911	Third Gr.	5	Michigan Certif.
La Grange, Carolyne	Aug. 15, 1911	First Gr.	5	Cornell
Lalan, Fern	Dec. 1, 1911	Second Gr.	5	I. S. T. C.
Lambert, Blanche	Aug. 1, 1911	First Gr.	5	Drake
Lamberty, Elizabeth M.	July 1, 1911	First Gr.	5	I. S. T. C.
Lammon, Florence E.	Apr. 18, 1912	Third Gr.	5	Michigan Certif.
Lamson, Esther D.	July 1, 1911	Primary	5	I. S. T. C.
Lane, Harriett	Aug. 15, 1911	First Gr.	L	Exam.
Lapham, Joyce E.	Aug. 1, 1911	First Gr.	5	Des Moines
Larkin, Emma C.	Sept. 11, 1911	First Gr.	5	Exam. (R)
Larsen, Mabel	Aug. 15, 1911	Kinderg'ten	5	I. S. T. C.
Larson, Mayme B.	Aug. 25, 1911	Second Gr.	5	Exam. (R)
Latham, Orval Ray	Aug. 1, 1911	First Gr.	5	S. U. I.
Lathe, Hosea B.	Feb. 1, 1912	First Gr.	5	Illinois Certif.
Latta, Kathryn	Aug. 1, 1911	Second Gr.	5	So. Dakota Certif.
Laughlin, Abbie F.	June 1, 1912	Second Gr.	L	Exam.
Laughlin, Meredith	July 1, 1911	Second Gr.	5	I. S. T. C.

LIST OF PERSONS RECEIVING STATE LICENSES—CONTINUED.

Name	Da Issued	Kind	Term Yrs.	Basis of Issue
Lauterbach, Charles E.	Aug. 19, 1911	First Gr.	5	I. W. U.
Lauterbach, Paul A.	Aug. 15, 1911	First Gr.	5	I. W. U.
Laxson, Grace H.	Aug. 1, 1911	First Gr.	5	Lenox
Laxson, Minnie L.	Aug. 26, 1911	First Gr.	5	U. I. U.
Laycock, Ethel L.	July 1, 1911	Primary	5	I. S. T. C.
Lee, Maude Anna	July 1, 1911	First Gr.	5	Central
Lee, Ursula Mae	Sept. 13, 1911	First Gr.	5	Cornell
Leebrick, Mary	Aug. 1, 1911	Second Gr.	5	Exam. (R)
Leese, Viola E.	July 1, 1911	Second Gr.	5	I. S. T. C.
Leete, Ruby Elizabeth	Aug. 26, 1911	Third Gr.	5	U. I. U. (N)
Leonard, Grace M.	July 1, 1911	Kinderg'ten	5	I. S. T. C.
Leslie, Bessie Mae	Aug. 1, 1911	Third Gr.	5	Ellsworth (N)
Lewis, Frances E.	Dec. 1, 1911	Primary	5	Exam. (R)
Lewis, Mabel M.	Sept. 12, 1911	Primary	5	Drake (N)
Lewis, Mary	July 1, 1911	First Gr.	5	I. S. T. C.
Lewisten, Mary	Aug. 1, 1911	Second Gr.	5	Exam. (R)
Liabo, Carl	Aug. 26, 1911	Third Gr.	5	Highland Park (N.
Liek, Edna B.	Aug. 15, 1911	Kinderg'ten	5	I. S. T. C.
Liek, Edna B.	Mar. 18, 1912	Primary	5	I. S. T. C.
Linderblood, Margaret	July 1, 1911	Second Gr.	5	I. S. T. C.
Linn, Cora	Aug. 26, 1911	Third Gr.	5	U. I. U. (N)
Linville, Fannie P.	Aug. 26, 1911	Third Gr.	5	Highland Park (N)
Littig, John V.	Oct. 20, 1911	Hygiene	5	Physician's Certif.
Littler, Anna E.	Aug. 19, 1911	First Gr.	5	Drake
Lockhart, E. G.	Aug. 25, 1911	Second Gr.	5	Exam. (R)
Lockwood, Lucile	Dec. 1, 1911	Kinderg'ten	5	I. S. T. C.
Logan, Noma F.	Sept. 1, 1911	Primary	5	Exam. (R)
Long, Lulu Evelyn	Aug. 19, 1911	First Gr.	5	Cornell
Longman, Daisy O.	Aug. 1, 1911	Second Gr.	5	Exam. (R)
Lords, Floyd	May 7, 1912	Third Gr.	5	Michigan Certif.
Loutzenhiser, John R.	Aug. 12, 1911	First Gr.	5	S. U. I.
Lovell, Mona E.	July 1, 1911	Second Gr.	5	I. S. T. C.
Loving, Mae	July 1, 1911	Primary	5	I. S. T. C.
Lucas, Luella M.	Dec. 1, 1911	Primary	5	I. S. T. C.
Luse, Eva May	Sept. 1, 1911	First Gr.	5	S. U. I.
Lutes, Della H.	Oct. 9, 1911	First Gr.	L	Exam.
Lux, George J. A.	Oct. 7, 1911	First Gr.	5	S. U. I.
Lynn, Clara	June 1, 1912	Primary	L	Exam.
Lynn, Julia	Aug. 15, 1911	Second Gr.	5	I. S. T. C.
McCash, Buell I.	Aug. 25, 1911	First Gr.	5	Drake
McClain, Sadie	Aug. 15, 1911	Second Gr.	5	Exam. (R)
McCleary, Elizabeth	Dec. 1, 1911	Primary	5	I. S. T. C.
McClelland, Laura R.	Dec. 4, 1911	First Gr.	5	Exam. (R)
McCorkindale, Florence	Dec. 1, 1911	Second Gr.	5	I. S. T. C.
McCormick, Laura K.	Oct. 5, 1911	First Gr.	5	Grinnell
McCoy, Katherine	May 1, 1912	Primary	5	Drake (N)
McCreery, Mabel M.	Aug. 1, 1911	First Gr.	5	Morningside
McCreight, Avada Avice	Aug. 1, 1911	Primary	5	Exam. (R)
McCrory, James L.	Sept 26, 1911	Third Gr.	5	Missouri Certif.
McDonough, Mary	Feb. 20, 1912	Primary	L	Exam.
McDowell, Floyd M.	July 1, 1911	First Gr.	5	S. U. I.
McDowell, Lillian S. H.	Sept. 21, 1911	Second Gr.	5	Exam. (R)
McEachran, Annie Mary	Aug. 15, 1911	First Gr.	L	S. U. I.
McEniry, Margaret M.	Aug. 1, 1911	First Gr.	5	S. U. I.
McFarland, Vivian J.	Aug. 1, 1911	First Gr.	5	Morningside
McFarlin, Clyde	Feb. 1, 1912	Second Gr.	5	Exam.
McGill, Helen Margaret	Aug. 1, 1911	First Gr.	5	Grinnell
McGilvrey, Luvina Iowa	Nov. 15, 1911	Second Gr.	5	Highland Park (N)
McGrath, Viola	Feb. 20, 1912	Primary	L	Exam.
McGuire, Mary Stella	July 1, 1911	Second Gr.	5	I. S. T. C.
McIlrath, Grace Mary	Aug. 1, 1911	First Gr.	5	Grinnell
McIntosh, Martha L.	Aug. 15, 1911	Second Gr.	5	I. S. T. C.
McKellik, Cora A.	Aug. 26, 1911	First Gr.	5	Morningside
McKemey, Margaret	Aug. 1, 1911	First Gr.	5	Parsons
McKillip, Flora E.	Jan. 1, 1912	Second Gr.	5	Exam. (R)
McKitrick, Clara	May 14, 1912	Third Gr.	5	Oklahoma Certif.
McLain, Leona M.	Jan. 2, 1912	Primary	5	Exam. (R)
McLaughlin, Janette A.	Nov. 1, 1911	Second Gr.	5	Exam.
McLaughlin, Mabel A.	July 1, 1911	First Gr.	5	Buena Vista
McNabb, Flora M.	July 1, 1911	Second Gr.	5	I. S. T. C.
McNeal, Clara W.	July 1, 1911	First Gr.	5	S. U. I.
McQuilken, Margaret	Aug. 15, 1911	Second Gr.	5	Exam. (R)
Mac Arthur, Jessie A.	July 1, 1911	First Gr.	5	S. U. I.
Mac Gowan, Alice E.	July 1, 1911	First Gr.	5	S. U. I.

LIST OF PERSONS RECEIVING STATE LICENSES—CONTINUED.

Name	Date Issued	Kind	Term Yrs.	Basis of issue
Mac Naughton, Ellen	Nov. 1, 1911	Second Gr.	5	Wisconsin Certif.
Macomber, Mabel M	Aug. 12, 1911	First Gr.	5	Grinnell
Madsen, Iver N	July 1, 1911	First Gr.	5	Coe
Mahannah, F. L	Jan. 2, 1912	First Gr.	L	Exam.
Maher, Florence I	Aug. 1, 1911	First Gr.	5	S. U. I.
Main, Mabel F	June 1, 1912	Second Gr.	5	Drake (N)
Malen, H. Nell	Aug. 26, 1911	Third Gr.	5	Highland Park (N)
Maloney, Myrtle E	Mar. 18, 1912	Primary	5	I. S. T. C.
Mandt, Lenore	Oct. 31, 1911	Third Gr.	5	Wisconsin Certif.
Manke, Clarence	Aug. 26, 1911	Third Gr.	5	U. I. U. (N)
Manning, Iva Nell	Aug. 1, 1911	First Gr.	5	Parsons
Mantz, Emma Susan	Sept. 13, 1911	First Gr.	5	Exam. (R)
March, Edwin C	Oct. 25, 1911	Third Gr.	5	Wisconsin Certif.
Mark, Ethel Mae	Aug. 1, 1911	Third Gr.	5	Ellsworth (N)
Marshall, Annabell	July 1, 1911	Primary	5	I. S. T. C.
Marshall, Herma G	Aug. 1, 1911	First Gr.	5	Tabor
Marshall, Lizzie R	Sept. 29, 1911	First Gr.	L	Exam.
Martin, Eva Kate	Mar. 18, 1912	Primary	5	I. S. T. C.
Martin, Helen E	June 1, 1912	First Gr.	5	I. S. C.
Martin, Inez M. A	Sept. 8, 1911	Third Gr.	5	New York Certif.
Martin, Io Blanche	July 1, 1911	Primary	5	I. S. T. C.
Martin, Nellie	July 1, 1911	First Gr.	5	I. S. T. C.
Mason, Ella G	Aug. 26, 1911	Third Gr.	5	U. I. U. (N)
Masser, Daniel V	June 1, 1912	Second Gr.	5	Highland Park (N)
Maus, Lee Henry	Apr. 16, 1912	First Gr.	5	Exam.
Maynard, May L	Aug. 15, 1911	Primary	L	Exam.
Meacham, Clara M	July 1, 1911	Primary	5	I. S. T. C.
Meacham, Ethel W	Aug. 1, 1911	First Gr.	5	Exam. (R)
Meacham, Lucy Helen	Apr. 16, 1912	Primary	L	Exam.
Meder, Anna	Oct. 17, 1911	Third Gr.	5	U. S. U. (N)
Meek, Jennie A	Aug. 15, 1911	Primary	5	I. S. T. C.
Meerdink, Sarah E	Aug. 1, 1911	Second Gr.	5	Drake (N)
Megee, Rachel R	Sept. 5, 1911	First Gr.	5	S. U. I.
Meggers, Edward C	Aug. 15, 1911	First Gr.	5	I. S. T. C.
Meier, Anna M	Aug. 1, 1911	Second Gr.	5	Exam. (R.)
Meier, Frederick J	July, 1, 1911	First Gr.	5	Drake
Melkle, Agnes M	Aug. 25, 1911	First Gr.	5	S. U. I.
Melkle, Jane Ina	Aug. 15, 1911	First Gr.	5	S. U. I.
Mercer, Myrtle Ina	Aug. 12, 1911	First Gr.	5	Simpson
Merriam, Anna E	Dec. 1, 1911	Primary	5	I. S. T. C.
Merriam, Florence C	Dec. 1, 1911	Kinderg'ten	5	I. S. T. C.
Merrill, Margaret	Mar. 6, 1912	Third Gr.	5	Michigan Certificate
Merryman, Nelle	Aug. 26, 1911	Third Gr.	5	Penn. Certificate
Merten, Howard V	Sept. 19, 1911	Third Gr.	5	Charles City
Meyer, Florence L	July 1, 1911	Primary	5	I. S. T. C.
Meyer, Jacob W	Aug. 15, 1911	First Gr.	L	S. U. I.
Miars, Lulu P	July 1, 1911	Music	5	Exam.
Middleton, Angie	Sept. 1, 1911	Primary	5	Exam. (R)
Mikesell, Anna B	Aug. 15, 1911	Primary	L	Exam.
Miller, Alta	July 1, 1911	Primary	5	I. S. T. C.
Miller, Elizabeth O	Aug. 15, 1911	Primary	L	Exam.
Miller, Grace May	Feb. 23, 1912	Third Gr.	5	S. U. I.
Miller, Harriet M	Jan. 15, 1912	Primary	5	Exam. (R)
Miller, Kenneth D	Aug. 15, 1911	First Gr.	L	Exam.
Miller, Leota A	Aug. 25, 1911	First Gr.	5	Grinnell
Mills, Helen E	Aug. 1, 1911	First Gr.	5	Grinnell
Miner, Maude M	Aug. 15, 1911	Dom. Science	5	I. S. T. C.
Mingus, Edna M	May 3, 1912	First Gr.	L	S. U. I.
Minick, Lillian M	Oct. 12, 1911	First Gr.	5	S. U. I.
Minish, Burton S	Aug. 15, 1911	First Gr.	5	Cornell
Minkler, Verda I	July 1, 1911	Music	5	Exam.
Mitchell, Charles O	Sept. 30, 1911	Second Gr.	L	Exam.
Mitchell, Harley E	Aug. 25, 1911	First Gr.	5	S. U. I.
Mitchell, Mrs. Hattie M	July 1, 1911	First Gr.	5	Drake
Mitchell, John O	Jan. 2, 1912	Second Gr.	5	Exam. (R)
Mitchell, L. Lillian	Aug. 15, 1911	Second Gr.	L	Exam.
Mitchell, Morton L	Oct. 16, 1911	First Gr.	5	Simpson
Mockler, Louise M	July 1, 1911	Second Gr.	5	I. S. T. C.
Montgomery, Ada Belle	Aug. 1, 1911	First Gr.	5	Parsons
Montgomery, Vera B	Aug. 1, 1911	First Gr.	5	Grinnell
Mooman, Pearl	April 4, 1912	Third Gr.	5	Highland Park (N)
Moore, Annette	May 3, 1912	Primary	L	Exam.
Moore, Hazel S	Aug. 1, 1911	Music	5	Exam.
Moore, Minta R	Feb. 20, 1912	Second Gr.	L	Exam.

LIST OF PERSONS RECEIVING STATE LICENSES—CONTINUED.

Name	Date Issued	Kind	Term Yrs.	Basis of Issue
Moore, Vira E	Aug. 1, 1911	First Gr.	5	Grinnell
Moorhead, Florence O	June 1, 1912	Primary	L	Exam.
Moorehead, Robert A	July 1, 1911	Second Gr.	5	I. S. T. C.
Morgan, Belle	July 1, 1911	Primary	5	I. S. T. C.
Morgan, Floy E	Aug. 15, 1911	First Gr.	5	Drake
Morgan, Gertrude B	Aug. 15, 1911	Primary	L	Exam.
Morlan, Edwin P	Aug. 30, 1911	Second Gr.	5	Highland Park (N)
Morris, Florence	May 3, 1912	Primary	5	Exam.
Morris, Helen L	July 1, 1911	Dom. Science	5	I. S. T. C.
Morrison, Jessie	Aug. 1, 1911	Primary	5	Drake (N)
Morrison, M. C	Oct. 5, 1911	Second Gr.	L	Exam.
Morrison, Vee K	July 1, 1911	Kinderg'ten	5	I. S. T. C.
Morrissy, Lillian E	Sept. 30, 1911	Third Gr.	5	Wis. Certificate
Morrow, Bessie Lee	Aug. 26, 1911	Third Gr.	5	N. Y. Certificate
Morrow, M. Clarissa	Aug. 25, 1911	First Gr.	5	Lenox
Mortland, Ruth	Aug. 25, 1911	First Gr.	5	S. U. I.
Morton, Winifred	Mar. 18, 1912	Primary	5	I. S. T. C.
Mowry, Alzada Belle	Aug. 15, 1911	Second Gr.	5	Exam. (R)
Mullin, Effie E	Aug. 12, 1911	First Gr.	5	Parsons
Murphy, Mary R	May 1, 1912	Primary	5	Exam.
Murphy, Teresa J	Aug. 15, 1911	Second Gr.	5	I. S. T. C.
Murray, Sara	July 1, 1911	Primary	5	I. S. T. C.
Musser, Chestie A	Aug. 15, 1911	Second Gr.	L	Exam.
Myers, Ethel M	July 1, 1911	Second Gr.	5	I. S. T. C.
Myers, Nellie Ethel	May 3, 1912	Second Gr.	5	Exam. (R)
Myslis, Sara Freda	Aug. 1, 1911	Second Gr.	5	Exam. (R)
Nash, M. Olive	July 1, 1911	Second Gr.	5	Exam. (R)
Naumann, A. I	Nov. 1, 1911	First Gr.	5	Exam.
Naylor, Hazel G	July 1, 1911	Kinderg'ten	5	I. S. T. C.
Nelson, Andrew	July 1, 1911	Second Gr.	5	I. S. T. C.
Nelson, Blanche L	Sept. 13, 1911	First Gr.	5	Des Moines
Nelson, Harriette	Sept. 1, 1911	Third Gr.	5	Ark. Certificate
Nelson, Margaret M	Aug. 1, 1911	Second Gr.	5	Exam.
Nelson, Ray D	April 16, 1912	Second Gr.	5	Exam.
Newcomb, Lilian F	July 1, 1911	Dom. Science	5	I. S. T. C.
Newton, Elizabeth	Aug. 31, 1911	Second Gr.	L	Exam.
Nichols, Dora P	Feb. 1, 1912	Primary	5	Exam.
Nichols, Wilma B	Sept. 6, 1911	First Gr.	5	S. U. I.
Nicholson, Adda N	Sept. 1, 1911	Third Gr.	5	Drake
Nicholson, Maggie B	July 1, 1911	First Gr.	5	Coe
Nicholson, Ruth M	Aug. 1, 1911	Third Gr.	5	Drake (N)
Nickolaus, Florence P	Dec. 1, 1911	Dom. Science	5	I. S. T. C.
Nicoll, Bessie	Oct. 20, 1911	Third Gr.	5	Wash. Certificate
Noble, Caroline B	June 1, 1912	Primary	L	Exam.
Noble, Grace D	Nov. 9, 1911	First Gr.	5	Coe
Noble, Nina	Dec. 1, 1911	Primary	L	Exam.
Nolte, Roxy H	Aug. 1, 1911	Second Gr.	5	Exam. (R)
Norris, Lona M	Aug. 26, 1911	Third Gr.	5	Wis. Certificate
North, Gustavus A	Aug. 26, 1911	Third Gr.	5	Highland Park (N)
Norton, Ethel	Sept. 1, 1911	First Gr.	5	U. I. U.
Norton, Grace I	Sept. 1, 1911	First Gr.	L	Exam.
Norton, Mary B	Sept. 26, 1911	First Gr.	5	Exam. (R.)
Oblinger, A. J	July 2, 1911	First Gr.	5	Exam. (R.)
Ogg, Ethel	Aug. 1, 1911	First Gr.	5	Des Moines
Ohm, Eleanor S	Aug. 15, 1911	Second Gr.	5	I. S. T. C.
Olander, Olive E	Aug. 1, 1911	Second Gr.	5	Exam. (R.)
Olinger, Maude	July 1, 1911	Primary	5	I. S. T. C.
Oliver, Edna M	Nov. 1, 1911	Second Gr.	5	Exam.
Oliver, Maude L	July 27, 1911	First Gr.	5	Cornell
Olmstead, Adenia B	Aug. 15, 1911	Second Gr.	L	Exam.
Olmstead, Nellie A	Dec. 11, 1911	Second Gr.	5	I. S. T. C.
Olson, Clara B	Aug. 15, 1911	Primary	5	I. S. T. C.
O'Neil, Lucia E	Aug. 1, 1911	Second Gr.	5	Exam. (R.)
Opstad, Iver A	Mar. 18, 1912	Third Gr.	5	Luther
Orr, Ethel Effie	Aug. 19, 1911	First Gr.	5	Cornell
Orth, Fanny S	Feb. 20, 1912	Primary	5	Exam. (R.)
Osborne, Clarence A	Aug. 1, 1911	Second Gr.	5	Exam. (R.)
Otis, Caroline	Aug. 15, 1911	First Gr.	L	Exam.
Otis, Olga Joy	July 1, 1911	Second Gr.	5	Simpson (N)
Ottilie, Will A	Nov. 1, 1911	First Gr.	5	Exam.
Otto, Clementine	Feb. 20, 1912	First Gr.	L	Exam.
Otto, Helen	Aug. 1, 1911	First Gr.	5	S. U. I.
Otto, Lucia O	Feb. 20, 1912	First Gr.	L	S. U. I.
Otto, Ruth May	Aug. 1, 1911	Third Gr.	5	Coe

LIST OF PERSONS RECEIVING STATE LICENSES—CONTINUED.

Name	Date Issued	Kind	Term Yrs.	Basis of Issue
Ottosen, Elsie	Mar. 18, 1912	First Gr.	5	I. S. T. C.
Owen, Mabel	Sept. 2, 1911	Second Gr.	L	Exam.
Owen, Martha I.	Sept. 5, 1911	First Gr.	5	S. U. I.
Owen, Verda	July 1, 1911	Primary	5	I. S. T. C.
Owens, Lucretia	Aug. 1, 1911	Second Gr.	5	Exam.
Ozias, Florence B.	Mar. 1, 1912	Second Gr.	L	Exam.
Packer, Annie E.	Aug. 1, 1911	First Gr.	5	Exam. (R)
Paine, Amy Leigh	Nov. 27, 1911	First Gr.	5	U. I. U.
Palmer, Grace C.	Aug. 1, 1911	First Gr.	5	Parsons
Palmer, Iva M.	Aug. 15, 1911	Drawing	5	I. S. T. C.
Parish, Ariel	Aug. 15, 1911	First Gr.	5	I. S. T. C.
Parish, Jessie A.	Dec. 1, 1911	First Gr.	5	I. S. T. C.
Parker, Gertrude C.	Dec. 1, 1911	Second Gr.	L	Exam.
Parker, Grace E.	July 1, 1911	First Gr.	5	Buena Vista
Parker, Rose M.	Jan. 2, 1912	Primary	L	Exam.
Parkhill, Beatrice M.	July 1, 1911	First Gr.	5	Lenox
Parkinson, Anne E.	Aug. 1, 1911	First Gr.	5	Neb. Certificate
Parks, Laura E.	July 1, 1911	Second Gr.	5	I. S. T. C.
Parmenter, Anna L.	May 3, 1912	Second Gr.	L	I. S. T. C.
Parr, Gertrude A.	Aug. 1, 1911	Second Gr.	5	Exam. (R)
Parsons, Mabel J.	July 1, 1911	Second Gr.	5	I. S. T. C.
Pattee, Elizabeth	Sept. 9, 1911	Primary	L	Exam.
Pattee, Elizabeth	Mar. 19, 1912	First Gr.	5	Exam. (R)
Patten, David	Aug. 15, 1911	First Gr.	L	Exam.
Patton, Emma Mae	Dec. 1, 1911	Primary	5	Exam.
Payne, Hallie Hull	Sept. 29, 1911	Second Gr.	5	Exam. (R)
Pearse, Rubee J.	Aug. 12, 1911	First Gr.	5	Cornell
Pearson, Alma B.	July 1, 1911	Second Gr.	5	I. S. T. C.
Pearson, Clara C.	Sept. 11, 1911	First Gr.	5	Cornell
Peek, Ruth Caroline	Jan. 2, 1912	Third Gr.	5	Drake (N)
Peets, Meda A.	Aug. 15, 1911	Primary	5	I. S. T. C.
Perry, Lula M.	Aug. 26, 1911	Third Gr.	5	Mich. Certificate
Persons, Elizabeth	Aug. 25, 1911	First Gr.	5	Cornell
Peterman, Lucile H.	Jan. 5, 1912	Second Gr.	5	Exam. (R)
Petersen, Marie J.	Mar. 18, 1912	Second Gr.	L	Exam.
Peterson, Alice C.	Aug. 25, 1911	Second Gr.	5	Exam. (R)
Peterson, William L.	April 16, 1912	First Gr.	5	Coe
Petite, Grace C.	July 1, 1911	Kinderg'ten	5	I. S. T. C.
Pfahler, Carrie May	Aug. 26, 1911	First Gr.	5	Cornell
Pfander, Alice	Sept. 29, 1911	Third Gr.	5	Mo. Certificate
Pfeiffer, Clara F.	July 1, 1911	Second Gr.	5	I. S. T. C.
Pfeiffer, Leola	Sept. 19, 1911	Third Gr.	5	Charles City
Phelps, Hannah May	July 1, 1911	First Gr.	5	S. U. I.
Phillips, Edith L.	Feb. 20, 1912	First Gr.	L	Exam.
Phillips, Frank H.	Aug. 26, 1911	Third Gr.	5	Highland Park (N)
Pieper, Elmer F.	Aug. 19, 1911	First Gr.	5	S. U. I.
Pierce, Mabel E.	Aug. 1, 1911	First Gr.	5	Simpson
Piercy, John W.	Nov. 3, 1911	Second Gr.	5	Exam. (R)
Plath, Ema H.	Mar. 18, 1912	Primary	5	I. S. T. C.
Platt, Grace M.	Sept. 1, 1911	First Gr.	5	U. I. U.
Platt, Ventura Mae	Aug. 15, 1911	Primary	L	Exam.
Plummer, Lillian R.	Mar. 13, 1912	Third Gr.	5	No. D. Certificate
Plymesser, Edith P.	Aug. 26, 1911	First Gr.	5	Cornell
Pollock, Jennie E.	April 16, 1912	First Gr.	L	Exam.
Pool, Lydia S.	Aug. 15, 1911	First Gr.	5	I. S. T. C.
Porter, Helen E.	Aug. 1, 1911	Primary	5	Exam. (R)
Porter, Laura E.	Aug. 15, 1911	First Gr.	5	I. S. T. C.
Porter, Maude E.	Aug. 15, 1911	Second Gr.	5	I. S. T. C.
Porter, Maude M.	July 1, 1911	Primary	5	Exam.
Porter, Vera V.	Mar. 18, 1912	Primary	5	Drake (N)
Potratz, Lydia C.	Aug. 15, 1911	First Gr.	5	S. U. I.
Potter, Edna Elise	Aug. 19, 1911	First Gr.	5	I. W. U.
Potter, Harriet Bell	Aug. 12, 1911	First Gr.	5	S. U. I.
Pottle, Vera Althea	Aug. 1, 1911	First Gr.	5	Grinnell
Potts, Elva R.	Aug. 15, 1911	First Gr.	5	I. W. U.
Power, Pearl	Jan. 2, 1912	Primary	L	Exam.
Pownall, Eleanor H.	Aug. 15, 1911	Primary	5	I. S. T. C.
Pownall, Fred Miller	Aug. 12, 1911	First Gr.	5	S. U. I.
Prall, Thaddeus M.	Aug. 25, 1911	First Gr.	5	Exam. (R)
Preston, Howard H.	Aug. 1, 1911	Third Gr.	5	Coe
Preston, Matilda E.	Aug. 1, 1911	First Gr.	5	Coe
Price, Ethyl F.	July 1, 1911	Primary	5	I. S. T. C.
Prichard, Orlie G.	Aug. 1, 1911	First Gr.	5	Morningside
Quaife, Fannie A.	June, 1, 1912	First Gr.	L	U. I. U.

LIST OF PERSONS RECEIVING STATE LICENSES—CONTINUED.

Name	Date Issued	Kind	Term Yrs.	Basis of Issue
Qually, Stella A.	Mar. 18, 1912	Primary	5	I. S. T. C.
Quarnberg, Annie	July 1, 1911	Music	5	Exam.
Quarton, Sumner D.	Aug. 26, 1911	First Gr.	5	S. U. I.
Quint, Annie Laurie	Aug. 25, 1911	First Gr.	5	I. S. C.
Rae, John J.	Aug. 25, 1911	First Gr.	5	S. U. I.
Raine, Edna V.	Sept. 21, 1911	Third Gr.	5	Simpson
Rait, Euphemia G.	Aug. 15, 1911	Primary	5	I. S. T. C.
Ramharter, Earl S.	Aug. 12, 1911	First Gr.	5	Cornell
Randolph, Edna E.	Aug. 12, 1911	First Gr.	5	Morningside
Ratcliffe, Nelle B.	July 1, 1911	First Gr.	5	I. S. T. C.
Rau, Helen Gladys	July 1, 1911	Kinderg'ten	5	I. S. T. C.
Redline, Harriet P.	Aug. 15, 1911	Primary	L	Exam.
Reece, Mabel C.	Aug. 1, 1911	First Gr.	5	Penn
Reed, Caroline	Oct. 30, 1911	First Gr.	5	S. U. I.
Reed, Frank P.	Jan. 2, 1912	First Gr.	L	Exam.
Reed, Ida May	Aug. 30, 1911	First Gr.	5	Cornell
Reed, Margaret	Feb. 20, 1912	Primary	5	Exam. (R)
Rehn, Valentine L.	Dec. 2, 1911	Third Gr.	5	Wisconsin Certif.
Reilley, Delia Regina	Dec. 1, 1911	First Gr.	L	Exam.
Remer, Laura	July 1, 1911	Primary	5	I. S. T. C.
Remley, Clara	Aug. 1, 1911	First Gr.	5	Exam. (R)
Reynolds, Alice M.	Nov. 21, 1911	First Gr.	5	Simpson
Reynolds, Ida J.	Nov. 4, 1911	Third Gr.	5	Simpson
Reynolds, Luana K.	Aug. 1, 1911	Second Gr.	5	Exam. (R)
Reynolds, Maud	May 3, 1912	First Gr.	L	Exam.
Reynolds, Maud P.	Aug. 26, 1911	Third Gr.	5	Wisconsin Certif.
Rhode, Halla M.	Aug. 1, 1911	Second Gr.	5	Highland Park (N)
Rhodes, Gertrude M.	Aug. 25, 1911	First Gr.	5	Grinnell
Rhynsburger, Amelia H.	June 1, 1912	Primary	L	Exam.
Richards, Susan F.	Aug. 1, 1911	Second Gr.	5	Exam. (R)
Richardson, Eva A.	July 1, 1911	Primary	5	Exam.
Richardson, Nina F.	Aug. 1, 1911	Second Gr.	5	Exam. (R)
Rickert, Lillian E.	Aug. 15, 1911	Second Gr.	5	Exam. (R)
Riefe, Gertrude B.	July 1, 1911	Primary	5	I. S. T. C.
Riggs, Blanche E.	Jan. 22, 1912	First Gr.	L	Exam.
Riggs, Gertrude B.	July 1, 1911	Primary	5	I. S. T. C.
Riland, Edith L.	Dec. 1, 1911	Kinderg'ten	5	I. S. T. C.
Riley, Bert Clair	Oct. 17, 1911	First Gr.	5	S. U. I.
Ripley, Belle Holton	April 11, 1912	Third Gr.	5	Wisconsin Certif.
Roach, Charles	Aug. 30, 1911	Third Gr.	5	Cornell
Robbins, Carrie E.	Jan. 2, 1912	First Gr.	L	Exam.
Robbins, Zila A.	Jan. 17, 1912	First Gr.	5	Cornell
Roberts, Dena	Aug. 1, 1911	First Gr.	5	Penn
Roberts, Flora D.	July 1, 1911	Music	5	I. S. T. C.
Roberts, Margaret E.	Sept. 23, 1911	Second Gr.	L	Exam.
Robertson, Miriam S.	Mar. 18, 1912	Second Gr.	5	I. S. T. C.
Robeson, Myrtle M.	Aug. 15, 1911	Primary	L	Exam.
Robey, Frank	Sept. 4, 1911	First Gr.	5	Drake
Robinson, Alle	July 1, 1911	First Gr.	5	I. S. T. C.
Robinson, Lilly	Dec. 1, 1911	First Gr.	5	I. S. T. C.
Robison, Ruth	Dec. 1, 1911	Primary	5	I. S. T. C.
Roebuck, Mary A.	July 1, 1911	Second Gr.	5	I. S. T. C.
Roelofsz, Henry C.	Aug. 1, 1911	Second Gr.	5	Exam. (R)
Rogers, Grace	Dec. 1, 1911	First Gr.	5	I. S. T. C.
Rohwedder, Amanda M.	Aug. 1, 1911	Primary	5	Exam. (R)
Roland, Mary	April 16, 1912	Second Gr.	L	Exam.
Roller, Effie B.	Aug. 1, 1911	Second Gr.	5	Exam. (R)
Romer, Emma Marie	Nov. 1, 1911	First Gr.	5	Wisconsin Certif.
Rosa, Marion G.	Nov. 10, 1911	Third Gr.	5	Nebraska Certif.
Ross, Madge Aline	Sept. 8, 1911	Third Gr.	5	Wisconsin Certif.
Ross, Stella May	July 1, 1911	Second Gr.	5	I. S. T. C.
Rossing, Alvilde M.	Dec. 1, 1911	Second Gr.	5	I. S. T. C.
Rowe, Louise	Sept. 22, 1911	Dom. Science	5	I. S. C.
Rowley, Seeley W.	Feb. 20, 1912	First Gr.	L	Exam.
Rownd, Edith Alice	July 1, 1911	First Gr.	5	Coe
Rownd, Lurana M.	July 1, 1911	Primary	5	I. S. T. C.
Royce, Margery M.	Aug. 1, 1911	First Gr.	5	S. U. I.
Rozelle, Minnie W.	June 1, 1912	Primary	L	Exam.
Rueggenmeier, Cora M.	Aug. 26, 1911	Third Gr.	5	U. I. U. (N)
Ruffcorn, Georgia	Aug. 1, 1911	First Gr.	5	Drake
Rummel, D. H.	Feb. 20, 1912	First Gr.	L	I. S. T. C.
Runkle, Lucile M.	July 1, 1911	Kinderg'ten	5	I. S. T. C.
Rusch, Julia	Aug. 1, 1911	Second Gr.	5	Exam.
Rush, Mary Gladys	Aug. 12, 1911	First Gr.	5	I. S. C.

LIST OF PERSONS RECEIVING STATE LICENSES—CONTINUED.

Name	Date Issued	Kind	Term Yrs.	Basis of Issue
Russell, Fannie B.	July 1, 1911	Primary	5	I. S. T. C.
Ruthven, Beatrice M.	Mar. 20, 1912	Third Gr.	5	Michigan Certif.
Rutledge, Isabel M.	Aug. 1, 1911	First Gr.	5	Grinnell
Rutledge, Jettie O.	Aug. 1, 1911	Third Gr.	5	Missouri Certif.
Ryttenburg, Madeline	Feb. 1, 1912	First Gr.	5	Grinnell
Sager, P. L.	Aug. 1, 1911	First Gr.	5	Exam.
Sallander, Louise	July 1, 1911	Dom. Science	5	I. S. T. C.
Sanders, James C.	Aug. 15, 1911	First Gr.	L	Exam.
Sanders, Mamie A.	July 1, 1911	Primary	5	I. S. T. C.
Sandiland, Grace A.	Aug. 1, 1911	First Gr.	5	Parsons
Sartori, Rose Mary	Sept. 5, 1911	First Gr.	5	S. U. I.
Sas, Gertrude M.	Aug. 25, 1911	Primary	5	Exam. (R)
Savage, Lola May	July 1, 1911	First Gr.	5	Coe
Sawtell, Blanche E.	Aug. 25, 1911	First Gr.	5	Parsons
Scanlan, Alice L.	July 1, 1911	Dom. Science	5	I. S. T. C.
Scheffel, Ora	Aug. 1, 1911	First Gr.	5	Parsons
Schellenger, Lela B.	Feb. 1, 1912	Primary	5	Exam.
Schellenger, Sara L.	Aug. 15, 1911	Primary	L	Exam.
Schildbach, Alma	Aug. 25, 1911	First Gr.	5	U. I. U.
Schimelfenig, Myrtle	Aug. 26, 1911	First Gr.	5	Simpson
Schmidt, Florence E.	Sept. 1, 1911	First Gr.	5	Cornell
Schmitt, Helena E.	Oct. 2, 1911	Third Gr.	5	Drake (N)
Schneckloth, Emily A.	July 1, 1911	Second Gr.	5	I. S. T. C.
Schoelerman, Emma C.	Sept. 26, 1911	First Gr.	L	I. S. T. C.
Schooler, Harriet M.	July 1, 1911	Second Gr.	5	I. S. T. C.
Schroeder, Mary E.	Aug. 1, 1911	First Gr.	5	Exam. (R)
Scott, Emma Jessie	Aug. 1, 1911	First Gr.	5	Drake
Schulte, Harriet	July 1, 1911	First Gr.	5	S. U. I.
Seeger, May	Jan. 20, 1912	Third Gr.	5	Colorado Certif.
Seerley, Helen Clara	July 1, 1911	First Gr.	5	I. S. T. C.
Seitsinger, Lalla F.	July 1, 1911	First Gr.	5	S. U. I.
Selby, Margery L.	Aug. 12, 1911	First Gr.	5	Grinnell
Serr, Rena Anna	Nov. 29, 1911	Third Gr.	5	Michigan Certif.
Shacklett, Winnie L.	Aug. 1, 1911	Second Gr.	5	Drake (N)
Shannon, Myrta A.	Dec. 1, 1911	Primary	5	Exam. (R)
Sharpe, Susie E.	Aug. 1, 1911	Primary	5	Exam.
Shaver, Martha B.	Aug. 15, 1911	Primary	L	Exam.
Shaw, Clara Josephine	Dec. 1, 1911	Drawing	5	I. S. T. C.
Shaw, Olive E.	Sept. 1, 1911	Third Gr.	5	Michigan Certif.
Shearer, Clara M.	Aug. 1, 1911	Primary	5	Exam.
Shearer, Mabel W.	April 16, 1912	Second Gr.	L	Exam.
Shearn, Roy Z.	Mar. 18, 1912	Second Gr.	5	I. S. T. C.
Sheets, Guinnevere	Aug. 19, 1911	First Gr.	5	Cornell
Sheppard, Edwin T.	Jan. 15, 1912	First Gf.	5	I. S. T. C.
Shepperd, Helen M.	Sept. 20, 1911	Third Gr.	5	Nebraska Certif.
Sherer, Nelle V.	May 3, 1912	Second Gr.	L	I. S. T. C.
Sherman, Jay J.	Aug. 1, 1911	Second Gr.	5	Exam.
Sherwood, Elma U.	Mar. 18, 1912	Second Gr.	5	I. S. T. C.
Sherwood, Margaret	July 1, 1911	Music	5	I. S. T. C.
Shields, Amy	Aug. 26, 1911	Third Gr.	5	Highland Park (N)
Shillinglaw, Jessie M.	Dec. 1, 1911	Second Gr.	5	I. S. T. C.
Shircliff, Margaret M.	Aug. 15, 1911	First Gr.	5	S. U. I.
Shoemaker, Rilla	Aug. 30, 1911	Music	5	Exam. (R)
Shuey, Edward H.	July 1, 1911	First Gr.	5	Simpson
Shuplin, Elsie M.	Aug. 1, 1911	Second Gr.	5	Exam. (R)
Shurts, Laura	Aug. 15, 1911	Primary	L	Exam.
Shutts, Hewey J.	Sept. 11, 1911	First Gr.	5	Central
Shutts, Mrs. H. J.	Nov. 24, 1911	Third Gr.	5	Central
Sievers, Mollie	Aug. 19, 1911	First Gr.	5	Grinnell
Simcoke, Helen	Aug. 12, 1911	First Gr.	5	Grinnell
Simons, Malcolm	Oct. 9, 1911	Third Gr.	5	Penn Certif.
Simpson, Mildred	Sept. 1, 1911	First Gr.	5	S. U. I.
Sims, Estelle M.	Sept. 1, 1911	Third Gr.	5	Highland Park (N)
Sinn, Eva May	Sept. 5, 1911	Second Gr.	5	Exam. (R)
Sincks, John Ross	Aug. 15, 1911	Second Gr.	L	Exam.
Slade, Albert A.	July 1, 1911	First Gr.	5	S. U. I.
Sloan, Mary A.	July 1, 1911	First Gr.	5	I. S. T. C.
Smiley, Earl	Sept. 11, 1911	Third Gr.	5	Grinnell
Smiley, Wilford S.	Sept. 16, 1911	First Gr.	5	S. U. I.
Smith, Andrew N.	Aug. 1, 1911	Second Gr.	5	Exam. (R)
Smith, Anne Marie	Oct. 30, 1911	Third Gr.	5	Wisconsin Certif.
Smith, Florence M.	Sept. 30, 1912	Third Gr.	5	Illinois Certif.
Smith, George A.	June 1, 1912	Hygiene	5	Physicians' Certif.
Smith, Gretta M.	Aug. 15, 1911	First Gr.	5	Grinnell

LIST OF PERSONS RECEIVING STATE LICENSES—CONTINUED.

Name	Date Issued	Kind	Term Yrs.	Basis of Issue
Smith, Harry P.	Jan. 1, 1912	First Gr.	5	S. U. I.
Smith, Hiram D.	Aug. 25, 1911	First Gr.	5	Exam. (R)
Smith, Josephine	April 12, 1912	Second Gr.	5	Exam. (R)
Smith, Kathryn	Aug. 12, 1911	First Gr.	5	I. W. U.
Smith, Marion D.	April 10, 1912	Third Gr.	5	Kansas Certif.
Smith, Mary M.	Feb. 20, 1912	First Gr.	L	Coe
Smith, Nellie C.	Sept. 1, 1911	Second Gr.	5	I. S. T. C.
Smith, Winifred L.	Aug. 25, 1911	First Gr.	5	Grinnell
Snook, Esther S.	Jan. 9, 1912	First Gr.	5	Parsons
Snook, Mary B.	Aug. 30, 1911	Third Gr.	5	Parsons
Snyder, Robert S.	July 1, 1911	First Gr.	5	Coe
Snyder, William M.	July 1, 1911	First Gr.	5	Exam.
Sogard, Dora	Mar. 18, 1912	Primary	L	Exam.
Solberg, Anna E.	Aug. 1, 1911	Third Gr.	5	Drake (N)
Soukup, Martha	Aug. 1, 1911	Primary	5	Exam. (R)
Sowles, Julia G.	Aug. 1, 1911	Second Gr.	5	Exam. (R)
Sparks, Orville Guy	Oct. 2, 1911	First Gr.	5	Grinnell
Spenke, Stella M.	Aug. 1, 1911	Second Gr.	5	Exam. (R)
Spencer, Katherine	Aug. 1, 1911	Third Gr.	5	New York Certif.
Spicer, C. N.	Sept. 5, 1911	Second Gr.	5	Exam. (R)
Sporleder, Mary L.	Jan. 2, 1912	First Gr.	L	S. U. I.
Sprague, Ada M.	Aug. 1, 1911	First Gr.	5	Grinnell
Sprague, Edna M.	Mar. 22, 1912	First Gr.	L	S. U. I.
Sprague, Mildred S.	Sept. 1, 1911	First Gr.	5	Grinnell
Spyker, John A.	Aug. 1, 1911	First Gr.	5	Nebraska Certif.
Staines, Florence M.	Aug. 1, 1911	First Gr.	5	Grinnell
Stamford, Mary F.	Oct. 30, 1911	First Gr.	5	I. S. T. C.
Stanley, Lela	Mar. 18, 1912	Second Gr.	L	I. S. T. C.
Stark, Bertha E.	Aug. 15, 1911	Primary	L	Exam.
Starr, Violet	Sept. 25, 1911	Second Gr.	5	Exam. (R)
Steffen, Harriett	July 1, 1911	Music	5	Exam.
Stephens, Alberta	Aug. 1, 1911	First Gr.	5	I. W. U.
Stephenson, Rae	Aug. 25, 1911	Primary	5	Exam.
Steuteville, Mary	Sept. 1, 1911	Third Gr.	5	Nebraska Certif.
Stevens, Blanche M.	July 1, 1911	Second Gr.	5	I. S. T. C.
Stevens, Irma A.	Aug. 1, 1911	Third Gr.	5	Drake (N)
Stewart, Clarence C.	July 1, 1911	First Gr.	5	Exam.
Stewart, Georgia	Aug. 26, 1911	Third Gr.	5	Highland Park (N)
Still, William S.	Aug. 26, 1911	First Gr.	L	Exam.
Stoddard, Edgar R.	Nov. 10, 1911	First Gr.	L	Exam.
Stoelting, Ruby E.	July 1, 1911	Second Gr.	5	I. S. T. C.
Stone, Thomas H.	Aug. 15, 1911	First Gr.	L	Exam.
Stookey, Robert M.	Sept. 29, 1911	Third Gr.	5	Coe
Strand, Rose Lydia	Aug. 15, 1911	Primary	5	I. S. T. C.
Strawbridge, Jessica	Nov. 7, 1911	First Gr.	5	S. U. I.
Strawn, Erwin E.	Aug. 25, 1911	First Gr.	5	I. S. T. C.
Strickler, Mabel	Aug. 15, 1911	Kinderg'ten	5	I. S. T. C.
Stuart, David P.	Aug. 13, 1911	Third Gr.	5	Simpson
Stuart, Jessie Gail	Sept. 16, 1911	Second Gr.	L	Exam.
Stump, Maude E.	Aug. 15, 1911	Primary	5	I. S. T. C.
Sturgeon, Nellie E.	Aug. 15, 1911	Second Gr.	5	I. S. T. C.
Sullivan, Kate E.	Jan. 2, 1912	Second Gr.	5	Exam. (R)
Sunderlin, Myrtle V.	Feb. 2, 1912	Third Gr.	5	Kansas Certif.
Suter, Selma	Aug. 1, 1911	First Gr.	5	S. U. I.
Swartz, Mary H.	June 1, 1912	Primary	L	Exam.
Sweely, Christiana	Aug. 30, 1911	Second Gr.	5	Drake (N)
Sweeney, Izola M.	Aug. 31, 1911	First Gr.	L	Exam.
Swiney, Edward E.	Aug. 12, 1911	First Gr.	5	Ellsworth
Swygard, Jessie E.	Aug. 1, 1911	First Gr.	5	S. U. I.
Sykes, Helen D.	Sept. 25, 1911	Second Gr.	5	Drake (N)
Tabasinsky, Mable	Aug. 15, 1911	Primary	L	Exam.
Taylor, Clara M.	Aug. 1, 1911	Third Gr.	5	Drake (N)
Taylor, Edna Grace	Sept. 16, 1911	First Gr.	5	Drake
Taylor, Isabel M.	Aug. 15, 1911	Second Gr.	5	Exam. (R)
Taylor, Jennie	Aug. 1, 1911	Second Gr.	5	Exam. (R)
Taylor, Verdon	Sept. 1, 1911	Third Gr.	5	So. Dak. Certif.
Teale, Estella	Aug. 1, 1911	Primary	5	Exam.
Tellier, Frank E.	Aug. 26, 1911	First Gr.	L	Grinnell
Templeton, Merle S.	Sept. 16, 1911	First Gr.	5	I. S. O.
Terrell, Ozella A.	Aug. 25, 1911	First Gr.	5	Penn
Thoene, Christine A.	Aug. 15, 1911	First Gr.	5	I. S. T. C.
Thomas, Ada A.	Sept. 9, 1911	First Gr.	5	Grinnell
Thomas, Cora Ethel	Aug. 1, 1911	Primary	5	Drake
Thomas, Corinna M.	Sept. 1, 1911	Third Gr.	5	Michigan Certif.

LIST OF PERSONS RECEIVING STATE LICENSES—CONTINUED.

Name	Date Issued	Kind	Term Yrs.	Basis of Issue
Thomas, Ethel	Sept. 9, 1911	First Gr.	5	Grinnell
Thomas, Hazel V.	Aug. 26, 1911	Third Gr.	5	Highland Park (N)
Thomas, Margarette B.	Oct. 14, 1911	First Gr.	L	Exam.
Thomas, Maude Elsie	Dec. 1, 1911	First Gr.	5	I. S. T. C.
Thompson, Effie V.	July 1, 1911	Music	5	I. S. T. C.
Thompson, Emma L.	Aug. 15, 1911	Second Gr.	5	I. S. T. C.
Thompson, Harry J.	Aug. 1, 1911	Third Gr.	5	U. I. U. (N)
Thompson, Helen J.	July 1, 1911	First Gr.	5	Simpson
Thompson, Ida A.	July 1, 1911	Primary	5	I. S. T. C.
Thompson, Jean	Aug. 25, 1911	First Gr.	5	Cornell
Thompson, Mary A.	Aug. 15, 1911	Second Gr.	5	I. S. T. C.
Thorburn, Rose B.	Aug. 1, 1911	Third Gr.	5	Michigan Certif.
Thornton, Hubert L.	Nov. 18, 1911	Third Gr.	5	Michigan Certif.
Thornwall, Gertrude M.	Aug. 26, 1911	Third Gr.	5	Highland Park (N)
Thorpe, Clarence D.	Oct. 2, 1911	First Gr.	5	Ellsworth
Thorson, Mabel A.	July 1, 1911	Kinderg'ten	5	I. S. T. C.
Thrasher, Lella L.	July 1, 1911	Second Gr.	5	I. S. T. C.
Throckmorton, Daisy A.	Dec. 1, 1911	Primary	5	I. S. T. C.
Tiedeman, Theresa	Aug. 1, 1911	Second Gr.	5	Exam. (R)
Tilton, Mabel L.	July 1, 1911	Second Gr.	5	I. S. T. C.
Timmerman, Melvin R.	Aug. 15, 1911	First Gr.	L	Exam.
Tolstrup, Clara M.	Oct. 16, 1911	Second Gr.	5	Exam. (R)
Toulouse, Besse W.	Feb. 20, 1912	First Gr.	5	Drake
Traviss, Edna Amy	June 1, 1912	Primary	5	Highland Park (N)
Trevor, Una C.	Aug. 12, 1911	First Gr.	5	Lenox
Trotter, Mary B.	April 16, 1912	Primary	L	Exam.
Troutner, Edith	Sept. 1, 1911	First Gr.	5	I. S. C.
Truesdell, Stephen F.	April 16, 1912	Second Gr.	5	So. Dak. Certif.
Tucker, Fred R.	Aug. 12, 1911	First Gr.	5	Cornell
Tufft, J. Edward	Aug. 1, 1911	Third Gr.	5	Highland Park (N)
Tumbleson, Litta	July 1, 1911	First Gr.	5	I. S. T. C.
Turner, Byrle	Aug. 26, 1911	Third Gr.	5	Highland Park (N)
Turner, Eulalie A.	Aug. 15, 1911	Second Gr.	L	Exam.
Tyler, Fred B.	Sept. 16, 1911	Second Gr.	5	Drake (N)
Tyler, Helen Alda	Aug. 1, 1911	Second Gr.	5	Exam. (R)
Uhde, Irma A.	Aug. 19, 1911	First Gr.	5	S. U. I.
Uhl, Mary Caroline	Jan. 2, 1912	First Gr.	5	Grinnell
Unger, Louise	July 1, 1911	First Gr.	5	Buena Vista
Utley, Lulu	Aug. 1, 1911	First Gr.	5	S. U. I.
Utter, Ennis R.	Jan. 2, 1912	Third Gr.	5	Drake
Uttley, Etta B.	Aug. 1, 1911	Primary	5	Exam. (R)
Valgren, Margaret S.	Aug. 15, 1911	Second Gr.	L	Exam.
Valkmann, Harvey F.	Sept. 13, 1911	Second Gr.	L	Exam.
Vander Las, Margaret V.	Aug. 15, 1911	Primary	L	Exam.
Van Ness, Grace R.	Aug. 15, 1911	First Gr.	5	Cornell
Van Niewaal, Margaret	Aug. 1, 1911	First Gr.	5	Central
Van Syoc, Wiltimina	Aug. 29, 1911	Second Gr.	5	Exam. (R)
Van Zante, Nellie F.	July 1, 1911	First Gr.	5	Central
Vass, Edna M.	Aug. 26, 1911	Third Gr.	5	Highland Park (N)
Veline, Albin E.	Sept. 21, 1911	First Gr.	5	I. S. T. C.
Vining, Ida	Sept. 5, 1911	Primary	5	Exam. (R)
Vining, Ida	Dec. 1, 1911	Primary	L	Exam.
Volkman, Arthur	Aug. 15, 1911	Second Gr.	5	I. S. T. C.
Vollertsen, Garnet J.	July 1, 1911	Kinderg'ten	5	I. S. T. C.
Vorhies, Fred	July 1, 1911	First Gr.	5	I. S. T. C.
Wachtel, Inez A.	Sept. 16, 1911	Third Gr.	5	Nebraska Certif.
Wadsworth, Marguerite	Aug. 24, 1911	Primary	5	I. S. T. C.
Wagner, Alma L.	Aug. 15, 1911	First Gr.	L	Simpson
Wagner, Hazel B.	Aug. 12, 1911	First Gr.	5	Grinnell
Wagner, William J.	July 1, 1911	Second Gr.	5	Exam.
Waight, Mrs. Margaret	Aug. 30, 1911	Third Gr.	5	Parsons
Walker, Ruth G.	Aug. 26, 1911	First Gr.	5	U. I. U.
Wallace, Lyla	Aug. 15, 1911	Primary	5	I. S. T. C.
Walpole, Ellen	Aug. 1, 1911	Second Gr.	5	Exam. (R)
Walpole, Fay	Aug. 15, 1911	Primary	5	I. S. T. C.
Walters, Mary	Nov. 27, 1911	First Gr.	5	I. S. T. C.
Waninger, Frank	Jan. 2, 1912	First Gr.	L	Exam.
Ward, Frank	Aug. 1, 1911	Third Gr.	5	Missouri Certif.
Ward, Mary	July 1, 1911	Second Gr.	5	I. S. T. C.
Warden, Julia	Dec. 1, 1911	Second Gr.	5	I. S. T. C.
Warner, Darle W.	Aug. 26, 1911	Third Gr.	5	Highland Park (N)
Warner, Frank	Mar. 1, 1912	First Gr.	5	S. U. I.
Warren, Della P.	Aug. 1, 1911	First Gr.	5	Grinnell
Wassom, Leila M.	Aug. 15, 1911	First Gr.	5	S. U. I.

LIST OF PERSONS RECEIVING STATE LICENSES—CONTINUED.

Name	Date Issued	Kind	Term Yrs.	Basis of Issue
Watkins, Emily	Aug. 15, 1911	Primary	5	I. S. T. C.
Watson, Lou	Sept. 2, 1911	Primary	L	Exam.
Weaver, Helen M.	Aug. 26, 1911	Third Gr.	5	Ellsworth
Weber, George W.	Sept. 16, 1911	First Gr.	5	Exam. (R)
Weisbrod, Elnor B.	Sept. 1, 1911	Third Gr.	5	Charles City (N)
Weisbrod, Florence E.	Sept. 1, 1911	Third Gr.	5	Charles City (N)
Weiser, Ruth B.	July 1, 1911	Two year	2	Exam.
Wellemeyer, Ruth	Sept. 19, 1911	Third Gr.	5	Charles City
Wells, Helen May	Aug. 15, 1911	Dom. Science	5	I. S. T. C.
Wenger, Beula V.	Aug. 1, 1911	First Gr.	5	Coe
Wennholz, Emma L.	Sept. 12, 1911	First Gr.	5	I. S. C.
Wentworth, Lura M.	July 1, 1911	Primary	5	I. S. T. C.
West, Lulu L.	April 16, 1912	Second Gr.	L	Highland Park (N)
West, Sena	Aug. 15, 1911	Second Gr.	L	Exam.
Westcoat, Benj. F.	Feb. 20, 1912	Second Gr.	L	Exam.
Westcott, Iola E.	Sept. 9, 1911	First Gr.	5	Morningside
Westling, Amanda L.	July 1, 1911	Music	5	I. S. T. C.
Wetzel, H. Beulah	Aug. 15, 1911	Primary	L	Exam.
Wheeler, Ella M.	Aug. 25, 1911	First Gr.	5	U. I. U.
Whistler, Madge E.	Sept. 1, 1911	First Gr.	5	I. W. U.
White, Alice J.	Aug. 1, 1911	First Gr.	5	Exam. (R)
White, Anna M.	Jan. 22, 1912	First Gr.	5	S. U. I.
White, Doris E.	Aug. 1, 1911	First Gr.	5	Simpson
White, Evangeline	March 18, 1912	Kinderg'ten	5	I. S. T. C.
Whitley, Grace B.	Aug. 1, 1911	First Gr.	5	S. U. I.
Whitmore, Clara B.	Feb. 20, 1912	First Gr.	5	I. S. T. C.
Whitmore, Gertrude B.	Aug. 1, 1911	First Gr.	5	Parsons
Whitney, Ora M.	Dec. 1, 1911	Primary	L	Exam.
Wichman, Ethel	June 1, 1912	Second Gr.	L	I. S. T. C.
Wiederrecht, James V.	Aug. 15, 1911	First Gr.	5	Cornell
Wiederrecht, Lela M.	Sept. 16, 1911	First Gr.	5	Grinnell
Wiese, Maria Louisa	Sept. 16, 1911	First Gr.	5	Morningside
Wilbur, Arthur J.	July 1, 1911	First Gr.	5	I. S. T. C.
Wilbur, Lydia M.	Mar. 18, 1912	Primary	5	I. S. T. C.
Wilcox, Alfred C.	Aug. 12, 1911	First Gr.	5	Grinnell
Wilcox, George M.	Aug. 12, 1911	First Gr.	5	Cornell
Wilcox, Hiram J.	July 1, 1911	First Gr.	5	Coe
Wilcox, Inez C.	Jan. 2, 1912	First Gr.	5	Exam. (R)
Wilkins, Maude E.	Sept. 20, 1911	Third Gr.	5	Grinnell
Williams, Elsie	Sept. 1, 1911	First Gr.	5	Penn
Williams, Fern M.	Aug. 25, 1911	First Gr.	5	Tabor
Williamson, Ruth E.	Aug. 15, 1911	First Gr.	5	Coe
Wilson, Jennie A.	Dec. 11, 1911	Second Gr.	5	Exam. (R)
Wilson, Pansy B.	July 1, 1911	Primary	5	I. S. T. C.
Wimmer, Albert B.	July 1, 1911	First Gr.	5	Central
Windolf, Edna M.	Aug. 15, 1911	Second Gr.	L	Exam.
Wing, Ellen Jordan	Mar. 1, 1912	First Gr.	L	Exam.
Winzer, Lillian L.	Aug. 1, 1911	Second Gr.	5	Exam. (R)
Winzer, Pamila B.	Aug. 1, 1911	First Gr.	5	Exam. (R)
Wissler, Ernest C.	Sept. 2, 1911	Second Gr.	5	Exam. (R)
Wixtead, Lucle	April 16, 1912	Primary	L	Exam.
Wolff, Marie M.	July 1, 1911	Primary	5	Exam.
Wood, Elsie May	Sept. 21, 1911	Third Gr.	5	Wisconsin Certif.
Wood, Hazel D.	Sept. 20, 1911	First Gr.	5	Drake
Wood, Robert F.	Dec. 1, 1911	First Gr.	L	Exam.
Woods, Nell	Aug. 15, 1911	Second Gr.	5	I. S. T. C.
Woodstock, Charles B.	May 28, 1912	Third Gr.	5	Wisconsin Certif.
Woodward, Elizabeth J.	July 1, 1911	Kinderg'ten	5	I. S. T. C.
Woodward, Laura E.	July 1, 1911	Second Gr.	5	I. S. T. C.
Woodworth, Bertha	Jan. 2, 1912	Third Gr.	5	Grinnell
Woolscroft, M. Vey	July 1, 1911	Third Gr.	5	I. S. T. C.
Wooten, George S.	July 1, 1911	First Gr.	5	Simpson
Work, Abbie A.	Sept. 9, 1911	First Gr.	5	Parsons
Work, Grace M.	Aug. 25, 1911	First Gr.	5	Grinnell
Workman, Clarence M.	July 1, 1911	First Gr.	5	Des Moines
Wright, Amy Ruth	Aug. 1, 1911	First Gr.	5	Grinnell
Wright, F. S.	Sept. 5, 1911	Second Gr.	L	Exam.
Wright, Mabel	Aug. 1, 1911	First Gr.	5	Leander Clark
Wright, May	Mar. 18, 1912	Second Gr.	5	I. S. T. C.
Wright, Ruth	July 1, 1911	First Gr.	5	I. S. T. C.
Wunn, Eliza K.	Aug. 1, 1911	Primary	5	Exam.
Wyant, Marion L.	July 1, 1911	Kinderg'ten	5	I. S. T. C.
Wyant, Richard M.	Aug. 15, 1911	First Gr.	5	I. S. T. C.
Wyland, Elizabeth A.	Oct. 13, 1911	First Gr.	5	Grinnell

LIST OF PERSONS RECEIVING STATE LICENSES—CONTINUED.

Name	Date Issued	Kind	Term Yrs.	Basis of Issue
Yeager, Pauline F.	May 16, 1912	Third Gr.	5	Missouri Certif.
Yeager, Pearl	July 1, 1911	Primary	5	I. S. T. C.
Yerington, William	Nov. 27, 1911	Third Gr.	5	Michigan Certif.
Yockey, Frederick M.	Sept. 8, 1911	First Gr.	5	Simpson
Yocom, Ada M.	Aug. 15, 1911	First Gr.	5	S. U. I.
Young, George W., Jr.	Oct. 25, 1911	First Gr.	5	Cornell
Young, Lida	July 1, 1911	First Gr.	5	Central
Young, Mabel S.	Dec. 1, 1911	First Gr.	L	Exam.
Young, Mary C.	Feb. 8, 1912	Third Gr.	5	Nebraska Certif.
Young, Nellie M.	Feb. 20, 1912	Second Gr.	L	I. S. T. C.
Young, Thomas B.	Aug. 26, 1911	Third Gr.	5	Parsons
Zahm, Hortense M.	Nov. 13, 1911	Third Gr.	5	No. Dak. Certif.
Zalesky, Clara F.	Aug. 26, 1911	Primary	5	Exam.
Zitterell, Wynnie G.	Aug. 1, 1911	First Gr.	5	Central

County Superintendents' Reports

1911-1912

ABSTRACT [A]—REPORTS OF COUNTY SUPERINTENDENTS

FROM JULY 1, 1911, TO JUNE 30, 1912

PUPILS—ENUMERATION, ENROLLMENT, TUITION, GENERAL

Counties	No. of persons between the ages of 5 and 21 years		No. of persons between the ages of 7 and 14 years inclusive		No. of persons 7 to 14 not attending school		Total enrollment	Previously enrolled	Total average attendance	Average tuition per month	Non-Resident Pupils and Tuition				Number of schoolhouses	Value of schoolhouses	Value of apparatus	Number of volumes in libraries	Rooms in which effects of stimulants and narcotics are taught
											Below 9th grade		9th grade and above						
	Males	Females	Males	Females	Males	Females					Number	Amount received	Number	Amount received					
Adair	2,287	2,142	1,272	1,197	4	5	3,850	155	2,569	3.03	89	$ 500.66	81	$ 1,037.40	145	$ 152,600	$ 5,112	8,406	163
Adams	1,707	1,636	997	875	19	2	2,797	139	2,028	3.08	40	101.66	82	1,451.14	112	105,275	4,517	3,905	137
Allamakee	2,930	2,710	1,554	1,456	19	16	3,980	173	2,692	2.43	36	377.86	50	1,013.93	131	154,625	10,378	9,895	157
Appanoose	4,408	4,465	2,520	2,759	70	65	7,570	91	5,856	1.81	69	1,046.36	116	509.17	140	305,145	5,618	4,957	213
Audubon	1,982	1,877	1,132	1,109	2	2	3,111	51	2,014	3.34	10	181.70	43	1,045.37	111	126,730	3,713	5,567	130
Benton	3,446	3,312	1,828	1,724	24	14	5,062	270	3,770	3.03	137	1,303.58	129	2,366.69	183	256,435	21,036	13,649	221
Black Hawk	6,471	6,682	3,685	3,906	43	43	9,717	263	7,752	2.58	28	298.50	37	922.68	153	761,276	26,407	15,291	328
Boone	4,192	4,062	2,284	2,254	9	8	6,636	146	4,834	2.44	134	1,773.45	37	922.68	160	267,445	11,517	17,263	223
Bremer	2,574	2,531	1,335	1,354	20	14	3,666	264	2,545	2.71	176	1,519.40	74	1,100.99	108	146,250	9,616	10,768	139
Buchanan	2,772	2,726	1,519	1,459	21	24	4,502	191	3,023	2.95	87	922.19	79	636.79	146	302,895	11,170	9,123	152
Buena Vista	2,505	2,494	1,367	1,322	32	34	3,737	93	2,879	3.29	53	338.24	77	1,047.20	132	191,002	13,481	38,500	159
Butler	2,602	2,571	1,551	1,506	22	18	4,539	245	3,281	2.83	116	1,119.56	136	1,106.96	148	191,628	9,181	13,283	173
Calhoun	2,644	2,483	1,589	1,497	15	9	4,635	36	3,185	3.11	132	1,228.52	86	1,603.23	145	213,450	12,121	17,000	180
Carroll	3,307	3,340	1,865	1,890	23	14	4,052	318	2,913	3.01	63	800.05	50	779.20	138	207,575	13,727	9,257	171
Cass	2,865	2,761	1,626	1,599	16	2	4,840	217	3,536	2.95	45	672.17	161	2,298.23	154	217,300	8,754	13,327	190
Cedar	2,521	2,402	1,322	1,394	33	20	4,038	72	2,894	3.13	107	1,410.03	154	3,481.43	145	245,805	9,082	10,647	167
Cerro Gordo	3,560	3,601	1,850	1,858	10	4	5,611	242	4,125	3.40	180	830.24	160	2,833.75	147	641,865	35,193	9,223	198
Cherokee	2,301	2,183	1,353	1,250	7	4	3,755	70	2,802	3.25	69	282.70	93	1,894.87	145	222,310	11,115	24,234	175
Chickasaw	2,417	2,445	1,339	1,351	23	15	3,197	166	2,230	2.85	68	107.93	56	666.58	119	122,285	9,042	7,825	143
Clarke	1,533	1,523	914	873	4	2	2,044	140	1,962	2.88	26	232.00	47	316.28	108	116,750	3,711	3,680	126
Clay	2,060	1,998	1,155	1,149	18	10	3,550	172	2,505	3.05	48	485.30	65	43.50	124	147,865	10,249	12,988	141
Clayton	3,958	3,827	2,139	1,958	37	15	5,440	187	3,905	2.79	112	767.42	125	1,180.18	180	234,075	14,541	12,745	189
Clinton	7,024	7,281	3,424	3,548	41	44	8,390	622	6,271	2.88	131	1,108.39	68	1,255.73	187	573,100	19,797	64,920	213
Crawford	3,209	3,022	1,900	1,742	16	17	4,745	84	3,243	3.50	62	635.51	51	1,023.73	179	261,345	25,137	12,817	205
Dallas	3,348	3,319	1,931	1,902	28	21	5,718	226	4,266	3.01	184	1,612.12	147	1,375.13	156	265,024	10,062	13,072	219
Davis	2,049	2,023	1,164	1,046	9	10	3,324	53	2,345	2.35	28	204.25	13	-------	104	100,356	11,912	2,858	120
Decatur	2,717	2,585	1,477	1,369	39	17	4,745	233	3,282	2.43	80	561.88	171	1,103.17	123	134,295	7,914	5,515	168
Delaware	2,954	2,831	1,563	1,563	44	31	4,147	301	2,890	2.73	109	620.11	111	1,893.69	146	147,360	12,767	12,107	164
Des Moines	4,749	4,933	2,517	2,569	11	9	6,867	93	5,251	2.70	54	308.94	33	875.34	101	497,365	30,558	3,063	229
Dickinson	1,534	1,382	844	746	10	8	2,567	199	1,717	3.19	27	72.50	42	747.92	81	113,390	5,775	8,385	99
Dubuque	8,453	8,718	4,111	4,133	25	15	6,627	110	4,680	3.06	28	245.13	-------	-------	149	647,800	12,528	12,133	236
Emmet	1,710	1,531	938	925	71	54	2,692	103	1,943	3.10	6	245.79	96	759.00	84	113,270	6,221	14,035	113
Fayette	4,530	4,385	2,340	2,333	6	5	6,263	262	4,534	2.60	87	720.96	130	1,444.49	186	291,725	14,696	21,494	233
Floyd	2,474	2,427	1,341	1,332	3	2	3,954	93	3,155	2.73	60	339.83	68	1,477.35	121	303,075	14,520	11,320	178
Franklin	2,429	2,282	1,342	1,363	13	7	3,666	116	2,566	3.00	28	415.45	27	775.50	144	133,850	8,980	9,798	168
Fremont	2,495	2,319	1,418	1,331	37	16	4,078	98	3,110	2.92	107	1,351.88	142	1,774.87	127	183,810	10,176	11,706	156
Greene	2,279	2,280	1,258	1,200	19	17	4,226	186	2,814	3.05	89	852.87	106	1,791.54	145	180,220	5,511	7,620	167
Grundy	2,258	2,144	1,247	1,223	11	8	3,352	105	2,392	3.30	72	625.30	96	1,911.82	127	162,510	10,237	6,220	148
Guthrie	2,663	2,621	1,509	1,451	15	15	4,509	148	3,234	2.94	66	138.10	68	792.66	154	155,850	7,780	7,886	186
Hamilton	3,046	2,999	1,633	1,585	13	18	4,670	136	3,315	2.88	126	1,121.41	62	172.17	144	220,425	8,430	7,781	184
Hancock	2,325	2,267	1,245	1,255	8	4	3,617	123	2,499	3.40	52	488.42	35	188.00	137	156,225	10,213	12,965	168
Hardin	3,245	3,058	1,625	1,616	22	4	5,240	80	3,750	2.97	98	878.09	123	1,418.71	150	244,350	12,202	13,143	211
Harrison	3,695	3,735	1,995	2,126	26	6	6,302	244	4,370	2.75	175	1,244.27	196	1,828.12	163	288,226	16,697	10,314	180
Henry	2,327	2,345	1,242	1,322	35	33	4,091	40	2,967	2.90	78	733.10	122	1,938.82	108	221,325	6,767	8,148	161
Howard	2,195	2,104	1,120	1,040	8	3	2,908	120	1,925	2.99	68	430.50	52	691.39	107	130,325	7,448	8,271	130
Humboldt	1,956	1,921	1,063	1,086	5	5	3,165	130	2,271	3.07	129	1,719.52	123	1,889.63	113	147,780	7,461	13,639	141
Ida	1,798	1,740	916	948	4	6	2,867	24	2,034	3.47	25	123.34	88	790.12	106	128,150	8,370	9,508	119
Iowa	2,961	2,880	1,606	1,594	34	24	4,372	151	3,162	2.66	136	914.01	103	2,040.39	143	185,305	9,188	13,422	169
Jackson	3,287	3,196	1,883	1,767	10	9	4,487	230	3,265	2.99	71	799.99	104	1,236.27	153	207,600	9,526	5,702	177
Jasper	3,972	3,999	2,290	2,274	100	56	6,425	241	4,662	2.83	66	805.06	87	1,959.57	192	361,950	9,479	9,790	241
Jefferson	2,366	2,251	1,245	1,229	9	2	3,662	151	2,647	2.76	27	440.84	87	544.25	101	175,825	6,301	7,626	129
Johnson	3,597	3,455	1,856	1,880	19	15	5,283	60	3,845	2.91	61	839.14	125	2,456.35	171	405,025	15,538	14,484	226

ABSTRACT [A]—REPORTS OF
PROM JULY 1, 1911,

PUPILS—ENUMERATION,

Counties	No. of persons between the ages of 5 and 21 years		No. of persons between the ages of 7 and 14 years inclusive		No. of persons 7 to 14 not attending school		Total enrollment	Previously enrolled	Total average attendance
	Males	Females	Males	Females	Males	Females			
Jones	2,937	2,778	1,539	1,570	7	6	4,451	163	3,178
Keokuk	3,317	3,138	1,828	1,744	22	16	5,156	380	3,783
Kossuth	3,988	3,813	2,276	2,124	7	8	6,702	227	3,946
Lee	5,042	5,230	2,375	2,342	66	70	6,035	126	4,458
Linn	9,068	9,403	4,561	4,647	21	23	12,939	628	9,874
Louisa	1,916	1,795	1,098	1,054	24	17	3,140	83	2,317
Lucas	2,137	2,002	1,272	1,112	6	5	3,647	164	2,560
Lyon	2,530	2,378	1,465	1,401	17	7	3,980	191	2,792
Madison	2,392	2,185	1,222	1,178	10	7	3,896	123	2,733
Mahaska	5,145	4,896	2,395	2,347	47	52	7,496	549	5,172
Marion	3,667	3,499	1,918	1,878	62	59	5,964	171	4,072
Marshall	4,177	4,085	2,275	2,098	9	10	6,174	232	4,715
Mills	2,150	2,097	1,148	1,041	27	20	3,738	274	2,586
Mitchell	2,047	2,084	1,090	1,135	3	8	3,055	124	2,265
Monona	2,872	2,631	1,607	1,567	41	23	4,617	115	3,209
Monroe	4,039	3,662	2,026	1,998	49	39	6,658	122	4,531
Montgomery	2,337	2,241	1,307	1,241	1	-------	3,826	158	2,852
Muscatine	3,968	3,851	1,846	1,815	27	25	5,622	148	4,238
O'Brien	2,997	2,981	1,623	1,649	8	3	4,436	172	3,477
Osceola	1,666	1,557	899	892	4	3	2,439	146	1,665
Page	3,414	3,286	1,795	1,655	4	3	5,269	100	4,043
Palo Alto	2,545	2,329	1,453	1,389	19	13	3,919	260	2,556
Plymouth	3,636	3,576	2,067	2,048	31	34	4,496	172	3,348
Pocahontas	2,670	2,455	1,431	1,351	19	9	4,066	161	2,619
Polk	15,512	15,666	6,661	6,717	58	40	23,129	128	17,523
Pottawattamie	8,384	8,409	4,569	4,504	36	29	12,763	213	9,516
Poweshiek	2,891	2,820	1,655	1,696	7	1	4,702	168	3,573
Ringgold	2,060	1,914	1,174	1,123	16	9	3,618	180	2,551
Sac	2,575	2,491	1,418	1,440	19	10	3,939	114	2,961
Scott	8,909	8,536	4,140	3,879	23	16	10,830	148	7,981
Shelby	2,620	2,484	1,374	1,375	2	4	3,748	145	2,492
Sioux	4,459	4,180	2,485	2,373	52	48	5,976	274	4,876
Story	3,510	3,526	1,830	1,968	15	23	5,909	181	4,212
Tama	3,187	3,134	1,808	1,785	33	29	5,080	182	3,752
Taylor	2,384	2,366	1,348	1,305	9	10	4,241	144	3,029
Union	2,416	2,388	1,234	1,287	14	8	4,063	58	3,079
Van Buren	2,149	1,986	1,121	1,109	29	17	3,843	155	2,678
Wapello	5,498	5,548	2,850	2,785	55	26	8,383	241	6,317
Warren	2,731	2,782	1,451	1,513	15	19	4,768	231	3,278
Washington	2,964	2,926	1,591	1,551	11	11	4,837	283	3,524
Wayne	2,560	2,647	1,379	1,394	13	10	4,574	83	3,273
Webster	5,048	5,067	2,544	2,523	8	2	6,706	86	4,856
Winnebago	2,094	2,041	1,176	1,113	13	11	3,372	29	2,433
Winneshiek	3,371	3,357	1,777	1,788	101	93	3,648	468	2,759
Woodbury	10,601	10,322	5,487	5,206	-------	-------	13,146	-------	10,258
Worth	1,704	1,639	938	963	7	6	2,581	63	1,783
Wright	2,941	2,908	1,609	1,666	22	11	4,838	126	3,738
Total	340,052	332,888	180,369	177,686	2,250	1,814	507,109	17,152	368,631

COUNTY SUPERINTENDENTS—CONTINUED
TO JUNE 30, 1912

ENROLLMENT. TUITION					GENERAL				
Average tuition per month	Non-Resident Pupils and Tuition				Number of schoolhouses	Value of schoolhouses	Value of apparatus	Number of volumes in libraries	Rooms in which effects of stimulants and narcotics are taught
	Below 9th grade		9th grade and above						
	Number	Amount received	Number	Amount received					
2.66	78	887.57	84	1,198.18	142	188,725	11,186	13,435	186
2.71	203	1,252.59	212	2,895.12	145	244,540	10,450	12,037	191
3.11	110	529.41	114	2,913.13	223	290,030	14,609	14,875	272
2.72	59	812.88	89	1,380.90	124	462,500	9,806	7,778	204
2.73	312	1,801.17	252	2,220.74	207	341,029	24,066	19,110	454
2.91	42	335.45	50	869.29	95	167,985	5,743	8,472	130
2.31	50	272.53	71	330.52	97	187,630	7,106	7,582	132
3.21	94	1,187.99	54	1,298.19	139	158,754	9,807	8,940	166
2.95	63	708.44	141	2,106.53	142	165,838	6,335	5,851	163
2.57	113	1,283.79	52	507.12	156	329,050	14,034	9,867	238
2.54	82	669.52	90	1,396.89	147	233,085	8,392	8,654	181
2.93	121	1,538.51	88	1,436.69	151	660,050	5,410	11,145	227
2.71	149	616.06	135	2,380.70	94	149,250	8,026	10,286	130
2.86	77	527.40	110	1,908.52	104	163,950	12,015	14,127	119
2.90	113	1,921.17	85	1,844.00	150	208,218	7,904	8,577	196
1.88	81	673.74	94	1,861.95	109	196,625	9,580	5,282	157
3.05	57	441.67	139	2,119.66	114	209,350	9,794	11,098	161
2.76	119	1,649.04	142	1,701.42	103	330,378	7,016	6,946	159
3.08	69	682.00	144	2,042.32	142	235,420	12,700	23,534	174
3.33	32	200.56	22	339.50	94	104,410	4,790	11,773	97
2.87	88	663.50	179	1,978.11	136	271,400	16,533	11,791	177
3.09	52	681.38	55	809.64	134	140,050	11,703	21,429	165
3.36	149	1,236.60	76	853.41	180	288,945	19,718	13,599	200
3.04	57	178.24	111	710.52	138	171,905	10,749	16,303	176
3.40	220	2,261.97	191	2,368.17	210	3,597,044	202,091	9,697	181
2.81	130	1,282.30	153	2,787.65	257	654,150	22,896	17,831	432
3.07	122	1,338.73	158	4,366.15	144	330,755	14,826	9,673	185
3.13	110	583.08	131	1,010.80	131	124,775	8,205	4,814	153
3.11	79	1,383.34	92	3,507.34	139	211,140	8,080	13,389	162
2.98	126	1,144.40	88	210.63	128	1,419,175	17,935	10,763	269
3.50	75	710.33	65	392.79	143	148,951	7,737	14,856	151
2.87	52	979.75	74	1,113.36	184	263,890	20,200	18,160	194
3.00	104	1,071.63	181	2,897.51	154	386,700	15,120	10,930	234
3.25	139	1,247.27	132	2,016.62	183	307,175	12,848	13,366	209
2.71	141	1,549.40	78	1,165.54	126	184,550	6,300	6,204	162
2.85	63	634.50	140	1,857.48	119	254,391	8,336	4,165	129
2.53	189	1,109.42	134	818.11	113	130,575	4,091	5,067	153
2.49	134	1,449.52	73	1,749.80	118	537,475	12,168	12,679	229
2.57	94	702.99	127	2,751.77	142	211,080	8,274	7,407	177
2.79	121	970.58	166	4,649.93	131	214,771	10,110	13,756	183
2.52	147	1,757.07	172	954.71	127	206,650	11,410	10,259	184
2.89	103	1,150.93	49	1,172.75	190	522,465	18,676	26,727	242
2.55	44	400.05	48	505.52	93	135,355	8,320	5,074	124
2.89	43	563.39	38	389.65	150	167,695	10,169	13,040	185
3.08	-------	131.00	-------	1,825.09	214	1,389,700	24,848	15,513	475
2.77	11	103.92	11	75.38	97	92,560	8,401	10,482	113
2.76	70	218.50	122	1,850.00	136	214,550	19,779	15,674	155
$ 2.88	8,842	$ 80,336.50	9,666	$ 142,788.80	13,870	$ 80,069,711	$1,339,823	1,183,151	13,274

ABSTRACT [A] REPORTS OF

FROM JULY 1, 1911,

Counties	Sub-districts	Corporations			Directors			Schools		
		School townships	Independent city, town and village corporations	Rural independent districts	School townships	Cities and towns—independent	Rural independents	Number rooms in rural schools	Number rooms in graded schools	Average number months taught
Adair	129	15	5	10	131	25	30	139	30	8.4
Adams	77	9	5	28	81	25	84	105	33	8.4
Allamakee	59	9	8	63	62	40	189	125	32	8.2
Appanoose	95	13	12	23	103	60	69	121	96	8
Audubon	106	12	4	------	106	20	------	110	23	8.3
Benton	82	10	12	87	84	60	261	166	64	8.7
Black Hawk	76	10	6	60	77	34	180	131	206	8.7
Boone	92	11	9	49	97	45	147	143	94	8.4
Bremer	40	6	9	58	42	45	174	97	48	8.3
Buchanan	77	9	10	52	83	50	156	136	52	8.8
Buena Vista	113	14	9	5	118	45	15	118	55	8
Butler	96	11	10	39	99	50	117	133	55	8.5
Calhoun	131	16	10	------	133	50	------	131	62	8.6
Carroll	103	13	12	16	107	60	50	122	63	8.8
Cass	130	15	8	9	133	40	27	140	63	8.5
Cedar	98	12	14	31	104	70	93	133	50	8.6
Cerro Gordo	109	13	7	22	109	35	66	137	95	8.6
Cherokee	125	15	8	7	133	40	21	135	48	8.4
Chickasaw	52	5	9	53	55	45	159	107	44	8.4
Clarke	78	9	4	24	78	20	72	104	22	8.2
Clay	111	14	6	2	119	30	12	111	41	8.4
Clayton	140	18	16	19	146	80	57	165	61	8.6
Clinton	134	17	13	23	141	71	69	156	141	9
Crawford	168	20	10	------	168	50	------	168	63	8.7
Dallas	112	13	14	21	111	70	63	138	86	8.5
Davis	33	5	9	61	37	43	183	95	31	7.2
Decatur	66	9	10	44	71	50	132	110	58	8
Delaware	111	14	9	16	114	45	48	133	44	8.6
Des Moines	28	6	6	54	32	32	162	84	153	9
Dickinson	67	12	5	2	74	25	6	74	31	8.4
Dubuque	68	10	10	43	71	52	129	128	129	9.5
Emmet	70	10	2	------	74	10	------	77	37	8.6
Fayette	100	12	14	70	106	70	210	168	87	8.5
Floyd	101	11	5	11	104	25	33	111	68	9
Franklin	100	12	8	30	100	40	90	136	34	8.6
Fremont	103	11	8	13	104	40	35	116	50	8.9
Greene	127	14	8	9	132	40	27	137	43	8.5
Grundy	73	9	9	44	77	45	132	115	35	8.7
Guthrie	134	15	9	6	137	45	18	142	55	8.5
Hamilton	107	14	9	24	110	45	72	132	61	8.3
Hancock	128	16	9	------	126	45	------	128	43	8
Hardin	77	8	12	53	78	58	159	133	78	8.5
Harrison	119	16	10	24	126	50	72	150	76	9
Henry	32	4	10	62	34	50	186	95	57	8.5
Howard	92	11	4	7	97	20	21	101	31	8.5
Humboldt	85	10	10	9	90	50	27	99	51	8.6
Ida	99	12	5	------	101	25	------	99	35	8.6
Iowa	70	10	7	58	76	35	174	134	55	8.7
Jackson	105	14	9	36	112	45	108	144	63	8.2
Jasper	147	16	11	29	147	49	87	176	87	8.6
Jefferson	68	9	6	23	73	30	69	94	51	8.4
Johnson	113	16	5	43	121	25	129	160	69	8.6

COUNTY SUPERINTENDENTS—CONTINUED

TO JUNE 30, 1912

Teachers—Number, Employment, Compensation, Examination, Necessary

Number employed		Total number months employed		Av. No. mos. employed		Average compensation per month		Certificates issued		Number teachers necessary
Males	Females	Males	Females	Males	Females	Males	Females	Males	Females	
33	233	176.25	1,254.25	------	------	$ 57.10	$ 44.12	30	197	173
18	196	89.50	1,011.38	------	------	75.36	45.10	14	146	140
14	213	89.00	1,219.00	------	------	72.49	38.58	8	193	160
42	217	313.00	1,465.25	------	------	59.68	45.12	49	168	230
27	166	116.50	1,001.50	------	------	67.38	48.32	16	91	139
33	310	183.50	1,871.00	------	------	77.05	45.29	24	196	251
40	404	268.70	2,700.60	------	------	115.56	52.93	19	216	338
29	329	178.00	1,934.33	------	------	74.86	44.87	13	136	250
19	203	101.00	1,130.75	------	------	72.36	44.78	16	136	145
22	269	148.00	1,597.50	------	------	68.10	42.89	16	161	202
21	202	134.00	1,401.50	------	------	85.60	45.76	7	155	177
29	248	179.50	1,475.00	------	------	68.21	46.08	11	140	197
21	260	131.75	1,616.50	------	------	75.56	46.46	9	187	202
20	219	141.50	1,440.50	------	------	78.63	45.66	17	184	191
17	271	127.50	1,706.70	------	------	81.80	46.32	20	352	214
35	244	210.00	1,436.00	------	------	68.26	44.43	22	112	198
31	283	231.50	2,058.00	------	------	80.45	49.79	12	167	292
23	271	158.00	1,395.10	------	------	84.03	45.79	10	184	190
15	181	87.50	1,170.50	------	------	75.69	39.98	60	216	160
28	148	154.50	900.00	------	------	52.48	42.05	31	133	133
19	204	125.50	1,209.00	------	------	73.75	45.20	21	142	171
27	260	216.80	1,790.60	------	------	76.32	43.00	19	166	240
21	321	197.00	2,739.00	------	------	93.13	51.98	15	270	336
30	288	193.50	1,804.00	------	------	82.38	45.91	8	251	234
29	274	200.50	1,877.50	------	------	86.17	49.20	17	168	260
39	117	212.50	668.00	------	------	52.17	42.92	38	100	126
32	170	221.00	1,154.00	------	------	63.67	43.30	30	133	174
17	230	111.50	1,422.30	------	------	78.36	41.61	12	142	180
35	227	287.50	1,871.50	------	------	92.71	53.94	16	158	235
14	122	103.75	819.50	------	------	73.82	46.86	7	88	117
22	275	184.75	2,425.00	------	------	121.56	46.89	7	224	286
12	117	93.00	919.50	------	------	80.59	48.23	11	92	113
29	322	176.00	2,004.00	------	------	71.40	43.81	16	201	279
15	206	119.00	1,461.00	------	------	90.27	45.69	6	150	179
34	224	182.00	1,258.50	------	------	56.91	44.60	19	222	176
18	200	135.00	1,479.50	------	------	86.12	46.66	12	184	186
30	238	188.50	1,396.00	------	------	68.81	43.25	25	188	191
17	227	104.75	1,242.50	------	------	77.07	47.46	13	132	162
29	270	185.00	1,501.00	------	------	69.31	45.27	32	198	200
21	263	138.75	1,434.00	------	------	80.54	47.44	11	162	199
13	196	96.00	1,298.50	------	------	68.42	45.68	10	220	171
31	257	207.00	1,623.75	------	------	79.29	48.08	17	192	220
31	305	229.00	1,884.00	------	------	82.22	47.15	13	174	245
26	173	171.00	1,196.50	------	------	74.22	50.28	40	195	204
16	167	100.00	1,042.75	------	------	67.45	40.78	11	115	135
15	182	101.50	1,145.55	------	------	81.27	44.96	5	109	150
20	207	103.00	1,149.00	------	------	76.77	45.99	11	144	144
32	250	230.50	1,339.00	------	------	54.09	45.75	16	142	185
3	222	207.50	1,578.75	------	------	69.63	42.13	20	168	211
28	344	184.50	2,122.75	------	------	78.00	46.73	20	211	273
22	173	172.40	1,027.90	------	------	71.64	44.65	24	118	145
31	320	198.10	1,773.65	------	------	72.45	46.09	26	196	226

ABSTRACT [A] REPORTS OF

FROM JULY 1, 1911

Counties	Sub-districts	Corporations			Directors			Schools		
		School townships	Independent city, town and village corporations	Rural independent districts	School townships	Cities and towns—independent	Rural independents	Number rooms in rural schools	Number rooms in graded schools	Average number months taught
Jones	71	9	9	54	73	45	162	129	57	8.5
Keokuk	24	2	17	96	26	85	288	124	81	8.4
Kossuth	217	27	11	1	227	55	3	226	65	8.3
Lee	47	7	8	57	49	42	171	98	119	8.7
Linn	105	11	20	57	113	102	173	167	296	8.8
Louisa	59	9	12	18	63	58	54	82	51	8.6
Lucas	33	4	4	56	33	20	168	90	42	8.2
Lyon	95	13	8	10	96	40	32	132	45	8.7
Madison	104	12	8	19	108	40	57	132	51	8
Mahaska	70	9	10	63	75	46	189	145	97	8.4
Marion	22	4	16	96	25	80	288	131	79	8.3
Marshall	87	12	11	47	98	55	141	124	116	8.9
Mills	20	4	8	56	20	42	168	84	54	9
Mitchell	48	8	11	35	52	55	105	80	53	8.6
Monona	119	16	10	9	128	50	31	142	59	8.8
Monroe	60	7	7	33	63	35	99	99	70	8.3
Montgomery	85	10	6	17	90	30	51	103	55	8.5
Muscatine	67	11	7	20	70	35	60	89	103	9.4
O'Brien	125	15	6	1	128	30	5	139	57	8.7
Osceola	91	11	3	------	91	15	------	95	29	7.9
Page	73	10	13	43	76	65	129	116	93	8.7
Palo Alto	124	16	8	------	124	40	------	125	40	9
Plymouth	160	23	11	1	169	55	3	172	62	8.7
Pocahontas	124	15	7	8	131	35	24	129	48	8.5
Polk	86	13	9	41	88	47	123	132	491	9.3
Pottawattamie	213	25	13	15	225	67	45	228	223	8.9
Poweshiek	115	14	8	16	120	40	48	131	79	8.6
Ringgold	86	11	10	38	88	50	114	120	45	8.3
Sac	132	16	9	------	134	45	------	127	54	8.7
Scott	77	13	10	19	87	52	59	99	264	9.8
Shelby	129	16	8	2	132	40	6	133	42	8.3
Sioux	160	21	12	2	165	60	8	172	69	8.9
Story	108	14	17	15	109	85	45	123	111	8.5
Tama	96	12	11	71	95	55	213	167	64	8.5
Taylor	87	12	11	26	96	55	78	118	57	8.5
Union	88	10	8	16	88	40	48	104	70	8.5
Van Buren	57	7	16	41	57	78	123	108	48	7.8
Wapello	54	8	7	40	56	37	120	102	128	8.8
Warren	52	7	14	74	55	70	222	127	59	8.3
Washington	40	5	9	77	42	45	231	119	67	8.5
Wayne	92	13	10	24	90	46	72	116	72	8.5
Webster	136	18	10	34	142	52	102	168	103	8.6
Winnebago	70	9	7	12	73	35	36	84	44	8
Winneshiek	99	14	12	33	104	60	99	137	54	7.8
Woodbury	125	16	15	32	125	75	96	178	297	8.7
Worth	88	12	6	------	92	30	------	89	30	7.8
Wright	119	15	8	8	127	40	24	133	67	8.4
Total	9,304	1,181	920	2,903	9,671	4,608	8,733	12,510	7,599	8.6

COUNTY SUPERINTENDENTS—CONTINUED

TO JUNE 30, 1912

Teachers—Number, Employment, Compensation, Examination, Necessary

Number employed		Total number months employed		Av. No. mos. employed		Average compensation per month		Certificates issued		Number teachers necessary
Males	Females	Males	Females	Males	Females	Males	Females	Males	Females	
24	206	168.00	1,387.50	------	------	72.98	43.47	8	108	196
43	224	282.25	1,426.00	------	------	64.04	47.74	37	218	209
29	317	172.75	2,039.90	------	------	68.54	43.77	24	211	258
24	227	189.75	1,604.50	------	------	93.10	53.88	14	171	223
42	552	270.00	3,872.00	------	------	79.37	55.94	33	432	440
23	144	154.00	977.50	------	------	76.16	47.13	22	133	142
22	138	153.00	901.00	------	------	64.41	43.31	16	136	132
32	193	206.25	1,367.60	------	------	67.85	46.82	28	167	187
27	231	151.00	1,280.00	------	------	70.39	44.14	25	182	182
40	299	240.50	1,780.40	------	------	70.43	52.64	26	157	245
28	253	194.40	1,552.10	------	------	68.25	46.73	24	167	215
20	294	160.25	2,009.50	------	------	90.73	53.96	10	160	247
8	151	72.00	1,129.50	------	------	91.25	49.58	6	154	138
10	158	84.50	1,100.25	------	------	92.41	43.5.	8	113	138
16	259	123.33	1,642.66	------	------	81.44	43.45	6	130	198
26	178	180.00	1,267.00	------	------	69.31	46.07	13	179	190
27	207	172.75	1,246.00	------	------	74.14	49.74	22	142	163
24	237	182.50	1,819.75	------	------	88.50	51.64	12	153	220
21	228	156.50	1,678.75	------	------	82.68	46.74	2	190	207
16	146	93.50	855.70	------	------	60.78	45.19	13	138	125
23	233	152.00	1,660.95	------	------	87.45	52.53	15	237	282
18	199	108.70	1,343.00	------	------	73.61	43.86	8	220	176
12	277	97.50	1,909.00	------	------	89.74	46.82	2	173	237
29	231	164.00	1,327.40	------	------	65.24	42.95	25	156	187
56	706	500.75	6,250.75	------	------	124.12	78.83	29	547	722
32	529	244.00	3,889.30	------	------	101.36	54.62	20	325	463
38	267	215.05	1,569.45	------	------	73.94	49.84	30	191	210
21	176	153.00	1,210.00	------	------	53.10	48.10	17	150	168
18	247	136.50	1,485.50	------	------	83.82	46.37	10	165	192
42	337	361.70	3,041.75	------	------	132.49	60.68	19	243	367
29	209	188.00	1,283.30	------	------	64.86	47.14	17	183	179
29	248	216.25	2,044.50	------	------	75.33	47.08	14	222	264
39	279	258.00	1,774.75	------	------	81.37	48.88	28	209	252
30	299	192.50	1,868.00	------	------	83.59	47.23	12	195	240
28	213	184.00	1,279.50	------	------	60.98	45.92	38	180	176
25	203	155.00	1,330.00	------	------	79.06	46.70	20	220	170
27	172	162.75	992.20	------	------	64.48	43.03	26	121	156
31	267	247.50	2,246.50	------	------	94.14	51.76	17	265	282
34	227	194.00	1,289.00	------	------	62.86	44.77	31	176	186
18	234	139.50	1,488.00	------	------	82.73	48.11	8	168	196
34	168	219.00	1,106.50	------	------	71.30	48.99	32	141	182
22	362	150.00	2,183.75	------	------	99.05	48.47	10	186	200
12	139	92.50	932.00	------	------	73.91	45.69	13	217	180
35	202	199.50	1,134.50	------	------	54.44	45.16	21	145	194
63	510	500.50	3,823.50	------	------	108.93	59.65	------	------	430
13	125	77.50	799.00	------	------	69.11	41.71	13	77	119
29	229	149.75	1,572.00	------	------	82.99	47.26	10	111	207
2,000	24,148	17,462.68	159,243.97	6.7	6.5	$ 79.11	$ 48.71	1,798	17,488	20,987

ABSTRACT [B]—REPORTS OF

SCHOOL FINANCES FROM

TEACHERS'

Counties	Debit						Credit					
	On hand July 1, 1911	Received from district tax	Received from semi-annual apportionment	Received from tuition	Received by transfer from schoolhouse fund	Received from other sources	Paid Teachers Since Last Report: Males	Paid Teachers Since Last Report: Females	Paid for tuition (Sec. 2774-2803)	Paid for library books (Sec. 2828h)	Paid for other purposes	On hand June 30, 1912
Adair	$ 26,601.25	$ 53,214.69	$ 7,718.65	$ 1,318.84	$ 1,382.31	$ 250.00	$ 19,485.74	$ 9,114.00	$ 56,035.30	$ 845.46	$ 128.99	$ 6.99
Adams	27,217.70	44,879.55	5,566.30	1,624.89	77.44	359.91	19,650.79	6,700.00	45,507.03	1,433.63	10.65	329.50
Allamakee	22,704.06	42,281.88	7,444.86	1,391.79	48.39	708.43	24,559.01	6,451.25	47,036.41	678.92	192.31	83.46
Appanoose	32,508.02	73,196.34	9,358.14	1,955.58		3,170.76	19,778.79	17,958.96	66,158.77	1,262.90	10.05	1,307.82
Audubon	15,353.09	47,970.27	6,156.36	1,227.07		1,897.06	12,785.84	7,779.25	48,462.18	972.81	84.00	175.20
Benton	50,094.32	85,308.08	10,311.50	3,716.53		403.67	149,734.10	14,053.50	84,737.13	3,030.39	111.48	933.53
Black Hawk	43,024.99	163,595.60	18,888.07	1,401.18		99.18	227,099.02	31,052.14	145,949.22	2,969.58	20.00	744.80
Boone	52,528.41	82,929.80	13,614.48	3,531.56	280.52	855.84	163,740.61	13,325.10	86,402.59	2,395.09	736.38	1,718.76
Bremer	23,080.96	46,331.57	7,521.70	2,620.39	500.00	472.27	80,526.89	7,308.88	51,077.09	1,814.93	41.00	181.09
Buchanan	41,812.30	62,276.73	12,004.67	1,558.98	101.53	625.91	118,439.11	10,647.54	67,670.15	440.75	96.84	581.74
Buena Vista	27,767.85	66,876.92	8,651.88	1,165.69		1,112.53	105,974.93	11,420.26	63,060.50	723.15	146.64	2,739.80
Butler	37,081.81	72,589.37	8,732.90	2,226.52		419.12	121,049.78	12,222.98	67,281.16	1,899.98	262.72	.35
Calhoun	26,742.87	70,700.52	9,278.02	2,826.73		254.81	119,802.97	10,029.00	75,349.32	1,515.98	122.44	9.45
Carroll	29,643.57	69,790.57	10,837.52	1,579.25	19.80	1,620.55	113,491.26	11,087.58	65,675.44	1,149.62	67.88	353.81
Cass	33,136.07	77,468.39	9,555.76	2,870.40	600.00	.67	132,688.49	10,430.22	79,070.64	1,579.36	46.91	500.87
Cedar	31,052.45	66,119.56	11,176.41	4,891.46	3.10	147.53	113,390.51	14,434.86	64,692.60	3,676.84	90.24	71.22
Cerro Gordo	28,490.43	88,802.30	8,968.36	2,671.49		6,053.18	135,375.76	20,072.95	92,581.52	2,893.19	106.86	726.43
Cherokee	23,990.91	66,483.81	11,842.50	2,177.57		517.29	105,012.08	18,374.33	65,073.25	1,455.97	37.95	511.16
Chickasaw	24,648.70	46,895.12	6,982.24	1,528.34	1.59	845.91	80,841.99	5,827.11	48,954.50	960.93	5.99	24,591.42
Clarke	18,962.41	40,382.80	5,068.68	548.28	.14	420.36	65,283.97	8,022.12	38,667.63	573.30	70.17	304.40
Clay	29,969.83	56,078.50	7,054.99	650.00	251.43	500.00	94,559.35	9,256.02	54,649.50	726.84	84.07	251.43
Clayton	39,693.75	80,071.55	9,544.34	1,963.60	170.35	40.60	131,484.19	16,556.48	76,067.06	1,140.52	267.38	237.64
Clinton	39,412.78	141,223.49	16,573.08	2,364.12	396.45	14,371.72	214,311.64	18,345.76	142,382.33	1,266.81	293.81	794.22
Crawford	49,632.96	87,086.37	10,686.88	1,663.42		721.94	149,821.57	15,939.91	82,823.06	991.75	306.35	487.83
Dallas	41,861.07	94,223.91	11,032.70	2,987.25		614.70	150,719.63	17,278.47	92,364.27	2,525.82	200.69	784.60
Davis	10,245.80	34,340.50	5,712.55	204.25	24.77	419.97	50,947.84	10,672.18	38,831.42	208.65	27.85	310.03
Decatur	27,112.22	54,771.51	12,179.83	1,925.05	274.85	675.10	96,678.56	13,783.94	50,849.62	1,313.41	56.91	608.94
Delaware	38,797.42	54,906.47	8,301.39	2,513.80		1,015.30	105,534.29	8,737.13	59,185.07	2,068.44	122.14	865.71
Des Moines	48,069.05	124,441.09	11,507.45	1,184.28	204.23	129.56	186,135.66	25,366.52	105,195.09	1,716.48	17.76	395.94
Dickinson	20,464.63	40,814.96	4,838.99	666.12		35.47	66,360.17	7,689.30	38,848.64	274.42	39.57	21.29
Dubuque	28,653.33	111,756.05	21,092.08	245.13	19.20	405.03	162,080.82	22,432.00	113,665.70	66.96	88.65	491.40
Emmet	15,276.36	42,240.94	4,776.27	1,004.79		4,141.91	67,449.27	7,130.00	45,885.49	434.79	14.29	30.00
Fayette	44,831.03	87,573.39	11,765.95	2,165.45	107.34	614.56	147,057.69	12,346.78	88,156.97	1,285.30	134.39	1,012.30
Floyd	34,483.97	71,977.22	8,127.44	1,393.04	12.06	440.40	96,244.14	10,565.53	67,100.05	936.55	44.70	861.49
Franklin	25,365.72	64,476.57	7,050.20	1,190.95	16.24	436.94	98,590.62	19,336.00	56,131.29	1,768.28	175.39	452.75
Fremont	30,928.12	72,941.48	7,388.05	3,126.75		951.04	115,335.44	10,688.51	70,182.48	1,792.17	20.84	1,167.53
Greene	32,397.77	60,379.77	8,261.98	2,644.41	298.65	1,091.09	100,673.67	13,620.18	69,039.38	1,496.78	88.71	250.47
Grundy	41,845.20	80,296.48	9,670.66	2,637.12		348.43	104,507.88	8,072.16	58,969.99	413.60	10.45	205.60
Guthrie	38,657.34	77,518.06	10,431.16	980.76		744.60	128,381.92	12,822.28	67,955.81		14.80	222.95
Hamilton	35,367.07	74,114.52	11,903.56	1,293.58		39.98	122,718.70	11,415.48	67,810.87	503.50	167.68	18.66
Hancock	34,226.34	60,120.89	8,714.76	676.42	200.00	258.72	104,167.07	6,067.22	60,417.32	467.68	244.48	891.63
Hardin	50,103.41	86,319.22	9,048.04	2,389.30	427.74	335.43	148,614.14	16,772.37	77,933.63	1,108.03	281.02	270.98
Harrison	49,282.29	91,497.28	11,257.76	2,770.42	649.48	1,626.15	157,994.26	18,053.12	89,270.29	501.02	39.70	85.98
Henry	38,813.11	67,690.33	8,267.49	2,671.92		449.96	117,892.81	12,692.50	60,154.30	800.14	51.85	1,237.13
Howard	13,817.91	40,788.16	5,976.25	1,128.64		1,005.99	63,316.95	6,419.25	43,226.05	729.70	29.76	826.87
Humboldt	24,505.79	51,778.03	6,786.50	3,159.90	580.22	400.99	87,211.43	8,268.75	51,610.18	1,853.80	24.85	282.54
Ida	20,256.29	54,782.00	3,155.20	913.46	800.00	1,994.55	81,901.60	7,999.50	52,848.13	628.02		11.30
Iowa	25,291.73	62,960.35	8,899.41	2,954.40	.22	5,023.63	105,149.75	12,468.21	61,271.38	972.42	111.86	3,362.00
Jackson	35,250.25	71,475.50	7,306.01	2,036.26	19.85	148.50	116,256.46	14,300.00	66,077.87	719.32		85.08
Jasper	58,229.01	93,407.96	14,480.93	2,496.71		587.50	169,202.08	14,390.97	99,195.12	1,833.23	112.45	619.05
Jefferson	24,541.95	49,794.33	6,756.00	985.09	425.63	976.30	83,479.30	12,359.50	46,213.77	536.37	129.86	1,125.60
Johnson	23,733.43	84,828.11	11,063.25	3,295.49	129.49	3,043.69	126,113.44	14,566.05	83,626.70	2,446.99	58.64	1,638.82

COUNTY SUPERINTENDENTS

JULY 1, 1911, TO JUNE 30, 1912.

FUND

Total Debit or Credit	On hand June 30, 1912
$ 24,364.94	
25,578.38	
20,147.63	
32,660.28	
15,710.40	
46,286.07	
49,313.19	
48,972.69	
20,105.36	
39,042.09	
27,491.48	
29,382.69	
32,776.78	
35,156.93	
31,260.41	
29,435.35	
19,135.01	
24,591.42	
24,900.21	
17,196.39	
29,961.49	
37,215.17	
51,318.71	
49,272.07	
37,565.78	
10,897.70	
30,055.74	
34,555.89	
53,443.87	
19,386.93	
25,316.14	
14,954.79	
44,121.95	
16,435.82	
29,672.91	
31,583.91	
25,178.15	
36,830.68	
47,266.08	
42,802.61	
36,108.74	
52,248.08	
49,144.18	
42,956.89	
12,085.32	
25,171.31	
20,564.05	
26,963.88	
32,776.78	
35,156.93	
31,260.41	
29,435.35	
19,135.01	
24,591.42	
24,900.21	
17,196.39	
29,961.49	
37,215.17	
51,318.71	
49,272.07	
37,565.78	
10,897.70	
30,055.74	
34,555.89	
53,443.87	
19,386.93	
25,316.14	
14,954.79	
44,121.95	
16,435.82	
29,672.91	
31,583.91	
25,178.15	
36,830.68	
47,266.08	
42,802.61	
36,108.74	
52,248.08	
49,144.18	
42,956.89	
12,085.32	
25,171.31	
20,564.05	
26,963.88	
35,214.19	
53,051.26	
23,123.14	
22,837.24	

ABSTRACT [B] REPORTS OF

SCHOOL FINANCES FROM

TEACHERS'

Counties	Debit						Credit					
	On hand July 1, 1911	Received from district tax	Received from semi-annual apportionment	Received from tuition	Received by transfer from schoolhouse fund	Received from other sources	Total Debit or Credit	Paid Teachers Since Last Report: Males	Paid Teachers Since Last Report: Females	Paid for tuition (Secs. 2774-2805)	Paid for library books (Sec. 2805b)	Paid for other purposes	On hand June 30, 1912
Jones	59,384.48	60,810.60	8,086.40	2,083.75	1,660.92	631.33	132,657.48	12,209.50	60,321.02	1,045.52	42.15	335.74	38,553.55
Keokuk	46,129.56	73,259.00	8,775.26	4,147.71	203.90	955.82	133,511.24	17,715.75	68,436.70	2,702.47	64.57	613.38	43,888.37
Kossuth	52,904.84	90,945.31	11,521.34	2,824.46	110.15	619.02	158,925.12	11,861.20	94,464.82	350.17	142.26	46.85	51,150.82
Lee	25,372.80	91,707.62	12,311.56	2,193.78	3.81	11,311.03	142,900.49	18,920.29	85,148.82	1,060.31	69.20	15,351.56	22,343.92
Linn	55,542.19	211,234.50	26,456.69	4,021.91	216.98	5,482.96	302,948.92	21,187.64	214,310.48	2,293.15	112.21	5,846.87	59,288.57
Louisa	22,772.04	56,171.88	7,331.00	1,204.74	----------	111.00	86,590.66	11,729.48	46,679.75	646.49	17.15	326.59	27,730.20
Lucas	19,223.41	43,259.09	9,109.96	603.05	934.65	445.44	73,575.61	9,855.00	39,019.70	831.78	89.63	244.56	23,534.54
Lyon	31,550.65	60,366.88	7,015.69	2,486.18	308.53	1,106.61	108,924.54	14,084.09	65,530.40	1,277.78	23.33	603.42	27,405.61
Madison	23,144.55	59,267.65	6,801.22	2,814.97	327.18	316.48	92,672.05	10,415.49	56,742.63	2,338.17	35.03	599.71	22,611.11
Mahaska	48,283.76	100,581.73	12,522.30	1,790.91	351.99	821.10	164,750.79	16,939.10	93,758.98	1,256.16	74.37	167.62	52,554.56
Marion	49,735.54	76,862.61	9,924.34	2,065.86	110.11	317.14	139,019.60	14,853.16	70,858.79	1,248.65	69.48	1,985.76	49,003.85
Marshall	43,711.68	113,997.73	13,868.40	2,975.20	.94	1,037.08	175,681.03	14,540.00	108,440.66	1,666.72	8.60	1,284.40	49,740.65
Mills	34,701.65	53,697.74	7,374.60	2,906.76	151.76	502.50	99,425.01	6,550.54	55,995.32	1,836.94	89.66	33.46	34,929.09
Mitchell	25,031.05	45,569.03	7,561.44	2,435.02	7.30	2,006.91	83,198.65	7,899.00	48,018.68	2,101.12	50.37	7,244.44	17,915.04
Monona	40,953.97	71,966.34	7,994.70	3,765.17	866.11	620.05	124,328.94	10,045.16	71,343.28	3,440.87	121.65	1,371.76	47,790.02
Monroe	35,911.93	59,388.63	9,382.74	2,535.69	----------	241.09	107,470.14	12,476.16	58,369.73	1,761.49	72.00	113.31	34,677.45
Montgomery	33,694.72	56,522.01	7,886.52	2,561.33	100.00	253.11	101,017.69	13,042.63	62,063.23	1,432.89	85.71	24.87	24,278.36
Muscatine	39,793.79	75,385.47	12,201.00	3,350.46	5.50	2,269.55	133,005.77	16,091.38	93,995.93	1,263.75	29.08	183.90	21,471.73
O'Brien	32,191.50	83,078.18	11,569.75	2,724.32	----------	42.00	129,545.75	12,939.66	78,476.15	981.55	27.30	1,641.20	35,479.89
Osceola	20,022.64	35,588.21	4,682.37	540.06	2.30	1,525.60	62,161.18	5,438.47	29,634.55	325.48	38.91	54.08	17,269.59
Page	41,146.10	93,463.38	12,422.02	2,641.61	51.15	627.44	150,421.70	13,429.25	87,251.38	1,905.65	177.49	721.55	46,926.38
Palo Alto	24,167.60	55,670.30	5,958.27	1,441.02	----------	375.92	87,692.80	8,001.93	58,916.32	722.58	53.85	49.10	19,859.02
Plymouth	46,176.39	85,545.00	13,326.00	2,023.51	----------	63.01	147,701.26	8,749.98	89,280.49	602.22	73.85	209.19	48,625.53
Pocahontas	27,839.75	50,911.30	8,164.16	588.70	----------	271.80	96,896.60	10,101.48	57,969.19	571.04	25.92	2.00	28,196.76
Polk	96,945.55	252,977.76	45,107.21	4,630.14	----------	36.36	699,582.46	63,350.50	422,248.43	3,715.65	45.16	103.05	139,929.21
Pottawattamie	91,188.94	308,304.90	22,717.77	4,069.95	220.65	503.32	326,598.63	24,368.25	212,331.93	2,558.18	330.76	309.59	86,899.92
Poweshiek	32,156.54	73,313.85	11,221.90	5,704.88	210.42	1,563.78	123,110.91	15,900.22	78,295.62	2,799.65	68.68	262.50	25,784.15
Ringgold	24,736.80	49,575.37	5,963.96	1,593.97	190.20	651.15	82,711.45	8,881.98	50,972.46	1,795.47	18.20	260.08	20,783.31
Sac	47,988.15	63,094.19	9,479.34	4,890.68	.94	106.30	125,219.60	11,203.85	67,596.44	3,506.31	----------	----------	42,023.00
Scott	70,940.63	196,527.15	26,163.00	1,355.03	----------	1,756.89	296,742.70	48,514.88	183,409.45	840.12	184.83	1,413.04	62,389.38
Shelby	35,201.60	64,894.05	8,233.76	930.79	----------	145.00	109,405.20	12,193.27	60,489.66	688.08	----------	108.10	35,925.49
Sioux	50,154.81	95,369.68	12,399.55	2,093.11	----------	1,563.78	161,580.93	17,839.88	94,103.30	1,396.67	222.08	67.87	47,949.13
Story	37,862.91	96,272.70	11,642.72	3,999.14	17.04	1,376.87	170,941.38	21,718.79	86,413.36	2,091.00	27.20	1,356.48	29,034.55
Tama	69,090.37	87,162.71	8,316.50	3,011.70	73.03	933.30	165,607.67	15,834.10	88,257.03	2,771.19	31.12	601.56	61,112.67
Taylor	34,526.44	59,442.28	7,589.23	2,714.94	95.54	1,107.99	105,476.42	11,395.00	58,931.92	818.86	12.02	660.54	33,658.08
Union	22,001.40	64,309.46	5,853.72	2,285.12	8.00	2,345.01	96,802.71	12,384.00	61,073.65	937.55	54.31	634.18	21,779.02
Van Buren	30,602.78	46,541.63	7,247.65	1,927.53	----------	124.18	86,443.72	10,495.25	42,692.21	824.52	46.38	163.74	32,227.62
Wapello	32,396.20	122,281.43	12,204.96	3,199.32	----------	618.02	170,699.93	23,299.52	116,285.27	2,016.10	196.67	333.76	28,468.81
Warren	40,004.55	63,840.43	10,493.40	3,429.76	3.46	533.97	108,305.57	12,795.50	52,714.61	1,290.66	23.56	316.46	36,695.68
Washington	35,254.70	67,952.31	10,084.63	5,232.95	----------	2,004.70	120,528.70	11,540.75	71,570.34	3,702.83	175.81	2,207.00	31,271.97
Wayne	22,164.87	55,417.54	6,334.12	2,667.72	296.07	3,018.19	100,382.46	13,614.00	53,866.00	1,512.80	63.74	622.52	28,719.36
Webster	53,435.17	98,139.62	15,619.56	2,323.68	----------	404.50	169,922.53	14,416.35	106,622.31	1,637.41	124.17	183.82	47,538.44
Winnebago	20,565.75	42,666.49	4,932.24	905.57	----------	10.00	69,080.05	6,859.50	42,336.73	141.00	84.85	25.43	19,639.54
Winneshiek	24,640.38	53,296.25	9,175.07	998.45	50.51	31.93	88,228.59	10,800.82	51,242.90	410.10	136.41	281.49	25,295.84
Woodbury	83,201.10	243,264.64	26,245.88	1,956.09	----------	1,103.16	355,890.87	54,518.37	227,092.64	595.95	30.90	98.29	72,924.72
Worth	15,711.20	34,921.61	3,404.88	179.90	----------	500.00	54,716.99	5,102.16	31,177.29	174.50	233.72	169.77	14,858.45
Wright	35,297.61	79,670.45	8,805.49	1,430.00	499.79	510.70	125,584.04	12,428.47	74,307.35	1,067.29	9.20	----------	37,771.73
Total	$ 3,562,890.45	$ 7,989,765.28	$ 1,014,157.64	$ 219,723.25	$ 15,061.97	$ 117,727.30	$12,919,325.80	$ 1,387,135.63	$ 7,792,558.42	$ 137,358.17	$ 9,257.84	$ 81,106.38	$ 3,511,909.45

COUNTY SUPERINTENDENTS—CONTINUED

JULY 1, 1911, TO JUNE 30, 1912.

FUND

ABSTRACT [B] REPORTS OF

SCHOOL FINANCES FROM

SCHOOLHOUSE

Counties	Debit			
	On hand July 1, 1911	Received from district tax	Received from sale of bonds	Received from other sources
Adair	$ 2,594.90	$ 4,423.87		$ 802.61
Adams	2,460.75	2,257.25	$ 9,050.00	
Allamakee	1,305.57	1,869.46		172.07
Appanoose	14,345.35	13,335.90	1,000.00	1,005.09
Audubon	935.88	3,290.24		565.65
Benton	5,364.28	14,682.01		18.16
Black Hawk	10,485.22	52,251.83	16,580.33	2,318.38
Boone	18,736.34	7,613.09		419.12
Bremer	6,538.76	7,034.00	15,143.84	1,239.82
Buchanan	7,443.21	8,981.14	4,017.53	852.87
Buena Vista	6,347.96	3,211.26	15,085.00	2,861.03
Butler	3,769.38	3,963.75	18,196.44	558.00
Calhoun	5,281.90	6,133.66	2,000.00	902.04
Carroll	4,078.28	2,177.19	324.75	1,681.71
Cass	4,373.41	4,461.51		1,143.26
Cedar	4,228.63	6,686.25	10,000.00	46.97
Cerro Gordo	11,226.63	28,238.64		56,472.51
Cherokee	1,177.28	3,548.88	1,150.00	
Chickasaw	1,788.88	1,482.48	700.00	650.65
Clarke	3,707.90	3,895.58		153.07
Clay	3,471.38	6,735.42	22,535.76	4,032.10
Clayton	2,756.07	3,193.08	2,034.00	330.31
Clinton	1,785.49	2,811.23	6,000.00	2,577.10
Crawford	3,374.83	5,783.79	7,503.08	6,963.93
Dallas	13,572.80	14,639.02		65.84
Davis	1,980.39	2,518.85		95.89
Decatur	2,547.56	3,631.33	119.03	342.65
Delaware	1,149.14	464.99	24,222.00	187.96
Des Moines	8,506.36	29,194.04	16,085.00	1,202.22
Dickinson	2,920.18	3,071.48	28,150.00	1,697.07
Dubuque	2,764.94	4,785.67	116,557.35	1,668.91
Emmet	2,025.93	1,914.48		386.72
Fayette	6,309.88	8,985.39	4,000.00	
Floyd	19,057.74	8,026.77	50,500.00	971.79
Franklin	5,564.93	850.88	243.50	
Fremont	6,310.72	6,845.54	1,800.00	80.16
Greene	2,488.64	1,031.49		244.27
Grundy	3,879.14	4,281.15	10,256.30	1,934.79
Guthrie	3,814.26	3,989.44		700.00
Hamilton	3,154.76	6,613.78		762.38
Hancock	6,913.35	5,578.95		1,244.43
Hardin	6,729.69	6,683.96		822.50
Harrison	3,919.34	5,704.34	7,430.95	525.94
Henry	10,987.35	5,289.70	7,301.10	27.76
Howard	1,295.62	2,637.22		32.42
Humboldt	1,584.93	4,437.81		324.09
Ida	5,042.54	2,377.20		99.00
Iowa	8,181.49	6,318.50	20,181.51	601.94
Jackson	3,842.00	1,698.27	12,900.00	56.90
Jasper	10,061.55	16,282.75	5,064.58	189.79
Jefferson	962.64	1,778.67		231.05
Johnson	10,741.59	8,029.95		877.56
Jones	3,136.79	7,464.94	243.52	449.92

COUNTY SUPERINTENDENTS—CONTINUED

JULY 1, 1911, TO JUNE 30, 1912.

FUND

Total Debit or Credit	Credit					
	Paid for schoolhouses and sites	Paid on bonds and interest	Paid for library books	Transferred to other funds	Paid for other purposes	On hand June 30, 1912
$ 7,821.38	$ 2,232.83	$ 232.74		$ 1,866.86	$ 557.71	$ 2,931.24
13,768.00	272.05	12,170.38		188.58	224.28	912.71
3,347.10	718.43	1,540.59			116.18	971.90
29,686.34	8,341.66	4,611.40		44.32	2,900.21	13,788.75
4,791.77	2,994.53	93.32		233.79	65.22	1,404.91
20,064.45	11,286.45	247.47	$ 6.00		822.28	7,702.25
81,635.76	35,267.90	35,559.70		11.14	5,656.61	5,140.41
26,768.55	15,435.22	3,733.15		271.78	134.11	7,194.29
29,956.42	6,870.32	19,494.48			1,445.92	2,145.70
21,294.75	13,244.12	2,417.25		102.64	179.05	5,351.69
27,505.25	21,044.31				1,547.86	4,913.08
26,487.57	3,713.40	1,865.25			99.80	20,809.12
14,317.60	3,457.73	850.00		328.24	720.40	8,961.23
8,261.93	1,361.06	2,412.68		22.43	942.06	3,523.70
9,978.18	2,782.66	2,230.00		900.00	1,007.40	3,068.12
20,961.85	1,216.80	2,341.65		250.77	11,268.14	5,884.49
95,937.78	27,603.64	6,821.05		521.78	27,496.82	33,494.49
5,876.16	1,176.20			494.48	834.08	3,371.40
4,622.01	1,047.20	776.95		7.54	2,052.52	737.80
7,756.55	689.50	2,795.96		73.40	2,858.03	1,339.66
36,774.66	23,531.22	1,598.93		1,501.11	2,668.08	7,475.32
8,313.46	4,446.82	441.60		170.35	120.63	3,134.06
13,173.82	10,342.13	412.11		750.98	17.14	1,651.46
23,625.63	3,962.32	877.50	71.00	791.39	2,725.08	15,198.34
28,277.66	9,034.61	8,550.50			1,874.71	8,812.84
4,595.13	1,306.03	1,337.35		3.90	18.00	1,929.85
6,640.57	275.68	627.34		314.79	2,903.12	2,519.64
26,024.09	35.35	107.35			4,629.13	21,252.26
55,047.62	18,660.88	2,613.20		204.23	182.88	33,386.43
35,838.73	29,800.26	538.54		1,448.41	153.15	3,898.37
125,771.87	31,847.38	746.93		4,025.00	3,282.18	85,870.38
4,327.13	476.32	110.00			512.64	3,228.17
20,267.06	587.12	6,070.71		163.98	5,042.68	8,402.57
77,584.51	33,567.45	5,857.79		1,012.06		37,157.21
6,659.31		2,556.25		31.22	32.80	4,039.04
15,036.42	1,393.19	4,154.16			111.06	9,378.01
3,764.40	288.48			657.63	628.48	2,189.81
20,350.38	13,146.81	980.00	19.35	215.09	2,150.67	3,888.46
8,503.70	1,010.18	2,113.75	7.25	250.00	9.00	5,113.52
10,530.92	3,910.94	590.90	10.92	531.11	676.34	4,810.71
13,736.73	3,442.73	239.56		200.00	2,683.44	7,171.00
14,236.15	1,102.39	2,207.10		3,651.62	1,306.32	5,968.72
17,580.57	7,404.30	1,181.83		413.97	3,319.89	5,260.58
23,605.91	10,423.57	4,125.81	81.52	181.55	7,878.32	915.14
3,965.26	100.00	1,585.64			159.74	2,119.88
6,346.83	1,954.84	705.45	212.50	580.22	658.44	2,235.38
7,518.74		200.00		1,725.99	51.20	5,541.55
35,283.44	921.00	2,525.94		756.87	1,142.63	29,936.00
18,497.17	13,551.17	1,373.50		19.85	461.49	3,091.16
31,598.67	12,766.42	3,873.56		163.94	5,755.78	9,038.97
2,972.86	833.10	800.50		421.37	156.78	760.91
19,649.10	2,898.03	6,401.15		231.85	7,645.16	2,572.91
11,295.17	534.94	1,609.12	16.42	2,434.99	2,863.36	2,836.34

ABSTRACT [B] REPORTS OF COUNTY SUPERINTENDENTS—CONTINUED.

SCHOOL FINANCES FROM JULY 1, 1911, TO JUNE 30, 1912.

SCHOOL HOUSE FUND

Counties	Debit: On hand July 1, 1911	Debit: Received from district tax	Debit: Received from sale of bonds	Debit: Received from other sources	Total Debit or Credit	Credit: Paid for schoolhouses and sites	Credit: Paid on bonds and interest	Credit: Paid for library books	Credit: Transferred to other funds	Credit: Paid for other purposes	Credit: On hand June 30, 1912
Keokuk	5,829.49	3,330.24	7,331.22	1,988.92	18,479.87	11,109.67	1,045.68		98.59	3,748.32	2,477.61
Kossuth	13,569.32	8,830.11	24,758.94	1,889.28	49,047.65	27,533.01	6,235.94		1,097.13	3,049.60	11,131.88
Lee	874.82	3,961.83		1,754.58	6,591.23	2,458.34	3,029.94		3.81	518.25	580.89
Linn	11,074.47	58,452.33	66,725.78	30,608.77	166,861.30	81,563.36	5,346.08		19,567.41	34,899.80	25,484.70
Louisa	2,172.81	4,036.31	21,259.33	600.00	28,068.45	14,991.49	2,642.84			512.03	9,922.09
Lucas	3,529.93	3,836.35	2,071.10	1,282.14	10,719.52	5,299.53	910.88		1,028.06	892.01	2,589.04
Lyon	8,707.74	10,473.77		1,110.33	20,291.84	1,594.55	6,778.46		1,093.99	403.13	10,421.71
Madison	793.37	739.73	8,050.89	6,460.00	16,043.99	10,219.44	285.60		327.18		5,211.77
Mahaska	3,730.61	9,602.15	2,924.50	1,350.75	17,608.01	9,174.85	3,455.46		1,199.66	440.72	3,337.32
Marion	4,030.36	9,376.14	3,463.00	2,481.03	19,356.17	4,897.77	7,578.64		767.72	1,151.26	4,960.78
Marshall	3,990.79	12,025.83	800.00	1,761.94	18,578.56	800.00	5,317.97		.94	2,165.88	10,293.77
Mills	2,745.65	7,873.67	9,000.00	1,054.57	20,673.89	5,891.58	3,123.50		151.76	3,337.87	8,169.18
Mitchell	30,518.32	5,327.59		2,144.98	37,990.89	32,605.93	1,539.07		23.25	618.28	3,204.36
Monona	7,197.79	5,929.46		80.00	13,207.25	800.00	4,005.70		1,464.97	1,108.84	5,827.74
Monroe	6,350.83	4,899.57	50,234.25	623.84	62,108.49	11,246.49	1,665.34		576.73	1,137.30	47,482.63
Montgomery	1,895.63	1,236.89			3,132.52	400.00			356.24	14.58	2,361.70
Muscatine	8,410.09	225.45	1,200.00		9,835.54	9,176.44				212.80	446.30
O'Brien	5,693.35	4,280.93	20,636.26	1,432.27	32,042.81	4,250.53	2,728.21		300.00	1,713.49	23,050.58
Osceola	1,871.95	1,317.05			3,189.00		1,000.00		2.30	491.12	1,695.58
Page	17,442.64	19,649.38	1.33	526.10	37,619.45	10,776.47	10,383.00		50.41	709.34	15,700.23
Palo Alto	2,362.89	12,296.69		201.57	14,861.15	11,351.72	335.00			1,474.47	1,699.96
Plymouth	2,333.25	3,708.28	37,000.00	1,665.32	44,706.85	36,864.47	750.85		500.00	1,696.15	4,895.38
Pocahontas	8,235.32	6,041.90		690.15	14,967.37	4,887.45	3,202.50			375.40	6,502.02
Polk	237,743.47	62,978.67	900.00	4,681.13	306,303.27	184,197.86	32,746.62		1,608.06	80,951.10	6,799.63
Pottawattamie	5,459.63	3,573.45	20,000.00	4,266.98	33,300.06	3,138.22	1,197.05		971.60	4,396.65	23,596.54
Poweshiek	4,862.57	13,350.65		419.53	20,632.75	7,677.15	5,390.89		1,686.66	2,112.53	3,765.52
Ringgold	3,794.70	5,546.60	3,500.00	1,195.63	14,036.93	3,178.64	891.85	5.04	625.95	4,689.39	4,646.06
Sac	7,047.12	5,277.78		100.00	12,424.90	2,094.12	588.82		209.09	464.65	9,068.22
Scott	3,603.49	3,617.35	65,612.20	1,757.82	74,650.86	67,163.71	1,509.56		164.17	1,193.22	4,620.20
Shelby	3,085.57	2,492.05	3,800.00	538.41	9,916.03	5,038.68	1,087.25		551.69	103.47	3,134.74
Sioux	9,734.21	5,447.01		1,607.22	16,788.44	4,811.89	1,353.00		643.65	580.74	9,499.16
Story	5,653.59	14,181.73	75,000.00	4,588.55	99,423.87	78,695.58	5,026.09		17.37	6,022.18	9,662.65
Tama	6,481.54	12,867.46	600.00	469.09	20,418.09	6,677.51	4,273.31		502.92	1,815.26	7,149.09
Taylor	2,389.60	6,881.21	28,303.73	597.19	38,171.73	11,745.72	1,172.09		1,406.53	1,024.62	22,822.83
Union	2,996.90	4,259.27		13.50	7,269.67	2,961.28	1,018.00			351.92	2,988.47
Van Buren	3,908.59	2,711.73	9,062.50	407.81	16,090.63	12,078.30	1,125.00		106.53	362.69	2,418.11
Wapello	10,166.68	8,901.75	1,020.00	359.61	20,448.04	3,738.66	9,392.14		692.37		6,624.87
Warren	5,626.40	8,484.19	4,510.00	888.16	19,508.75	1,915.37	8,706.40		449.06		8,437.92
Washington	2,242.89	5,581.00	30,000.00	1,450.34	39,274.23	11,610.69	1,699.33		820.66	5,255.03	19,888.52
Wayne	3,272.35	831.15		33.36	4,136.86	886.30	322.85		1,713.29	105.09	1,109.33
Webster	12,609.50	8,921.45	50,944.63	17,465.38	89,940.96	29,022.00	3,356.70			6,393.86	51,168.40
Winnebago	9,035.36	3,645.58	8,050.00	4,622.83	25,353.77	22,184.49	962.31		420.50	650.00	1,136.47
Winneshiek	7,878.85	6,046.87	11.70	16.66	13,954.08	561.65	4,686.21		451.22	549.59	7,805.41
Woodbury	6,876.83	61,265.65	10,000.00	12,681.58	90,824.06	14,013.47	8,554.90		441.58	55,857.95	11,956.16
Worth	1,544.58	1,644.04		68.49	3,257.11	1,810.30			210.62	14.69	1,221.50
Wright	4,696.14	7,851.24		104.07	12,651.45	864.45	3,264.67		453.55	3,016.41	5,052.37
Total	$ 801,222.15	$ 828,997.60	$ 1,003,145.88	$ 219,625.28	$ 2,852,990.91	$ 1,178,261.00	$ 336,898.68	$ 430.00	$ 70,827.44	$ 359,230.77	$ 907,343.02

ABSTRACT [B] REPORTS OF

SCHOOL FINANCES FROM

CONTINGENT

Counties	Debit: On hand July 1, 1911	Debit: Received from district tax	Debit: Received from sale of text books and supplies	Debit: Received from average proportion contingent expense	Debit: Received from schoolhouse fund and other sources	Total debit and credit	Paid for fuel, rent, repairs, insurance and janitors
Adair	$ 12,729.07	$ 15,775.08	$ 513.31	$ 138.20	$ 1,315.76	$ 30,471.42	$ 15,595.82
Adams	6,964.97	14,204.23	----------	45.86	493.21	21,708.27	10,609.53
Allamakee	10,363.08	13,567.30	1,140.01	7.33	1,379.79	26,457.51	11,547.55
Appanoose	13,479.06	24,490.13	376.76	2.00	6,732.24	45,080.19	18,888.23
Audubon	12,570.29	14,944.02	18.95	----------	306.45	27,839.71	10,534.79
Benton	14,419.57	28,534.87	368.20	146.79	1,455.55	44,924.98	23,098.23
Black Hawk	10,796.02	60,413.34	154.63	11.55	3,879.08	75,254.62	50,566.82
Boone	11,643.03	29,650.08	215.96	484.56	7,605.14	49,498.77	25,965.03
Bremer	10,491.82	17,640.93	879.42	123.25	727.57	29,862.99	14,016.32
Buchanan	14,974.92	24,568.26	534.64	----------	2,718.11	42,795.93	19,119.83
Buena Vista	7,420.22	28,252.74	1,213.50	72.35	9,185.95	46,144.76	18,432.37
Butler	15,901.85	20,852.42	281.43	51.18	1,250.70	38,337.58	16,263.34
Calhoun	14,406.96	25,640.81	1,520.53	238.81	624.29	42,431.40	19,757.12
Carroll	12,079.34	21,808.55	2,030.80	----------	1,290.50	37,209.19	16,791.00
Cass	16,506.35	27,720.33	751.42	100.00	1,578.16	46,456.26	21,785.12
Cedar	11,496.50	23,443.55	458.88	140.50	913.47	36,452.90	15,829.74
Cerro Gordo	15,794.10	37,702.36	1,351.40	27.25	19,330.25	74,205.36	38,567.01
Cherokee	10,000.71	24,213.23	52.65	----------	747.62	35,014.21	14,100.42
Chickasaw	6,616.25	14,696.76	347.42	13.40	1,857.56	23,531.39	10,873.10
Clarke	4,171.56	12,802.36	.64	148.78	510.91	17,634.25	10,012.73
Clay	6,960.37	26,495.42	1,233.45	----------	6,259.24	40,948.48	18,167.29
Clayton	16,885.53	23,019.06	1,540.71	581.85	988.13	42,965.28	18,635.20
Clinton	20,332.33	71,108.28	947.22	7.50	1,291.69	93,387.02	42,037.00
Crawford	17,912.72	28,712.74	2,806.71	----------	3,378.49	52,810.66	22,859.46
Dallas	18,483.34	33,329.54	1,167.09	209.51	938.15	54,127.63	23,182.58
Davis	3,434.29	9,794.41	61.21	23.43	2,961.11	16,274.45	9,678.56
Decatur	6,894.95	20,373.22	444.74	113.30	1,252.80	29,079.01	12,307.38
Delaware	11,628.22	18,582.36	----------	409.64	710.87	31,331.09	12,678.94
Des Moines	10,076.41	49,586.21	2.00	257.89	619.28	60,541.79	26,618.18
Dickinson	7,337.79	16,052.66	----------	154.30	2,954.44	26,499.19	12,924.77
Dubuque	12,427.46	48,160.43	144.55	9.26	1,684.19	62,425.89	28,687.40
Emmet	6,960.38	20,482.75	2,255.77	----------	4,209.10	33,908.00	13,507.28
Fayette	14,071.54	30,622.74	299.20	1.12	1,193.02	46,187.62	23,541.85
Floyd	7,762.16	25,775.53	----------	518.94	2,874.65	36,931.28	21,833.22
Franklin	10,993.56	22,136.54	239.06	----------	334.38	33,703.54	15,830.86
Fremont	10,904.18	22,699.10	62.35	245.98	799.48	34,711.09	17,770.42
Greene	8,935.92	20,757.61	1,054.32	582.50	2,146.24	33,476.59	16,354.60
Grundy	8,669.73	16,439.51	124.26	----------	5,327.45	30,560.95	15,230.59
Guthrie	14,307.10	27,613.47	1,002.56	----------	1,640.25	44,563.38	22,443.32
Hamilton	12,493.07	28,270.07	1,755.86	10.40	1,030.23	43,559.63	16,754.62
Hancock	16,993.75	21,819.44	864.74	745.12	750.50	41,173.55	17,972.80
Hardin	18,263.49	28,285.08	4,633.15	140.70	3,588.30	54,910.72	24,653.54
Harrison	8,279.33	31,663.57	158.94	387.22	4,083.54	44,572.60	23,053.87
Henry	8,651.16	23,926.75	1.08	3.48	1,820.93	34,403.40	15,378.38
Howard	6,431.90	11,563.98	8.25	1,062.32	167.02	19,233.53	11,449.75
Humboldt	8,146.84	16,320.78	52.89	449.25	562.24	25,532.00	12,431.45
Ida	8,873.23	13,800.00	----------	17.95	1,574.39	24,265.57	14,407.21
Iowa	10,307.79	19,814.34	615.72	59.68	4,923.45	35,720.98	15,111.81
Jackson	12,786.99	26,124.87	773.97	----------	1,593.42	41,279.25	19,002.61
Jasper	14,872.78	32,300.23	2,866.29	267.92	687.02	50,994.24	25,078.31
Jefferson	6,991.94	19,962.97	----------	----------	4,971.42	31,926.33	16,145.14
Johnson	8,640.47	32,743.29	115.58	----------	1,707.54	43,206.88	21,540.10

COUNTY SUPERINTENDENTS—CONTINUED.

JULY 1, 1911, TO JUNE 30, 1912.

FUND

Credit: Paid secretaries and treasurers	Paid for records and apparatus	Paid for library books	Paid for free text books	Paid for text books and general supplies	Paid for transportation	Paid for average proportion contingent expense	Paid for other purposes	On hand June 30, 1912
$ 1,564.09	$ 577.73	$ 62.60	----------	$ 1,751.07	----------	$ 32.55	$ 1,867.99	$ 9,019.57
1,363.17	189.63	26.85	$ 349.91	769.78	$ 48.38	118.74	832.54	7,399.74
1,352.01	275.44	68.21	4.17	2,164.06	----------	54.10	1,797.48	9,194.49
1,392.66	566.80	252.27	6.82	1,914.73	----------	.53	6,644.39	15,413.76
1,229.83	380.25	----------	432.07	679.25	----------	65.03	1,935.74	12,582.72
1,908.80	214.90	86.01	----------	2,175.77	270.54	144.34	2,339.59	14,506.80
2,525.63	865.36	189.34	1,948.35	4,640.12	54.80	13.50	6,155.39	8,296.31
2,273.60	250.84	109.80	152.28	1,962.31	----------	113.80	8,081.68	10,689.23
1,379.01	497.21	180.38	----------	1,615.98	57.61	39.80	2,384.20	9,602.39
1,527.75	516.20	150.21	68.05	3,866.11	636.00	----------	3,752.80	13,158.98
1,550.50	201.38	200.86	----------	4,523.70	4,638.19	74.25	6,593.28	9,930.28
1,705.49	597.68	77.99	34.43	2,695.25	105.00	165.67	1,353.54	15,339.19
1,966.03	145.50	133.50	743.90	4,393.71	5.00	488.53	2,587.86	12,210.25
1,880.37	1,106.56	473.62	547.56	3,522.64	328.50	14.46	2,405.98	10,138.50
2,017.78	490.55	88.19	----------	3,494.24	----------	258.50	1,121.80	17,200.08
1,923.59	678.21	73.89	3.55	1,850.02	68.20	462.87	1,977.11	13,585.72
2,633.42	2,906.95	371.37	3.45	2,764.49	110.00	275.67	5,570.06	21,002.94
1,760.06	1,141.16	97.75	----------	3,341.63	319.00	----------	1,845.97	12,408.32
1,002.16	433.77	77.58	16.56	906.40	----------	128.99	2,582.13	7,510.70
1,214.91	244.84	1.65	72.37	917.97	----------	168.93	710.22	4,200.63
1,386.66	1,174.41	80.35	11.75	1,568.83	5,151.55	----------	5,691.61	7,716.03
2,114.23	731.31	102.16	954.10	3,391.15	----------	157.50	2,948.53	13,936.10
3,128.31	1,144.10	68.01	2,801.50	1,705.96	182.00	235.97	17,212.48	24,871.69
2,353.38	1,050.46	293.65	83.12	5,428.88	30.00	63.00	2,507.21	18,141.46
1,844.83	808.46	119.68	91.94	2,607.57	457.10	312.07	5,154.28	19,549.12
1,230.57	426.98	26.00	----------	353.60	----------	----------	1,298.62	3,260.04
1,513.87	306.12	30.93	----------	2,439.12	----------	308.12	3,209.28	8,964.19
1,326.75	957.84	138.47	24.95	1,005.78	18.00	68.83	2,021.11	13,090.12
1,751.67	2,737.83	262.08	152.70	5,812.95	36.05	77.06	5,992.50	17,100.77
990.46	421.28	76.82	45.21	640.07	4,728.50	----------	1,165.78	5,506.30
3,195.10	446.97	345.03	75.14	268.13	----------	4,420.00	12,026.29	12,961.23
1,053.02	972.61	52.35	----------	2,997.98	4,399.57	----------	8,139.11	2,786.08
1,904.51	203.94	73.47	14.72	1,629.40	----------	39.25	3,856.18	14,924.30
1,077.92	1,026.44	44.43	----------	2,007.16	581.80	82.06	2,551.80	7,726.45
1,764.96	468.17	4.60	18.60	1,025.00	----------	653.48	691.13	13,246.68
1,216.77	600.71	170.27	373.61	892.49	64.20	281.19	1,540.86	11,800.57
1,597.58	294.90	99.88	393.84	3,343.25	----------	1,310.06	2,416.80	7,665.68
1,552.06	358.22	178.47	----------	118.12	----------	80.00	1,993.47	11,050.02
1,404.72	57.69	89.52	----------	2,330.71	----------	----------	987.49	17,249.93
1,670.51	153.52	59.62	43.68	3,237.17	182.50	6.00	6,089.70	15,362.31
1,549.20	565.07	60.12	338.04	2,743.86	592.50	150.00	2,529.75	14,672.21
1,977.49	726.55	370.97	55.78	6,740.43	557.00	672.18	2,972.35	16,184.43
1,897.95	421.58	172.86	745.69	4,156.40	----------	782.04	3,423.35	9,918.86
1,454.01	1,992.77	207.74	3.65	665.36	1,368.20	104.50	2,226.45	11,002.25
872.60	351.84	56.64	2.25	712.57	13.65	351.93	271.99	5,150.31
950.04	505.71	----------	----------	881.06	288.95	122.85	2,591.06	7,760.88
1,282.26	525.74	60.80	----------	889.64	310.00	----------	811.68	5,978.24
1,919.52	120.38	64.64	----------	3,086.97	83.25	64.79	4,748.04	10,521.58
1,967.49	258.04	20.00	.40	1,485.13	540.00	----------	4,129.02	13,876.56
1,921.79	346.37	62.43	3.77	3,990.91	194.00	625.64	6,538.18	12,332.84
1,274.86	1,507.65	43.71	48.62	1,428.45	10.75	79.95	2,471.34	8,915.86
2,304.45	429.46	42.45	8.13	4,430.99	168.18	86.25	4,938.70	9,317.17

ABSTRACT [B] REPORTS OF SCHOOL FINANCES FROM

CONTINGENT

Counties	Debit: On hand July 1, 1911	Debit: Received from district tax	Debit: Received from sale of text books and supplies	Debit: Received from average proportion contingent expense	Debit: Received from schoolhouse fund and other sources	Total debit and credit	Credit: Paid for fuel, rent, repairs, insurance and janitors
Jones	10,092.43	19,577.74	229.58		2,656.16	32,555.91	15,836.48
Keokuk	8,482.50	25,459.12	128.15	450.63	1,249.79	35,770.19	20,985.55
Kossuth	19,348.30	26,223.98	425.71	17.04	2,939.28	49,054.31	26,688.93
Lee	7,140.47	41,007.75	58.12	80.25	19,707.76	67,994.35	25,793.57
Linn	15,996.06	97,471.06	616.40		12,041.94	126,126.46	55,189.92
Louisa	7,665.03	16,084.05	200.00		887.57	24,836.65	12,686.81
Lucas	4,563.00	14,679.63		39.14	1,000.57	20,342.34	11,134.53
Lyon	9,680.27	20,449.09	194.66		3,647.06	33,980.08	17,706.49
Madison	8,798.65	18,682.06	804.11	400.95	921.99	29,697.75	15,601.59
Mahaska	11,412.41	27,068.27	174.61		4,547.28	43,202.57	24,373.29
Marion	13,893.81	22,548.93	1,532.96	.55	5,240.45	43,216.70	16,896.22
Marshall	14,195.92	45,701.11	3,314.56	24.60	740.39	63,976.58	31,049.49
Mills	10,654.66	17,674.29		145.24	4,145.77	32,619.96	15,287.39
Mitchell	9,611.10	16,807.05	2.25	407.07	3,995.04	30,822.51	13,490.44
Monona	18,748.10	22,247.45	229.63	133.57	1,680.95	43,039.70	18,573.31
Monroe	9,944.40	20,324.65	515.45		178.64	30,963.14	14,918.80
Montgomery	12,724.85	24,535.85	696.94		429.63	38,296.97	18,285.15
Muscatine	15,726.10	34,830.37	3,670.22	122.21	535.06	54,873.96	27,955.01
O'Brien	9,308.50	27,399.52	1,978.16		4,483.81	42,869.99	23,613.24
Osceola	9,069.14	12,133.36			79.43	21,281.93	11,045.10
Page	11,440.82	35,519.42	567.41	146.89	5,108.15	52,812.69	33,459.04
Palo Alto	7,906.62	19,963.26	268.75		704.43	28,932.10	17,758.08
Plymouth	14,468.02	26,791.86	284.67		2,289.65	43,864.20	21,886.54
Pocahontas	9,789.36	21,723.02	33.45	10.06	580.80	32,136.69	16,785.64
Polk	25,929.29	193,540.87	12,540.58	246.23	9,980.75	242,237.72	121,400.35
Pottawattamie	35,928.26	72,111.72	396.78	1,632.17	1,843.64	111,912.57	58,584.87
Poweshiek	17,934.29	28,507.49	1,224.35		2,028.74	49,694.87	23,622.20
Ringgold	4,230.78	15,781.65	71.00	516.04	1,256.52	21,855.99	12,461.33
Sac	13,091.74	22,881.57	54.31	301.26	2,003.72	38,422.60	22,021.05
Scott	19,085.69	92,214.56	12,973.88		3,183.86	127,457.99	65,588.52
Shelby	16,778.78	19,961.63	1,332.08	55.05	2,870.37	40,997.91	17,119.57
Sioux	19,799.37	31,951.76	422.43		1,364.42	53,537.98	24,269.59
Story	10,404.09	36,858.16	947.47	77.00	4,679.21	52,966.93	27,223.35
Tama	21,723.83	28,633.14	114.60	249.10	1,930.89	52,651.56	20,926.02
Taylor	7,441.54	21,070.28	383.70	158.61	812.00	29,866.13	15,159.96
Union	9,955.05	19,025.62	2,150.28	549.31	367.51	32,047.77	16,660.92
Van Buren	6,462.50	13,042.60	149.98	3.00	895.60	20,553.77	10,315.35
Wapello	7,394.60	42,457.58	403.94	910.19	1,715.47	52,881.78	32,515.12
Warren	11,151.15	22,079.35	29.61	38.48	614.50	33,904.18	17,034.76
Washington	11,675.00	24,190.70	66.52	387.55	3,925.22	40,244.99	17,502.54
Wayne	9,635.09	14,224.43	4.75	44.06	2,231.99	27,140.32	13,516.67
Webster	13,774.57	40,295.11	442.78		1,640.97	56,153.43	21,008.87
Winnebago	5,241.15	23,363.09	1,364.07	21.55	1,483.70	31,474.16	13,925.23
Winneshiek	9,908.68	17,967.90	201.13		1,536.48	29,614.19	14,559.28
Woodbury	25,287.03	98,222.04	804.63		59,191.60	183,505.30	75,046.40
Worth	6,152.38	12,102.95	15.00		1,022.13	19,293.46	9,199.48
Wright	15,423.16	29,742.09	3.00	925.00	1,611.48	47,704.73	21,851.58
Total	$1,184,004.08	$2,895,177.87	$89,185.88	$16,053.87	$320,857.73	$4,505,279.43	$2,178,136.10

COUNTY SUPERINTENDENTS—CONTINUED

JULY 1, 1911, TO JUNE 30, 1912.

FUND

Credit: Paid secretaries and treasurers	Paid for records and apparatus	Paid for library books	Paid for free text books	Paid for text books and general supplies	Paid for transportation	Paid for average proportion contingent expense	Paid for other purposes	On hand June 30, 1912	
1,553.74	287.06	178.17		2,462.19	18.00		1,851.37	10,368.90	
2,069.71	479.77	284.68	4.30	978.79	17.00	194.83	1,537.85	9,217.71	
2,124.95	586.27	36.22	79.87	1,028.28	495.00	111.80	2,738.30	15,164.79	
1,956.29	348.65	68.99	35.30	3,574.60	65.00	15.80	27,243.87	8,892.28	
3,801.96	3,700.99	425.76	4,840.04	8,587.63	41.00	4,210.94	25,860.56	19,457.66	
992.68	552.23	59.86	.30	583.57	107.00	34.65	1,068.22	8,121.23	
1,538.25	53.39	237.40	6.64	403.42		177.00	2,402.70	4,389.01	
1,933.71	694.18	12.00		1,061.78			2,291.72	10,289.30	
1,564.91	70.78	87.67	633.95	232.16	456.00	48.94	3,402.49	7,709.26	
2,127.80	1,142.44	95.19	114.31	1,607.25	13.50	8.00	5,128.12	8,992.67	
2,024.27	885.02	216.23	151.15	3,276.55	400.00	108.70	5,432.70	13,784.86	
1,818.60	550.94	264.14	1,769.26	897.40	2,637.50	32.00	10,060.98	14,256.18	
1,718.30	726.87	2.90	583.15	1,914.01	72.20	418.15	3,331.26	8,554.83	
1,068.23	1,096.72	14.95		2,502.64	1,102.51	210.27	3,753.77	7,299.90	
1,102.00	161.97	312.61	10.69	1,459.59	361.90	81.00	2,432.28	18,423.25	
1,438.31	210.44	74.14	114.18	1,453.37	8.80		1,471.08	11,273.93	
1,834.53	303.88	79.67	1,821.93	4,304.66		94.00	599.84	11,563.31	
2,026.56	543.66	102.95	7.20	6,002.91		20.20	5,402.36	12,103.11	
1,614.50	505.85	7.17		2,849.69	135.75	103.40	5,592.56	8,357.83	
888.60	621.49	12.50					1,827.96	6,089.88	
1,566.97	316.81	60.75	138.22	1,652.65	6.75	93.88	1,860.60	13,650.93	
1,249.17	510.49	180.74	107.76	570.84	392.35		2,361.68	5,791.05	
3,143.50	409.45	114.20		2,056.70	465.32	737.72	2,525.02	12,542.66	
1,587.99	335.44	12.60	570.32	627.54	20.00	317.93	1,753.89	10,289.67	
7,111.15	7,151.39	138.80	10,564.11	23,918.35	1,368.95		53,198.55	17,003.07	
4,074.06	772.19	124.68	2,988.24	4,977.82	1,679.74	87.50	5,936.86	32,686.61	
1,564.67	1,457.96	58.56	1,357.45	3,835.95		478.00	1,652.02	15,668.06	
1,297.79	694.69	31.65	429.01	512.70	288.23	182.45	643.11	5,315.03	
1,344.56	208.11	15.06	.90	1,015.32	45.00	351.04	3,145.19	10,186.65	
3,701.62	1,115.91	1,299.06	12.00	9,554.44			21,827.07	24,359.37	
1,912.29	343.61	140.59		3,672.15	541.58		1,445.63	15,822.49	
2,831.67	2,554.52	230.03	564.99	2,093.28		326.14	2,098.83	18,577.93	
1,751.65	900.92	227.07	1,165.63	3,653.86	2,050.30	273.27	6,182.29	10,030.69	
2,250.93	179.84	146.39	119.86	2,372.10		496.08	996.91	25,183.43	
1,621.60	570.95	10.86		1,227.72	206.50		2,154.48	8,921.06	
1,403.54	149.22	6.22	2,459.73	606.53	40.00	12.69	2,260.74	8,448.38	
1,262.98	193.09	157.05	31.56	981.09	210.00		743.92	6,658.75	
2,068.70	2,432.42	61.45	30.28	3,827.04	610.87	294.38	3,425.47	7,546.05	
1,554.31	416.49	73.50	48.40	3,169.68	47.58	392.80	540.61	10,626.56	
1,664.09	569.13	211.29	508.99	736.35	2,983.50	1,203.53	4,064.32	10,820.25	
1,242.74	656.95	189.80	79.85	1,069.53	60.00	87.31	1,166.39	9,079.25	
2,556.82	72.80	1,099.07	11.64	4,506.55	50.00	81.00	4,289.97	12,485.70	
1,060.00	722.33	83.30	5.98	3,834.64	3,109.75	909.95	2,741.36	5,071.62	
1,499.85	363.70	126.14	2.80	1,164.73	3.70		940.17	10,962.82	
4,867.37	1,182.08	221.44	232.16	15,440.44	4,091.31	16.25	60,396.13	21,811.72	
692.77	221.64		459.28	244.01	552.17		2,611.45	5,382.56	
1,407.75	67.20	56.21	546.37	2,022.76	490.00	50.02	6,547.80	14,861.04	
$ 180,550.77	$72,096.11	$13,838.96	$43,462.56	$ 269,089.64	$51,928.91	$26,127.60	$ 499,042.43	$ 1,171,006.35	

ABSTRACT [B] REPORTS OF

SCHOOL FINANCES FROM

SCHOOL BUILDING

Debit

Counties	On hand July 1, 1911	Received from district tax	Received from sale of school funding bonds	Received from other sources
Adair	$ 2,268.12	$ 2,863.54		
Adams	829.50	1,330.00		
Allamakee	44.77			
Appanoose	88.04	547.19	$ 2,000.00	$ 85.00
Audubon	469.71	2,782.48	402.69	4.75
Benton	12,944.63	5,854.68	23.37	336.71
Black Hawk		5,199.84	1,800.00	1,620.51
Boone	23,035.20	11,500.35	2,700.00	8,619.66
Bremer	33.50			
Buchanan	806.89	1,561.69		
Buena Vista	814.74	2,527.48	20,266.25	
Butler	1,400.91	1,694.10		
Calhoun	887.20	2,609.40		701.40
Carroll	2,160.98	5,056.21	1.16	146.74
Cass		274.19	25,000.00	539.00
Cedar	2,090.49	6,707.39		
Cerro Gordo	1,245.44	2,050.73		
Cherokee	529.24	5,964.59	4,000.00	1,071.69
Chickasaw	518.48	854.32	713.41	8.95
Clarke	78.46	304.92	1,700.00	64.13
Clay	2,155.28	1,928.45	4,000.00	1,041.25
Clayton	890.16	1,491.31		
Clinton	3,023.44	5,047.92		
Crawford	1,692.43	4,265.12		
Dallas	376.64	603.13		150.25
Davis	708.90	2,268.07		
Decatur	18.35	1,792.00	1,165.00	630.85
Delaware	252.14	2,568.44		
Des Moines	1,178.22	8,500.00		
Dickinson	809.17	1,787.96		8.58
Dubuque		20,640.00		
Emmet	9,578.66	7,963.13		789.50
Fayette	1,712.09	3,703.28		
Floyd	304.52	3,018.84		310.00
Franklin	376.06	938.06		557.32
Fremont	413.47			413.47
Greene	627.73	3,909.94	22,500.00	2,343.18
Grundy	1,313.21	3,747.92	7,110.28	684.22
Guthrie	3,019.72			
Hamilton	2,880.12	3,323.68	40,297.44	
Hancock	1,575.03	2,367.78		
Hardin	188.80	263.53		1,241.01
Harrison	3,681.49	6,620.23		
Henry		4,830.49		7,203.81
Howard	45.83	1,827.56		31.98
Humboldt	33.01	1,297.88	4,000.00	
Ida				
Iowa	1,303.45	3,945.67	1,200.00	113.17
Jackson	302.05	2,626.94		204.90
Jasper	1,229.49	1,649.81		
Jefferson	4,938.68	5,696.68		15,172.18
Johnson	98.36	2,363.33		357.21
Jones	796.50	396.26		

COUNTY SUPERINTENDENTS—CONTINUED

JULY 1, 1911, TO JUNE 30, 1912.

BOND FUND

Total debit or credit	Credit: Paid on school building bonds	Paid interest on school building bonds	Paid for other purposes	On hand June 30, 1912
$ 5,121.66	$ 2,000.00	$ 940.00	$	$ 2,184.66
2,159.50	1,000.00	210.00	33.08	916.42
44.77			40.56	4.21
2,720.22		137.17	2,082.50	500.56
2,659.63		673.30	366.82	2,619.51
19,158.79	2,500.00	2,563.66	10,674.70	3,421.63
8,620.35	4,770.43	2,970.00	872.84	7.08
55,855.21	1,145.00	412.75	42,278.20	12,019.26
33.50				33.50
2,308.58	1,070.00	108.40	35.00	1,095.18
23,008.47	50.00	1,917.05	7,478.97	14,162.45
3,185.01	1,000.00	466.50	.75	1,717.76
4,258.00	750.00	1,972.82	93.70	1,441.48
7,365.09		3,065.20	1,585.63	2,714.26
25,813.19	25,197.60	1.05	387.44	227.10
8,797.88	3,300.00	2,620.70	309.98	2,567.20
3,326.17		2,340.00		986.17
11,265.52	3,491.48	1,570.10	3,665.57	2,535.37
2,006.16	797.50			1,297.66
2,147.53	283.80	7.62		1,856.09
9,124.98	7,741.62	215.00	.25	1,168.11
2,221.47	1,700.00	96.69	53.22	471.56
8,071.36	3,800.00	2,336.00	1,259.47	685.89
5,957.55		1,577.99		4,379.56
1,120.02	300.00		293.17	526.85
2,976.97	500.00	438.75		2,038.22
3,606.20	1,324.98	542.75	1,305.93	432.54
2,620.58	1,000.00	427.68		1,192.90
9,678.32		8,002.76		1,675.46
2,905.71	603.25	785.00	24.62	1,192.84
20,640.00	15,000.00	5,640.00		
18,331.29	5,525.60	834.70		11,971.59
5,415.32	2,275.00	740.07		2,400.25
3,633.30		2,565.48		1,067.88
1,314.12	500.00	256.80		557.32
413.47				413.47
29,380.85	16,300.00	878.00	1,796.30	10,206.55
12,855.63	4,016.62	1,428.70	6,661.72	748.59
3,019.72			3,019.72	
46,501.24		1,918.05	1,300.00	43,283.19
3,942.81	1,000.00	773.00		2,169.81
1,023.43	200.00	300.00		1,193.43
10,310.72	2,011.55	1,762.70	1,661.97	3,874.50
12,034.30		1,520.00		10,514.30
1,905.37			34.41	1,870.96
5,240.89		885.46	3,957.61	397.82
6,652.29	4,523.50	647.88	1.25	1,479.66
3,133.89	1,500.00	374.75		1,259.14
2,879.30	1,219.92	898.00		761.38
25,717.54	3,100.00	1,615.72	21,001.82	
2,818.90	600.00	205.00	253.11	1,760.79
1,192.76		400.00	757.20	35.56

ABSTRACT [B] REPORTS OF

SCHOOL FINANCES FROM

SCHOOL BUILDING

Counties	Debit: On hand July 1, 1911	Debit: Received from district tax	Debit: Received from sale of school funding bonds	Debit: Received from other sources
Keokuk	1,294.45	5,256.33	500.00	79.89
Kossuth	898.53			
Lee		3,612.94		363.36
Linn	18,422.17	21,307.19	900.00	18,524.87
Louisa	1,335.05	3,810.05		
Lucas	802.73	1,400.58		135.47
Lyon	2,232.65	3,795.73	2,625.35	461.61
Madison	5,474.14	2,763.47	212.50	
Mahaska	752.63	2,245.23	25,129.50	632.23
Marion				
Marshall		1,776.00		
Mills				
Mitchell	53.09	58.90		4,460.35
Monona	512.92	1,903.54		
Monroe	515.58	8,261.84		2,392.41
Montgomery	791.09	5,259.50		.13
Muscatine	1,899.09	14,995.07		191.79
O'Brien	3,222.26	3,107.62		140.31
Osceola	1,003.73	1,400.39	13,000.00	220.83
Page				
Palo Alto	1,868.91	3,092.80		
Plymouth	1,960.80	6,412.00	25,543.75	37.00
Pocahontas	2,172.07	3,254.54		
Polk	1,302.52	1,342.96		29,110.66
Pottawattamie	2,787.94	20,829.09	1,400.00	2,195.24
Poweshiek	6.86	748.07		
Ringgold				
Sac	2,495.08	3,535.00		742.57
Scott	4,335.41	34,490.58		
Shelby				
Sioux		1,037.03		1,687.98
Story	1,728.56	4,653.07		
Tama	4,421.39	8,548.67		900.00
Taylor	1,341.06	2,987.23	27.75	2,244.31
Union	1,152.76	4,226.71	29,000.00	111.25
Van Buren	935.91	969.61		
Wapello	7,019.60	4,767.37		
Warren	2,072.78			448.80
Washington	1,883.53	1,755.25	2,000.00	
Wayne	2,969.97	9,063.51	447.16	951.09
Webster	2,209.38	5,719.69		
Winnebago	1,117.67	677.35		
Winneshiek	393.99	1,092.57		
Woodbury	968.91	2,050.96		
Worth	2,019.46	2,627.20		
Wright	213.24	287.72		27.55
Total	$ 192,366.30	$ 374,799.00	$ 239,565.61	$ 109,430.18

COUNTY SUPERINTENDENTS—CONTINUED

JULY 1, 1911, TO JUNE 30, 1912.

BOND FUND

Total debit or credit	Credit: Paid on school building bonds	Credit: Paid interest on school building bonds	Credit: Paid for other purposes	Credit: On hand June 30, 1912
7,130.67	2,704.37	2,114.61	607.37	1,804.32
898.53			898.53	
3,976.30	3,000.00	697.50	278.80	
59,154.23	2,100.00	12,999.25	39,887.82	4,267.16
5,145.10	2,000.00	370.80		2,774.30
2,398.78	1,000.00	203.75	236.00	959.03
9,015.34	3,500.00	1,284.23		4,231.11
8,450.11	1,975.25	914.00	5,126.49	434.37
28,659.59	1,800.00	694.83	2,518.45	23,646.31
1,776.00	1,000.00	605.00	60.00	111.00
4,541.34	1,000.00	1,777.50	1,172.85	99.99
2,416.46	226.00	1,500.00		690.46
11,109.83	4,216.61	3,513.80		3,439.42
6,051.41	5,000.00	555.00		496.41
16,185.95	4,110.00	3,004.25	6,660.44	2,411.26
6,470.19	500.00	2,261.44	1,667.67	2,041.08
15,684.95	10,500.00	1,208.69		3,976.26
4,961.80	2,165.00	987.85		1,808.95
33,953.55	16,044.62	3,379.60		14,529.33
5,426.61	1,355.55	1,648.54	1,122.00	1,300.52
31,656.04	3,000.00	27,997.50	20.00	638.54
27,212.27	11,900.00	9,315.01	3,816.72	2,180.54
754.93	643.39	62.70		48.84
6,702.65	2,500.00	2,412.42	5.69	1,784.64
38,825.99	20,500.00	14,987.50	2.87	3,335.62
2,724.96	1,000.00	575.50	361.98	787.48
6,381.63	1,900.00	2,461.97	109.76	1,909.90
13,870.06	4,373.00	3,163.21	900.00	5,433.85
6,000.35	3,852.47	1,078.51	32.74	1,136.63
34,400.72	31,968.00	821.75		1,700.97
1,905.52		602.03		1,303.49
11,786.97	8,400.00	45.60		3,341.37
2,521.58		176.00	98.41	2,247.17
5,688.78	1,000.00	1,010.00	3,006.48	672.30
13,431.73	4,400.00	1,956.70	1,176.51	5,898.52
7,929.07	350.10	4,180.90		3,398.07
1,795.02		475.55		1,319.47
1,486.50	845.00	87.75		553.81
3,019.87	1,000.00	78.00		1,941.87
4,646.66	2,250.00	704.00		1,692.66
528.51	54.50			474.01
$ 916,161.09	$ 287,944.11	$ 172,415.89	$ 182,955.09	$ 272,846.00

ABSTRACT [B] REPORTS OF COUNTY SUPERINTENDENTS—Con.

SCHOOL FINANCES—INTEREST BEARING INDEBTEDNESS, JUNE 30, 1912.

Counties	Outstanding Bonds and Interest Bearing Warrants		
	Bonds	Warrants	Total
Adair	$ 21,500.00		$ 21,500.00
Adams	3,625.00	$ 410.00	4,035.00
Allamakee	2,100.00	50.94	2,150.94
Appanoose			
Audubon	13,400.00	633.00	14,033.00
Benton	78,750.00		78,750.00
Black Hawk	137,300.00	4,716.75	142,016.75
Boone			
Bremer	38,500.00	2,300.00	40,800.00
Buchanan	51,610.00	15,678.73	67,288.73
Buena Vista	22,000.00	2,990.16	24,990.16
Butler	9,500.00		9,500.00
Calhoun	60,250.00	5,969.21	66,219.21
Carroll	70,500.00	800.00	71,300.00
Cass	27,500.00		27,500.00
Cedar	54,200.00	2,419.03	56,619.03
Cerro Gordo	79,250.00	1,700.00	80,950.00
Cherokee	31,150.00	1,301.00	32,451.00
Chickasaw	20,900.00		20,900.00
Clarke	2,350.50	300.00	2,650.50
Clay	70,500.00	4,364.53	74,864.53
Clayton	3,800.00	1,400.00	5,200.00
Clinton	141,900.00	5,293.95	147,193.95
Crawford	36,000.00	8,226.90	44,226.90
Dallas	67,700.00	8,730.37	76,430.37
Davis	9,500.00		9,500.00
Decatur	16,500.00		16,500.00
Delaware	47,038.00	432.30	47,470.30
Des Moines	216,000.00	1,441.91	217,441.91
Dickinson	42,500.00	496.18	42,996.18
Dubuque	188,000.00		188,000.00
Emmet	22,500.00	2,570.25	25,070.25
Fayette	40,300.00	2,693.15	42,993.15
Floyd	111,000.00	8,007.92	119,007.92
Franklin	2,000.00		2,000.00
Fremont	20,100.00		20,100.00
Greene	22,500.00	2,253.01	24,753.01
Grundy	18,300.00	21,934.76	40,234.76
Guthrie	25,700.00		25,700.00
Hamilton	81,000.00	1,662.81	82,662.81
Hancock	12,700.00		12,700.00
Hardin	25,251.81	7,239.25	32,491.06
Harrison	49,950.04	854.00	50,804.04
Henry			
Howard	21,700.00		21,700.00
Humboldt	28,500.00	1,679.66	30,179.66
Ida			
Iowa	36,150.00	805.71	36,955.71
Jackson	16,500.00	423.45	16,923.45
Jasper	65,000.00	14,078.67	79,078.67
Jefferson	34,880.00		34,880.00
Johnson	42,000.00	1,600.00	43,600.00
Jones	18,500.00	4,634.26	23,134.26
Keokuk	53,479.64	3,952.66	57,432.30
Kossuth	48,500.00		48,500.00
Lee	68,310.00	$4,188.64	102,498.64
Linn	362,860.00	1,811.90	364,701.90

ABSTRACT [B] REPORTS OF COUNTY SUPERINTENDENTS—Con.

SCHOOL FINANCES—INTEREST BEARING INDEBTEDNESS, JUNE 30, 1912.

Counties	Outstanding Bonds and Interest Bearing Warrants		
	Bonds	Warrnts	Total
Louisa	30,300.00	3,872.66	34,172.66
Lucas	4,400.00		4,400.00
Lyon	41,500.00	825.00	42,325.00
Madison	33,360.67	4,069.49	37,430.16
Mahaska	64,200.00	2,770.29	66,970.29
Marion	32,948.00	853.00	33,801.00
Marshall	98,325.00	10,280.66	108,605.66
Mills	34,350.00	2,000.00	36,350.00
Mitchell	51,250.00	515.79	51,765.79
Monona	15,000.00		15,000.00
Monroe	95,748.48	500.00	96,248.48
Montgomery	16,500.00		16,500.00
Muscatine	70,990.00	1,011.81	72,001.81
O'Brien	61,500.00	913.72	62,413.72
Osceola	23,000.00		23,000.00
Page	54,600.60	1,050.00	55,650.00
Palo Alto	22,000.00	5,843.50	27,843.50
Plymouth			
Pocahontas	15,288.90	1,700.00	16,988.90
Polk	1,313,800.00	65,296.95	1,379,096.95
Pottawattamie	46,700.00	682.00	47,382.00
Poweshiek	24,950.00	6.61	24,956.61
Ringgold			
Sac	56,400.00	5,918.45	62,318.45
Scott	336,000.00	453.24	336,453.24
Shelby	4,000.00	103.77	4,103.77
Sioux	34,250.00		34,250.00
Story	181,300.00	3,547.82	184,847.82
Tama	32,000.00	8,049.57	40,049.57
Taylor	54,390.00	2,116.66	56,506.66
Union			
Van Buren	34,878.34	1,670.78	36,549.12
Wapello	82,760.50	50,128.97	132,889.47
Warren	3,200.00		3,200.00
Washington	49,900.00	1,494.98	51,394.98
Wayne	29,900.00	1,678.29	31,578.29
Webster	151,200.86	15,243.91	166,444.77
Winnebago	21,000.00		21,000.00
Winneshiek	7,650.00	2,550.00	10,200.00
Woodbury	19,240.00	31,929.32	51,169.32
Worth		13,750.00	13,750.00
Wright	35,500.00	1,052.11	36,552.11
Total	$ 6,076,415.74	$ 421,923.41	$ 6,498,339.15

ABSTRACT [C] REPORTS OF

CERTIFICATES ISSUED BY EDUCATIONAL BOARD

Counties	First Grade		Second Grade		Third Grade		Provisional		Special		Kindergarten		No. Certificates Issued		No. of applicants rejected		Normal training examinations
	Male	Female	Male	Female	Male	Female	Male	Female	Male	Female	Female		Male	Female	Male	Female	
Adair	3	32	7	97	8	23	12	39		4			30	197	7	48	6
Adams	1	8	5	59	2	39	6	38		1			14	145	9	40	
Allamakee		2	2	94	4	39	2	50		1			8	193	1	62	17
Appanoose	3	7	27	92	16	43	5	19					49	168	11	84	
Audubon	1	4	2	36	8	16	5	34			1		16	91	4	36	
Benton	4	12	8	88	5	47	9	48		1			24	196	7	44	
Black Hawk	1	33	8	89	6	45	2	43	2	6			19	216	5	46	
Boone	2	5	2	33	5	55	3	42	1	1			13	136	4	125	
Bremer		12	5	57	4	29	7	34		4			16	136	9	58	6
Buchanan	2	21	3	73	3	53	8	14					16	161	6	105	
Buena Vista	2	37	2	82	2	23	1	6		3			7	155	1	78	
Butler	2	22	5	51	3	30	1	35		2			11	140	6	47	
Calhoun	1	27	4	83	2	48	2	28		1			9	187	1	32	18
Carroll	4	19	7	86	5	54		25	1				17	184	6	82	
Cass		42	15	170	12	115	2	24		1			29	352	13	168	
Cedar	4	8	6	50	8	30	4	24					22	112	4	48	
Cerro Gordo	1	19	5	80	2	38	2	27	2	2	1		12	167	3	61	
Cherokee		4	4	108	1	31	3	40	2	1			10	184	1	61	
Chickasaw	2	19	30	98	20	52	8	44		3			60	216	25	68	
Clarke		5	11	47	7	50	13	29		2			31	133	13	51	
Clay	2	19	9	63	6	42	2	16	2	2			21	142	8	66	18
Clayton	2	11	7	82	3	29	7	43					19	166	2	49	20
Clinton	5	27	6	179	1	54	2	4	3	6			15	270	5	88	43
Crawford	1	24	2	71	1	68	4	82		6			8	251	2	101	
Dallas	2	24	4	54	8	47	2	43	1				17	168	2	50	
Davis	1	5	20	47	16	41	1	7					38	100	19	74	
Decatur	6	14	11	32	9	57	4	35		1			30	133	19	88	
Delaware	2	5	4	65		29	4	26	1	3	1		12	142	1	47	32
Des Moines	2	19	3	92	1	23	2	19	8	3	2		16	158	1	23	
Dickinson	1	18	1	36	5	17		7					7	88	3	11	
Dubuque	1	90	1	124		56	3	14	2	6	4		7	224	1	129	
Emmet		11	4	33	3	38	2	18	2	2			11	92	1	31	
Fayette	2	20	2	82	3	41	9	57		1			16	201	4	120	
Floyd	1	10	2	61	1	34	2	42		3			6	150	2	36	
Franklin	2	21	7	111	3	46	7	43		1			19	222	6	54	
Fremont		11		81	6	46	6	45		1			12	184	6	63	
Greene	2	20	9	71	5	46	9	51					25	188	8	78	
Grundy	1	9	5	53	1	34	6	34		2			13	132	4	52	
Guthrie	4	14	6	82	7	43	15	56		3			32	198	9	76	
Hamilton	1	17	3	75	4	34	3	34		1	1		11	162	6	40	
Hancock	4	16	4	96		71	2	37					10	220	4	29	
Hardin	3	17	3	71	4	56	6	48	1				17	192	5	65	
Harrison	1	15	3	84	5	57	4	13		5			13	174	8	110	5
Henry	4	3	20	45	20	137	4	6	1	2	2		49	165	20	28	
Howard		4	3	30	1	33	7	48					11	116	2	47	
Humboldt		9	3	48		34	2	18					5	109	1	66	
Ida		7	5	91	2	31	4	13		1	1		11	144	7	30	
Iowa		3	8	58	4	35	3	46	1				16	142	1	60	
Jackson	2	4	7	85	7	50	3	26	1	2	1		20	168	17	100	
Jasper	2	18	3	74	2	48	12	70	1	1			20	211	2	133	
Jefferson	2	5	6	61	8	36	7	14	1	1	1		24	118		55	
Johnson	2	18	7	96	6	61	9	22	1				26	196	7	111	
Jones	1	15	4	63	2	23	1	5		2			8	108	2	37	

COUNTY SUPERINTENDENTS.

OF EXAMINERS, JULY 1, 1911, TO JUNE 30, 1912

No. examined		Different persons licensed		Average age of applicants		No. with no experience in teaching		Taught less than one year		Number employed holding state licenses		Number employed holding uniform county licenses					No. who are members of reading clubs
Male	Female	Male	Female	Male	Female	Male	Female	Male	Female	Male	Female	First grade	Second grade	Third grade	Provisional		
39	248	25	94	20	19	10	28	6	53	3	13	37	49	19	26	97	
23	185	13	92	24	22	3	38	1	16	4	7	22	99	29	11	67	
9	272	8	193	22	22	4	25		12	5	8	22	101	25	30	25	
60	292	42	168	23	19	12	49	4	11	3	17	27	125	36	23	67	
20	127	15	81	23	20	5	20	6	23	3	8	21	68	24	31		
31	240	21	166	22	21	4	46	3	20	6	21	37	145	36	45	35	
24	262	18	241	20	23	1	15	1	16	15	71	63	112	33	12	40	
17	201	10	67	32	23	2	19	3	27	4	36	54	86	54	45	175	
25	200	8	78	21	20	6	36	3	17	2	15	32	83	19	30	60	
22	266	15	154	22	19	1	42	1	19	4	22	51	109	37	27	57	
8	233	7	155	22	24	3	24		11	9	22	29	85	25	10		
17	187	9	117	21	22	5	31		8	9	24	62	98	21	29	38	
10	237	7	130	24	22	2	14		25	6	26	53	131	26	8		
23	266	14	121	28	22	4	26	3	19	7	26	50	89	20	6	86	
42	520	15	139	26	20	7	56	7	27	8	25	62	111	31	14		
26	160	24	146	19	20	7	21	1	10	6	26	34	139	45	20	59	
15	228			22	22					9	53	48	107	29	37	57	
11	245	10	104	23	18	3	85	2	21	5	11	35	121	14	36	60	
85	284			19	19	25	90	20	124	5	7						
44	184	17	81	25	22	5	30	9	46	2	8	15	88	39	16	30	
29	226	16	111	22	19	3	24	3	31	4	12	30	80	23	14	45	
22	234	16	148							6	11	27	160	41	35	50	
20	401	15	230	24	20	7	102		26	8	14	85	226	37	9	218	
10	352	8	140	25	20	1	41	2	92	7	23	58	119	61	76	154	
19	218	17	160	22	21	3	40		21	10	36	65	113	33	44		
57	174	28	80	22	20	13	18	10	17	2	4	16	72	29	8	60	
49	221	26	133	22	19	5	30	3	12	3	7	4	25	69	61	77	
18	216	10	125	23	22	3	28	3	38	4	6	12	140	20	23	27	
17	151	10	140	29	29	2	16		5	9	31	28	123	22	19	60	
10	99	3	45	27	21	2	17		12	7	9	35	69	16	10	49	
8	353	6	170	25	25		62		66	6	5	118	112	20	17		
12	123	4	42	20	19	3	15		14	3	15	30	62	14	20	25	
26	321	11	140	25	21	5	42	2	20	7	25	52	144	42	60	50	
8	185	6	129	24	23	1	27		13	7	22	26	104	26	16	65	
25	276	18	237	26	19	1	26	1	16	8	14	30	85	36	31	45	
18	247	11	144	19	22	9	49	1	22	6	26	24	104	27	17		
33	266	13	90	21	22	7	55	1	23	10	19	43	107	27	22	125	
17	184	13	122	20	20	2	32	2	29	4	13	18	86	35	40		
41	274	24	145	25	20	8	52	5	35	9	16	39	101	29	29		
17	202	13	116	20	22	3	29	3	18	4	15	39	102	22	13	7	
14	249	11	129	28	21		23		64	3	16	45	101	25	5	43	
22	257	22	250			2	44	3	46	6	21	48	98	33	29	185	
22	288	6	82	18	20	3	44		14	12	33	72	145	41	21		
69	223	32	168	20	21	11	110	6	84	6	13	77	143	23	8	156	
13	162			19	19	8	63		17	2	4	19	63	25	31	59	
6	175	5	92	23	22	3	31	3	36	4	14	23	82	24	15		
18	174	9	156	23	26	11	40		25	3	15	12	83	27	17	100	
17	202	13	100	28	22	1	25	1	5	4	19	30	106	26	30	48	
37	268	16	153	26	21	12	62	3	42	6	10	17	88	57	29	25	
22	344	20	174	22	21	4	56	2	26	7	22	48	135	48	58	6	
24	173	4	82	23	23	1	19		7	7	10	18	44	67	11		
38	307			21	20	4	60	6	90	7	36	42	123	41	23	75	
10	145	7	107	22	25	3	18	1	3	5	22	38	123	28	7	152	

ABSTRACT [C] REPORTS OF

CERTIFICATES ISSUED BY EDUCATIONAL BOARD

Counties	First Grade		Second Grade		Third Grade		Provisional		Special		Kindergarten		No. Certificates Issued		No. applicants rejected		Normal training examinations
	Male	Female	Male	Female	Male	Female	Male	Female	Male	Female	Female		Male	Female	Male	Female	
Keokuk	3	13	13	74	14	71	7	58	----	2	----		37	218	22	109	15
Kossuth	4	32	10	96	6	87	4	43	----	3	----		24	211	7	61	----
Lee	----	31	3	78	2	32	7	34	2	6	----		14	171	4	65	----
Linn	6	115	9	188	2	45	11	55	5	28	6		33	432	----	72	----
Louisa	1	14	8	72	1	17	12	28	----	2	----		22	133	3	57	----
Lucas	----	19	5	67	5	38	3	18	2	3	----		16	136	6	72	----
Lyon	4	15	14	65	5	39	5	48	----	----	----		28	167	11	82	----
Madison	2	12	7	82	8	40	8	48	----	----	----		25	182	14	71	----
Mahaska	2	13	11	65	8	41	5	37	----	----	1		26	157	13	106	----
Marion	5	9	6	80	4	27	9	50	----	1	----		24	167	6	38	----
Marshall	----	13	6	89	1	41	3	19	----	5	2		10	160	6	97	----
Mills	----	9	4	69	1	24	----	42	----	----	----		5	154	6	29	13
Mitchell	1	2	4	64	1	30	2	16	----	1	----		8	113	1	55	----
Monona	2	5	2	52	----	43	2	30	----	----	----		6	130	2	85	12
Monroe	----	13	3	83	5	50	5	31	----	2	----		13	179	6	66	----
Montgomery	2	13	9	59	4	32	7	37	----	1	----		22	142	----	43	13
Muscatine	1	39	2	70	2	24	3	14	4	6	----		12	153	2	42	----
O'Brien	----	9	1	75	----	44	----	58	1	4	1		2	190	----	85	----
Osceola	3	6	6	53	1	32	3	47	----	----	----		13	138	6	89	----
Page	3	16	5	131	4	54	3	35	----	1	----		15	237	2	47	----
Palo Alto	1	23	2	83	3	58	2	54	----	2	----		8	220	3	69	----
Plymouth	----	4	----	82	----	62	2	25	----	----	----		2	173	1	94	----
Pocahontas	----	18	8	80	10	37	7	21	----	----	----		25	156	15	73	----
Polk	8	180	5	167	6	77	9	69	1	26	28		29	547	11	75	----
Pottawattamie	4	55	6	141	1	72	8	50	1	7	----		20	325	3	106	----
Poweshiek	----	13	4	63	10	54	15	68	1	2	1		30	191	15	68	----
Ringgold	----	10	3	58	5	45	9	37	----	----	----		17	150	7	44	----
Sac	2	15	4	55	2	39	2	56	----	----	----		10	165	1	45	----
Scott	3	17	1	141	1	32	12	44	2	9	----		19	243	----	35	----
Shelby	1	21	3	71	3	48	10	42	----	1	----		17	183	1	59	----
Sioux	1	19	3	66	1	67	9	68	----	2	----		14	222	3	80	12
Story	1	8	9	90	3	53	9	55	1	3	----		23	209	7	69	----
Tama	----	3	3	100	7	41	2	49	----	1	1		12	196	8	62	----
Taylor	9	3	20	78	9	48	6	48	1	8	----		38	180	17	31	----
Union	----	24	5	83	5	59	9	62	1	1	1		20	220	14	64	20
Van Buren	----	10	13	66	12	25	1	19	----	1	----		26	121	11	42	----
Wapello	2	43	4	136	----	49	3	30	8	7	----		17	265	2	27	----
Warren	5	12	11	67	10	62	4	33	1	2	----		31	176	14	126	----
Washington	----	8	4	56	3	37	1	62	----	3	2		8	168	5	61	----
Wayne	3	7	10	57	11	43	8	33	----	1	----		32	141	11	61	----
Webster	----	27	4	96	5	33	1	23	----	2	5		10	186	8	151	----
Winnebago	----	26	6	97	3	47	4	44	----	3	----		13	217	2	45	----
Winneshiek	1	1	6	63	5	23	9	57	----	1	----		21	145	8	86	----
Woodbury	----	85	----	150	----	76	----	138	----	6	----		----	456	----	168	----
Worth	1	4	2	22	3	18	7	31	----	1	----		13	76	3	38	----
Wright	----	8	3	40	3	34	4	28	----	1	----		10	111	1	70	----
Total	167	1,831	607	7,784	460	4,342	499	3,685	65	238	63		1,798	17,943	608	6,570	240

COUNTY SUPERINTENDENTS—CONTINUED.

OF EXAMINERS, JULY 1, 1911 TO JUNE 30, 1912.

No. examined		Different persons licensed		Average age of applicants		No. with no experience in teaching		Taught less than one year		Number employed holding state licenses		Number employed holding uniform county licenses					No. who are members of reading clubs
Male	Female	Male	Female	Male	Female	Male	Female	Male	Female	Male	Female	First grade	Second grade	Third grade	Provisional		
59	342	28	168	22	22	10	72	3	19	7	18	36	102	58	32	68	
31	272	----	295	----	21	----	50	----	100	----	29	39	72	14	24	150	
18	236	14	171	28	28	4	33	1	8	7	14	50	93	21	39	----	
33	504	----	----	----	----	----	----	----	----	11	67	121	192	46	66	----	
25	190	22	133	21	21	5	35	2	91	3	9	21	69	10	33	----	
22	208	21	190	27	23	2	39	----	10	4	5	15	71	28	18	55	
39	249	28	167	24	22	7	56	4	19	4	12	37	102	40	20	45	
39	253	21	142	----	----	12	47	----	12	3	8	33	123	41	25	----	
39	263	19	112	22	23	12	41	6	14	5	21	36	110	43	39	----	
30	205	----	----	20	21	5	45	1	6	5	21	50	114	25	31	----	
16	257	----	----	25	24	2	20	1	12	3	54	52	121	31	20	104	
14	192	5	112	35	22	1	38	----	3	4	10	24	85	18	12	28	
9	168	7	92	24	20	5	50	6	80	2	6	18	85	19	18	20	
8	227	----	----	----	20	----	35	----	26	8	25	28	102	39	32	75	
19	235	7	99	21	21	2	45	4	12	5	16	29	113	36	12	90	
22	198	19	118	20	22	5	21	5	10	6	17	53	99	29	25	----	
14	195	12	151	24	25	3	36	----	14	5	13	99	97	13	17	61	
2	225	2	140	24	22	----	58	----	19	8	30	28	116	25	24	87	
19	177	5	78	20	20	2	10	1	14	2	7	21	58	15	11	40	
17	284	15	279	25	24	3	57	1	19	3	31	33	136	29	25	85	
11	279	----	----	20	18	----	30	----	50	2	10	40	95	37	29	----	
3	267	1	160	22	16	----	77	----	10	6	20	32	85	60	27	85	
40	229	----	----	27	19	12	36	7	23	6	16	37	112	30	28	----	
40	622	----	----	27	19	8	122	1	29	19	342	275	68	7	----	----	
23	431	14	305	30	24	7	72	1	46	9	57	185	170	41	56	213	
45	259	22	142	20	21	11	45	----	10	5	29	42	97	49	38	----	
24	194	14	126	25	22	7	41	2	16	2	10	29	95	31	25	----	
11	210	6	188	21	20	2	43	----	27	7	20	43	93	26	24	6	
19	278	2	116	43	20	2	52	1	12	18	12	54	165	20	22	36	
18	222	11	131	30	21	6	47	4	38	5	12	29	104	30	39	62	
17	314	10	159	26	24	7	102	----	29	9	25	70	95	37	30	27	
30	278	20	168	21	23	8	49	1	19	12	30	43	74	38	30	50	
20	287	10	100	21	20	8	40	3	30	6	18	30	40	39	20	150	
55	211	38	180	20	23	10	61	2	13	3	20	44	77	25	14	48	
34	304	12	176	----	----	3	32	----	----	4	11	27	75	59	12	125	
37	163	14	81	22	23	11	37	4	9	5	7	14	121	21	25	51	
19	292	2	90	28	26	----	38	----	9	6	14	48	170	24	9	116	
45	302	25	135	----	----	13	26	1	18	3	9	29	99	50	24	----	
13	229	9	135	22	22	2	62	2	21	7	18	26	87	36	35	74	
42	202	33	149	23	25	4	24	5	9	6	14	20	90	20	8	60	
18	337	6	164	23	20	4	20	2	37	5	43	72	137	27	20	60	
15	202	10	158	23	21	2	44	3	28	3	8	37	71	6	7	----	
29	230	----	----	20	19	5	86	6	63	2	16	17	112	23	38	----	
----	662	----	----	30	22	----	----	----	----	10	46	127	101	37	----	----	
16	115	8	56	25	21	2	19	2	8	4	4	23	59	12	27	45	
11	181	----	----	19	19	5	43	----	----	3	26	53	87	25	13	152	
2,419	24,788	1,190	11,822	23.5	21.4	486	4,008	221	2,515	567	2,254	1,262	10,023	3,042	2,485	5,127	

ABSTRACT [D] REPORTS OF COUNTY SUPERINTENDENT

BUILDINGS AND GROUNDS, JULY 1, 1911, TO JUNE 30, 1912

Counties	Buildings and Sites							Trees			
	Good	Fair	Poor	Total	No. of schoolhouses built during the year	No. without suitable and separate outbuildings	No. supplied with flags	No. of school sites having thrifty planted trees	No. of planted trees in thrifty condition on school sites	No. of school sites having no trees	No. of schoolhouses having suitable heating and ventilating systems
Adair	80	50	15	145	3		4	100	1,000	4	3
Adams	65	26	21	112		12	24	79	2,237	4	4
Allamakee	105	24	2	131		15	78	125	1,270	6	90
Appanoose	94	35	11	140	3		36	92	80	5	126
Audubon	70	34	7	111		12		90		23	10
Benton	105	68	10	183	2	1	100	71	3,082		32
Black Hawk	75	53	25	153	4	10	55	132	2,438	3	20
Boone	49	102	9	160	4		92	84	2,764		11
Bremer	62	36	6	104	1	10	40	100	1,037	1	13
Buchanan	96	30	20	146	1	10	32	80	1,800	11	21
Buena Vista	76	42	14	132	2		103	94	2,839	19	15
Butler	81	57	10	148	2		97	80	2,984	18	16
Calhoun	69	63	13	145	2	85	128	120	2,480	8	11
Carroll	75	49	14	138			11	101	2,976	14	3
Cass	114	33	7	154	3		60	97	3,645	2	
Cedar	118	23	4	145	1		50	120	2,400		14
Cerro Gordo	40	87	20	147	2		108	115	many	5	80
Cherokee	115	25	5	145	3		145	120	2,400		3
Chickasaw	47	57	15	119	2	50	75	110	1,050	2	
Clarke	27	68	13	108	2		50	80	1,394	25	
Clay	29	8	96	124	10		90			40	55
Clayton	140	30	10	180		5	40	54	2,031	44	7
Clinton	121	60	6	187	8	9	160	95	3,735	8	60
Crawford	141	30	8	179	2	6	20	85	3,812	18	10
Dallas	116	28	12	156	2	8	82	90		10	2
Davis	40	50	14	104	3			70		10	7
Decatur	75	45	3	123	1	15	50	500			
Delaware	120	23	3	146		4	126	140	2,383		11
Des Moines	60	30	11	101			55	90	1,700		
Dickinson	53	21	7	81			81	65	1,382	9	19
Dubuque	60	50	39	149		20	76	145	1,920	4	16
Emmet	64	13	7	84	1	2	76	58	1,956	12	41
Fayette	130	45	11	186	2		181	181	8,475		15
Floyd	64	44	13	121	2		110	102	1,950		
Franklin	100	25	19	144		4	55	100	1,500	11	8
Fremont	120	2	5	127	1				2,876	1	7
Greene	98	20	27	145			60	125	2,880	3	8
Grundy	42	72	13	127	2	17	28	125	3,055	3	17
Guthrie	120	22	12	154	1		35	80		17	4
Hamilton	84	50	10	144	2		95	90	1,220		138
Hancock	95	31	11	137			122	93	2,740	11	23
Hardin	75	60	15	150	2		148	115	2,250		18
Harrison	101	42	20	163			37	130	2,761	5	30
Henry	62	28	18	108	1	2	96	64	1,899		6
Howard	34	49	24	107		52	93	50	50	45	
Humboldt	17	93	3	113			105	53	2,327	13	16
Ida	3	10	93	106		25	20	80		11	4
Iowa	59	56	28	143	1	3	40	125	2,228		3
Jackson	68	78	7	153	1	18	60	66	686	4	12
Jasper	121	55	16	192	3	44	100	124	3,990	8	
Jefferson	41	50	10	101		4	64	85	1,160		
Johnson	140	25	6	171	1	2	25	155	3,370	5	33

ABSTRACT [D] REPORTS OF COUNTY SUPERINTENDENTS—Con.

BUILDINGS AND GROUNDS, JULY 1, 1911, TO JUNE 30, 1912

Counties	Buildings and Sites							Trees			
	Good	Fair	Poor	Total	No. of schoolhouses built during the year	No. without suitable and separate outbuildings	No. supplied with flags	No. of school sites having thrifty planted trees	No. of planted trees in thrifty condition on school sites	No. of school sites having no trees	No. of schoolhouses having suitable heating and ventilating systems
Jones	108	22	12	142		2	90	102	2,198	10	
Keokuk	110	35		145	3		144	95	1,274	5	
Kossuth	160	60	3	223	2		190	175	3,500	3	10
Lee	61	41	22	124	1	3	42	69	2,179	5	17
Linn	180	12	6	207	8		180	101	3,423	7	
Louisa	90	35	10	95	2		45	75		1	5
Lucas	63	30	4	97	5	20	35	62	1,200	2	7
Lyon	87	34	18	139	1	8	75	122	3,000	8	11
Madison	100	24	18	142	2	15	50	100	2,300		
Mahaska	114	19	22	155	3		155	125	3,220	1	8
Marion	76	60	11	147	3		149	91	2,000		12
Marshall	78	45	28	151	1		69	130	3,050	2	22
Mills	73	9	10	94	1	1	36	58	1,848	9	1
Mitchell	57	22	25	104				80			12
Monona	138	10	2	150			61	107	3,050	12	3
Monroe	50	46	13	109	1	10	16	53	990	21	8
Montgomery	90	21	3	114	1		85	100	2,850	1	1
Muscatine	48	39	16	103	3	6	90	96	2,150		30
O'Brien	86	48	8	142	1	5	132	110	3,237	26	8
Osceola	25	58	11	94		3	90	64	1,595	16	1
Page	66	62	8	136	1		89	125	4,399	5	16
Palo Alto	85	38	11	134	1		132	100	2,000	24	30
Plymouth	30	111	39	180	5	14	176	125	2,250	8	15
Pocahontas	126	11	1	138	1		121	128	5,630		1
Polk	88	100	16	210	9			73	4,200		72
Pottawattamie	229	17	11	257	1	2	83	152	6,321	6	116
Poweshiek	89	52	3	144	1	1	51	88	3,256	4	10
Ringgold	71	56	4	131	2			102	1,095	3	8
Sac	28	88	23	139	2		125	70	2,536	20	21
Scott	104	20	4	128	1		128	128	3,461		48
Shelby	79	66	8	143	1	33	30	108	3,544	13	7
Sioux	80	97	7	184	1	6	184	146		20	35
Story	75	48	31	154	3	4	54	100	2,000		2
Tama	97	55	31	183	1			145		30	
Taylor	54	38	34	126	4	8	34	70	2,228	8	9
Union	73	44	2	119	3	2	49	95	2,170	12	
Van Buren	40	49	24	113	2	6	53	82	1,619		6
Wapello	43	45	30	118			78	67	2,324	12	23
Warren	90	39	13	142	1	1	12	64	720		
Washington	84	33	14	131	3	7		70	2,200	1	19
Wayne	90	31	6	127	1	29	23	86	1,510	16	
Webster	137	44	9	190	1		191	112	2,416	10	18
Winnebago	32	57	4	93	4	4	42	80	1,750	10	26
Winneshiek	137	6	7	150		12	36	122	2,417	28	90
Woodbury	100	102	12	214	3			120		26	
Worth	80	10	7	97	1	1	75	88	1,580	4	55
Wright	100	20	16	136		10	100	112	3,400		67
Total	8,223	4,212	1,435	13,870	174	647	7,153	9,598	207,341	827	1,888

ABSTRACT [D] REPORTS OF COUNTY SUPERINTENDENTS—Con

MEETINGS, SCHOOL VISITATION AND COMPENSATION, JULY 1, 1911, TO JUNE 30, 1912.

Counties	Educational Meetings				School Visitation		Compensation and Expenses			
	County association	Township meetings	Educational meetings held	School officers' meetings	Number appeals decided since last report	School rooms visited since last report	No. different visits made by county superintendent	Amount received by county superintendent from July 1, 1911, to June 30, 1912	Amount paid by county to assistants from July 1, 1911, to June 30, 1912	Amount traveling expenses paid by county from July 1, 1911, to June 30, 1912
Adair	Yes	No	5	None	None	102	150	$ 1,250.00	$ 105.75	$ 114.45
Adams	Yes	Yes	4	None	None	134	135	1,250.00	119.00	87.14
Allamakee	Yes	Yes	4	None	None	138	125	1,350.00	60.00	117.35
Appanoose	Yes	No	1	None	None	136	136	1,250.00	25.00	48.50
Audubon	No	Yes	3	1	None	96	130	1,250.00	8.00	139.20
Benton	No	No	2	None	None	184	184	1,250.00	58.25	83.95
Black Hawk	No	Yes	5	None	1	135	150	1,250.00	350.00	220.60
Boone	No	No	1	None	1	156	156	1,400.00	31.50	240.00
Bremer	No	Yes	15	None	None	109	122	1,250.00	21.50	173.19
Buchanan			2			138	163	1,250.00	79.10	269.76
Buena Vista	No	No	2	1	None	189	292	1,800.00		204.60
Butler	Yes	No	2	None	None	147	149	1,250.00	20.00	150.00
Calhoun	No	No	2	None	None	132	138	1,250.00	59.00	200.55
Carroll	Yes	Yes	8	6	None	185	227	1,437.00		37.00
Cass	Yes	Yes	10			182	191	1,250.00		116.98
Cedar	Yes	Yes	1	None	None	149	110	1,250.00	34.00	161.29
Cerro Gordo	Yes	Yes	26	None	None	125	135	1,368.00	480.00	139.40
Cherokee	Yes	16	None	None	None	166	300	1,250.00	100.00	198.40
Chickasaw	Yes	No	1	None	None	162	194	1,500.00	60.00	396.70
Clarke	Yes	No	None	None	None	75	90	1,250.00	18.00	58.16
Clay	Yes	Yes	10	1	None	140	201	1,250.00	72.00	160.00
Clayton	Yes	No	1	None	None	180	200	1,250.00	212.00	185.00
Clinton	Yes	Yes	121	None	None	170	181	1,850.00	420.00	
Crawford	Yes	Yes	8	?	None	222	324	1,250.00	94.60	173.08
Dallas	No	No	3	None	None	198	223	1,250.00	480.00	142.44
Davis	Yes	Yes	5	None	2	90	102	1,250.00	50.00	31.00
Decatur	No	No	2	None	None	110	110	1,250.00		200.00
Delaware	No	No	2	?	None	150	193	1,250.00		172.33
Des Moines	No	No	4	None	1	104	122	1,300.00	300.00	180.00
Dickinson	No	Yes	5	3	2	110	150	1,250.00	74.00	152.98
Dubuque	No	No	4	1	1	169	259	1,500.00	600.00	
Emmet	Yes	No	2	None	None	113	244	1,250.00		160.00
Fayette	No	No	2	1	1	210	215	1,249.99	480.00	212.11
Floyd	No	No	3	1	None	160	178	1,250.00		165.75
Franklin	Yes		1			121	124	1,250.00	70.00	165.00
Fremont	No	No	2	None	None	110	118	1,250.00	78.75	201.74
Greene	Yes	No	1	None	1	180	180	1,250.00	72.70	125.86
Grundy	No	No	4	4	None	99	33	1,250.00	13.60	127.96
Guthrie	Yes	Yes	9	3	None	147	157	1,350.00	20.00	186.60
Hamilton	No	Yes	2	1	None	163	170	1,250.00	223.50	147.93
Hancock	No	No	1	None	1	135	147	1,250.00	385.40	189.09
Hardin	Yes	Yes	9	4		210	375	1,250.00	30.00	180.00
Harrison	No	No	1	None	None	184	165	1,250.00	450.00	238.00
Henry	Yes	Yes	6	1	1	143	189	1,250.00		188.00
Howard	No	No	2			204		1,250.00		136.60
Humboldt	Yes	Yes	1	None	None	124	186	1,250.00	8.00	101.37
Ida	Yes	Yes	4	2	None	145	130	1,440.00	22.00	
Iowa	Yes	Yes	7	None	None	140	145	1,250.00	16.00	114.42
Jackson	Yes	No	7	None	None	203	210	1,250.00		179.46
Jasper	No	Yes	22	None	None	50	64	1,250.00	510.00	158.05
Jefferson	No	No	1	None	None	130	239	1,250.00	21.25	162.97

ABSTRACT [D] REPORTS OF COUNTY SUPERINTENDENTS—Con.

MEETINGS, SCHOOL VISITATION AND COMPENSATION, JULY 1, 1911, TO JUNE 30, 1912.

Counties	Educational Meetings				School Visitation		Compensation and Expenses			
	County association	Township meetings	Educational meetings held	School officers' meetings	Number appeals decided since last report	School rooms visited since last report	No. different visits made by county superintendent	Amount received by county superintendent from July 1, 1911, to June 30, 1912	Amount paid by county to assistants from July 1, 1911, to June 30, 1912	Amount traveling expenses paid by county from July 1, 1911, to June 30, 1912
Johnson	Yes	Yes	6	None	None	167	170	1,450.00	267.85	205.34
Jones			6			107	110	1,250.00		161.89
Keokuk	Yes	Yes	9	1		200	250	1,250.00	195.15	174.52
Kossuth	Yes	Yes	3	None	1	220	225	1,250.00	390.00	240.00
Lee	Yes	No	2	None	None	168	190	1,250.00	16.00	225.58
Linn	Yes					225	230	1,800.00	661.96	
Louisa	Yes	Yes	12	2	None	105	200	1,250.00	200.00	242.50
Lucas	Yes	No	5			118	114	1,250.00	21.25	135.05
Lyon	Yes	Yes	11	None	None	135	142	1,250.00	39.00	155.02
Madison	Yes	No	2	None	None	160	222	1,250.00	90.00	41.87
Mahaska	No	No	7	None	None	231	240	1,250.00	72.00	170.00
Marion	No	No	4	1	None	100	100	1,250.00	51.00	83.88
Marshall	No	No	3			225	220	1,250.00	21.50	81.10
Mills	No	No	None	None	1	70	101	1,250.00	55.40	191.44
Mitchell	No	No	None	None	None	106	150	1,250.00		121.00
Monona	Yes	Yes	1	2	None	153	250	1,250.00		180.00
Monroe	Yes	No	3	None	None	180	180	1,250.00	80.25	130.90
Montgomery	Yes	Yes	8	8	1	130	145	1,250.00	60.00	144.00
Muscatine	Yes	Yes	16	None	None	88	94	1,400.00	380.00	78.00
O'Brien	No	No	None	None	None	165	200	1,250.00	27.00	28.00
Osceola	No	No	1	None	None	94	125	1,250.00	12.00	168.14
Page	Yes	No	16	2	None	215	482	1,500.00	480.00	241.26
Palo Alto	Yes	Yes	12	None	1	140	200	1,250.00	40.00	235.40
Plymouth	Yes	Yes	5	None	None	480	480	1,250.00	100.00	200.00
Pocahontas	Yes	Yes	2	None	None	160	175	1,250.00	216.00	142.56
Polk	Yes	Yes	15	4	None	432	289	2,000.00	720.00	240.00
Pottawattamie		Yes	8	6	1	172	196	1,500.00	600.00	132.96
Poweshiek	No	No	5	2	None	148	148	1,250.00	36.25	121.54
Ringgold	No	No	4	None	None	116	125	1,250.00	173.20	200.00
Sac	No	No	7	6	None	123	128	1,250.00	125.00	125.00
Scott	Yes	Yes	2	1	None	125	178	1,620.00	480.00	228.05
Shelby	No	No	2	None	None	151	156	1,250.00	61.53	262.95
Sioux	No	No	3	1	1	220	220	1,500.00	500.00	
Story	Yes	Yes	15	2	None	134	149	1,250.00		289.88
Tama	Yes	No	4			175	200	1,250.00	40.00	180.00
Taylor	No	No	1	None	None	95	98	1,250.00	65.00	56.00
Union	No	No	2	None	None	160	160	1,250.00	111.80	128.78
Van Buren	Yes	No	3	None	None	130	140	1,250.00	16.50	101.91
Wapello		Yes	2	1	1	157	132	1,250.00	580.00	151.51
Warren	No	No	2	None	None	123	123	1,250.00	480.00	109.56
Washington	No	No	2	None	2	156	158	1,250.00	25.00	110.63
Wayne	Yes	No	2		1	110	29	1,250.00	33.50	116.00
Webster	Yes	Yes	3	2	None	104	108	1,250.00	244.50	123.90
Winnebago	No	Yes	6	1	None	168	188	1,250.00	32.00	195.04
Winneshiek	No	No	2	None	None	148	136	1,250.00	312.00	169.00
Woodbury	No	No	5	8	None	340		2,000.00	600.00	240.00
Worth	Yes	Yes	6	None	None	119	170	1,250.00		177.63
Wright	Yes	Yes				207	320	1,250.00	550.00	240.00
Total			599	108	21	15,362	17,186	$131,255.08	$15,635.54	$15,117.26

ABSTRACT [E] REPORTS OF TEACHERS' NORMAL INSTITUTE.

Counties	Where Held	Sessions: Commencing	Sessions: Continuing days	Sessions: Sessions daily	Teachers in Attendance: Males	Females	Total	Graduates
Adair								
Adams	Corning	June 17, 1912	8	2	4	139	143	
Allamakee	Waukon	July 10, 1911	6	2	4	138	142	
Appanoose	Centerville	July 17, 1911	7	2	31	197	228	
Audubon	Audubon	June 17, 1912	8	2	4	76	80	
Benton	Vinton	June 19, 1912	6	2	16	170	186	
Black Hawk	Waterloo	Aug. 7, 1912	6	2	5	125	130	
Boone	Boone	July 17, 1911	7	2	11	165	176	
Bremer	Waverly	July 17, 1911	8	2	6	113	119	
Buchanan	Independence	Aug. 7, 1911	6	2	7	132	139	
Buena Vista	Storm Lake	June 17, 1912	6	1	3	91	94	
Butler	Allison	July 13, 1911	8	2	9	94	103	
Calhoun	Rockwell City	June 17, 1912	6	2	3	100	103	
Carroll	Carroll	June 10, 1912	12	2	19	137	156	6
Cass	Atlantic	June 17, 1912	7	2	11	165	176	
Cedar	Tipton	July 31, 1911	6	2	7	76	83	
Cerro Gordo	Mason City	Aug. 21, 1911	6	2	9	134	143	
Cherokee	Cherokee	Aug. 28, 1911	6	2	5	151	156	
Chickasaw	New Hampton	July 5, 1911	6	2	12	126	138	
Clarke	Osceola	July 17, 1911	7	2	18	63	81	
Clay	Spencer	Apr. 1, 1912	6	2	11	140	151	
Clayton	Elkader	July 17, 1911						
		June 17, 1912	8	2	11	164	175	
Clinton	Clinton	Aug. 7, 1911	6	2	8	252	260	217
		Mar., 1912	6	2	16	392	408	218
Crawford	Denison	Aug. 21, 1911	6	2	4	183	187	
Dallas								
Davis	Bloomfield	Aug. 7, 1911	6	2	28	123	151	
Decatur	Leon	June 19, 1912	6	2	9	112	121	
Delaware	Manchester	Aug. 21, 1911	6	2	7	139	146	
Des Moines	Burlington	June 17, 1912	6	2	12	184	196	
Dickinson	Spirit Lake	Aug. 28, 1911	6	2	7	53	60	
	Dubuque	June 19, 1911	8	3				
Dubuque	Dubuque	Apr. 8, 1912	5	3	*	*	*	
Emmet	Estherville	Aug. 14, 1911	6	2	2	70	72	
Fayette	Fayette	Aug. 21, 1911	6	2	14	163	177	
Floyd	Charles City	June 17, 1912	6	2	5	96	101	
Franklin	Hampton	June 17, 1912	8	2	15	136	151	
Fremont	Sidney	Aug. 29, 1911	6	2	6	135	141	
Greene								
Grundy	Reinbeck	June 17, 1912	6	2	5	72	77	
Guthrie	Guthrie Center	July 17, 1911	7	2	15	150	165	
Hamilton								
Hancock	Britt	June 6, 1912	17	2	6	136	142	
	Eldora	July 17, 1911	8	2	6	177	183	
Hardin	Eldora	June 17, 1912	6	2	3	150	153	
Harrison	Logan	July 31, 1911	6	2	6	185	191	
Henry	Mt. Pleasant	June 10, 1912	12	2	50	241	291	
Howard								
Humboldt	Humboldt	Apr. 1, 1912	6	2	5	113	118	
Ida	Ida Grove	June 10, 1912	6	2	4	93	97	
Iowa	Marengo	June 10, 1912	6	2	23	130	153	
Jackson	Maquoketa	June 17, 1912	6	2	15	157	172	
Jasper	Newton	Aug. 14, 1911	6	2	6	203	209	
Jefferson	Fairfield	June 17, 1912	6	2	8	146	154	

COUNTY SUPERINTENDENTS

JULY 1, 1911, TO JUNE 30, 1912

Institute Fund

	Receipts: On hand July 1, 1911	Examination fees from July 1, 1911, to June 30, 1912	Registration fees from July 1, 1911, to June 30, 1912	State appropriation	County appropriation and other sources	Total	Expenditures: Instruction and lectures	Incidentals	On hand June 30, 1912
	$ 45.92	$ 143.50	$ 537.50		$	726.92			$ 726.92
	128.92	104.00	237.00	$ 50.00		519.92	$ 350.00	$ 45.00	124.92
	530.20	140.50	251.00	50.00		971.70	565.00	47.00	359.70
	117.37	146.00	250.00	50.00	$ 49.88	623.25	512.00	111.25	
	47.44	73.50	230.00	50.00		200.94	315.54	47.70	27.70
	28.68	135.50	349.00	50.00		563.18	446.50	108.79	7.89
	588.26	143.00	306.00	50.00		1,087.26	598.89	22.00	466.37
	53.75	139.00	330.00	50.00	300.00	872.75	687.67	55.22	129.86
	374.35	112.50	230.00	50.00	70.75	837.60	455.41	28.00	354.19
	782.93	144.00	304.00	50.00		1,280.93	475.00	182.45	573.48
	35.12	120.50	200.00	50.00	100.00	505.62	415.00	16.00	74.62
	166.10	102.00	272.00	50.00	75.00	665.10	457.35	27.81	179.94
	207.18	123.50	348.00	50.00		728.68	472.50	48.00	208.18
	86.19	144.50	248.00	50.00	75.14	603.83	472.56	57.41	93.86
	278.65	251.00	417.00	50.00		1,036.65	590.00	82.00	414.65
	502.08	93.00	266.00	50.00		911.08	381.36		529.72
	336.94	121.50	288.00	50.00		796.44	390.00	123.40	283.04
	412.80	128.00	118.00	50.00		708.80	518.07	63.41	127.32
	237.81	184.50	230.00	50.00	200.00	902.31	515.00		387.31
	183.90	114.00	217.00	50.00		564.90	300.00	31.75	233.15
	312.44	127.50	212.00	50.00		701.94	440.00	41.65	220.29
	449.88	128.00	345.00	100.00	8.62	1,031.50	945.00	86.50	
	451.63	210.50	466.00	100.00		1,208.13	959.99	194.63	53.51
	382.53	181.00	275.00	50.00		888.53	496.09	56.47	335.97
		118.50	289.00			407.50		69.27	338.23
	260.91	115.50	180.00	50.00		615.41	390.00	56.80	168.61
	55.95	135.00	254.00	50.00		494.95	442.50	23.00	29.45
	308.38	117.00	261.00	50.00		736.38	453.72	14.50	268.16
	77.88	99.00	201.00	50.00		427.88	450.00	38.00	39.35
	111.62	54.50	138.00	50.00	100.00	454.12	261.66		92.46
	42.70	180.50	366.00	100.00	50.00	679.20	596.85	39.10	43.25
	68.51	67.50	173.00	50.00		359.01	305.00	40.00	14.01
	225.89	170.50	402.00	50.00		848.39	502.80	211.75	133.84
	26.52	97.00	271.00	50.00	73.48	518.00	508.00	10.00	
	34.75	150.50	305.00	50.00		540.25	439.00		101.25
	162.65	132.50	251.00	50.00	6.20	602.35	409.75	41.25	151.35
	429.67	149.50	253.00			831.17	40.25	7.35	783.57
	188.33	100.50	238.00	50.00		576.83	285.00	116.25	175.58
	916.55	157.50	236.00	50.00		1,360.05	480.25	50.00	829.80
	404.52	109.50	213.00			727.02		3.00	724.02
	74.19	131.50	178.00	50.00		433.69	412.00		21.69
	534.25	139.50	455.00	100.00		1,228.75	892.83	250.65	115.27
	742.40	155.00	367.00	50.00		1,314.40	491.18	35.15	788.07
	184.72	146.00	291.00	50.00		671.72	440.00	30.00	201.72
	25.13	87.50	142.00			254.63	35.00	4.05	215.58
	227.51	90.50	204.00	50.00		572.01	315.00	32.45	224.56
	148.50	96.00	144.00	50.00		438.50	335.00	22.00	81.50
	248.34	109.50	372.00	50.00	8.00	788.34	378.25	21.00	389.09
	340.03	152.50	301.00	50.00		843.53	414.50	119.25	309.78
	390.82	183.00	372.00	50.00		995.82	715.00	42.20	238.62
	33.04	98.50	199.00	50.00	80.00	460.54	390.00	21.60	48.94

ABSTRACT [E] REPORTS OF TEACHERS' NORMAL INSTITUTE,

COUNTY SUPERINTENDENTS—CONTINUED.

JULY 1, 1911, TO JUNE 30, 1912

Counties	Where Held	Sessions: Commencing	Sessions: Continuing days	Sessions: Sessions daily	Teachers in Attendance: Males	Females	Total	Graduates
Johnson	Iowa City	June 18, 1912	7	2	9	195	204	
Jones	Anamosa	Mar. 18, 1912	6	2	17	150	167	
Keokuk	Sigourney	July 31, 1911	6	2	33	187	220	
Kossuth	Algona	June 10, 1912	6	2	10	300	310	
Lee	Ft. Madison	Aug. 7, 1911	6	2	9	131	140	
Linn	Marion	June 17, 1912	10	2	50	500	550	
Louisa	Wapello	June 17, 1912	8	2	7	100	107	
Lucas	Charlton	July 17, 1911	6	2	10	126	136	
Lyon	Rock Rapids	July 17, 1911	6	2	17	138	155	
Madison	Winterset	Mar. 25, 1912	6	2	7	153	160	
Mahaska	Oskaloosa	Aug. 21, 1911	6	2	16	151	167	
Marion	Knoxville	July 10, 1911	12	2	16	147	163	
Marshall	Marshalltown	June 17, 1912	6	2	6	163	169	
Mills	Glenwood	Aug. 21, 1911	6	2	3	92	95	
Mitchell	Osage	July 17, 1911	6	2	4	106	110	
Monona	Onawa	Apr. 1, 1912	6	2	4	126	130	
Monroe	Albia	Mar. 25, 1912	6	2	25	183	208	
Montgomery								
Muscatine	Muscatine	June 10, 1912	6	2	7	174	181	
O'Brien	Sheldon	June 17, 1912	6	2	3	187	190	
Osceola	Sibley	Apr. 1, 1912	6	2	5	93	98	
Page	Clarinda	Aug. 21, 1911	6	2	6	179	185	
Palo Alto	Emmetsburg	Aug. 19, 1911	6	2	6	138	144	
		July 31, 1911	6	2	3	174	177	
Plymouth	Le Mars	June 16, 1912	6	2	3	177	180	
Pocahontas	Pocahontas	July 17, 1911	8	2	6	132	138	
Polk	Des Moines	(Apr., 1912			*	*	*	
		(July 19, 1911						
Pottawattamie	Council Bluffs	Aug. 28, 1911	6	2	10	265	375	
Poweshiek	Brooklyn	June 12, 1912	12	2	8	106	114	
Ringgold	Mt. Ayr	June 17, 1912	8	1	8	106	114	
Sac	Sac City	June 10, 1912	6	2	3	101	104	
Scott	Davenport	Aug. 20, 1911	6	2	30	300	330	
Shelby	Harlan	July 31, 1911	6	2	9	113	122	
Sioux	Hawarden	June 10, 1912	6	2	3	147	150	
Story	Nevada	July 10, 1911	10	2	13	133	146	19
Tama	Toledo	(July 17, 1911	10	2	20	257	277	
		(June 10, 1912	6	2	8	183	191	
Taylor	Bedford	July 17, 1911	10	1	17	128	145	
Union	Creston	June 17, 1912	7	2	2	146	148	
Van Buren	Keosauqua	July 17, 1911	8	2	27	81	108	
Wapello	Ottumwa	Aug. 21, 1911	6	2	12	202	214	
Warren	Indianola	Mar. 25, 1912	6	2	16	113	129	
Washington	Washington	June 10, 1912	6	2	11	182	193	
Wayne	Corydon	June 19, 1912	6	2	12	147	159	
Webster	Fort Dodge	June 17, 1912	6	2	6	202	208	
Winnebago	Forest City	July 11, 1911	10	2	4	110	114	
Winneshiek	Decorah	Mar. 25, 1912	6	2	16	187	203	
Woodbury	Sioux City	June 19, 1912	8	2	*	*	*	
Worth	Northwood	July 24, 1911	6	2	5	55	60	
Wright	Clarion	Aug. 28, 1911	6	2	6	200	206	
		Total	6.8	2	1,019	14,453	15,472	460

Institute Fund

Receipts: On hand July 1, 1911	Examination fees from July 1, 1911, to June 30, 1912	Registration fees from July 1, 1911, to June 30, 1912	State appropriation	County appropriation and other sources	Total	Expenditures: Instruction and lectures	Incidentals	On hand June 30, 1912
231.49	170.00	379.00	50.00		830.49	685.00	28.00	217.49
324.91	77.50	223.00	50.00	20.00	695.41	373.50	38.54	283.37
282.50	200.50	345.00	50.00		879.00	512.50	16.50	350.00
	151.50	310.00	50.00	1.58	513.08	365.00	75.55	72.53
356.95	127.00	255.00	50.00		787.95	305.00	44.80	378.15
50.08	568.50	333.00	50.00	75.00	976.58	661.96	148.00	166.62
27.98	107.50	202.00	50.00		388.48	305.00	23.85	59.63
206.94	115.00	201.60	50.00		572.54	295.50	17.55	259.89
309.01	144.00	274.00	50.00		777.01	350.00	17.23	409.78
636.44	146.00	258.00	50.00		1,089.44	460.00	130.75	498.69
152.28	151.00	276.00	50.00	.50	629.78	276.00	56.04	297.74
661.20	117.50	275.00	50.00	.50	1,004.20	570.00	23.00	411.20
759.60	190.50	202.00	50.00		1,248.10	661.41	78.39	508.29
139.52	103.00	192.00	50.00		484.52	327.00	24.90	132.62
263.50	88.50	189.00	50.00		591.00	302.30	35.00	253.70
238.10	117.50	295.00	50.00		700.60	446.94	22.10	231.56
161.75	127.00	281.00	50.00		619.75	446.00	49.75	124.00
279.60	110.00	145.00			534.60			534.60
23.42	104.50	274.00	50.00		451.92	375.35	53.00	23.57
243.10	113.50	243.00	50.00		649.60	310.00	33.50	306.10
1.50	98.00	168.00	50.00	49.56	367.06	348.56	15.50	2.00
99.99	150.50	249.00	50.00		649.49	469.90	67.46	172.13
91.00	145.00	237.00	50.00		523.00	330.00	36.00	157.00
161.63	135.00	291.00	100.00	130.00	817.63	512.75	62.50	242.38
151.12	134.50	266.00	50.00		601.62	360.00	30.00	211.62
1,021.34	331.00	1,313.00	100.00		2,765.34	2,364.50	183.50	217.34
1,250.02	222.00	544.00	50.00		2,061.02	750.00	101.65	1,199.38
64.31	152.00	220.00	50.00		486.31	460.00	40.00	46.31
	109.00	192.00	50.00		351.00	320.00	31.00	
255.69	110.50	218.00	50.00		634.19	378.36	34.85	221.08
1,481.88	148.50	442.00	50.00	1.95	2,124.33	604.45	116.20	1,403.68
250.68	120.00	205.00	50.00		625.68	377.50		248.18
485.80	165.50	325.00		20.88	997.18	429.30		567.88
650.38	154.00	330.00	50.00		1,184.38	623.49	59.25	501.64
778.06	138.50	507.00	100.00		1,523.56	1,011.50	166.42	345.64
35.81	133.00	229.00	50.00	955.19	1,403.00	1,226.50	45.00	131.50
249.08	169.00	203.00			621.08	556.68	36.00	28.40
281.02	100.00	228.00	50.00		659.02	327.36	25.50	306.16
342.36	155.50	324.00	50.00		871.86	563.02	41.25	267.59
120.87	173.50	234.00	50.00		578.37	305.00	17.29	256.08
91.02	121.00	251.00	50.00		513.02	474.00	37.75	1.27
6.96	122.50	239.00	50.00	17.50	435.96	365.00	63.50	7.46
369.25	177.50	331.00	50.00		927.75	493.92	45.00	388.83
72.28	138.50	138.00	50.00		398.78	347.00		51.78
156.77	129.50	226.00	50.00		562.27	421.10		141.17
424.32	331.00	448.00	50.00		1,253.32	773.00	47.15	433.17
110.54	65.50	132.00	50.00		358.04	193.03	8.12	155.99
89.41	96.00	206.00	50.00	127.90	569.31	415.50	102.81	51.00
$ 27,347.77	$ 13,603.50	$28,399.50	$ 4,900.00	$ 2,598.13	$76,848.90	$45,856.15	$ 5,085.02	$25,907.73

ABSTRACT [E] REPORTS OF COUNTY SUPERINTENDENTS—Con.

INSTITUTE FACULTIES, JULY 1, 1911 TO JUNE 30, 1912

Counties	Conductors	Instructors and Lecturers
Adair		
Adams	Marion H. Dampman	Instructors: W. W. Overmyer, E. E. Jacobs, R. W. Lampman, Lucy Helen Meacham. Lecturers: Aretas E. Kepford, E. E. Jacobs.
Allamakee	W. L. Peck	Instructors: John E. Stout, C. W. Wassam, Alice C. Wilson, Myrtle L. Goodykoontz, A. H. Porter, F. M. Phillips, John Hilliard, W. H. H. Hegeman. Lecturers: John E. Stout, C. W. Wassam.
Appanoose	Mrs. S. S. Webster	Instructors: E. L. Philbrook, L. Viola Waller, Lottie Stanton, C. J. Johnson, M. E. Brown, W. G. Willett. Lecturer: Dr. Wassam.
Audubon	E. M. Stearns	Instructors: George Galloway, Frank Pellet, Carrie Berger, Bertha Ross, Laura Preston, J. F. Cary. Lecturers: George Galloway, Frank Pellet.
Benton	Linnie E. Schloeman	Instructors: Dr. Edwin Starbuck, Louis Eigel, A. W. Crane, Theresa Dansdill, Ella Brubaker, M. M. Dornon. Lecturers: Wilbur H. Bender, George H. Betts.
Black Hawk	H. A. Moore	Instructors: C. P. Colgrove, A. V. Storm, Miss — — Storm, Ida Fitzsimmons, W. P. Jensen, Walter I. Griffith, C. W. Roadman, Fannie Dickey, C. W. Wassam, C. E. Bishop, J. L. Gillin. Lecturers: C. W. Wassam, C. E. Bishop, J. I. Gillin.
Boone	Gracia E. Tucker	Instructors: F. S. Lowden, J. E. Marshall, Arthur MacMurray, E. C. Meredith, E. L. Coburn, W. H. Bowser, Lydia Rolston, G. G. Gudmundson, Effie Schuneman. Lecturers: F. S. Lowden, Arthur MacMurray.
Bremer	Mary G. Cretzmeyer	Instructors: D. M. Kelly, Sid J. Backus, Thos. J. Durant, W. I. Griffith, Emma C. Moulton, Kathryn Duffy, Clara Dalm. Lecturers: D. M. Kelly, Geo. H. Betts.
Buchanan	G. R. Lockwood	Instructors: G. E. Finch, F. A. Welch, A. E. Bennett, Katherine Stichter, W. W. White, Mrs. W. W. White, W. S. Mitchell. Lecturers: G. E. Finch, W. S. Mitchell.
Buena Vista	J. A. Woodruff	Instructors: Lillian Newcomb, E. E. Strawn, A. E. Harrison, J. E. Cundy, Margaret Overholser, S. T. Neveln, H. C. Moeller, Nelle Newton. Lecturers: Nat. M. Bingham, J. P. Linn.
Butler	Mary A. Faint	Instructors: Arthur MacMurray, C. W. Bangs, Edwin D. Starbuck, I. H. Hart, Mrs. Ella Ford Miller, Fanchion Moffitt. Lecturers: Mrs. Ida B. Wise, Edwin Starbuck, W. S. Mitchell.
Calhoun	Emma Keller	Instructors: W. R. Sandy, R. A. Griffin, B. W. Tallman, Ina Johnson, Frank Howard, Mrs. Hattie Moore Mitchell. Lecturers: Mrs. Hattie Moore Mitchell, Frank Howard, E. E. Cavanaugh.
Carroll	W. H. Bohnenkamp	Instructors: L. P. Dove, Josephine I. Bruce, Kathleen Kennebec, Clara Bruch, Rose Bruch. Lecturers: W. T. Bohenkamp, L. P. Dove, Josephine I. Bruce, Kathleen Kennebec.
Cass	Bertha A. Johnson	Instructors: T. B. Homan, T. L. Anderson, C. E. Blodgett, Grace Shields, Dorothy Fowler, Ethel Maxfield. Lecturers: W. H. Clemmons, Frank C. Pellett.
Cedar	Ruby I. Lewis	Instructors: Iva S. Condit, Geo. H. Kellogg, Bertha Lawrence, C. R. Aurner, John E. Stout. Lecturers: John E. Stout, G. W. Samson.
Cerro Gordo	Clarence F. Benson	Instructors: A. F. Benson, Clarence W. Wassam, Mrs. B. C. Roper, J. R. Bailey, Low Watson. Lecturers: A. F. Benson, Clarence W. Wassam.

ABSTRACT [E] REPORTS OF COUNTY SUPERINTENDENTS—Con.

INSTITUTE FACULTIES, JULY 1, 1911 TO JUNE 30, 1912

Counties	Conductors	Instructors and Lecturers
Cherokee	Kate R. Logan	Instructors: Minnie Petrashek, Mary B. Richardson, D. M. Kelley, Caroline Smith, D. R. Augsburg, Helen Wittick, Louise Crawford. Lecturers: George Lamont Cole, Joseph E. Wing.
Chickasaw	E. J. Feuling	Instructors: Caroline Noble, David Patten, T. B. Morris, Sid J. Backus, C. L. Love, H. B. Hetzler, H. F. Kling.
Clarke	Bessie Hart	Instructors: A. S. Fulton, Elizabeth Pattee, J. Ella Baker, Mrs. C. W. Hummell.
Clay	Mary E. Riley	Instructors: U. S. Athearn, A. C. Fuller, Z. C. Thornberg, Arthur MacMurray, Maria Pingrey, Katherine Reynolds, E. E. Strawn. Lecturers: Z. C. Thornberg, Arthur Mac Murray, Rev. O. M. Bond.
Clayton	Thos. R. Roberts (1911-1912)	Instructors: Kathrine Stichter, A. H. Porter, A. D. Cromwell, A. E. Bennett, F. A. Welch, Jno. L. Cherney, Robt. Rienon, Addie J. Maulsby, Marie L. Seward, Chas. F. Pye. Lecturers: A. D. Cromwell, Katherine Stichter, G. E. Finch.
Clinton	Geo. E. Farrell (1911)	Instructors: A. MacMurray, Geo. H. Betts, Blanche Goudy, Della Reilly, Louis Eigel. Lecturers: A. MacMurray, Geo. H. Betts.
	Geo. E. Farrell (1912)	Instructors: A. MacMurray, Geo. H. Betts, Blanche Goudy, Louis Eigel. Lecturers: Carroll G. Pearse, Geo. H. Betts, O. J. Kern, A. MacMurray.
Crawford	F. N. Olry	Instructors: Bess Foster, H. H. Hohn, W. E. Van Ness, E. W. Fellows, Anna M. Casey. Lecturers: C. P. Colgrove, H. H. Hohn, A. J. Pearsons, P. G. Holden, Hattie Moore Mitchell.
Dallas		
Davis	C. N. Spicer	Instructors: Wilbur York, H. C. Brown, F. M. Hammitt, A. H. Porter, H. S. McVicker, Lucy Connor. Lecturers: Bess Haliday, F. M. Hammitt, Dr. A. E. Kepford.
Decatur	J. W. Long	Instructors: I. M. Gass, O. H. Hollen, F. R. Reed, F. H. Riggle, Edna Gamble, Emma Gamble.
Delaware	Guy D. Ribble	Instructors: H. P. Smith, Blanche Goudy, W. W. Overmyer, L. C. Rusmisel, C. F. Garrett, J. C. Richter. Lecturers: L. C. Rusmisel, C. F. Garrett.
Des Moines	F. W. Parrott	Instructors: Dr. W. B. Guthrie, Dr. A. S. Mackenzie, Ellen S. Nye, F. M. Hammett, W. L. Sheetz, W. L. Hanson.
Dickinson	Jennie R. Bailey	Instructors: A. F. Benson, S. H. Buntley, Helena Redmond, D. E. Cloyd, Angus Macdonald, Agnes Doolittle. Lecturers: Geo. H. Betts, Arthur MacMurray, D. E. Cloyd.
Dubuque	H. B. Smith (1911)	Instructor: W. J. Sutherland.
	H. B. Smith (1912)	Instructors: C. P. Colgrove, E. G. Dunn, J. A. Puffer, Stella Wood, A. V. Storm, P. G. Holden, F. Umpleby, J. Taylor.
Emmet	F. J. Lerdall	Instructors: Hattie Moore Mitchell, A. D. Cromwell, Evelyn Metzgar, Fred T. Hansen, Mrs. John Cramer. Lecturers: George M. Sampson, Hattie Moore Mitchell.
Fayette	R. H. Belknap	Instructors: G. E. Finch, Hattie Moore Mitchell, Fancheon Moffett, A. A. Belknap, A. E. Bennett, Eva M. Fleming, Emma Hancock. Lecturer: J. R. Bane.
Floyd	E. A. Sheldon	Instructors: E. A. Sheldon, E. T. Armstrong, W. F. Finke, Elizabeth Wellemeyer, Mary Korinke, Inez Devens. Lecturers: A. F. Benson, A. E. Bennett,

ABSTRACT [E] REPORTS OF COUNTY SUPERINTENDENTS—Con.

INSTITUTE FACULTIES, JULY 1, 1911, TO JUNE 30, 1912

Counties	Conductors	Instructors ane Lecturers
Franklin	J. A. Iverson	Instructors: F. M. Welch, P. J. Scarbro, A. C. Fuller, W. H. H. Hageman, Louise Crawford, L. Viola Waller. Lecturers: F. M. Welch, A. M. Deyoe, Clarence Messer, A. C. Fuller, W. H. H. Hageman.
Fremont	Della Simons	Instructors: T. H. Stone, Emma S. Nye, Ella Treat, J. W. Tavenner, W. N. Clifford, Etta Coke.
Greene		
Grundy	A. M. Gray	Instructors: A. M. Gray, Thos. E. Johnson, D. R. Earl, O. W. Bangs, W. H. Clark, Helena A. Taylor. Lecturers: Henry E. Joy, W. H. Clark.
Guthrie	O. G. Hamilton	Instructors: F. E. Palmer, H. E. Ilsley, B. W. Tallman, J. W. Piercy, H. H. Linton, L. D. Salisbury, Mary Kelly. Lecturers: A. B. Storms, O. W. Wassam, A. M. Deyoe.
Hamilton		
Hancock	J. R. Baggs	Instructors: A. F. Benson, W. H. Bender, J. L. Harper, C. R. Golly, Hanna Tierney, Emma V. Prusha, Rev. H. A. Keck. Lecturers: A. F. Benson, W. H. Bender, Rev. H. A. Keck.
Hardin	Julia Scurry	Instructors: A. V. Storm, L. C. Rasmisel, Lulu M. Stevens, Alice Wilson, J. E. Stout, I. F. Meyer, A. J. Cavana, A. F. Garrett, L. B. Carlisle, Charlotte Sweeney, Frances Roberts. Lecturers: A. V. Storm, J. E. Stout, C. P. Colgrove, L. Hezzlenrd, L. C. Rusmisel.
Harrison	Susie T. Faith	Instructors: A. F. Benson, Chas. Fordyce, J. H. Beveridge, A. V. Storm, C. S. Cobb, Martha M. Hall.
Henry	L. Antrim	Lecturer: Chas. Fordyce. Instructors: G. W. Walters, Annie E. Packer, C. W. Cruickshank, David Williams, J. W. Edwards, David Barton. Lecturer: J. E. Williamson.
Howard		
Humboldt	Clarence Messer	Instructors: O. T. Corson, G. T. Moffitt, Minnie Babcock, C. R. Golly, Mabel Fuller.
Ida	Wilson Jones	Instructors: C. W. Wassam, Elizabeth Pattee, Lorne Smylie, Geo. E. Schafer, Mella Flanagan.
Iowa	Mary F. McEachran	Lecturers: C. W. Wassam, A. M. Deyoe, Clarence Messer. Instructors: H. T. Ports, J. M. Ireland, W. I. Griffith, C. H. Carson, Minnie Newman.
Jackson	E. R. Stoddard	Lecturers: Nat M. Brigham, Cap E. Miller, G. A. Yoakum, R. R. Megee, Emma Grattan. Instructors: P. O. Smith, T. B. Stewart, G. E. Farley, Mary G. Hancock, A. Bess Clark, Mabel Harrison.
Jasper	Olive Shriner	Lecturers: F. O. Smith, O. J. Kern, Geo. Farrell, Frank Hildebrand, David Cloyd.
Jefferson	June Chidester	Instructors: Dr. W. B. Guthrie, W. N. Clifford, C. F. Garrett, Mrs. Rosa M. R. Mikels, Dr. Geo. H. Betts, Lettie Earley, Mollie Brown, Lucy Hall. Lecturers: Geo. H. Betts, Dr. W. B. Guthrie,
Johnson	C. M. Miller	Instructors: J. E. Williamson, Emma C. Moulton, W. R. Hickler, Mrs. Ella Ford Miller, Walter S. Athearn, W. H. Bender, Martha E. Emry. Lecturers: Prof. W. S. Athearn, W. H. Bender, J. E. Williamson. Instructors: H. E. Blackmar, Geo. H. Mullen, M. F. Cronin, James Rae, Katherine Stichter, W. P. Christy, C. M. Miller.

ABSTRACT [E] REPORTS OF COUNTY SUPERINTENDENTS—Con.

INSTITUTE FACULTIES, JULY 1, 1911, TO JUNE 30, 1912

Counties	Conductors	Instructors and Lecturers
Jones	Kate Maurice	Instructors: T. M. Clevenger, Hattie Moore Mitchell, O. L. Warren, Miss Reddy. Lecturers: Hattie Moore Mitchell, O. L. Warren, Rev. Chas. Payne, Dr. A. E. Kepford, F. L. Mahannah.
Keokuk	Harry S. McVicker	Instructors: Frederick E. Bolton, William Craig Wilcox, W. M. Snyder, John J. Williams, James R. McVicker, Charles H. Young, Elizabeth Miller. Lecturers: A. M. Deyoe, Frederick E. Bolton, William Craig Wilcox.
Kossuth	Sid J. Backus	Insetructors: E. J. Feuling, T. B. Moris, Eloie Sundt, J. F. Overmeyer, Elizabeth Carmichael. Lecturers: T. P. Harrington, W. F. Quarton.
Lee	Alee W. Rakow	Instructors: W. N. Clifford, P. O. Hayden, Edmund J. Vert, Alice Wilson, W. L. Barrett, C. H. Benson. Lecturers: W. N. Clifford.
Linn	A. B. Alderman	Instructors: S. M. Parsons, Alice Temple, John R. Slacks, Payson Peterson, F. L. Mahannah, Alice Dice, S. H. Scott, A. S. Keister, C. O. Bates. Lecturers: Harry Moore, George Farell, Alice Inskeep, Frank C. Pellett, J. J. McConnell, Frank Joseph, Geo. H. Betts, Ressa Dansdell.
Louisa	R. R. Hunt	Instructors: Izola M. Sweeney, Nellie F. Barrett, G. W. Weber, J. L. Packer, Mrs. W. N. Warnick. Lecturers: None.
Lucas	Myrtle A. Dungan	Instructors: J. W. Tavenner, J. E. Roberts, Mrs. W. Bell, Dora Gladson, Alma Clay. Lecturers: A. J. Pearson, J. W. Tavenner, A. E. Kepford.
Lyon	E. F. Gilman	Instructors: John C. DeMar, Anna M. Casey, Chas. H. Young, C. F. Garrett, N. S. Nelson.
Madison	John Gentry	Instructors: Mrs. Hattie Moore Mitchell, Prof. C. F. Garrett, C. E. Akers, L. M. Gerber, Elizabeth Dean. Lecturer: Lilla G. English.
Marion	Nora E. White	Instructors: P. B. Woods, Louis Eigel, W. W. Overmeyer, S. G. Richards, Sadie Batten. Lecturers: Genee G. Grundman, Mary Beach Langton, Louis Eigel, S. G. Richards.
Marshall	Mary E. Hostetler	Instructors: L. W. Wood, Luella Chapman, John E. Stout, Ethel Leone Phelps, O. E. Haug, Mrs. Nelle Wall, W. O. Allen, J. H. Beveridge, Mrs. Margaret L. Weber. Lecturers: Henry L. Curtis, W. H. Bender, S. D. Clark.
Mills	Geo. E. Masters	Instructors: J. H. Beveridge, A. B. Cromwell, Ellen J. Wing, Mabel Harrison, E. J. Vert, O. W. Briedenthal. Lecturers: None
Mitchell	H. E. LaRue	Instructors: Elizabeth Wellemeyer, Mary Korinke, Geo. H. Sawyer, A. F. Benson.
Monona	Ella M. Gardner	Instructors: W. W. White, Mrs. W. W. White, Charlotte Sweney, F. E. Tellier, John R. Slacks, Lecturers: Dr. Horace Ellis, Louise Campbell, F. E. Lark, Hattie M. Mitchell.
Monroe	Myrta Harlow	Instructors: F. T. Vasey, G. W. Willett, Eva Fisher, Berthta Cadwell, Angie Reitzel, H. C. Hollingsworth, A. MacMurray. Lecturers: Arthur MacMurray, Rev. W. H. Neil, Eva Fisher.
Montgomery		
Muscatine	M. F. Cronin	Instructors: C. M. Miller, Addie J. Maulsby, E. D. Bradley, Macy Campbell, M. F. Cronin. Lecturers: Geo. H. Betts, Arthur MacMurray.

ABSTRACT [E] REPORTS OF COUNTY SUPERINTENDENTS—Con.

INSTITUTE FACULTIES, JULY 1, 1911, TO JUNE 30, 1912

Counties	Conductors	Instructors and Lecturers
O'Brien	J. J. Billingsly	Instructors: Viola Waller, S. H. Buntley, S. L. Thomas, Edith George, Helen Algyer, W. S. Wilson. Lecturer: Clarence Messer.
Osceola	Mary E. DeBoos	Instructors: Mrs. E. F. Miller, M. H. Hoffman, A. F. Benson, J. R. McAnelly, Anna Casey. Lecturers: W. S. Mitchell, A. F. Benson, Nellie Casey.
Page	Jessie Field	Instructors: Cora Mel Patton, M. C. S. Noble, H. E. Wheeler, F. A. Henderson, Rilla Waugh, Maude Searl. Lecturers: M. C. S. Noble, Cora Mel Patton, H. E. Wheeler.
Palo Alto	Lilie Patton	Instructors: Arthur MacMurray, E. C. Meredith, J. R. McComb, Josephine Patton. Lecturers: Arthur MacMurray, Dean Cloyd.
Plymouth	Anna C. Donahoe	Instructors: Prof. A. MacMurray, W. F. Barr, Ella F. Miller, F. E. Dinkaloo, Maria Pingrey, F. E. Palmer. Lecturers: Dr. Craig, Kate R. Logan, Prof. Kelley.
Pocahontas	Walter P. Jensen	Instructors: Mrs. Hattie M. Mitchell, Harry A. Moore, Helen Porter, M. R. Hassell, A. E. Bennett. Lecturers: None.
Polk	Jennie Steele Huegle	Instructors: Dean W. F. Barr, Mrs. Carrie L. Barr, Lenora Nickle, Mable Nicklin, Mrs. Ella Ford Miller, Dean Alice E. Hopper, Wm. Ritchie. Lecturers: Dr. Rachelle S. Yarrows, Mrs. Frances Squires Patter, Judge F. F. Faville, Prof. A. E. Winship, Ella Flagg Young, Neale S. Knowles.
Pottawattamie	F. J. Puryear	Instructors: Edward E. Coe, W. A. Brindley, J. W. W. Laird, J. O. Grason, Grace Barr, B. S. Asquith, J. H. Beveridge. Lecturers: A. D. Cromwell, R. G. Lyman, J. H. Beveridge, A. M. Deyoe, W. H. Justin.
Poweshiek	Sarah A. Carpenter	Instructors: Eugene Henely, J. E. Miller, Ernest Iler, Leona McClain, Stella Henderson, O. L. Warren. Lecturers: A. M. Deyoe, Prof. O. L. Warren.
Ringgold	W. H. Fasold	Instructors: Fred Vorhies, E. B. Delzell, Floy Reed, Mabel Reed, Eva M. Falgetter. Lecturer: Nat M. Brigham.
Sac	Jno. R. Slacks	Instructors: H. L. Eells, G. W. Lee, C. F. Garrett, A. B. Alderman, H. P. Trumbo, Lole Watson. Lecturer: Geo. W. Samson.
Scott	Henry E. Ronge	Instructors: Louis Eigel, A. I. Naumann, F. J. Cowan, Ernst Otto, Geo. H. Betts, (Supplementary, Chas. A. Payne). Lecturers: George H. Betts, Chas. A. Payne.
Shelby	Rose M. Parker	Instructors: Emily Wood, A. N. Farmer, Rolland Myers, H. P. Nielson, Bessie B. Buchanan, Geo. W. Galloway. Lecturers: Ida B. Wise, D. E. Cloyd.
Sioux	F. E. Fuller	Instructors: John E. Stout, L. E. Rusmisel, Mary Diemer, J. J. Rae, Jno. Ludwickson, S. H. Buntley. Lecturer: F. E. Palmer.
Story	I. J. Scott	Instructors: I. F. Meyer, H. F. Harris, F. A. Nims, H. W. Dana, J. J. Ferol, Nell M. Nichols, F. W. Hicks, Chas. H. Payne, Grace Shellenberger. Lecturers: I. F. Meyer, H. F. Harris, F. W. Hicks, Chas. A. Payne, Grace Shellenberger, Geo. Farrell.
Tama	Mary A. Richards	Instructors (1911): Mrs. B. C. Roper, Blanche Goudy, W. A. Pye, C. P. Colgrove, F. W. Johansen, J. F. Jothers, Walter, S. Mitchell, Ross Masters, H. W. Ward.

ABSTRACT [E] REPORTS OF COUNTY SUPERINTENDENTS—Con.

INSTITUTE FACULTIES, JULY 1, 1911, TO JUNE 30, 1912

Counties	Conductors	Instructors and Lecturers
	Mary A. Richards	Instructors (1912): C. P. Colgrove, Louise Campbell, M. R. Fayram, Blanche Goudy, Prof. Ward, Prof. Masters, J. F. Nothers, Edith Williamson. Lecturers: Prof. C. W. Colgrove, Prof. H. W. Ward, Louise Campbell.
Taylor	Della Griffin	Instructors: Allan Peterson, E. R. Sanford, Alice Gordon, Ellen J. Wing, O. F. Belzer, E. W. Goetsch, Walter Mitchell, Mrs. H. S. Ash. Lecturers: O. F. Belzer, O. F. Wassam.
Union	Sylvia Cook	Instructors: Elizabeth Pattee, Margaret Sullivan, J. W. Radebaugh, Jennie M. Golden, W. C. Kennedy. Lecturers: Chas. Fordyce, Hattie M. Mitchell, W. A. Price, H. H. Seerley, A. M. Deyoe.
Van Buren	Lizzie V. Meredith	Instructors: David Williams, A. L. Heminger, A. T. L. Owen, F. L. Hammitt, Katherine Cresap. Lecturer: Dr. Pearson.
Wapello	Elizabeth Burgess	Instructors: O. H. Cessna, Charlotte Sweeney, Anna E. McDougall, L. A. Wilson, A. L. Heminger, F. M. Hammitt, Mrs. Theodosia Harrison. Lecturers: D. E. Cloyd, A. J. Pearson, F. M. Hammitt, O. H. Cessna.
Warren	O. E. Smith	Instructors: J. E. Prather, Florence Armstrong, Carrie Van Gilder, Effie Silliman, W. A. Larimer, Bess Smith, E. W. Beard. Lecturer: John Tilton.
Washington	Minnie R. Connor	Instructors: Ella Ford Miller, W. L. Athearn, E. L. Stewart, A. C. Fuller, H. E. Case, Mrs. Carl Roberts, Margaret Doolittle. Lecturers: F. L. Mahannah, Geo. H. Betts, W. L. Athearn.
Wayne	Anna King Pittard	Instructors: B. Roland Lewis, Herbert M. Thompson, Harry D. Kies, Minnie W. Dungan, Bertha Day, W. M. Frame. Lecturers: B. Roland Lewis, Herbert M. Thompson.
Webster	Mary A. Carey	Instructors: Alice Meade, Elizabeth Carmichael, J. R. Townsend, Ursula Ryan, Cecil Palmer, Lecturers: Arthur MacMurray, D. H. Kelley.
Winnebago	L. C. Brown	Instructors: A. F. Benson, W. S. Still, Thorwold Thorson, H. O. Swingen, C. F. Pye, Katherine Reynolds, W. A. C. Benson.
Winneshiek	Sigurd Reque	Instructors: H. H. Hegeman, W. L. Peck, Ella Treat, Nell Newton, Elsie Wygant, Eva Fleming. Lecturer: H. H. Hegeman.
Woodbury	T. B. Morris	Instructors: Fannie Foster, Sid J. Backus, E. J. Feuling, C. W. Wassam, M. L. Gates, M. L. Howell, C. F. Clark, M. D. Smith. Lecturers: T. B. Morris, C. W. Wassam, Sid J. Backus, E. J. Feuling, M. L. Howell, M. D. Smith, C. F. Clark, M. G. Clark.
Worth	O. E. Gunderson	Instructors: W. H. Bender, W. H. Hagemann, Mrs. D. Stoeve. Lecturers: W. H. Bender, W. H. Hagemann, A. E. Kepford.
Wright	M. L. Howell	Instructors: M. L. Howell, Dr. Bennett, Prof. Cromwell, Prof. Samson, Supt. Blakely, Supt. Focht, Supt. Myers, Miss F. Ward. Lecturers: Dr. Samson, Dr. Bennett.

ABSTRACT [F] REPORTS OF COUNTY SUPERINTENDENTS

CORPORATIONS, DIRECTORS, TEACHERS, JUNE 30, 1912

Counties	Sub-districts	Corporations				Directors				Teachers		
		School township	Independent city, town and village	Rural independent	Total	School township	Independent city, town and village	Rural independent	Tot	Number necessary	Number persons employed	
											Males	Females
Adair	129	15	5	10	30	131	25	30	186	173	39	233
Adams	77	9	5	28	42	81	25	84	190	140	18	196
Allamakee	59	9	8	63	80	62	40	189	291	160	14	213
Appanoose	95	13	12	23	48	103	60	69	232	230	42	217
Audubon	106	12	4	------	16	106	20	------	126	139	27	166
Benton	82	10	12	87	109	84	60	261	405	251	33	310
Black Hawk	76	10	6	60	76	77	34	180	291	338	40	404
Boone	92	11	9	49	69	97	45	147	289	250	29	329
Bremer	40	6	9	58	73	42	45	174	261	145	19	203
Buchanan	77	9	10	52	71	83	50	156	289	202	22	269
Buena Vista	113	14	9	5	28	118	45	15	178	177	21	202
Butler	96	11	10	39	60	99	50	117	266	197	29	248
Calhoun	131	16	10	------	26	133	50	------	183	202	21	260
Carroll	103	13	12	16	41	107	60	50	217	191	20	219
Cass	130	15	8	9	32	133	40	27	200	214	17	271
Cedar	98	12	14	31	57	104	70	93	267	198	35	244
Cerro Gordo	109	13	7	22	42	109	35	66	210	292	31	283
Cherokee	125	15	8	7	30	133	40	21	194	190	23	271
Chickasaw	62	5	9	53	67	55	45	159	259	160	15	181
Clarke	78	9	4	24	37	78	20	72	170	133	28	148
Clay	111	14	6	2	22	119	30	12	161	171	19	204
Clayton	140	18	16	19	53	146	80	57	283	240	27	260
Clinton	134	17	13	23	53	141	71	69	281	336	21	321
Crawford	168	20	10	------	30	168	50	------	218	234	30	288
Dallas	112	13	14	21	48	111	70	63	244	260	29	274
Davis	33	5	9	61	75	37	43	183	263	126	39	117
Decatur	66	9	10	44	63	71	50	132	253	174	32	170
Delaware	114	14	9	16	39	114	45	48	207	180	17	230
Des Moines	28	6	6	54	66	32	32	162	226	235	35	227
Dickinson	67	12	5	2	19	74	25	6	105	117	14	122
Dubuque	68	10	10	43	63	71	52	129	252	286	22	275
Emmet	70	10	2	------	12	74	10	------	84	113	12	117
Fayette	100	12	14	70	96	106	70	210	386	279	29	322
Floyd	101	11	5	11	27	104	25	33	162	179	15	206
Franklin	100	12	8	30	50	100	40	90	230	176	34	224
Fremont	103	11	8	11	30	104	40	35	179	186	18	200
Greene	127	14	8	9	31	132	40	27	199	191	30	238
Grundy	73	9	9	44	62	77	45	132	254	162	17	227
Guthrie	134	15	9	6	30	137	45	18	200	200	29	270
Hamilton	107	14	9	24	47	110	45	72	227	199	21	263
Hancock	128	16	9	------	25	126	45	------	171	171	13	196
Hardin	77	8	12	53	73	78	58	159	295	220	31	257
Harrison	119	16	10	24	50	126	50	72	248	245	31	305
Henry	32	4	10	62	76	34	50	186	270	204	26	173
Howard	92	11	4	7	22	97	20	21	138	135	16	167
Humboldt	85	10	10	9	29	90	50	27	167	159	13	182
Ida	99	12	5	------	17	101	25	------	126	144	20	207
Iowa	76	10	7	58	75	76	35	174	285	185	33	250
Jackson	105	14	9	36	59	112	45	108	265	211	33	222
Jasper	49	87	283	273	28	344	30	69	172	145	23	173
Jefferson	147	16	11	29	56	147	68	9	6	23	38	73
Johnson	113	16	5	43	64	121	25	129	275	226	31	320
Jones	71	9	9	54	72	73	45	162	280	196	24	206

ABSTRACT [F] REPORTS OF COUNTY SUPERINTENDENTS—Con.

CORPORATIONS, DIRECTORS, TEACHERS, JUNE 30, 1912

Counties	Sub-districts	Corporations				Directors				Teachers		
		School township	Independent city, town and village	Rural independent	Total	School township	Independent city, town and village	Rural independent	Total	Number necessary	Number persons employed	
											Males	Females
Keokuk	24	2	17	96	115	26	85	288	399	209	43	224
Kossuth	217	27	11	1	39	227	55	3	285	258	29	317
Lee	47	7	8	57	72	49	42	171	262	223	24	227
Linn	105	11	20	57	88	113	102	173	388	440	42	552
Louisa	59	9	12	18	39	63	58	54	175	142	23	144
Lucas	33	4	4	56	64	33	20	168	221	132	22	138
Lyon	95	13	8	10	31	96	40	32	168	187	32	193
Madison	104	12	8	19	39	108	40	57	205	182	27	231
Mahaska	70	9	10	63	82	75	46	189	310	245	40	299
Marion	22	4	16	96	116	25	80	288	393	215	28	253
Marshall	87	12	11	47	70	98	55	141	294	247	20	294
Mills	20	4	8	56	68	20	42	168	230	138	8	151
Mitchell	48	8	11	35	54	52	55	105	212	138	10	158
Monona	119	16	10	9	35	128	50	31	209	198	16	269
Monroe	60	7	7	33	47	63	35	99	197	190	26	178
Montgomery	85	10	6	17	33	90	30	51	171	163	27	207
Muscatine	67	11	7	20	38	70	35	60	165	220	24	237
O'Brien	125	15	6	1	22	128	30	5	163	207	21	228
Osceola	91	11	3	------	14	91	15	------	106	125	16	146
Page	73	10	13	43	66	76	65	129	270	232	23	233
Palo Alto	124	16	8	------	24	124	40	------	164	176	18	199
Plymouth	160	23	11	1	35	169	55	3	227	237	12	277
Pocahontas	124	15	7	8	30	131	35	24	190	187	29	231
Polk	86	13	9	41	63	88	47	123	258	722	56	706
Pottawattamie	213	25	13	15	53	225	67	45	337	463	32	529
Poweshiek	115	14	8	16	38	120	40	48	208	210	38	267
Ringgold	86	11	10	38	59	88	50	114	252	168	21	176
Sac	132	16	9	------	25	134	45	------	179	192	18	247
Scott	77	13	10	19	42	87	52	59	198	367	42	337
Shelby	129	16	8	2	26	132	40	6	178	179	29	209
Sioux	160	21	12	2	35	165	60	8	233	254	29	248
Story	108	14	17	15	46	109	85	45	239	252	39	279
Tama	95	12	11	71	94	95	55	213	363	240	30	299
Taylor	87	12	11	26	49	96	55	78	229	176	28	213
Union	88	10	8	16	34	88	40	48	176	170	25	203
Van Buren	57	7	16	41	64	57	78	123	258	156	27	172
Wapello	54	8	7	40	55	56	37	120	213	282	31	267
Warren	52	7	14	74	95	55	70	222	347	186	34	227
Washington	40	5	9	77	91	42	45	231	318	196	18	234
Wayne	93	13	10	24	47	99	46	72	217	182	34	168
Webster	136	18	10	34	62	142	52	102	296	290	22	362
Winnebago	70	9	7	12	28	73	35	36	144	130	12	139
Winneshiek	99	14	12	33	59	104	60	99	263	194	35	202
Woodbury	125	16	15	32	63	125	75	96	296	430	63	510
Worth	88	12	6	------	18	92	30	------	122	119	13	125
Wright	119	15	8	8	31	127	40	24	191	207	20	229
Total	9,304	1,181	920	2,903	5,004	9,671	4,608	8,733	23,012	20,987	2,600	24,148

ABSTRACT [G] REPORTS OF

SPECIAL LIBRARY REPORT

Counties	Number Volumes Purchased					
	From teachers fund	From school-house fund	From contin-gent fund	Total from dis-trict funds	Total from vol-untary efforts	Total from all sources
Adair	171		24	195		195
Adams	21		45	66	17	83
Allamakee	363		182	545	30	575
Appanoose	121		42	163	354	517
Audubon	159			159		159
Benton	264	20	63	347	40	387
Black Hawk	*	*	*	*	*	*
Boone	1,208		200	1,408	42	1,450
Bremer	155		430	585	52	637
Buchanan	167		140	307	143	450
Buena Vista	252		132	384	229	613
Butler	404		131	535	77	612
Calhoun	142		205	347	75	422
Carroll	128		618	746	378	1,124
Cass	72		88	160	285	445
Cedar	49		111	160	20	180
Cerro Gordo	124		380	504	38	542
Cherokee	39		200	239	85	324
Chickasaw	26		320	346	993	1,339
Clarke	125		2	127	23	150
Clay	*	*	*	*	*	*
Clayton	405		146	551	410	961
Clinton	4,120		860	4,980	238	5,218
Crawford	590	30	355	975	67	1,042
Dallas	163		171	334	92	426
Davis	80		75	155	120	275
Decatur	85		38	123	49	172
Delaware	150		172	322	191	513
Des Moines	49		150	199	76	275
Dickinson	73		102	175	21	196
Dubuque	58		605	663	14	677
Emmet	97		31	128	51	179
Fayette	279		190	469	215	684
Floyd	59		54	113	65	178
Franklin	9,798		9	9,807		9,807
Fremont	*	*	*	*	*	*
Greene	155		105	260	90	350
Grundy	23	36	202	261	60	321
Guthrie	21	13	142	176	46	222
Hamilton	292	13	86	391	40	431
Hancock	279		24	303	70	373
Hardin	425		700	1,125		1,125
Harrison	45		66	111	52	163
Henry	67	92	250	409	72	481
Howard	79		119	198	39	237
Humboldt	47	45		92	270	362
Ida			70	70	150	220
Iowa	145		91	236	42	278
Jackson			30	30	500	530
Jasper	149		81	230	102	332
Jefferson	205		144	349	10	359
Johnson	156		125	281	300	581
Jones	164	26	307	497	217	714

COUNTY SUPERINTENDENTS

JULY 1, 1911, TO JUNE 30, 1912

Amount Expended						Number rural schools provided with suitable library cases	No. districts provided with libraries		
From teachers fund	From school-house fund	From contin-gent fund	Total from dis-trict funds	From money raised by vol-untary efforts	Total from all sources		Sub-districts	Rural independent	Independent city, town and village
$ 128.00		$ 62.60	$ 191.59		$ 191.59	100	126	10	5
10.65		26.85	37.50		37.50	40	60	27	5
192.31		68.21	260.52	$ 18.45	278.97	100	59	63	8
10.05		252.27	262.32	328.00	590.32	43	88	19	11
84.00			84.00		84.00				
111.48	$ 6.00	86.01	203.49	35.85	239.34	157	75	83	12
20.00		189.34	209.34		209.34	50	30	59	5
726.38		109.80	836.18	22.50	858.68	102	90	47	9
41.00		180.38	221.38	50.25	271.63	84	42	52	9
86.84		150.21	237.05	43.55	280.60	100	77	52	10
146.64		200.86	347.50	265.85	613.35	94	113	4	9
262.72		77.99	340.71	45.60	386.31	114	96	41	10
122.44		133.50	255.94	85.13	341.07	115	125		10
67.88		473.62	541.50	256.00	797.50	98	98	10	12
46.91		88.19	135.10	170.91	306.01	127	132	9	8
90.24		73.89	164.13	10.00	174.13	72	99	29	14
106.86		371.37	478.23	38.00	516.23	86	106	21	7
37.95		97.75	135.70	52.71	188.41	126	126	7	8
5.99		77.58	83.57	264.00	347.57	40	25	48	9
70.17		1.65	71.82	10.00	81.82	65	78	24	3
84.07		80.35	164.42	131.40	295.82	69	116		6
267.38		102.16	369.54	159.92	529.46	102	140	19	16
203.81		68.01	271.82	35.00	306.82	144	129	15	
306.35	$ 71.00	293.65	671.00	39.45	710.45	140	160		10
200.69		119.68	320.37	87.40	407.77	120	112	21	14
27.85		26.09	53.94	80.00	133.94	32	26	20	4
56.91		30.93	87.84	55.23	143.07	66	58	45	10
122.14		138.47	260.61	218.46	479.07	109	114	16	8
17.76		262.08	279.84	90.62	370.46	15	12	35	6
39.57		76.82	116.39	52.60	168.99	58	63	2	5
88.65		345.03	433.68	15.00	448.68	39	70	59	10
14.29		52.35	66.64	61.05	127.69	74	74		2
134.39		73.47	207.86	100.00	307.86	165	98	67	13
44.70		44.43	89.13	45.00	134.13	98	101	11	5
175.39		4.60	179.99		179.99	130	100	30	8
20.84		170.27	191.11	194.53	385.64	80	75	5	8
88.71		99.88	188.59	60.95	249.54	104	118	5	8
10.45	19.35	178.47	208.27	32.50	240.77	113	73	44	9
14.80	7.25	89.52	111.57	23.00	134.57	138	134	146	9
167.58	10.92	59.62	238.12	23.00	261.12	114	99	24	9
244.48		60.12	304.60	76.52	381.12	112	130		9
281.02		370.97	651.99		651.99	138	70	68	12
39.70		172.86	212.56	232.48	445.04	46	88	14	10
51.85	$1.52	207.74	341.11	60.00	401.11	70	27	53	9
29.76		56.64	86.40	29.00	115.40	80	99	7	4
24.85	212.50		237.35	206.66	444.01	81	83	16	9
		60.80	60.80	113.85	174.65	90	80		5
111.86		64.64	176.50	44.45	220.95	*	*	*	*
		20.00	20.00	350.00	370.00	75	42	35	9
112.45		62.43	174.88	101.34	276.22	130	135	13	10
129.86		43.71	173.57	6.30	179.87	65	76	23	5
58.64		42.45	101.09	120.00	221.09	148	113	43	5
42.15	16.42	178.17	236.74	126.07	362.81	134	70	59	8

*No data.

ABSTRACT [G] REPORTS OF

SPECIAL LIBRARY REPORT

Counties	Number Volumes Purchased					
	From teachers fund	From schoolhouse fund	From contingent fund	Total from district funds	Total from voluntary efforts	Total from all sources
Keokuk	112		471	583	165	748
Kossuth	314		61	375	252	627
Lee	99		60	159	72	231
Linn	208		415	623	74	697
Louisa	32		97	129	100	229
Lucas	204		493	697	4	701
Lyon	39		8	47		47
Madison	74		109	183	83	266
Mahaska	121		41	162	85	247
Marion	150		286	436	101	537
Marshall	17		385	402	113	515
Mills	139		6	145	128	273
Mitchell	*	*	*	*	*	*
Monona	128		225	353	60	413
Monroe	100		126	226	25	251
Montgomery	199		111	310	76	386
Muscatine	51		54	105		105
O'Brien	30		20	50	466	516
Osceola	50		25	75	125	200
Page	260		165	425	56	481
Palo Alto	108		400	508		508
Plymouth	25		270	295	45	340
Pocahontas	42		6	48	146	194
Polk	57		300	357	112	469
Pottawattamie	481		88	569	328	897
Poweshiek	130		60	190	94	284
Ringgold	72		40	112		112
Sac			20	20	123	143
Scott	308		3,121	3,429		3,429
Shelby			330	330	40	370
Sioux	*	*	*	*	*	*
Story	47		190	237	75	312
Tama			400	400		400
Taylor	45		21	66	171	237
Union	27			27		27
Van Buren	20		53	73	46	119
Wapello	402		45	447	83	530
Warren	55		81	136	67	203
Washington	180		40	220	125	345
Wayne	145		365	510	790	1,300
Webster	85		400	485	1	486
Winnebago	103		122	225	25	250
Winneshiek	203		196	399		399
Woodbury	*	*	*	*	*	*
Worth	471			471		471
Wright	*	*	*	*	*	*
Total	27,581	275	18,519	46,375	10,806	57,181

COUNTY SUPERINTENDENTS—CONTINUED

JULY 1, 1911, TO JUNE 30, 1912

Amount Expended						Number rural schools provided with suitable library cases	No. districts provided with libraries		
From teachers fund	From schoolhouse fund	From contingent fund	Total from district funds	From money raised by voluntary efforts	Total from all sources		Sub-districts	Rural Independent	Independent city, town and village
64.57		284.68	349.25	114.93	464.18	*	*	*	*
142.26		36.22	178.48	242.00	420.48	195	205	1	11
69.20		68.99	138.19	50.89	189.08	74	47	45	8
112.21		425.76	537.97	37.00	574.97	95	75	29	19
17.15		59.86	77.01	69.10	146.11	65	51	16	8
89.63		237.40	327.03	4.55	331.58	86	33	56	4
23.33		12.00	35.33		35.33	62	77	10	8
35.03		87.67	122.70	45.51	168.21	85	109	19	8
74.37		95.19	169.56	50.95	220.51	36	51	41	10
69.48		216.23	285.71	86.15	371.86	90	22	94	14
8.60		264.14	272.74	55.46	328.20	70	87	35	11
89.66		3.90	93.56	82.74	176.30	79	20	63	8
50.37		14.95	65.32		65.32	85	50	35	11
121.65		312.61	434.26	50.00	484.26	56	109	21	10
72.00		74.14	146.14	20.45	166.59	70	60	30	7
85.71		79.67	165.38	31.23	196.61	96	85	17	6
39.08		102.95	142.03		142.03	44	38	6	8
27.30		7.17	34.47	312.19	346.66	125	130	6	
38.91		12.50	51.41	119.00	170.41	88	91		3
177.49		60.75	238.24	109.00	347.24	120	73	46	13
53.85		180.74	234.59		234.59	123	123		8
73.85		114.20	188.05	75.00	263.05	140	155	8	11
25.92		12.60	38.52	278.10	316.62	99	105	8	7
45.16		138.80	183.96	58.00	241.96	35	31	6	4
330.76		124.68	455.44	35.94	491.38	*	*	*	*
68.68		58.56	127.24	56.77	184.01	90	12	16	8
18.20	5.04	31.65	54.89	111.04	165.93	57	45	20	10
		15.08	15.08	38.60	53.68	120	125		9
184.83		1,299.06	1,483.89		1,483.89	85	80	10	10
		140.59	140.59	19.15	159.74	122	126	2	8
222.08		230.03	452.11	66.85	518.96	154	154		12
27.20		227.97	255.17	55.00	310.17	47	55	7	7
31.12		146.39	177.51	92.96	270.47	110	95	72	11
12.02		10.86	22.88	85.20	108.08	55	87	22	11
54.31		6.22	60.53		60.53	70	60	9	8
40.38		157.05	197.43	21.25	218.68	77	56	39	16
196.67		61.45	258.12	62.56	320.68	84	52	43	7
23.56		73.50	97.06	53.78	150.84	129	52	80	14
175.81		211.29	387.10	212.98	600.08	116	42	77	9
63.74		182.82	246.56	589.75	836.31	34	92	24	9
124.17		1,099.07	1,223.24	35.25	1,258.49	136	141	45	
84.85		83.30	168.15	9.60	177.75	66	70	12	7
136.41		126.14	262.55		262.55	112	98	33	12
30.90		221.44	252.34		252.34	118	88	30	15
233.72			233.72		233.72	88	88		6
9.20		50.21	59.41		59.41	126	124	8	8
$ 9,257.84	$ 430.00	$13,828.96	$23,526.80	$ 8,107.51	$31,634.31	8,804	8,099	2,634	813

*No data.

ABSTRACT [H] REPORTS OF

PRIVATE, DENOMINATIONAL AND HIGHER EDUCATIONAL

Name of School	Location	Under Control of	When founded
ALLAMAKEE			
St. Patrick's School	Waukon	Catholic	1882
BENTON			
Evan. Lutheran St. Paul's School	Luzerne	Lutheran	1869
Evan. Lutheran Par. School	Newhall	Lutheran	
Tilford Collegiate Academy	Vinton	Private	1871
College for the Blind	Vinton	State	1860
BLACK HAWK			
Iowa State Teachers' College	Cedar Falls	State	1876
St. Mary's School	Waterloo	Catholic	
St. Mary's School	Gilbertville	Catholic	1892
St. Joseph's School	Eagle Center	Catholic	1907
BOONE			
Biblical College	Boone	Local Incorporation	1906
German Evan. Trinity School	Boone		
St. Paul's Evan. Luth. Par. Sch.	Boone		
Sacred Heart	Boone	Catholic	1887
BREMER			
Immanuel Academy	Maxfield	Lutheran	1873
Orphan's Home	Waverly	Lutheran	1863
St. John's School	Le Roy	Lutheran	1876
St. John's School	Maxfield	Lutheran	
St. John's School	Dayton	Lutheran	
St. John's School	Douglas	Lutheran	1875
St. John's School	Fremont	Lutheran	1894
St. Peter's School	Franklin Twp.	Lutheran	
St. Peter's School	Denver	Lutheran	1902
St. Peter's School	Tripoli	Evangelical	1902
St. Paul's School	Denver	Lutheran	1880
St. Paul's School	Warren	Lutheran	1862
St. Paul's School	Douglas	Lutheran	1871
St. Paul's School	Waverly	Lutheran	
St. Bernard's School	Waverly	Catholic	
St. Matthew's School	Maxfield Twp.	Lutheran	1880
Wartburg Seminary	Waverly	Lutheran	1878
			1879
BUCHANAN			
Immaculate Conception School	Fairbank	Catholic	
Notre Dame Seminary	Independence	Catholic	1896
St. Joseph's School	Independence	Catholic	1869
St. John's Lutheran School	Fairbank	Lutheran	1898
			1866
BUENA VISTA			
Buena Vista College	Storm Lake	Presbyterian	
Mt. Zion School	Grant Twp.	German Lutheran	1891
St. John's School	Maple Valley Twp.	Lutheran	1885
			1881
CALHOUN			
Immanuel Parochial	Rockwell City	Lutheran	
St. Paul's School	Manson	Lutheran	1899
			1886
CARROLL			
St. Bernard's School	Breda	Catholic	
St. Francis School	Maple River	Catholic	1883
St. Augustine School	Halbur	Catholic	1906
St. Mary's School	Mt. Carmel	Catholic	1901
St. Mary's School	Willey	Catholic	1875
			1897

COUNTY SUPERINTENDENTS

INSTITUTIONS BY COUNTIES JULY 1, 1911, TO JUNE 30, 1912.

Income for the year	Number of professors	Other instructors	Students in college work	Students in preparatory work	Students in other courses	Total net enrollment for year ending June 30, 1912	Graduates in collegiate course	Graduates in other courses	Total graduated during year	President or Principal
$ 500.00		6		30	200	230		28	28	Rev. Fr. Norton
600.00	1					33			8	H. A. Stolper
	1					45		9	9	E. O. Bertram
6,150.00	6			95	155	250		19	19	T. F. Tobin
34,952.49		14		30	96	126		4	4	Geo. D. Eaton
260,499.00	45	62	2,425	500		2,925	393		503	H. H. Seerley
150.00		6		170		170		12	12	Rev. H. P. Rohlmann
650.00		3		183		188				Rev. John Nemmers
650.00		5		11	122	133		3	3	Sister M. Carmelita
					150	150			11	J. Charles Crawford
		5				214			21	Sisters of Charity
	1		7			73			17	Otto Schueler
		2				58			7	Julius Bredow
	1					27			4	Theodore Heunschke
450.00	1					30			5	W. E. Greffenius
		2			42	42			6	F. Schedtler
		1			28	28		11	11	Rev. H. Haeussler
	1					17			6	Philip Ackermann
				10		10			2	Rev. Chr. G. Gerloch
		1			25	25			5	Rev. F. Schoenbohn
	1		12	5		17		12	12	M. Kleinau
		2	17			17	5		5	Rev. G. Krumm
	1					50			10	J. M. L. Hafner
	1	1				31			8	H. Kumpf
		2				100				C. F. Liefelt
		3				63				Rev. James Mulligan
	1	1		47		47		7	7	M. Jahr
16,449.34	5	2	1	21	64	86	1	8	9	Aug. Engelbrecht
		4								Rev. W. T. Donohoe
				13	93	106		3	3	
300.00		2			64	64				Henry Remert
500.00	1			15	6	20		5	5	Rev. Aug. Rueber
13,650.00	8	11	53	38	107	198	12	24	36	James P. Linn
600.00	1	1			57	57			13	C. F. Gutz
		1			17	17			15	Rev. G. Rickles
100.00	1		12			12	3	9	12	Rev. O. Herriwig
900.00		6				217			4	Rev. G. H. Luehrsman
500.00		2				68				Rev. P. Warzawa
500.00		2				97				Rev. John Baumler
1,150.00		5				215			10	Rev. F. H. Huesman
500.00		4				127			3	Rev. J. Heinzlmier

ABSTRACT [H] REPORTS OF

PRIVATE, DENOMINATIONAL AND HIGHER EDUCATIONAL

Name of School	Location	Under Control of	When founded
CARROLL—CONTINUED			
St. John's School	Arcadia	Catholic	1880
St. Joseph's School	Carroll	Catholic	1880
St. Peter and St. Paul School	Carroll	Catholic	1889
Sacred Heart	Templeton	Catholic	1889
CEDAR			
Evan. St. John's School	Clarence	Ger. Evan. Synod	
Evan. Zion School	Lowden	Ger. Evan. Synod	1880
Friends Boarding School	West Branch	Friends	1890
German English Lutheran School	Lowden	Ger. Lutheran	
Ger. Evangelical School	Bennett	Ger. Evan. Synod	1907
St. Paul's Lutheran School	Stanwood	Lutheran	1908
CERRO GORDO			
Sacred Heart Academy	Rockwell	Catholic	1900
St. Patrick's Academy	Dougherty	Catholic	1896
Loretta Academy	Marcus	Catholic	1892
Mt. St. Mary's School	Cherokee	Catholic	1909
Grand Meadow H. School	G'd Meadow Twp.	Township Board	1911
Marcus Twp. Special School	Marcus Twp.	Township Board	1911
Silver Twp. Special School	Silver Twp.	Township Board	1911
CHICKASAW			
Immaculate Conception	North Washington	Catholic	1885
Mt. Carmel Parochial School	Lawler	Catholic	1882
Oliver College	New Hampton	Private	1897
St. Boniface Parochial School	Ionia	Catholic	1903
St. Mary's Parochial School	New Hampton	Catholic	1894
St. Mary's Parochial School	Alta Vista	Catholic	1904
St. Joseph's Parochial School	New Hampton	Catholic	1905
CLINTON			
Clinton Business College	Clinton	Private	1885
German Lutheran Par. School	Clinton	Lutheran	1883
German Evan. Luth. Par. School	Grand Mound	Evan. Lutheran	1903
Immaculate Conception School	Petersville	Catholic	1890
Mt. St. Clare Academy	Clinton	Catholic	1893
Our Lady of Angel's Seminary	Lyons	Catholic	1872
Sacred Heart School	Clinton	Catholic	1894
St. Boniface School	Lyons	Catholic	1864
St. Ireneaus School	Lyons	Catholic	1872
St. Mary's School	Clinton	Catholic	1878
St. Patrick's School	Clinton	Catholic	1892
Wartburg College	Clinton	Lutheran	1868
CRAWFORD			
Denison Normal & Bus. College	Denison	Private Board	1893
Parochial School	Denison	Lutheran	
Parochial School	Charter Oak	Lutheran	1890
Parochial School	Hanover Twp.	Lutheran	1880
Parochial School	Soldier	Lutheran	1895
St. Ann's Academy	Denison	Lutheran	
DALLAS			
Perry Normal College	Perry	Private	1893
DAVIS			
Southern Iowa Normal	Bloomfield	Private	1872
DECATUR			
Graceland College	Lamoni	Latter Day Saints	1895

COUNTY SUPERINTENDENTS—CONTINUED.

INSTITUTIONS BY COUNTIES JULY 1, 1911, TO JUNE 30, 1912.

Income for the year	Number of professors	Other instructors	Students in college work	Students in preparatory work	Students in other courses	Total net enrollment for year ending June 30, 1912	Graduates in collegiate course	Graduates in other courses	Total graduated during year	President or Principal
500.00		3				112			3	Rev. J. G. Schulte
800.00		4				136			16	Rev. P. F. Farrelly
1,200.00		8				278			18	Rev. James Kuemper
800.00		4				197			6	Rev. B. G. Schulte
	1									Emil Hansen
	1				47	47		30	30	F. Werning
	2									H. T. Jones
	1				61	61		12	12	W. Schmidt
	1									Chas. Bendigheit
	1				7	7		3	3	W. G. Nagler
4,000.00		7		26	84	110		2	2	Sister M. Josepha
1,200.00		4		80	25	105		4	4	Rev. P. D. O'Reilly
		6		25	115	140		8	8	Sister M. Bernardine
1,000.00	6	3		19	144	163		1	1	Mother M. Gertrude
	1				16	16				A. O. Grubb
	1				15	15				Thomas McDonald
	1				15	15				L. W. Osborne
600.00		4		181		181				Rev. J. G. Probst
700.00		5		224		224				Rev. J. P. Ryan
4,000.00	4		90			90				R. E. Oliver
300.00		3		95		95				Rev. J. P. Pultz
700.00		5		152		152				Rev. P. H. Forkenbrock
300.00		2		106		106				Rev. J. Jungerman
600.00		4		110		110				Rev. M. H. Carey
		5	210			210		46	46	B. J. Heflin
	1					66			11	Felix Melchert
	1			9	5	14			14	Rev. F. O. Lothringer
400.00		2		2	43	45			3	Rev. P. O'Dowd
		12		27	67	94		2	2	Mother M. Magdalene
		18		250	20	270		32	32	Sr. M. Patricia
		2				66			4	Rev. F. A. Brinkman
	1	2		4	61	65		4	4	Rev. Jos. M. Fritz
		3		80	19	98		2	2	Rev. J. Comerford
		12				360			84	Sr. M. Justa
		3			106	106		4	4	Rev. J. A. Murray
19,149.40	7	2	43	46		89	9		9	John Fritschel
4,000.00	1	8	2	179	60	241	1	12	13	W. C. Van Ness
	1	1	34	7		41	26		26	Rev. Wm. Frese
	1					88			29	Rev. A. Amstein
1,000.00	1					45			15	Rev. C. Wendt
	1					23		15	15	Rev. A. D. Greif
		4	20	16	94	130			13	Rev. James Murphy
2,000.00		3			125	125				C. Durant Jones
5,684.78	5	6	16	94	45	155	4	24	28	H. C. Brown
	9	3	13	25	190	228		26	26	G. A. Gunsolly

ABSTRACT [H] REPORTS OF

PRIVATE, DENOMINATIONAL AND HIGHER EDUCATIONAL

COUNTY SUPERINTENDENTS—CONTINUED.

INSTITUTIONS BY COUNTIES JULY 1, 1911, TO JUNE 30, 1912.

Name of School	Location	Under Control of	When founded	Income for the year	Number of professors	Other instructors	Students in college work	Students in preparatory work	Students in other courses	Total net enrollment for year ending June 30, 1912	Graduates in collegiate course	Graduates in other courses	Total graduated during year	President or Principal
DELAWARE														
Lenox College	Hopkinton	Presbyterian	1866	15,080.50	8	3	35	35	61	131	8	7	15	Rev. E. E. Reed
St. Peter and St. Paul School	Petersburg	Catholic						125		125				Rev. Wm. Sassen
St. Xavier's School	Manchester	Catholic	1891											Rev. John Collins
DES MOINES														
Elliott's Business College	Burlington	Private	1879		7	4				501				G. W. Elliott
Lourde's Academy	Burlington	Catholic	1858			6		150		150				Rev. Thos. Galligan
St. John's Parochial School	Burlington	Catholic	1852		6	2		210		210		9	9	Rev. Thos. Burke
St. Mary's Parochial School	W. Burlington	Catholic	1888		2	62				62				Rev. A. Schoeningh
St. Patrick's Parochial School	Burlington	Catholic			1	2		60		60			4	Rev. H. Brownrigg
***DICKINSON**														
Lutheran Parochial School	Terril	Ger. Lutheran			1		20			20				H. Neishkof
Norwegian School	Superior Twp.	Norwegian Church			1									Esther Nasby
Norwegian School	Okoboji Twp.	Norwegian Church			1									
Parochial School	Milford	Catholic			1									Rev. Meyers
DUBUQUE														
Academy of Visitation	Dubuque	Catholic				34				160				Sister M. Antonio
Epworth Seminary	Epworth	Methodist				10				88				
German College and Seminary	Dubuque	Presbyterians	1852			12	43	84	19	146	7	29	36	G. M. Steffens
Holy Ghost School	Dubuque	Catholic				4				300				
Mt. St. Joseph College	Dubuque	Catholic				9				202				Sister M. Bertrand
Sacred Heart School	Dubuque	Catholic				7				687				
St. Anthony School	Dubuque	Catholic				6				140				
St. Francis High School	Dyersville	Catholic				4		185	32	217			6	Bro. Chas. Aul
St. Francis Xavier School	Dyersville	Catholic				11				341				
St. Francis School	Balltown	Catholic				4				70				
St. Francis School	Dubuque	Catholic				8		278	20	298		8	8	Sister St. Francis
St. Joseph's Academy	Dubuque	Catholic				13				225				Sr. M. Flaria
St. Joseph's School	Dubuque	Catholic				6				247				
St. Joseph's College	Dubuque	Catholic	1873		16	7				339	18	40	58	D. M. Gorman
St. Mary's School	Cascade	Catholic				4		156	22	178			6	Rev. J. B. Albers
St. Mary's School	Dubuque	Catholic				12				700				
St. Mary's High School	Dubuque	Catholic				6				140				
St. Martin's School	Cascade	Catholic				6				190				
St. Paul's School	Worthington	Catholic	1874			4		170	45	215			5	J. B. Zigrang
St. Patrick's School	Dubuque	Catholic				6				247				
St. Peter and St. Paul's School	Sherrill's Mound	Catholic				3				100				
St. Raphael's School	Dubuque	Catholic				12				700				
St. Vincent's Academy	Dubuque	Catholic				13				531				Rev. M. Carey
Wartburg Seminary	Dubuque	Lutheran				4			62	62				Rev. M. Fritschel
EMMET														
Estherville Commercial College	Estherville	Private	1907		2		50			50			11	Mrs. J. N. Herzberg
FAYETTE														
Evan. Luth. Parochial School	Hawkeye	Lutheran	1892		1					22			12	L. A. Westenberger
German Luth. Parochial School	Eldorado	Lutheran	1869	125.00	1			26		26				G. Blessin
Sacred Heart Parochial School	Oelwein	Catholic	1906		7					318			8	Rev. P. S. O'Connor
St. Peter's Luth. Par. School	Westgate	Lutheran	1885		1					60			16	Rev. R. Uhlmann
Upper Iowa University	Fayette	Methodist	1857	24,440.16	14	6	160	49	330	539	21	27	48	Rev. Watson Cooper
FLOYD														
Academy of Immac. Conception	Charles City	Catholic	1896		5	1		6	155	161		8	8	Sister M. Borchmans
St. Mary's School	Roseville	Catholic	1904			2		67	4	61		6	6	Rev. P. John Naebers
Charles City College	Charles City	German Methodist	1891	12,890.00	8	7	27	32	124	188	9	14	23	Frederick Schaub
FRANKLIN														
Sacred Heart Academy	Ackley	Catholic	1878		4	2		7	58	65		6	6	Sister M. Eutropia

ABSTRACT [H] REPORTS OF

PRIVATE, DENOMINATIONAL AND HIGHER EDUCATIONAL

Name of School	Location	Under Control of	When founded
FREMONT			
Hephzibah Faith School	Tabor	Missionary Assn.	1902
GREENE			
St. Mary's Academy	Grand Junction	Catholic	1888
HAMILTON			
Jewell Lutheran College	Jewell	Lutheran	1893
HARDIN			
Ellsworth College	Iowa Falls	Board of Trustees	1890
New Providence Academy	New Providence	Friends	1870
HARRISON			
St. Joseph's School	Dunlap	Catholic	------
HENRY			
Howe's Academy	Mt. Pleasant	Private	1868
Iowa Wesley University	Mt. Pleasant	Methodist	1842
HOWARD			
Our Lady of Lourdes	Lourdes	Catholic	1908
HUMBOLDT			
Lutheran Parochial School	Bode	Lutheran	1905
Humboldt College	Humboldt	Private	1895
IOWA			
Immanuel School	York Twp.	Lutheran	1898
St. John's Evan. Luth. School	Lincoln Twp.	Lutheran	1868
St. John's Parochial School	Iowa Twp.	Lutheran	1873
JEFFERON			
Fairfield Academy	Fairfield	Private	1901
Parson's College	Fairfield	Presbyterian	1875
Pleasant Plain Academy	Pleasant Plains	Friends	1876
JOHNSON			
Iowa City Academy	Iowa City	Private	------
State University	Iowa City	State	1847
St. Joseph's School	Hills	Catholic	1909
St. Mary's School	Iowa City	Catholic	1892
St. Patrick's School	Iowa City	Catholic	------
St. Peter's School	Cosgrove	Catholic	1901
KEOKUK			
St. Elizabeth's School	Harper	Catholic	1872
KOSSUTH			
Evan. Lutheran Immanuel School	Lone Rock	Lutheran	1895
Evan. Lutheran Parochial School	Lu Verne	Evan. Lutheran	1908
Evan. Luth. St. Paul's School	Whittemore	Lutheran	1899
St. Michael's School	Whittemore	Catholic	1901
St. John's Parochial School	Bancroft	Catholic	1900
LINN			
Coe College	Cedar Rapids	Presbyterian	1881
St. Bachman Seminary	Marion	Catholic	1893
Cornell College	Mt. Vernon	Methodist	1853
Sacred Heart Academy	Cedar Rapids	Cedar Rapids	1906
St. Joseph's Academy	Cedar Rapids	Catholic	1875

COUNTY SUPERINTENDENTS—CONTINUED.

INSTITUTIONS BY COUNTIES JULY 1, 1911, TO JUNE 30, 1912.

Income for the year	Number of professors	Other instructors	Students in college work	Students in preparatory work	Students in other courses	Total net enrollment for year ending June 30, 1912	Graduates in collegiate course	Graduates in other courses	Total graduated during year	President or Principal
----------	------	9	------	30	75	105	------	2	2	Emma Herr
----------	1	3	------	------	------	70	------	5	5	Sister M. Hilda
9,000.00	8	3	------	60	107	167	------	14	14	Rev. Eastvold
22,000.00	11	6	57	196	75	328	10	19	29	J. F. Meyers
----------	1	2	------	70	15	85	------	6	6	P. C. McCracken
----------	------	4	------	------	------	135	------	------	------	Rev. J. M. Hanson
4,100.00	3	2	50	70	30	150	4	8	12	S. C. How
23,500.00	12	8	176	104	49	339	27	3	30	Edwin A. Schell
----------	------	b	------	86	38	124	------	5	5	Rev. J. J. Norris
----------	------	4	------	90	------	90	------	8	8	O. Ekfelt
----------	------	14	------	------	------	326	------	31	31	J. P. Peterson
600.00	1	------	------	------	75	75	------	6	6	A. J. Goeglein
----------	------	2	------	------	45	45	------	------	11	Rev. Otto Kitzman
900.00	1	1	------	------	51	51	------	------	------	J. W. Hild
1,000.00	1	1	------	------	------	57	------	------	------	R. A. Harkness
27,600.00	12	19	94	60	138	292	11	1	12	Willis E. Parsons
1,200.00	2	1	------	25	23	48	------	3	3	T. F. Hadley
----------	------	7	------	91	35	126	------	37	37	W. A. Willis
806,902.29	71	95	1,107	983	------	2,029	196	231	427	John G. Bowman
----------	------	2	------	65	------	65	------	3	3	Franciscan Sisters
----------	1	7	------	40	190	230	------	5	5	Sister M. Philemona
----------	------	------	------	------	------	------	------	------	------	Rev. F. Ward
----------	------	5	------	43	83	126	------	9	9	Sister M. Xavier
550.00	------	3	------	------	------	130	------	6	6	Rev. H. Grothe
----------	------	1	------	------	58	58	------	13	13	William Schmiel
----------	------	------	------	------	------	47	------	9	9	J. L. Banser
650.00	1	------	------	------	57	57	------	15	15	H. W. Behnke
----------	------	1	------	------	------	------	------	------	1	Rev. E. D. Dullard
----------	1	4	------	24	140	164	------	1	19	Rev. A. J. Schemmel
----------	1	10	------	48	227	275	6	13	------	------
----------	21	17	264	65	129	458	37	2	39	John A. Marquis
----------	------	------	------	------	------	84	------	------	6	Sister Mary Signori
112,687.82	22	17	417	129	182	728	67	------	67	James Harlan
----------	12	------	------	70	2	72	------	------	5	Sister Mary Gertrude
----------	9	------	------	38	222	260	------	------	7	Sister Mary Agatha

ABSTRACT [H] REPORTS OF

PRIVATE, DENOMINATIONAL AND HIGHER EDUCATIONAL

Name of School	Location	Under Control of	When founded
LYON			
Orphans' Home School	Beloit	United N. L. Church	1890
MAHASKA			
Central Holiness University	University Park		1906
Christian Reform School	Peoria	Christian Reform	1907
Penn College	Oskaloosa	Friends	1873
MARION			
Central College	Pella	Baptist	1853
St. Joseph's School	Bauer	Catholic	1905
MARSHALL			
Central Iowa Business College	Marshalltown	Private	1890
Dillon Lutheran School	Dillon	Lutheran	1905
Palmer College	Le Grand	Christian	1889
St. John's Lutheran School	Minerva Twp.	Lutheran	1871
St. Joseph's School	Haverhill	Catholic	1885
St. Mary's Institute	Marshalltown	Catholic	1878
Stavenger Boarding School	Le Grand	Friends	1890
MILLS			
Glenwood Business College	Glenwood	Private	1909
MITCHELL			
Meyer School	Meyer	Catholic	1900
St. Mary's Academy	New Haven	Catholic	1902
MONTGOMERY			
Swed. Ev. Luth. Orphan's Home	Stanton	Swed. Lutheran	1881
MONROE			
Albia Business College	Albia	Private	-----
MUSCATINE			
St. Mathias' School	Muscatine	Catholic	1852
St. Mary's School	Muscatine	Catholic	1880
O'BRIEN			
Friends' School	Paullina	Friends	1887
St. John's Evan. Lutheran	Paullina	Ger. Lutheran	1880
OSCEOLA			
Evan. Luth. Mt. Zion School	Horton Twp.	Lutheran	1888
St. John's Evan. Luth. School	May City	Lutheran	1898
St. Joseph's High School	Ashton	Catholic	1887
St. Peter's Luth. School	Ocheyedan	Lutheran	1901
PAGE			
Amity College	College Springs	Private	1856
Western Normal College	Shenandoah	Private	1882
PALO ALTO			
St. Mary's Academy	Emmetsburg	Catholic	1889
St. Peter and St. Paul's School	West Bend	Catholic	1899
PLYMOUTH			
St. Catherine's School	Oyens	Catholic	1900
St. Joseph's School	Akron	Catholic	1904
St. Joseph's School	Le Mars	Catholic	1879
St. Mary's School	Remsen	Catholic	1887
Western Union College	Le Mars	United Evangelical	1900

COUNTY SUPERINTENDENTS—CONTINUED.

INSTITUTIONS BY COUNTIES JULY 1, 1911, TO JUNE 30, 1912.

Income for the year	Number of professors	Other instructors	Students in college work	Students in preparatory work	Students in other courses	Total net enrollment for year ending June 30, 1912	Graduates in collegiate course	Graduates in other courses	Total graduated during year	President or Principal
17,379.41	-----	4	-----	140	-----	140	-----	13	13	Th. Gunderson
----------	14	10	41	153	165	359	7	11	18	G. A. McLaughlin
----------	-----	1	-----	-----	-----	82	-----	-----	-----	Richard Drost
700.00	-----	1	-----	-----	-----	-----	-----	-----	-----	-----
28,598.00	10	20	140	165	94	399	20	25	45	David M. Edwards
21,493.80	12	8	67	54	138	212	12	2	14	John L. Beyl
260.00	-----	2	-----	-----	-----	80	-----	-----	-----	Sister Mary Lawrence
5,000.00	-----	4	-----	138	-----	138	-----	39	39	W. H. Gilbert
100.00	-----	1	-----	21	-----	21	-----	-----	-----	Rev. J. F. T Heine
6,500.00	7	2	-----	34	48	82	-----	3	3	E. A. Watkins
500.00	-----	-----	-----	-----	-----	36	-----	16	16	Rev. H. Markworth
500.00	-----	3	-----	-----	-----	109	-----	-----	-----	Rev. H. J. Loosbrock
----------	-----	2	-----	260	-----	260	-----	-----	-----	Mother M. Joseph
----------	-----	2	-----	17	17	-----	-----	1	1	Lilly Tow
1,500.00	2	1	-----	18	31	49	-----	4	4	B. O. McAdams
900.00	-----	4	-----	-----	125	125	-----	-----	-----	John Wirtz
----------	-----	5	-----	-----	125	125	-----	-----	-----	Thomas A. Barry
5,847.98	-----	1	-----	-----	-----	-----	-----	-----	34	Rev. Peter Peterson
----------	-----	2	-----	-----	-----	-----	-----	-----	-----	F. O. Crouch
----------	-----	8	-----	192	-----	-----	192	23	23	Sister Mary Euthalia
----------	-----	3	-----	120	-----	-----	120	-----	9	Rev. J. I. Greiser
716.00	-----	2	-----	36	6	42	-----	-----	-----	W. J. Hampton
3,000.00	-----	2	-----	-----	84	84	-----	30	30	R. B. Knuth
----------	1	-----	-----	35	-----	35	-----	-----	5	D. W. Langlelt
----------	-----	-----	-----	22	-----	22	-----	-----	-----	O. G. Winter
750.00	-----	5	-----	26	188	214	-----	9	9	Rev. J. P. Hoffman
----------	1	-----	-----	-----	25	25	-----	-----	-----	Rev. Albert Menkens
5,392.35	6	6	15	87	27	129	2	4	6	R. A. McConaghy
----------	9	3	-----	430	225	655	-----	95	95	J. M. Hassey
1,200.00	-----	8	-----	45	221	266	-----	25	25	Sister Mary Benigna
----------	-----	5	-----	-----	128	128	-----	-----	-----	Rev. P. N. Dobberstein
650.00	-----	4	-----	95	1	96	-----	-----	-----	Rev. H. Rolfes
----------	-----	4	-----	6	50	56	-----	-----	-----	Rev. Hurley
----------	-----	6	-----	21	205	226	-----	-----	6	Rev. Feverstein
----------	-----	9	-----	-----	-----	300	-----	-----	2	Rev. F. X. Schulte
1,000.00	-----	5	20	80	70	120	2	-----	2	Dr. Mock
12,000.00	10									

ABSTRACT [H] REPORTS OF

PRIVATE, DENOMINATIONAL AND HIGHER EDUCATIONAL

Name of School	Location	Under Control of	When founded
POCAHONTAS			
Our Lady of Good Counsel School	Fonda	Catholic	1908
Sacred Heart School	Pocahontas	Catholic	1896
St. Columbkille's School	Varina	Catholic	1910
POLK			
Capital City Com. College	Des Moines	Private	1884
Des Moines College	Des Moines	Baptist	1865
Drake University	Des Moines	Independent	1881
Highland Park College	Des Moines	Presbyterian	------
Iowa Business College	Des Moines	Private	------
St. Ambrose School	Des Moines	Catholic	1865
St. John's School	Des Moines	Catholic	1889
St. Joseph's Academy	Des Moines	Catholic	------
St. Mary's School	Des Moines	Catholic	1876
Still College	Des Moines	Osteopath	1898
Grand View College	Des Moines	Danish Lutheran	1895
POTTAWATTAMIE			
Boyles' Western Iowa College	Council Bluffs	Private	1884
Christian Home Orphanage	Council Bluffs	Private	1882
Mt. Loretto Seminary	Council Bluffs	Catholic	1907
Our Lady of Victory Academy	Council Bluffs	Catholic	1908
Puryear Commercial College	Council Bluffs	Private	1904
St. Francis Academy	Council Bluffs	Catholic	1871
St. Joseph's School	Neola	Catholic	1891
St. Joseph's Academy	Council Bluffs	Catholic	1880
St. Peter's School	Council Bluffs	Catholic	1888
POWESHIEK			
Grinnell College	Grinnell	No organization	1847
SAC			
Sac City Institute	Sac City	Baptist	1847
SCOTT			
Brown's Business College	Davenport	Private	1901
St. Alphonsus School	Davenport	Catholic	1909
St. Ambrose College	Davenport	Catholic	1882
St. Katherine's School	Davenport	Episcopalian	1884
St. Mary's School	Davenport	Catholic	1885
St. Vincents' School	Davenport	Catholic	1898
German Evan. Parochial School	Davenport	Lutheran	1870
SHELBY			
Elk Horn School	Elk Horn	Lutheran	1878
Panama Parochial School	Panama	Catholic	------
Portsmouth Parochial School	Portsmouth	Catholic	------
St. Joseph's School	Earling	Catholic	------
Westphalia Parochial School	Westphalia	Catholic	------
Western Vocational College	Harlan	Board of Regents	1911
SIOUX			
Christian School	Orange City	Christian	------
Christian School	Sioux Center	Christian	1904
N. W. C. Academy	Orange City	Ref. Church of N. Amer.	------
St. Anthony's School	Hawarden	Catholic	1900
St. Anthony's School	Hospers	Catholic	------
St. Joseph's School	Granville	Catholic	1888
St. Mary's Academy	Rock Valley	Catholic	1892
St. Mary's Academy	Alton	Catholic	1885

COUNTY SUPERINTENDENTS—CONTINUED.

INSTITUTIONS BY COUNTIES JULY 1, 1911, TO JUNE 30, 1912.

Income for the year	Number of professors	Other instructors	Students in college work	Students in preparatory work	Students in other courses	Total net enrollment for year ending June 30, 1912	Graduates in collegiate course	Graduates in other courses	Total graduated during year	President or Principal
----------	3	------	25	50	45	120	10	------	10	Sisters of St. Francis
1,700.00	4	2	10	152	------	162	1	4	5	W. A. Pape
----------	------	5	30	96	------	126	2	------	2	Edwin Masterson
----------	15	------	------	------	820	820	------	75	75	B. F. Williams
----------	9	2	76	59	53	188	14	14	28	John A. Earl
265,435.59	85	56	684	282	924	1,890	125	115	227	Hill M. Bell
----------	------	------	------	------	------	------	------	------	------	
----------	------	9	------	40	275	315	------	16	16	Sister M. Rufina
----------	------	------	------	------	------	------	------	------	------	
----------	------	------	------	------	------	------	------	------	------	
600.00	------	3	------	------	90	90	------	2	2	Rev. Pater Alban
20,000.00	12	12	100	------	14	114	------	34	34	S. S. Taylor
11,480.00	5	6	9	85	11	105	------	5	5	F. Wagner
----------	------	------	------	------	------	------	------	------	------	
----------	------	------	------	------	------	------	------	------	------	H. R. Lemon
----------	------	------	------	------	------	------	------	------	------	
----------	------	------	------	------	------	------	------	------	------	
----------	------	------	------	------	------	------	------	------	------	J. W. Hammill
----------	------	------	------	------	------	------	------	------	------	
----------	------	------	------	------	------	------	------	------	------	Rev. A. J. Dexler
----------	------	------	------	------	------	------	------	------	------	
----------	------	------	------	------	------	------	------	------	------	
----------	------	------	------	------	------	------	------	------	------	
125,631.00	29	13	480	55	163	650	74	2	76	J. H. T. Main
----------	------	------	------	------	------	------	------	------	------	
4,500.00	------	7	------	20	120	140	------	------	------	G. W. Lee
----------	------	------	------	------	------	------	------	------	------	
27,000.00	------	7	------	------	620	620	------	58	58	Geo. L. Kemper
200.00	------	3	------	25	60	85	------	2	2	Sister of Humility of Mary
40,000.00	10	5	25	200	------	225	3	21	24	W. P. Shannahan
----------	------	------	------	------	------	------	------	------	------	Sister Esther
35,000.00	------	14	------	80	80	------	------	8	8	Sister Superior
----------	6	1	------	20	251	271	------	17	17	Sister M. Evarista
----------	------	2	------	------	86	86	------	------	------	Sister Superior
1,200.00	------	1	------	59	------	59	------	12	12	R. J. Geisemann
----------	------	------	------	------	------	------	------	------	------	
3,973.00	2	5	------	6	76	82	------	------	------	Rev. L. A. Laursen
----------	------	------	------	------	------	------	------	------	------	
----------	------	------	------	------	------	------	------	------	------	
----------	------	------	------	------	------	------	------	------	------	
----------	------	------	------	------	------	------	------	------	------	G. Galloway
----------	------	------	------	------	------	------	------	------	------	
----------	------	------	------	------	------	------	------	------	------	
----------	------	------	------	------	110	110	------	------	5	M. Wyngaarden
2,000.00	------	3	------	------	------	------	------	------	------	
5,411.71	------	5	------	77	------	77	------	------	20	Thomas E. Walmers
----------	------	------	------	------	------	------	------	------	------	
----------	------	------	------	------	------	------	------	------	------	
----------	------	------	------	230	------	230	------	12	12	Rev. J. A. Gerlemann
1,000.00	2	5	------	27	104	131	------	4	4	Rev. J. A. O'Reilley
----------	------	3	------	------	------	------	------	------	------	Rev. F. J. Bruno

ABSTRACT [H] REPORTS OF

PRIVATE, DENOMINATIONAL AND HIGHER EDUCATIONAL

Name of School	Location	Under Control of	When founded
SIOUX—CONTINUED			
St. Paul's School	Lincoln Twp.	Lutheran	
St. Paul's School	Read Twp.	Lutheran	1879
St. Thomas' School	Boyden	Lutheran	1878
STORY			
Iowa State College	Ames	State	1868
S. D. A. Parochial School	Nevada		
S. D. A. Academy	Nevada		
TAMA			
Leander Clark College	Toledo	U. B. Church	1856
Sac & Fox Indian School	Tama	U. S. Government	1908
St. Mary's Academy	Tama	Catholic	1894
WAPELLO			
Ottumwa Commercial College	Ottumwa	Private	1897
St. Joseph's Academy	Ottumwa	Catholic	
WARREN			
Simpson College	Indianola	M. E. Church	1867
WASHINGTON			
Holy Trinity School	Richmond	Catholic	1855
St. James' School	Washington	Catholic	1871
St. Mary's School	Riverside	Catholic	1884
WEBSTER			
Corpus Christi Academy	Fort Dodge	Catholic	1902
St. Matthew's School	Clare	Catholic	1892
St. Paul's Lutheran School	Ft. Dodge	Lutheran	
Tobin College	Ft. Dodge	Private	1892
WINNEBAGO			
Waldorf College	Forest City	United Lutheran	1903
WINNESHIEK			
Immaculate Conception	Decorah	Catholic	1885
Luther College	Decorah	Lutheran Synod	1861
Norwegian Parochial School	Calmar	Luthran	
Norwegian Parochial School	Decorah	Luthran	1902
St. Aloysius School	Calmar	Catholic	
St. Frances De Salle's School	Ossian	Catholic	
St. John's School	Ft. Atkinson	Catholic	
St. Mary's School	Festina	Catholic	
St. Wenceslaus School	Spillville	Catholic	1870
Valder Business & Normal	Decorah	Private	1888
WOODBURY			
Epiphany Cethedral	Sioux City	Catholic	1881
Morningside College	Sioux City	Methodist	1894
St. Joseph's School	Salix	Catholic	
St. Patrick's School	Danbury	Catholic	1883
St. Paul's School	Sioux City	Lutheran	1877
WORTH			
Somber Parochial School	Bristol Twp.	M. E. Lutheran Synod	1905
WRIGHT			
Sacred Heart High School	Eagle Grove	Catholic	1901

COUNTY SUPERINTENDENTS—CONTINUED.

INSTITUTIONS BY COUNTIES JULY 1, 1911, TO JUNE 30, 1912.

Income for the year	Number of professors	Other instructors	Students in college work	Students in preparatory work	Students in other courses	Total net enrollment for year ending June 30, 1912	Graduates in collegiate course	Graduates in other courses	Total graduated during year	President or Principal
60.00	1	21		21					5	Rev. P. J. Bunge
										H. Beatka
610,345.55	79	85	1,467	307	505	1,713	232		232	E. W. Stanton
23,860.00	12	7	81	63	117	261	13	17	30	Franklin E. Brooks
2,040.00	2	3								O. J. Greene
500.00	1	3				125				Rev.P. G. Carroll
2,500.00	5			35	160	195			111	J. W. O'Brien
		4		70	5	75				Sister M. Liguori
42,000.00	18	12	236	74	223	533	55	39	94	Francis L. Strickland
400.00		2		6	75	81		4	4	Rev. Peter Stahl
600.00		5		12	100	112				Sister Mary Phillippa
800.00		5		151	11	162		20	20	Sister Mary Prudentia
		8		21	229	250		3	3	Sister M. Xaveria
		4		24	60	84		2	2	Rev. Matthew Darey
		3			165			23	23	H. F. C. Mueler
12,191.60	6	7		57	144	201		26	26	C. V. Findlay
24,000.00	8	4		61	230	291	25	12	37	L. W. Bos
		5		18	76	94				Sister St. Mary Agnes
	13	5	107	107		214	14	10	24	C. K. Preus
600.00		2								H. A. Grimsol
1,200.00		3				87			8	I. V. Torrison
										John Marselek
										Franciscan Sisters
		7			300	300		50	50	C. H. Valder
		10		71	316	387		16	16	Sister M. Ernesta
55,000.00	18	16	283	139	192	516	43	46	89	A. E. Craig
		6		12	118	130		3	3	J. A. Griffin
		6		20	128	148		3	3	Sister Calasanctius
2,500.00	3					60			11	Walter Capelle
		2			62	62				Helena Borsheim
$2,889,626.84	799	1,507	8,958	12,518	14,492	45,461	1,651	1,966	4,020	

GRADED SCHOOLS

CITIES HAVING POPULATION OF 3,000 FOR 1911-1912.

OR MORE BY CENSUS OF 1910.

Cities	City Superintendent 1911-1912	Population 1910	Salary per annum	Number months school	Number years in course	Enumeration June 1912	Total enrollment	Average attendance	Attendance upon enumeration	Attendance upon enrollment	Enrollment High School		Number of Tuition Pupils				Number of High School Tuitioners at Expense of Public		Number of High School Tuitioners Paying Own Way		Average cost and contingent expense	Number graduated in Year Ending June 30, 1912		Number Teachers Employed and Average Salary Not Including Superintendent or Principal			
													Grades														
											Males	Females	Males	Females	Males	Females	Males	Females	Males	Females		Males	Females	Males	Salary per month	Females	Salary per month
Albia	F. T. Vasey	4,969	$ 1,600	9	12	1,630	1,359	1,109	69	82	99	143	14	16	26	44	24	42	2	2	$ 4.22	21	22	4	$ 95.50	30	$55.00
Ames	F. H. Hicks	4,223	1,800	9	12	1,327	978	559	42	57	170	139	39	40	34	29	28	29	6	----	4.00	24	25	2	87.50	28	59.58
Atlantic	Charles D. Blodgett	4,560	1,700	9	12	1,204	1,068	887	74	83	88	130	30	31	24	26	24	25	----	1	4.23	9	19	1	90.00	30	63.50
Belle Plaine	A. W. Crane	3,121	1,350	9	13	1,016	768	665	65	87	54	76	10	21	7	17	7	16	----	1	3.90	5	6	----	----------	22	53.25
Boone	E. C. Meredith	10,347	2,000	9	12	2,941	2,264	1,897	65	84	161	193	50	61	13	23	13	23	----	----	4.27	19	22	4	118.00	66	52.09
Burlington	W. L. Hanson	24,324	2,400	9.5	13	6,239	4,250	3,460	55	81	209	292	----	----	6	26	----	----	----	----	4.78	24	35	15	122.64	108	60.34
Carroll	W. H. Gemmill	3,546	1,600	9	12	1,134	500	414	37	83	42	60	15	9	10	6	7	6	3	----	6.56	1	10	2	100.00	18	57.78
Cedar Falls	Bruce Frances	5,012	2,000	9	12	1,347	1,089	873	65	80	102	102	9	16	4	12	3	11	1	1	4.72	11	11	2	95.00	26	65.00
Cedar Rapids	J. J. McConnell	32,815	3,000	9	12	10,175	6,475	5,285	52	82	381	509	----	----	----	----	----	----	----	----	----	35	61	7	97.62	200	69.79
Centerville	C. J. Johnson	6,936	1,800	9	12	2,178	1,794	1,680	77	94	175	240	40	49	35	40	30	35	5	5	3.48	24	20	2	75.00	46	51.60
Chariton	J. C. McGlade	3,794	1,500	9	13	1,066	1,004	793	74	79	81	94	3	5	12	30	12	27	----	3	4.50	9	8	4	80.28	21	50.36
Charles City	E. T. Armstrong	5,892	2,000	9.5	12	1,568	1,273	1,235	79	97	74	112	7	15	7	12	7	12	----	----	7.00	6	22	5	77.50	36	60.45
Cherokee	L. H. Maus	4,884	1,800	9	12	1,150	963	742	65	77	80	128	23	21	23	21	22	20	1	1	5.50	13	17	4	91.25	25	60.80
Clarinda	F. A. Henderson	3,832	1,400	9	12	1,286	1,101	729	57	66	70	97	32	45	24	23	22	22	2	1	4.00	6	8	2	87.50	27	59.56
Clinton	O. P. Bostwick	25,577	2,800	9.5	12	6,160	2,810	2,316	38	82	180	206	----	5	7	19	4	14	3	5	------	29	39	9	129.17	94	64.72
Council Bluffs	J. H. Beveridge	29,292	2,700	9	12	8,450	6,081	5,008	59	82	305	412	17	31	9	20	8	19	1	1	6.42	37	31	8	122.84	149	70.60
Creston	Adam Pickett	6,924	1,700	9	12	----------	----------	----------	----------	----------	----------	----------	----------	----------	----------	----------	----------	----------	----------	----------	----------	----------	----------	----------	----------	----------	----------
Davenport	F. L. Smart	43,028	3,600	10	13	12,584	6,990	5,702	45	82	412	411	68	74	37	42	33	38	4	4	------	42	46	31	137.60	195	66.85
Decorah	Eva Fleming	3,592	----------	----------	----------	1,073	569	288	----------	----------	----------	----------	----------	----------	----------	----------	----------	----------	----------	----------	----------	----------	----------	----------	----------	----------	----------
Denison	E. W. Fellows	3,133	1,800	9	12	952	721	604	63	84	57	88	7	6	4	2	3	2	1	----	4.60	12	7	4	113.75	20	60.00
Des Moines	W. O. Riddell	86,368	5,000	9.5	13	24,586	17,659	13,922	57	79	1,072	1,251	20	9	37	67	32	64	5	3	6.63	119	160	33	113.11	468	77.91
Dubuque	J. H. Harris	38,494	3,200	10	12	10,739	3,675	2,867	27	78	219	258	----	----	----	----	----	----	----	----	----	----	----	15	123.40	124	57.87
Eagle Grove	W. A. Pye	3,287	1,500	9	13	1,174	785	683	58	87	63	87	----	----	2	15	2	15	----	----	4.50	10	10	1	70.00	20	56.50
Estherville	V. L. Rehn	3,404	1,650	9	12	1,113	925	775	70	84	55	101	----	----	11	12	11	11	----	1	3.50	10	12	3	114.58	31	60.92
Fairfield	O. P. Flower	4,970	1,700	9	12	1,392	1,120	955	69	85	106	144	34	47	27	41	27	41	----	----	6.25	18	22	7	87.30	30	57.36
Fort Dodge	L. H. Minkel	15,543	2,100	9	12	4,150	3,070	1,887	45	61	123	143	7	5	8	11	7	11	1	----	7.50	17	18	5	145.50	61	69.84
Fort Madison	E. F. Schall	8,900	1,800	9	13	2,654	1,192	983	37	82	76	129	12	28	8	20	5	13	3	7	4.30	7	26	3	102.49	33	56.06
Glenwood	J. H. Morgan	4,052	1,500	9	12	836	812	493	59	61	54	97	1	2	17	31	17	30	----	1	3.00	5	17	----	----------	15	54.64
Grinnell	Eugene Henely	5,036	1,850	9	13	1,498	1,235	1,054	70	85	152	193	15	16	34	44	31	38	3	6	4.63	19	26	2	85.00	35	62.50
Independence	John E. Foster	3,517	1,600	9	12	962	680	573	60	84	50	98	6	3	8	31	7	29	1	2	6.30	8	21	2	70.00	25	55.00
Indianola	O. E. Smith	3,289	1,700	9	12	978	879	741	76	84	149	169	5	7	36	47	34	46	2	1	4.00	29	37	3	50.00	24	54.00
Iowa City	H. E. Blackmar	10,091	2,000	9	12	2,257	1,752	1,425	63	81	256	261	43	54	40	49	36	49	4	----	4.05	43	38	8	105.60	45	59.10
Keokuk	William Aldrich	14,008	2,000	9.5	12	3,658	2,270	1,805	49	80	108	177	27	20	14	13	6	9	8	4	5.86	21	25	7	116.86	60	66.69
Knoxville	J. C. Richter	3,190	1,500	9	12	917	873	602	66	69	68	101	4	7	14	29	14	28	----	1	3.50	4	15	----	----------	22	60.68
Le Mars	F. E. Palmer	4,157	2,000	9	12	1,156	804	695	60	86	85	115	18	9	15	12	14	12	1	----	------	15	18	4	107.00	25	55.00
Maquoketa	E. L. Rickert	3,870	1,700	9	12	929	864	689	74	80	73	100	20	16	15	23	14	21	1	2	3.56	12	13	2	90.00	27	58.66
Marion	F. L. Mahannah	4,400	1,600	9	13	1,256	852	729	58	86	83	136	31	43	20	32	20	32	----	----	------	14	27	1	90.00	25	64.00
Marshalltown	A. Palmer	13,374	2,300	9.5	12	3,454	2,546	2,110	61	83	206	257	7	18	20	22	11	19	9	3	4.50	24	23	4	98.00	71	66.62
Mason City	Hugh M. Gilmore	11,230	2,200	9	12	2,963	2,203	1,828	62	83	138	176	35	52	19	34	17	34	7	----	1.06	16	36	10	109.88	65	61.50
Missouri Valley	Leslie I. Reed	3,187	1,800	9	13	962	884	735	76	83	62	74	26	20	12	10	12	10	----	----	5.52	13	13	3	90.37	23	52.28
Mount Pleasant	C. W. Crutkshank	3,874	1,700	9	13	925	955	760	82	79	68	120	16	20	11	16	10	14	1	2	3.89	7	16	2	114.00	24	50.00
Muscatine	T. W. B. Everhart	16,178	2,000	10	12	4,065	2,635	2,126	52	81	163	210	13	9	19	26	17	23	2	3	5.70	23	13	8	92.15	80	58.62
Newton	E. J. H. Beard	4,616	1,000	9	12	1,312	1,108	939	72	85	114	163	31	39	25	37	25	37	1	----	4.00	22	17	2	107.00	32	65.00

GRADED SCHOOLS FOR

CITIES HAVING POPULATION OF 3,000

Cities	City Superintendent 1911-1912	Population 1910	Salary per annum	Number months school	Number years in course	Enumeration June 1912	Total enrollment	Average attendance
Oelwein	O. W. Herr	6,028	1,700	9	12	1,746	1,011	803
Oskaloosa	F. W. Else	9,466	2,000	9	13	3,795	2,415	1,694
Ottumwa	A. W. Stuart	22,012	2,400	9.5	12	6,481	4,671	3,759
Pella	F. M. Frush	3,021	1,500	9	13	873	674	533
Perry	Alfred Williams	4,630	1,500	9	12	1,117	1,050	886
Red Oak	W. F. Cramer	4,830	1,900	9	12	1,320	1,098	917
Shenandoah	H. E. Wheeler	4,976	1,800	9	12	1,252	1,111	876
Sioux City	M. G. Clark	47,828	3,000	9	13	14,244	8,148	6,806
Spencer	A. H. Avery	3,005	1,600	9	13	942	821	681
Vinton	A. M. M. Dornon	3,336	1,800	9	13	815	705	581
Washington	A. C. Fuller	4,380	1,700	9	12	1,411	1,114	955
Waterloo, East	A. W. Chamberlain	------	2,700	9	12	4,940	3,413	3,125
Waterloo, West	A. F. Hukill	26,693	2,200	9	12	2,860	2,223	1,706
Waverly	W. I. Griffith	3,205	1,600	9	12	922	681	537
Webster City	D. M. Kelly	5,208	2,000	9	12	1,430	1,151	879

1911-1912—CONTINUED.

OR MORE BY CENSUS OF 1910.

Attendance upon enumeration	Attendance upon enrollment	Enrollment High School		Number of Tuition Pupils				Number of High School Tuitioners at Expense of Public		Number of High School Tuitioners Paying Own Way		Average cost and contingent expense	Number Graduated in Year Ending June 30, 1912		Number Teachers Employed and Average Salary Not Including Superintendent or Principal			
				Grades		High School												
		Males	Females	Males	Females	Males	Females	Males	Females	Males	Females		Males	Females	Males	Salary per month	Females	Salary per month
46	79	58	87	13	21	9	22	5	16	4	6	4.00	4	20	1	80.00	30	57.00
45	70	117	144	31	26	23	14	23	14	----	----	4.50	7	11	4	103.75	54	65.28
58	80	198	298	17	17	16	19	6	19	----	----	6.83	23	24	11	122.97	131	60.45
61	79	57	70	2	2	4	5	4	5	----	----	3.44	6	3	----	----	19	54.73
79	84	81	80	28	39	11	24	11	21	----	3	4.33	12	8	1	85.00	28	50.00
69	84	94	133	32	31	17	27	16	26	1	1	5.16	11	16	2	100.55	7	73.57
70	79	92	126	15	30	12	26	10	21	2	5	3.27	11	15	2	95.50	33	56.96
48	84	408	492	4	8	6	9	6	9	----	----	----	56	73	----	----	210	54.00
72	83	96	146	21	40	15	36	15	36	----	----	4.36	5	13	2	82.50	22	55.68
71	82	68	90	----	----	13	21	13	21	----	----	4.00	5	17	4	83.42	20	56.94
68	86	101	180	13	11	28	56	26	53	2	3	4.25	17	23	2	93.88	30	62.34
63	92	163	187	10	10	7	8	7	8	----	----	7.50	21	26	11	107.00	72	77.00
60	77	158	186	17	12	11	7	11	7	----	----	4.91	18	21	4	111.27	60	60.60
58	79	64	73	31	27	13	20	11	20	2	----	5.29	10	22	2	74.91	20	62.61
61	76	76	144	21	22	13	16	15	16	----	----	4.25	7	22	1	90.00	30	56.00

GRADED SCHOOLS FOR

CITIES HAVING POPULATION OF 1,500 OR MORE

1911-1912—CONTINUED.

AND LESS THAN 3,000 BY CENSUS OF 1910.

Cities	City Superintendent 1911-1912	Population 1910	Salary per annum	Number months school	Number years in course	Enumeration June 1912	Total enrollment	Average attendance	Attendance upon enumeration	Attendance upon enrollment	Enrollment High School Males	Enrollment High School Females	Number of Tuition Pupils Grades Males	Grades Females	High School Males	High School Females	Number of High School Tuitioners at Expense of Public Males	Number of High School Tuitioners at Expense of Public Females	Number of High School Tuitioners Paying Own Way Males	Number of High School Tuitioners Paying Own Way Females	Average cost and contingent expense	Number Graduated in Year Ending June 30, 1912 Females	Number Graduated in Year Ending June 30, 1912 Males	Number Teachers Employed and Average Salary Not Including Superintendent or Principal Males	Salary per month	Females	Salary per month
Algona	J. F. Overmyer	2,908	$ 1,550	9	12	952	875	715	75	82	63	107										17	29	2	$ 127.50	23	$59.13
Anamosa	T. M. Clevinger	2,983	1,500	9	12	843	664	561	67	84	51	85	15	20	9	16	9	15			1	$ 3.27	6	10	1	70.00	14	51.78
Audubon	Harry P. Smith	1,928	1,500	9	13	501	493	375	75	76	46	62	31	33	20	23	20	23				5.62	4	11	1	100.00	14	61.25
Avoca	T. M. Prall	1,520	1,400	9	13	483	429	349	72	81	33	46	10	9	5	12	5	12				5.00	1	2			13	60.59
Bedford	E. W. Goetsch	1,883	1,350	9	12	530	505	456	86	90	51	79	40	68	15	28	15	28				3.75	8	14	1	80.00	4	70.00
Bellevue	F. B. Stewart	1,776	1,300	9.5	12	585	311	250	43	80	33	34	10	5	6	4	3	3	3	1		4.50	7	7			12	53.75
Bloomfield	W. York	2,028	1,400	9	12	603	444	384	64	86	36	44	3	3	5	5	5	5				4.70	4	7	1	100.00	13	52.69
Clarion	B. E. Myers	2,065	1,500	9	12	474	498	369	78	74	51	71			5	36	5	36				4.81	2	17	2	110.00	30	61.15
Clear Lake	H. W. Chehock	2,014	1,100	9	12	551	436	387	70	89	38	59	8	18	5	13	5	13				4.50	5	5	2	57.50	13	55.58
Colfax	S. A. Potts	2,524	1,600	9	12	814	766	525	64	69	45	56	18	20	11	14	11	14				4.45	2	12	1	45.00	19	53.00
Corning	E. K. Mapes	1,702	1,250	9	12	489	471	459	94	97	60	88	3	20	21	42	21	40		2		4.52	7	13	2	80.00	16	55.50
Corydon	Harry D. Kies	1,669	1,450	9	12	565	516	417	74	81	49	88	31	11	20	28	19	28	1			5.00	6	18	1	75.00	15	54.00
Cresco	H. L. Nearpass	2,658	1,400	9	12	814	565	456	56	81	61	78	16	31	12	27	11	25	1	2		4.55	10	10	1	100.00	10	51.05
Dewitt	Margaret Buchanan	1,634	910	9	12	430	277	218	50	77	18	47	5	6	9	19	9	19										
Dyersville		1,511																					2	9			8	48.12
Eldon	George H. Ballard	2,024	1,200	9	12	610	485	389	64	80	28	31	5	5	2	2	2	2				5.20	7	3			14	53.22
Eldora	A. J. Cavana	1,995	1,500	9	12	629	550	452	73	84	29	81	13	28	8	24	8	22		2		4.25	4	14			15	53.94
Emmetsburg	J. R. McComb	2,325	1,500	9	13	808	527	416	51	79	152	67	9	6	12	18	12	18				4.24	8	10	1	75.00	17	62.00
Forest City	W. J. Hunt	1,691	1,260	9	12	547	487	420	77	86	43	63	11	23	7	16	5	14	2	2		4.93	7	16			13	56.26
Guttenburg	John R. Cherny	1,873	1,500	10	12	541	257	225	42	88	26	35	7	8	6	5	6	5				4.10		3	1	50.00	8	55.62
Hamburg	J. M. Martin	1,817	1,600	9	14	584	543	468	78	84	34	63	6	6	12	23	7	17	5	6		4.44	7	12	1	80.00	13	55.38
Hampton	F. A. Welch	2,617	1,400	9	12	757	641	523	69	82	50	76	17	18	11	14	10	14	1			5.00	17	8	2	82.50	20	57.36
Harlan	Henry P. Nielson	2,570	1,650	9	12	796	652	521	65	80	52	71			9	18	9	18				5.00	7	9	1	85.00	18	61.93
Hawarden	J. J. Rae	2,107	1,500	9	13	646	606	514	80	85	68	78	15	16	13	13	7	6	6	7		6.50	10	16	2	95.00	13	65.75
Humboldt	C. R. Golly	1,809	1,200	9	12	498	446	393	79	88	63	75	7	9	21	26	16	24	5	2		4.00	9	17	1	95.00	13	56.67
Ida Grove	George E. Schlafer	1,874	1,450	9	13	556	517	455	82	88	65	89	1		10	33	10	33				5.70	10	7	2	95.00	15	60.33
Iowa Falls	C. F. Brown	2,797	1,500	9	12	745	700	550	74	79	79	83	12	8	18	22	18	22	2	1		4.50	9	18			14	59.92
Jefferson	James W. Fowler	2,477	1,600	9	13	716	651	547	76	84	62	95	8	7	12	28	12	28				3.25	14	22	2	80.00	17	61.25
Lake City	R. A. Griffin	2,043	1,400	9	12	593	593	460	78	78	41	66	15	20	13	19	13	19				3.38	5	14			17	55.76
Lamoni	O. H. Hollen	1,541	1,000	9	12	450	461	357	79	77	44	50	14	11	9	5	8	4	1	1		1.55	2	3	1	65.00	2	60.00
Lansing	W. A. G. Ellis	1,542	1,000	9	12	255	272	240	94	88	20	40	11	9	10	6	9	6	2	1		4.50	2	10			8	52.60
Leon	O. M. Gass	1,991	1,300	9	12	579	618	490	85	79	74	83	46	60	36	45	34	43	2	2		3.20	6	11			14	55.00
Lyon	Lewis Eigel		1,500	9.5	12	2,057	1,099	953	47	87	61	73			3	4	3	4					11	11	4	82.50	27	52.50
Manchester	J. R. Inman	2,758	1,500	9	13	853	759	608	71	79	70	129	37	75	20	51	19	49	1	2		4.00	9	24	2	98.00	21	50.59
Marengo	C. H. Carson	1,786	1,500	9.5	13	566	461	370	65	80	32	56	6	8	4	16	3	16	1			4.50	5	8	1	70.00	13	61.00
Monticello	K. D. Miller	2,043	1,400	9	12	707	432	407	58	94	40	56	9	11	5	6	4	6	1			2.43	3	15			15	55.16
Mt. Ayr	W. H. Fasold	1,646	1,200	9	13	518	514	427	82	83	53	85	16	17	24	29	23	29	1			4.50	7	20			14	51.42
Mt. Vernon	Payson Peterson	1,532	1,200	9	12	417	335	289	69	86	*																12	50.00
Mystic	W. B. Gregg	2,663	1,100	9	12	847	780	587	69	80	*																	
Nevada	F. G. Nims	2,138	1,500	9	12	640	478	425	66	89	40	46	21	24	10	14	10	12		2		5.70		4	1	75.00	3	65.00
New Hampton	H. T. Ports	2,275	1,400	9	12	711	427	336	47	79	42	56	3	16	2	8	2	8				5.60	3	8			17	56.00
Onawa	F. E. Tellier	2,026	1,500	9	12	650	607	487	75	80	66	83	36	44	22	31	19	30	3	1		3.90	14	18	1	80.00	16	61.62
Osage	George H. Sawyer	2,445	1,700	9	12	644	585	483	75	83	89	108	3	4	34	30	34	29		1			12	10	2	87.50	17	58.82
Osceola	F. P. Reed	2,416	1,200	9	12	601	604	484	81	80	60	76	5	6	17	11	17	10		1		3.95	5	12	1	55.00	17	55.44

GRADED SCHOOLS FOR

CITIES HAVING POPULATION OF 1,500 OR MORE

Cities	City Superintendent 1911-1912	Population 1910	Salary per annum	Number months school	Number years in course	Enumeration June 1912	Total enrollment	Average attendance
Rock Rapids	W. S. Wilson	2,005	1,440	9	13	512	502	396
Rockwell City	B. W. Tallman	1,528	1,250	9	12	458	506	392
Sac City	C. F. Garrett	2,201	1,530	9	12	769	594	523
Seymour	I. R. Cougill	2,290	1,350	9	12	740	640	519
Sheldon	S. L. Thomas	2,941	1,800	9	12	893	775	670
Sigourney	Cap. E. Miller	2,032	1,300	9	12	672	522	442
Storm Lake	S. T. Nevein	2,428	1,550	9	12	768	608	521
Stuart	C. McCracken	1,826	1,300	9	12	454	447	365
Tama	G. B. Koeble	2,200	1,350	9	12	601	453	380
Tipton	A. W. Graham	2,048	1,500	9	13	510	498	402
Toledo	J. B. Young	1,626	1,450	9	12	440	375	319
Valley Junction	E. J. Pollock	2,573	1,450	9	12	802	755	584
Villisca	J. M. Ireland	2,039	1,350	9	12	537	527	426
Waukon	Charles F. Pye	2,025	1,500	9.5	12	622	405	356
West Liberty	Macy Campbell	1,666	1,200	9	13	446	440	408
West Union	A. W. Moore	1,652	1,300	9	12	520	453	379
What Cheer	W. M. Snyder	1,720	1,200	9	12	478	449	354
Winterset	C. E. Akers	2,818	1,500	9	12	702	621	516
Woodbine	M. A. Reed and H. A. Kinney	1,538	1,500	10	12	428	508	386

*No report.

1911-1912—CONTINUED.

AND LESS THAN 3,000 BY CENSUS OF 1910.

Attendance upon enumeration	Attendance upon enrollment	Enrollment High School		Number of Tuition Pupils				Number of High School Tuitioners at Expense of Public		Number of High School Tuitioners Paying Own Way		Average cost and contingent expense	Number Graduated in Year Ending June 30, 1912		Number Teachers Employed and Average Salary Not Including Superintendent or Principal			
				Grades		High School												
		Males	Females	Males	Females	Males	Females	Males	Females	Males	Females		Females	Males	Males	Salary per month	Females	Salary per month
77	79	47	72	27	52	14	23	9	14	5	9	3.50	3	9	1	75.00	14	58.66
87	77	41	81	3	8	8	11	8	10	----	1	4.72	4	15	----	-------	16	58.91
68	88	52	61	4	5	8	17	8	17	----	----	4.05	8	8	1	100.00	16	60.03
70	81	60	62	11	4	30	18	29	15	1	3	3.50	7	8	2	55.00	13	48.46
75	86	56	90	1	4	3	21	1	21	2	----	4.50	9	12	4	108.00	22	60.00
66	85	62	73	----	4	22	19	20	17	2	2	3.74	7	15	1	75.00	14	56.14
68	86	63	88	5	1	12	24	12	21	----	3	4.00	5	14	1	100.00	18	56.36
80	82	47	67	8	4	18	24	16	23	2	1	4.07	7	9	----	-------	13	54.80
63	84	25	52	7	15	6	11	6	11	----	----	6.00	----	6	----	-------	13	55.00
79	81	66	80	10	10	19	25	19	25	----	----	4.08	11	8	1	65.00	16	60.62
73	86	44	48	1	11	12	8	12	8	----	----	8.00	6	10	2	75.00	13	55.30
73	77	36	47	52	42	7	3	7	3	----	----	5.30	7	11	1	60.00	16	54.94
79	81	57	91	25	41	25	35	24	35	1	----	4.96	7	13	1	90.00	4	65.00
57	88	56	81	11	25	10	20	9	18	2	2	4.63	7	13	1	70.00	13	54.04
91	93	63	65	8	11	30	22	28	21	2	1	5.55	12	14	----	-------	17	58.00
73	84	57	51	12	18	7	11	7	11	----	----	5.13	9	7	----	-------	18	57.00
74	79	41	65	14	5	8	20	10	19	1	1	5.00	6	9	----	-------	14	56.70
74	83	63	78	30	34	24	30	24	30	----	----	4.00	9	8	1	75.00	19	57.84
90	76	87	134	46	74	45	71	22	54	23	17	5.88	7	12	4	91.25	10	60.00

INDEPENDENT CITY, TOWN AND VILLAGE CORPORATIONS.

Counties	Number of corporations	Number of rooms	Number employed		Total months employed		5 to 21		Enrollment	Average attendance
			Males	Females	Males	Females	Males	Females		
Adair	5	30	5	35	45	305.1	667	633	1,240	969
Adams	5	33	7	27	48	228	467	459	848	754
Allamakee	8	32	6	38	56	351	963	1,046	1,346	1,127
Appanoose	12	96	15	98	129	868	2,658	2,638	4,525	3,707
Audubon	4	20	4	25	36	221	446	454	893	660
Benton	12	61	14	72	103.5	612.5	1,488	1,556	2,423	1,999.8
Black Hawk	6	204	25	191	216	1,682	4,659	5,015	7,194	6,083
Boone	9	94	12	97	102	870	2,133	2,091	3,515	2,804
Bremer	9	48	8	50	59.5	553.6	1,110	1,107	1,715	1,381
Buchanan	10	52	10	66	109	513	1,086	1,180	1,832	1,350
Buena Vista	9	54	10	59	90	523	1,175	1,272	1,989	1,660.5
Butler	10	55	8	54	72	486	827	895	1,748	1,447
Calhoun	10	62	7	73	63	643.5	1,148	1,197	2,295	1,757
Carroll	12	63	8	63	72	565	1,538	1,626	1,937	1,560
Cass	8	63	8	67	72	598	1,297	1,363	2,364	1,979
Cedar	14	50	14	61	112	534	997	1,062	1,883	1,477
Cerro Gordo	7	87	16	88	142	989	1,923	2,015	2,973	2,499
Cherokee	8	48	12	53	104	441	1,016	1,106	1,807	1,429
Chickasaw	9	44	6	43	51.5	382.5	911	928	1,267	985
Clarke	4	22	4	20	34.5	246	499	484	1,008	755
Clay	6	34	6	38	53.6	336	707	801	1,342	1,053
Clayton	16	61	17	62	154	570	1,396	1,556	2,310	1,854
Clinton	13	139	18	157	170.5	1,386	4,839	5,246	5,236	4,256
Crawford	10	63	12	62	108.5	557	1,244	1,250	1,982	1,600
Dallas	14	86	15	98	121	883	1,680	1,757	3,251	2,667
Davis	9	31	8	28	53	220	600	713	1,043	821
Decatur	10	58	14	55	124	471	1,095	1,130	2,253	1,747
Delaware	9	42	9	47	80	397	1,030	1,007	1,742	1,399
Des Moines	6	151	21	135	195.5	1,274	3,443	3,657	4,878	3,994
Dickinson	5	20	5	22	36	192	510	442	842	631
Dubuque	10	129	19	143	180.5	1,408	6,074	6,546	4,303	3,314
Emmet	2	29	5	42	45	378	746	739	1,246	1,023
Fayette	14	87	10	90	90	770.5	2,243	2,217	3,059	2,490
Floyd	5	63	10	60	88.5	553	1,172	1,204	1,989	1,794
Franklin	8	34	7	37	62	329	740	724	1,253	994
Fremont	8	48	8	60	72	540	1,090	1,003	1,947	1,636
Greene	8	43	12	46	102.8	499	922	918	1,689	1,319
Grundy	9	35	6	40	54	351	739	784	1,222	1,000
Guthrie	9	55	11	56	99	501	926	1,054	1,918	1,546
Hamilton	9	61	9	59	81	521	1,255	1,355	2,114	1,651
Hancock	9	43	6	41	54	369	715	817	1,314	1,147
Hardin	12	78	14	79	126	709	1,545	1,559	2,684	2,161
Harrison	10	74	18	80	171	713	1,555	1,620	3,021	2,354.3
Henry	10	57	13	59	119.5	519	1,077	1,128	2,217	1,730
Howard	4	31	5	31	45	279	719	719	980	724
Humboldt	10	51	10	45	81	385	771	822	1,478	1,211.8
Ida	5	35	8	41	68	369	650	699	1,135	979
Iowa	7	54	7	47	64	429	831	887	1,658	1,382
Jackson	9	63	12	61	108.5	537	1,217	1,275	1,936	1,538
Jasper	11	79	10	86	90	732.5	4,199	1,719	2,926	2,264
Jefferson	6	51	12	42	106	367	960	931	1,557	1,304
Johnson	5	66	14	61	126	544	1,390	1,473	2,290	1,877
Jones	9	57	10	53	85	473	1,195	1,292	1,999	1,695

INDEPENDENT CITY, TOWN AND VILLAGE CORPODATIONS—Con.

Counties	Number of corporations	Number of rooms	Number employed		Total months employed		5 to 21		Enrollment	Average attendance
			Males	Females	Males	Females	Males	Females		
Keokuk	17	81	15	76	133	907	1,670	1,636	2,793	2,206
Kossuth	11	65	9	64	81	549	1,347	1,386	2,044	1,673
Lee	8	114	16	101	144	919	3,413	3,604	3,915	3,132.1
Linn	20	291	20	291	179.5	2,597.5	6,670	7,154	9,546	7,704
Louisa	12	51	14	47	105.5	412.5	973	945	1,645	1,373
Lucas	4	42	8	33	72	294	819	769	1,474	1,166
Lyon	8	45	10	43	87	376.5	765	863	1,631	1,249
Madison	8	51	14	45	111	375	857	837	1,629	1,248
Mahaska	10	97	13	98	109	772.4	2,622	2,561	3,705	2,696.3
Marion	16	79	9	85	78	731	1,839	1,792	3,118	2,293
Marshall	11	112	13	111	124.3	1,011.5	2,420	2,498	3,612	3,098
Mills	8	54	5	51	45	441	956	1,017	1,858	1,378
Mitchell	11	51	7	56	63	488	1,027	1,127	1,668	1,354
Monona	10	59	11	58	99	522	1,172	1,131	2,137	1,690.6
Monroe	7	52	10	57	90	512	1,723	1,705	2,877	2,255
Montgomery	6	56	9	61	76.5	538	1,176	1,207	2,057	1,714
Muscatine	7	100	14	115	129	1,101	2,541	2,596	3,631	2,967.5
O'Brien	6	57	11	69	97	619	1,283	1,453	2,148	1,885
Osceola	3	23	3	23	27	189	442	396	574	456
Page	13	93	15	97	118.8	771.8	1,902	1,904	3,323	2,532
Palo Alto	8	40	7	45	63	405	986	1,002	1,528	1,200.5
Plymouth	11	62	7	72	63	619	1,483	1,630	1,782	1,761.9
Pocahontas	7	43	7	42	63	374	855	829	1,429	1,043
Polk	9	482	47	544	430	5,138	13,068	13,414	19,453	15,268
Pottawattamie	13	212	19	218	171	1,934	5,383	5,455	8,076	6,573.4
Poweshiek	8	78	11	71	98	625	1,265	1,384	2,320	1,954
Ringgold	10	45	7	43	61	375	705	720	1,453	1,157
Sac	9	54	8	56	72	495	992	1,097	1,823	1,519.7
Scott	10	258	42	227	361.7	2,109.8	7,005	6,758	7,790	6,259.6
Shelby	8	38	9	33	81	297	791	887	1,269	970.1
Sioux	12	69	15	74	136	681	1,855	1,872	2,477	2,057.5
Story	17	111	20	104	179	928	2,189	2,221	3,631	2,766.5
Tama	11	64	13	68	115	603	1,202	1,377	2,276	1,781.7
Taylor	11	57	9	54	77.5	465	960	1,029	1,930	1,558.6
Union	8	70	11	66	99	584.5	1,389	1,379	2,333	1,900
Van Buren	16	48	9	55	75.5	450.7	957	903	1,936	1,458
Wapello	7	128	17	165	157	1,529	3,831	3,974	5,896	4,785
Warren	14	59	13	52	107	442.5	1,091	1,157	2,061	1,603
Washington	9	67	12	65	108	567	1,382	1,448	2,340	1,927
Wayne	10	72	14	52	124	402	1,209	1,292	2,303	1,849
Webster	10	91	11	94	99	846	2,756	2,908	3,348	2,776
Winnebago	7	44	6	46	52	405	907	990	1,674	1,380
Winneshiek	12	54	11	42	82.5	352.5	1,215	1,303	1,031	1,102
Woodbury	15	295	43	298	387	2,622	8,530	8,494	10,323	8,462
Worth	6	28	5	24	42	214	445	448	774	608
Wright	8	67	9	72	82	628	1,392	1,552	2,578	2,213
Total	920	7,434	1,168	7,615	10,296.6	68,343.3	171,643	179,283	264,735	213,583.4

INDEPENDENT CITY, TOWN AND VILLAGE CORPORATIONS.

Counties	Non-Residents and Tuition				Value of school-houses	Value of apparatus	Volumes in libraries	Paid Teachers — Treasurers Reports		Total months attended	Paid Teachers — Secretaries Reports	
	Below 9th Grade		Above 8th Grade									
	Number	Amount received	Number	Amount received				Males	Females		Males	Females
Adair	57	$ 416.66	81	$ 1,037.40	$ 74,500	$ 1,590	2,838	$ 4,662.48	$ 15,930.00	8,721	$ 4,662.45	$ 15,924.24
Adams	2	27.00	82	1,451.14	40,600	1,420	1,667	4,995.00	12,544.25	6,701	4,995.00	12,544.25
Allamakee	24	286.22	50	1,013.93	71,000	3,015	1,542	5,205.00	17,425.62	10,380	5,205.00	17,425.62
Appanoose	69	1,046.36	116	509.17	241,100	4,045	2,924	10,684.73	42,669.25	32,740	10,920.97	42,440.40
Audubon	10	181.70	43	1,045.37	57,650	1,190	1,025	4,075 00	12,753.81	5,887	4,075.00	12,753.81
Benton	93	870.10	129	2,347.82	174,200	14,035	3,912	10,877.50	32,679.75	18,002	10,877.31	32,679.52
Black Hawk	24	280.60	37	922.68	683,000	20,368	8,945	28,797.64	101,076.72	54,747	28,797.64	101,076.72
Boone	115	1,707.12	77	1,755.11	172,900	3,997	7,615	10,316.60	43,638.76	25,236	10,316.60	43,638.76
Bremer	80	904.86	74	1,100.99	94,600	3,900	4,180	5,615.88	24,752.32	12,347	5,615.88	24,352.32
Buchanan	41	369.00	79	636.79	233,700	5,208	3,739	7,935.64	26,590.14	12,141	7,439.14	27,232.02
Buena Vista	45	338.24	77	1,047.20	112,800	6,500	26,742	9,595.26	27,675.75	13,013	8,595.26	28,786.55
Butler	114	1,101.15	136	1,106.96	117,000	3,700	5,981	7,504.98	26,272.50	13,023	7,485.00	26,210.10
Calhoun	116	1,052.09	86	1,603.23	143,600	8,511	4.760	7,151.15	35,835.82	15,813	7,151.15	35,835.82
Carroll	49	618.55	50	779.20	146,000	6,575	5,153	8,459.84	31,873.75	14,061	8,459.82	31,897.91
Cass	45	672.17	161	2,298.23	139,300	4,162	4,387	8,214.97	34,264.74	17,226	8,214.97	34,264.74
Cedar	104	1,281.53	154	3,481.43	161.750	4,050	4,845	10,008.49	29,127.04	13,418	10,346.16	27,050.83
Cerro Gordo	58	522.13	128	2,512.75	658,000	26,700	1,044	15,909.18	47,368.64	22,491	14,070.95	50,083.91
Cherokee	19	221.50	91	1,894.87	138,300	5,265	8,575	10,748.83	25,887.50	12,910.9	10,494.00	25,647.14
Chickasaw	33	100.85	56	666.58	68,500	4,125	3,128	5,261.11	19,218.10	8,899	5,340.00	17,046.43
Clarke	17	183.35	47	316.28	67,000	1,600	979	3,164.48	13,044.12	6,753	3,168.06	12,861.84
Clay	30	485.30	65	43.50	77,000	3,800	3,161	5,605.02	18,548.75	9,250.5	5,604.84	18,548.57
Clayton	78	558.45	125	1,180.18	134,550	5,591	5,526	14,104.48	28,970.00	17,026.4	14,018.40	29,414.04
Clinton	61	1,093.39	68	1,255.73	4,665.00	10,475	45,958	17,288.26	86,007.33	37,979.2	17,288.26	86,007.33
Crawford	43	604.01	51	1,023.73	158,100	16,000	6,542	12,409.91	32,233.34	14,494	12,409.91	32,233.34
Dallas	174	1,592.22	147	1,875.13	190,100	5,821	4,802	13,501.09	48,157.17	22,752	13,501.09	48,157.17
Davis	26	192.50	13	----------	49,700	9,067	812	4,440.68	11,080.00	6,744	4,509.00	11,080.00
Decatur	72	512.29	171	1,069.97	79,800	3,210	3,106	10,192.94	23,357.75	15,545	10,359.74	23,196.57
Delaware	83	618.36	111	1,893.69	77,000	6,670	2,934	7,577.50	20,029.48	12,591	7,677.50	20,029.48
Des Moines	18	217.71	32	875.34	428,800	273.10	234	20,850.00	79,386.60	37,432	22,356.95	74,960.37
Dickinson	14	72.50	19	116.65	50,800	650	3,080	3,795.00	11,513.00	5,433	3,795.00	11,380.40
Dubuque	6	10.00	----------	----------	562,600	5,980	7,890	22,320.75	78,455.70	32,652	22,326.95	78,314.24
Emmet	1	----------	96	759.00	63,200	1,580	3,107	5,010.00	21,722.50	9,207	5,024.88	21,725.46
Fayette	53	582.30	127	1,444.49	201,300	5,480	8,127	9,330.00	41,280.50	22,350	9,331.50	41,314.52
Floyd	19	222.30	58	1,310.35	208,600	6,070	3,893	9,348.03	31,165.95	16,864	9,130.08	31,248.38
Franklin	25	325.25	27	775.50	60,350	3,155	2,742	5,427.50	17,698.75	8,917	5,427.50	17,698.75
Fremont	88	1,178.88	133	1,640.50	98,200	3,175	5,975	7,689.93	24,732.66	12,374	6,419.82	24,640.49
Greene	54	644.59	106	1,791.54	112,000	1,670	2,462	9.627.78	21,291.25	11,852	9,571.74	21,184.33
Grundy	52	420.07	96	1,911.82	90,300	3,945	2,129	5,674.91	19,190.84	9,000	5,676.29	19,190.66
Guthrie	44	138.10	68	792.66	79,000	4,075	3,883	9,102.78	27,108.19	13,914	9,102.78	27,108.19
Hamilton	115	1,024.35	62	172.17	132,500	1,640	1,518	8,880.00	28,290.00	14,842	8,609.76	28,938.64
Hancock	35	399.07	35	188.00	77,400	2,415	4,210	4,089.98	20,731.75	7,869	5,089.86	19,709.55
Hardin	92	878.09	123	1,418.71	161,600	5,825	6,299	12,697.37	38,260.00	19,414	12,696.95	38,260.00
Harrison	131	1,013.75	196	1,828.12	200,506	6,955	5,572	15,388 74	37,947.49	21,409	16,338.00	37,659.85
Henry	69	680.10	122	1,938.82	152,400	2,868	2,890	10,747.50	30,505.89	15,502	10,747.50	30,505.89
Howard	37	276.00	52	691.39	75,500	2,530	3,471	4,640.00	13,661.92	6,516	4,639.86	13,724.55
Humboldt	100	1,541.52	123	1,889.63	96,700	2,990	3,888	7,385.00	20,423.25	10,865.6	7,365.00	20,232.00
Ida	21	123.34	82	709.12	66,200	5,175	3,197	6,427.00	20,876.25	8,811	6,427.00	20,876.25
Iowa	106	810.42	101	1,984.02	94,500	3,440	5,119	5,565.00	23,435.00	12,623	6,565.00	23,435.00
Jackson	65	731.04	104	1,236.27	119,200	2.755	2,454	10,650.00	27,816.97	13,834	10,649.52	28,464.22
Jasper	60	738.53	82	1,798.30	239,900	5,820	3,638	9,922.22	41,382.25	20,333	9,922.22	41,382.26
Jefferson	15	356.24	87	544.25	115,000	4,075	2,883	9,634.00	20,293.32	11,689	9,634.00	20,293.32
Johnson	42	477.35	125	2,456.35	304,500	6,930	3,012	11,290.05	32,952.61	16,893	11,290.05	32,297.61
Jones	43	441.63	84	1,198.18	119,000	2,855	4,090	9,265.00	24,402.25	15,255	9,265.00	24,402.25

INDEPENDENT CITY, TOWN AND

Counties	Non-Residents and Tuition				Value of school-houses
	Below 9th Grade		Above 8th Grade		
	Number	Amount received	Number	Amount received	
Keokuk	124	1,148.57	212	2,895.12	167,500
Kossuth	56	487.41	114	2,913.13	174,000
Lee	49	688.50	79	1,198.40	385,500
Linn	242	1,634.25	252	2,220.74	1,232,310
Louisa	24	209.00	50	869.29	119,450
Lucas	28	168.67	71	330.52	132,100
Lyon	78	835.20	54	1,298.19	86,500
Madison	60	705.14	141	2,106.53	94,724
Mahaska	88	822.72	52	507.12	233,300
Marion	60	488.53	90	1,396.89	162,700
Marshall	95	1,097.31	86	1,436.69	573,400
Mills	35	426.52	135	2,390.70	94,600
Mitchell	24	269.70	108	1,893.19	115,450
Monona	104	1,813.70	85	1,844.00	138,000
Monroe	57	597.56	89	1,861.95	138,000
Montgomery	41	369.50	139	2,119.66	151,000
Muscatine	70	1,182.58	142	1,701.42	264,500
O'Brien	47	339.25	130	2,001.48	150,800
Osceola	17	123.70	22	339.50	58,000
Page	86	614.12	179	1,978.11	189,600
Palo Alto	38	270.50	55	809.64	75,600
Plymouth	110	1,080.98	76	853.41	201,200
Pocahontas	42	149.50	111	689.02	99,300
Polk	193	2,151.12	191	2,368.17	3,492,984
Pottawattamie	115	1,282.30	153	2,787.65	520,100
Poweshiek	100	1,213.67	158	4,366.15	234,330
Ringgold	97	520.13	131	1,010.89	57,700
Sac	74	1,188.22	92	3,507.34	145,900
Scott	82	896.61	88	210.63	1,275,400
Shelby	82	401.00	65	392.79	72,600
Sioux	40	760.16	74	1,113.36	160,900
Story	104	1,048.13	181	2,897.51	310,500
Tama	69	660.78	116	1,823.42	182,775
Taylor	126	1,390.79	77	1,130.18	116,850
Union	59	618.50	140	1,857.48	197,600
Van Buren	177	1,015.55	133	811.74	87,500
Wapello	99	1,214.25	71	1,718.05	464,500
Warren	66	565.22	124	2,751.77	126,050
Washington	80	784.90	166	4,649.93	137,400
Wayne	136	1,668.19	170	954.71	156,200
Webster	80	706.81	49	1,172.75	418,600
Winnebago	44	400.05	48	505.52	86,900
Winneshiek	29	519.74	38	389.65	86,400
Woodbury				1,825.09	1,285,600
Worth	11	103.92	11	75.38	52,900
Wright	54	218.50	119	1,815.50	150,150
Total	6,437	$ 66,092.23	9,515	$ 140,620.60	$ 23,495,679

VILLAGE CORPORATIONS—CONTINUED.

Value of apparatus	Volumes in libraries	Paid Teachers Treasurers Reports		Total months attended	Paid Teachers Secretaries Reports	
		Males	Females		Males	Females
6,079	5,878	11,438.00	36,202.37	19,703	11,438.00	36,202.37
3,390	3,633	9,129.60	31,189.00	15,057	8,073.00	28,325.97
5,645	4,084	17,052.04	57,336.40	28,760.9	15,791.00	58,935.65
19,430	7,390	18,125.80	164,064.20	68,978	18,141.10	167,678.63
2,350	4,114	9,341.98	22,035.44	12,276	9,341.98	22,035.44
2,388	2,077	6,756.25	14,482.00	10,494	6,756.25	14,482.00
5,975	3,718	8,545.00	20,791.37	11,241	8,545.00	20,662.08
2,452	1,798	8,924.15	19,194.02	10,957	8,984.69	19,165.89
8,420	4,130	10,583.75	45,905.85	23,999.3	10,583.63	45,903.69
4,025	4,100	8,879.01	36,599.46	20,152	8,155.00	38,103.63
4,022	5,568	12,806.25	62,046.29	28,639.2	12,806.25	62,046.29
2,000	3,185	5,257.44	23,850.00	12,502	5,277.44	23,850.00
6,080	5,513	6,603.00	24,595.21	12,256	6,614.92	24,856.98
3,433	4,442	9,110.91	27,989.72	15,215.4	9,110.91	27,989.72
3,785	2,860	8,556.50	26,780.40	20,264	8,556.21	26,780.99
3,247	5,219	8,410.00	31,892.24	15,398	8,559.72	31,945.81
3,200	4,112	13,028.88	63,276.43	28,814	13,049.62	63,466.72
4,375	6,974	10,167.76	35,143.50	16,965	10,167.76	35,143.50
975	2,595	2,684.97	10,759.65	4,095	2,685.06	10,687.14
7,830	3,901	11,611.75	48,694.14	22,720	11,611.75	48,694.14
5,200	4,893	6,197.93	21,866.66	11,804.5	6,197.93	21,866.66
9,010	3,851	7,694.98	34,656.19	15,849	7,694.98	34,656.19
2,900	3,776	6,334.98	19,591.25	9,386.6	6,394.98	19,134.70
192,993	2,651	59,476.31	440,906.64	144,215	59,554.68	440,836.62
11,825	7,088	21,153.00	123,093.28	59,135	21,284.93	124,225.23
9,590	3,913	10,799.97	36,965.82	17,543	10,800.00	36,968.60
2,305	1,879	5,579.98	18,578.00	10,177	5,547.72	18,469.00
3,190	3,762	8,700.00	27,127.50	13,678.7	8,605.00	28,516.45
12,570	2,908	48,514.88	138,529.95	62,149.9	47,925.00	139,917.24
2,200	4,087	7,239.32	17,233.76	7,986.6	7,239.32	17,233.76
9,375	8,263	13,384.88	35,200.69	18,068	12,927.86	37,272.29
12,157	5,083	18,008.94	51,809.68	24,770.5	17,779.87	53,085.26
4,269	6,253	11,352.10	32,055.25	16,035.3	11,202.10	32,205.25
2,585	2,187	6,648.75	25,091.50	13,952.7	6,701.72	25,158.90
5,260	2,032	10,070.00	31,235.26	17,100	9,822.08	32,277.67
2,040	2,534	7,062.50	21,455.00	12,401	7,062.50	21,455.00
8,300	3,933	18,949.97	85,161.62	43,336	18,949.97	85,161.62
3,190	2,657	8,556.50	23,197.30	14,090.5	8,556.50	23,197.30
4,105	3,158	10,150.00	32,456.30	17,343	10,150.00	32,456.30
10,400	10,599	12,405.85	53,157.20	16,780	10,821.02	24,535.21
7,630	6,098	10,821.00	24,535.50	24,984	12,846.52	52,867.48
5,745	1,545	5,270.00	20,687.50	12,176	5,270.00	20,687.50
3,962	5,118	6,817.95	21,794.00	9,956.5	6,817.95	21,794.00
15,950	7,722	48,926.00	174,585.87	70,132	48,926.00	174,585.87
1,150	6,185	3,834.91	10,633.93	5,646	4,085.00	10,324.00
9,620	4,697	8,823.22	36,155.75	19,017	8,823.22	36,155.75
765,575	476,757	$ 1,079,849.23	$ 4,004,125.39	2,013,422.6	$ 1,076,088.35	$ 4,018,676.18

GRADED SCHOOLS—REPORTS OF CITIES, TOWNS AND VILLAGES HAVING

Name of Town	Superintendent or Principal 1911-1912	Population 1910	Salary per annum	No. months school	No. years in course	Enumeration June 30, 1912,
Abingdon	F. E. Stewart		$ 480.00	8	8	43
Ackley	H. E. Mitchell	1,244	1,100.00	9	12	397
Ackworth	Mrs. W. P. Dexter	119	375.00	8	8	32
Adair	— — Rowley	900	1,100.00	9	12	308
Adel	Frank Lindeman	1,289	1,400.00	9	12	408
Afton	J. W. Rodebaugh	1,014	1,100.00	9	12	310
Agency	Ralph Kreiner	322	810.00	9	12	184
Ainsworth	Louis Uhe	408	900.00	9	12	140
Akron	H. O. Swingen	1,130	1,035.00	9	12	403
Albert City	C. L. Creath	261	610.00	9	9	70
Albion	C. Clyde Menard	457	900.00	9	12	218
Alburnett	Etta Regnet		450.00	9	9	65
Alden	H. D. Cecil	699	900.00	9	12	362
Alexander	George W. Hanson	262	540.00	9	9	75
Allerton	Harry H. Huffman	862	1,100.00	9	12	281
Allison	Irving H. Hart	495	900.00	9	11	134
Alta	A. E. Harrison	959	1,100.00	9	13	261
Alta Vista	A. R. Hummer	356	450.00	9	12	134
Alton	M. R. Soth	1,046	950.00	9	12	403
Altoona	H. N. Barnes	438	810.00	9	10	177
Alvord	H. M. Parks	283	810.00	9	12	124
Amity	T. B. Young		765.00	9	10	201
Andover		51	*			
Andrew	R. H. Beall	307	630.00	9	10	109
Angus	Clyde Boyd	248	540.00	9	9	49
Anita	C. M. Parker	1,118	1,200.00	9	12	372
Ankeny	Walter F. Harmon	445	720.00	9	10	152
Anthon	E. C. Heaton	635	1,100.00	9	12	232
Aplington	Ira J. Bradley	448	810.00	9	12	177
Arcadia	C. C. Bristor	390	810.00	9	11	117
Archer		351	*			
Arion	M. L. Merritt	168	675.00	9	11	110
Arispe		155	*			
Arlington	G. R. Groff	678	900.00	9	12	270
Armstrong	F. F. Hanson	586	900.00	9	12	362
Arnolds Park	S. H. Swenson	273	675.00	9	10	96
Arthur	Marie Renerston	215	720.00	9	12	121
Ashton	G. A. Worth	518	765.00	9	11	131
Aspinwall	Ida Krohn		495.00	9	8	41
Atkins Twp H. S.	Mae Simmons		675.00	9	10	
Atalissa	A. L. Carlson	220	810.00	9	12	105
Athelstan		148	*			
Auburn	F. D. Carey	399	720.00	9	11	121
Aurelia	O. C. Alexander	625	1,000.00	9	12	167
Aurora	L. B. Ledgerwood	287	675.00	9	11	91
Avery	H. K. Leedham		720.00	9	9	209
Ayrshire	Charles Cookinham	337	720.00	9	9	176
Badger	Ella Williams	212	360.00	8	8	54
Bagley	Roscoe Applegate	488	810.00	9	11	126
Bailey		226	*			
Baldwin	E. W. Neveln	229	855.00	9	11	99
Bancroft	Hugh Cooper	830	900.00	9	12	405
Barnes City	J. H. Boatman	307	765.00	9	12	111
Barnum	John Horsfal	154	521.00	9	9	54
Barrett						
Bassett	Myrtle Usher	130	405.00	9	9	73
Batavia	L. O. Smith	560	900.00	9	12	155
Battle Creek	Loone Smylie	527	1,000.00	9	12	184

* No Report.

COUNTY SUPERINTENDENTS 1911-1912.

A POPULATION OF LESS THAN 1500.

Enrollment year ending June 30, 1912		Number of Tuition Pupils				Number of High School Tuitioners at Expense of Public		Number of High School Tuitioners Paying Own Way		Average cost and contingent expense	No. graduates in year ending June 30, 1912		No. Teachers Employed and Average Salary, not Including Superintendent or Principal			
		Grades		High School									Males		Females	
Total	High school	Males	Females	Males	Females	Males	Females	Males	Females		Males	Females	Males	Salary per month	Females	Salary per month
53															1	$ 42.50
316	68	11	10	7	6	7	4		1			2	7		12	58.33
32																
297	73	10	10	3	20	2	11		9			5	5	1	122.22	9	55.00
375	79	11	14	15	20	14	20	1		$ 4.90	5	7				13	50.00
306	112	1	1	27	23	26	22	1	1	2.00	5	10				9	52.78
178	43	4	9	13	9	13	9			3.40	6	4				5	53.33
120	31	3	5	4	10	3	7	1	3	3.67	2	1				4	48.75
301	35		2									2	1	115.00		8	57.00
68	5															1	50.00
213	63	3	2	5	4	5	4			3.06	6	2				7	47.02
53	7			2		1					3	2				1	40.00
191	61	14	15	11	11	10	11	1		4.90	5	4				7	48.85
75	23			2	1	2			1	5.62						2	50.00
319	106	6	2	14	24	12	17	2	7	3.78	4	7				8	55.63
124	30	4	4		3		3			3.83	1	6				4	48.12
234	59	3	3		9		9			4.00	2	7				7	55.75
87	15	1	4	1	4	1	4			4.00						2	40.00
190	37	2	1	1		1				6.10	1	2				6	52.50
165	31				1				1	3.50						4	50.00
114	26	17	1	8	1	4	1	4		5.62	5					3	50.00
194	31	2	16	2	16					2.46						4	62.50
99	27	2	1	6	7	6	7			2.50		3				2	40.00
39																1	45.00
326	63	15	20	7	11	7	6			4.33	3	9				9	55.00
131	24	4	5	4	2						3	3				4	56.00
149	11	1	2	5	8	5	8									5	55.00
138	28	5	6	4	4	4	4			6.27	2	5				5	47.00
58	15	2			2				2	8.18	4	1				2	50.00
100	16	1		1						5.70						2	50.00
237	65	12	13	8	11	5	10	3	1	3.07	2	8				5	48.00
321	25			6	2	5	2	1		2.50						11	48.50
89	17	1	5		1		1			2.05	1	3				2	52.00
85	15									2.80						2	50.00
59	8	1								10.00						3	51.66
35		1								2.57	1	3				1	60.00
73	18									3.62		4				2	45.00
92	25			4	6	4	6			2.00						3	45.00
79	27	1	3	1	3		3	1		3.75	2	5				3	46.66
154	38	7	4	7	3	7	3			7.00	2	3	1	55.00		5	60.00
89	24	4	4	7	7					4.21	2	3				3	40.00
173	7	2	2		2		2			4.00						3	50.00
124	14	7	4	6	4	2	2	4	2	2.28	2	1				2	50.00
30																1	40.00
120	29	2	2	7	9						2	5				4	52.50
128	49	7	4	11	12	11	12			3.50	3	1				3	41.66
130	25										5	1				5	53.00
129	24	7	11							2.13		2				3	48.33
51	5	6	8		3		3			2.17						1	54.00
58		2	1	2						2.50	1	3				1	40.00
144	27	3	2	1	2	1	1		1	6.11	1					4	55.00
169	49	1		8	11	8	11			3.62	3	8				5	53.00

GRADED SCHOOLS—REPORTS OF COUNTY

CITIES, TOWNS AND VILLAGES HAVING

SUPERINTENDENTS 1911-1912—CONTINUED.

A POPULATION OF LESS THAN 1,500.

Name of Town	Superintendent or Principal 1911-1912	Population 1910	Salary per annum	No. months school	No. years in course	Enumeration June 30, 1912	Enrollment year ending June 30, 1912		Number of Tuition Pupils				Number of High School Tuitioners at Expense of Public		Number of High School Tuitioners Paying Own Way		Average cost and contingent expense	No. graduates in year ending June 30, 1912		No. Teachers Employed and Average Salary, not including Superintendent or Principal			
							Total	High School	Grades		High School												
									Males	Females	Males	Females	Males	Females	Males	Females		Males	Females	Males	Salary per month	Females	Salary per month
Baxter	C. F. Schell	527	900.00	9	11	157	138	22	5	8	3	3	3	3			5.00		1	1		4	55.00
Bayard	A. Ward	539	900.00	9	12	179	157	36	3	2	5	7						4	2	1		5	52.00
Beacon	R. H. Williams	623	720.00	9	10	235	175	21	2	2	2	1	2	1			3.20	3	5	1		3	52.00
Beaconsfield		148	*																				
Beaman	D. R. Earl	220	630.00	9	10	60	58	8	4	5							4.30		1	1		2	50.00
Belmond	P. J. Scarbro	1,224	1,200.00	9	13	412	364	106			7	21	7	21			4.30	8	10	1		12	66.00
Bennett	J. A. Waddell	243	720.00	9	10	66	66	11	3		2	2	2	2			7.32			1		3	47.50
Benton		191																					
Bentonsport		141	*																				
Berlin	Lucille Wagner		540.00	8	8	68																1	60.00
Bernard		95	*				51																
Bertram	Frances Bowman		405.00	9	8	38	30															1	37.50
Bettendorf	Olga Hartig	909	720.00	9.5	8	214	119		2									1				2	40.00
Birmingham	I. W. Fish	572	800.00	8	12	155	177	65	4	5	13	19	12	18	1	1	6.26	3	12			5	42.00
Blairstown	L. O. Worley	241	900.00	9	12	174	146	32		1	1	1	1	1			5.74	3	1	1	50.00	3	55.00
Blairsburg	E. S. Tway	532	810.00	9	10	81	72	26									2.86	4	7			2	45.00
Blakesburg	W. J. Burney	344	600.00	8	10	89	95	29	4		2	2			2	2	3.75					2	45.00
Blanchard	Jane Dalrymple	408	785.00	9	12	109	108	29	6	8	10	7	4	5	6	2	3.25	2	1			4	51.00
Blencoe	F. H. Chandler	283	765.00	9	10	136	98	19	2	2	2	2	2	2			2.80	2	3			2	50.00
Blockton	H. E. Lake	648	855.00	9	12	166	160	35	8	11	4	6	4	6			5.53	1	1			5	54.00
Blue Grass	A. P. Volkmann	223	675.00	9	8	126	99											4	1			1	50.00
Bode	S. A. Aas	419	855.00	9	10	163	64	26		2	2	7	2	7			6.66	4	4			2	50.00
Bonaparte	J. T. Bradshaw	597	1,050.00	9	12	172	148	33	1	5	5	8	5	8			6.00	3				5	50.50
Bondurant	L. C. Denslow	287	765.00	9	12	120	120	46	9	6	11	15	11	15				4	1			4	55.00
Bouton	Effa B. Colston		495.00	9	9	107	95	13	2	3	1	1	1	1			2.32					2	55.50
Boyden		364	*																				
Braddyville	Charles E. Baysinger	283	765.00	8.5	12	91	65	12	3	1	2	1	2			1	2.75	1				2	60.00
Bradgate		175	*																				
Brandon		200																					
Brayton		137	*																				
Brazil	O. P. Magee		396.00	9	8	178	112															1	38.00
Breda	Elizabeth Huss	374	675.00	9	10	158	34	18	2		2		2				7.40		1			1	50.00
Bridgewater	A. C. Brennen	365	765.00	9	11	135	89	29	3	3	3	2	3	1		1	3.65	6	5	1	85.00	3	45.00
Brighton	W. E. French	776	900.00	9	12	275	263	53	3	7	7	13	7	13			4.25	6	6			7	51.57
Bristow	Minnie Breitback	291	675.00	9	11	132	134	26	4	1	8	9	8	9			7.30	3	2			4	47.50
Britt	J. L. Harper	1,303	1,100.00	9	12	426	336	72	12	21	10	11	10	11			4.00	3	3			11	52.80
Brooklyn	J. E. Miller	1,233	1,200.00	9	12	292	313	79	4	23	4	21	4	20		1	5.25	1	7			9	55.33
Brooks	Virginia Morris		540.00	9	10	66	62	4	4	1							4.61					2	42.50
Buck Grove		87	*																				
Buckeye		140	*																				
Buffalo	Dora Massmann	456	630.00	9	8	195	144	26	5									7	2			2	45.00
Buffalo Center	F. S. Wright	753	1,125.00	9	12	500	383	60	4	4	4	4	4	4			4.10	2	7			10	53.00
Burt	P. D. Cowan	495	810.00	9	12	169	170	46										2	7			5	56.00
Bussey	W. E. Wellons	669	765.00	9	11	266	221	28	3	1	4	6	4	5		1	3.96	2	1			5	49.50
Buxton No. 1	Georgia Blackburn		400.00	8	8		223		1	1									3			3	40.00
Buxton No. 2	Minnie Lowdon		400.00	8	8		243											2	1			3	40.00
Buxton No. 3	Verena Drohan		400.00	8	8		210											2	3			4	40.00
Calamus	H. G. Games	270	585.00	9	10	98	82	7	3		1	3	1	3					3			2	42.50
Caladonia																							
Callender	Faith McMurray	321	540.00	9	9	119	113	10	4	4												2	50.00
Calmar	H. E. Miller	849	855.00	9	12	253	167																
Calumet		242	*																				
Camanche	Mary L. Muhs	629	675.00	9	10	155	108	10	1	1												3	46.25
Cambria	Lois Campbell		400.00	8	8	68	63		5	8							2.25					1	40.00
Cambridge	H. W. Dana	696	1,080.00	9	12	246	231	59			8	14	5	8	3	6	2.00	3	9	1		5	53.00
Cantril	Dale Farrington	445	620.00	8	12	123	125	28	7	4	4	5			4	5	5.61	8	6			3	40.00
Carbon	Mattie Martin	246	400.00	8	8	135	100															2	45.00
Carlisle	C. B. Hightower	692	810.00	9	12	292	200	55	6	2	6	10	6	10			4.00	4	8			5	47.00

* No Report.

GRADED SCHOOLS—REPORTS OF COUNTY

CITIES, TOWNS AND VILLAGES HAVING

Name of Town	Superintendent or Principal 1911-1912	Population 1910	Salary per annum	No. months school	No. years in course	Enumeration June 30, 1912
Carpenter		121	*			
Carson	Edward E. Coe	640	900.00	9	12	188
Cascade East	Sadie Conlin		495.00	9	8	221
Cascade		1,268	*			
Casey	H. H. Linten	735	1,100.00	9	12	208
Castalia	Goldie Dowd	230				123
Castana	James Clarson, Jr.	364	1,250.00	9	12	163
Center Junction	Ella Burrell	199	630.00	9	10	72
Center Point	Henry E. Irons	802	720.00	9	4	215
Central City	C. Satterlee	558	900.00	9	12	246
Chapin	Delia McSwiggen		585.00	8	8	63
Charlotte	Gertrude Dolan	356	665.00	9.5	9	164
Charter Oak	H. M. Stiles	734	1,100.00	9.5	12	286
Chatsworth		131	*			
Chelsea	Harry Tiffany	507	900.00	9	12	149
Chester	Marvin Gilbert	266	675.00	9	10	96
Chester Twp. H. S.						
Chickasaw	Dora Volbrecht		360.00	9	10	72
Chillicothe	Janet Lindsay	181	630.00	9	8	73
Churdan	B. F. Wescoat	667	900.00	9	11	187
Cincinnati	Thomas D. F. Kirkpatrick	1,355	900.00	9	9	507
Clare	Kathryn Lahiff	299	450.00	9	9	129
Clarence	J. R. Nevein	662	1,000.00	9	12	179
Clarksville	R. O. Bagby	895	900.00	9	12	109
Clayton	Agnes Molumby	145	495.00	9	9	38
Clearfield	R. Henderson	625	900.00	9	12	206
Cleghorn	Ida Macomb	186	675.00	9	10	76
Clemons	Anna White	213	330.00	5.5	8	168
Clermont	Nellie C. Smith	510	675.00	9	12	219
Cleveland		59	*			
Olio	Albert B. Wimmer	178	640.00	8	10	78
Clutier	Mrs. I. LaFevre	186	505.00	8	8	92
Coburg		177	*			
Coggon	G. A. Yooham	471	920.00	9	12	133
Coin		591	*			
Colesburg	D. R. Inman	271	675.00	9	10	88
College Springs		626	*			
Collins	C. W. Kirk	521	1,000.00	9	12	149
Colo	C. F. Wilson	463	810.00	9	12	150
Columbia	William J. Kinkead		520.00	8	8	76
Columbus City	J. V. Wiederrecht	375	720.00	9	10	168
Columbus Junction	G. W. Webber	1,185	1,350.00	9	12	356
Conesville	E. L. Dickinson	347	765.00	8.5	12	
Conrad	G. V. Orr	549	1,000.00	9	12	190
Conway	B. H. Reimer	283	573.75	8.5	11	95
Coon Rapids	Rolland Meyers	1,084	1,100.00	9	12	396
Coppock		105	*			
Coralville		151	*			
Correctionville	M. D. Smith	893	1,500.00	9	12	335
Corwith	J. L. Lloyd	455	1,000.00	9	12	191
Coulter		198	*			
Crawfordsville	A. V. Hinshaw	322	810.00	9	12	247
Crescent						
Cromwell		208				
Crystal Lake	Mayme Larsen	143	585.00	9	9	66
Cumberland	E. E. Richards	552	1,035.00	9	12	242
Cumming						
Curlew	Earl Fisk	161	630.00	9	9	66

* No Report.

SUPERINTENDENTS 1911-1912—CONTINUED.

A POPULATION OF LESS THAN 1,500.

Enrollment year ending June 30, 1912		Number of Tuition Pupils				Number of High School Tuitioners at Expense of Public		Number of High School Tuitioners Paying Own Way		Average cost and contingent expense	No. graduates in year ending June 30, 1912		No. Teachers Employed and Average Salary, not including Superintendent or Principal			
		Grades		High School												
Total	High school	Males	Females	Males	Females	Males	Females	Males	Females		Males	Females	Males	Salary per month	Females	Salary per month
171	43	6	13	3	7	3	7			6.00	1	1			6	52.50
93															1	50.00
208	50			4	5						3	3			6	54.17
73																
243	88	50	89	13	48	12	42	1	6	3.00	5	2			7	53.00
62	15	1	4	1	3		1	1	2	4.62	1	4			2	42.50
229	63	26	17	1	10		10	1		3.00	7	6			6	41.66
237	64										1	6			6	41.66
73										2.00	4	5			2	60.00
118	6		1		2						1	4			2	50.00
221	37	13	4	5	1	5	1			7.90	7	3			7	58.75
170	22		1		4		4			2.70		3			3	50.00
102	13	1	2	1	1	1	1			8.16					2	45.00
48	11			2	3	2	3			2.58	2	1			1	40.00
64				2	3					1.75	3				1	50.00
201	26	11	8	1	7	1	7				2	5			6	45.00
441	72			5	5	3	4	2	1	3.50	7	5			8	42.50
54															1	50.00
177	50	10	12	14	10	14	10			3.33	5	3			6	54.80
194	64	15	12	14	15	14	15			3.35	8	6			7	55.30
38	3	2	3		1		1			3.45	1	2			1	30.00
213	71	9	13	19	23	19	22		1	3.87	3	9	1	60.00	4	49.37
80	18		6	3	5	3	5			2.80	2	3			2	55.00
88															1	60.00
162	40	4	8	2	6	2	6			4.00		4			4	48.75
87	47	1	1	8	13	3	2	5	11	12.36	2	2			1	50.00
56															2	50.00
155	31										1	5			5	48.00
82	8		1	1	4	1	4			3.50					2	50.00
142	37	5	16	2	10	2	10			3.00	5	3			5	52.00
168	37	10	13	4	4	4	4			3.49					5	53.00
76										2.00					1	45.00
135	19	6	2	4	2	3	2	1		6.25		2			3	48.00
335	112	20	27	14	26	13	22	1	4	4.30	5	8			11	57.50
104	13														3	50.00
167	56	9	1	6	8	4	8	2		3.02	5	10			6	55.00
96	31			6	2		1	6	1	3.85	2	1			2	50.00
382	71	7	2	7	8	5	7	2	1	4.12	1	4			10	59.00
301	77	4	14	4	7	4	7			3.47	7	6			11	61.30
178	55	3	2	7	5	7	5			3.00	3	4			5	47.50
225	56	7	8	3	3	2	2	1	1	4.72	2	5	3	61.25	4	42.80
54	4	4	5	1				1		3.48	1				1	50.00
176	53	9	11	8	11	8	11	1		5.17	1	2			6	49.58
76	9	3	4	1	2		1	1	1	2.72					1	50.00

GRADED SCHOOLS—REPORTS OF COUNTY

CITIES, TOWNS AND VILLAGES HAVING

Name of Town	Superintendent or Principal 1911-1912	Population 1910	Salary per annum	No. months school	No. years in course	Enumeration June 30, 1912
Cushing	E. E. Lister	254	760.00	9	10	86
Cylinder		129	*			
Dakota City	Mrs. Adeline Franklin	391	540.00	9	10	131
Dallas	A. J. May		480.00	8	8	105
Dallas Center	E. A. Douglass	769	1,215.00	9	12	282
Dana	Frank Crouse	183	648.00	9	11	106
Danbury	E. P. Morlan	558	1,000.00	9	12	433
Danville	C. W. Parriott	263	600.00	8	10	72
Davis City	J. H. Dutton	489	855.00	9	12	249
Dawson	F. S. Grawe	275	720.00	9	10	89
Dayton	G. F. Robeson	717	900.00	9	12	223
De Soto	W. J. Lawson	356	900.00	9	11	148
Decatur City	F. H. Riggle	311	900.00	9	11	139
Dedham	Robert A. Moorhead	355	675.00	9	11	143
Deep River	Charles A. Vale	407	900.00	9	12	166
Defiance	Thomas Cook	411	675.00	9	11	140
Delaware	Della Willard		495.00	9	9	85
Delhi	W. T. Taylor	375	765.00	9	9	89
Delmar	H. L. Burdick	548	765.00	9	11	228
Deloit	Grace Foster	208	540.00	9	8	112
Delphos			*			
Delta	Bruce B. Yaeger	728	900.00	9	12	367
Denver		224	*			
Derby	F. B. Knowles	326	675.00	9	10	106
Des Moines Valley	Nannie Hyatt		400.00	8	10	134
Dewey	J. M. Snyder		675.00	9	10	60
Dexter	C. A. Smith	767	1,150.00	9	12	213
Diagonal	U. S. Webber	509	810.00	9	12	148
Dickens	Grace Thompson	255	765.00	9	10	100
Dike	John B. Ames	286	630.00	9	10	111
Dixon	Sam J. Henry	198	585.00	9	8	79
Dolliver	Adam Miller	107	900.00	9	12	
Donahue		64	*			
Donnellson		337	*			
Doon	D. M. Boatman	[illegible]	[illegible]	[illegible]	[illegible]	[illegible]
Dougherty		171	*			
Dow City	S. Gates	462	900.00	9	12	178
Downey	Anna Barry		743.00	9	12	64
Dows	B. A. Long	892	945.00	9	13	364
Drakesville		249	*			
Dumont	J. P. Johnson	550	720.00	9	11	214
Duncombe	J. T. Kaveny	418	630.00	9	12	155
Dunkerton		276	*			
Dunlap	S. W. Johnson	1,155	1,200.00	9	12	516
Durant	D. C. Camblin	720	900.00	9	12	192
Dyersville	C. E. Green		945.00	9	9	625
Dysart	L. H. Oyias	906	900.00	9	12	245
Denmark	George H. Hayes		900.00	9	12	
Earlham	L. N. Gerber	749	1,200.00	9	12	231
Earling	R. A. Kirkpatrick	323	540.00	9	9	113
Earlville	Guy H. Dunn	552	720.00	9	12	149
Early	H. P. Trumbo	500	1,100.00	9	12	168
East Peru	Ernest Tinkle	371	675.00	9	10	93
Eddyville	Emma S. Nye	1,085	1,000.00	9	13	241
Edgewood	E. F. Wisdom	555	810.00	9	12	92
Elberon		336	*			
Eldridge		217	*			

* No Report.

SUPERINTENDENTS 1911-1912—CONTINUED.

A POPULATION OF LESS THAN 1,500.

Enrollment year ending June 30, 1912		Number of Tuition Pupils				Number of High School Tuitioners at Expense of Public		Number of High School Tuitioners Paying Own Way		Average cost and contingent expense	No. graduates in year ending June 30, 1912		No. Teachers Employed and Average Salary, not Including Superintendent or Principal			
		Grades		High School												
Total	High school	Males	Females	Males	Females	Males	Females	Males	Females		Males	Females	Males	Salary per month	Females	Salary per month
79	9	3	2	1	4	1	4			7.50					2	60.00
111	13		4	2	1	2	1			6.72					3	45.00
91										2.25					1	50.00
259	64	10	11	6	2	5	2	1		5.00	5	5	1	70.00	6	60.00
74	20				1				1	3.88	3	4			2	47.50
190	36		2	1	3	1	3			1.32		5			5	52.00
77	14	3	4	2	2	2	2	1	3	3.77		3			1	55.00
218	45	10	12	3	7	2	7	1		3.23	3	3	1	95.00	5	40.00
86	7	1								3.00					2	45.00
162	60	3	10	2	8	2	6		2	2.55	2	10			6	47.90
139	21	5	4	2	1	2	1			5.37	1	1			4	50.00
124	18	3	8	1	6	1	6			8.66					3	43.00
93	21	4	2	1	1			1	1	4.22	3	2			3	50.00
168	47	11	4	9	7	9	7			4.06	4	3			5	49.00
140	35	12	11	6	6	6	6			3.00	3	3	1	60.00	2	50.00
56	27	13	14	3	1	1	1	1	1	3.00		2			1	45.00
70	18	7	6	2	2	2	2			3.63					3	49.18
107	19	3	3	3	4	3	4		3						2	45.00
76										2.24					1	50.00
255	56	2	1	5	5	6	5			1.54	2	4			8	50.00
98	37	1		5	7	5	5		2	5.65					2	50.00
122	19			2	5	2	4		1	3.70					3	40.00
61	24	2	4		3				3	4.10		1			1	40.00
175	41	5	5	14	5	14	5			3.89	2	10			7	57.00
172	18	8	12	9	9	9	9			5.62					4	42.50
77	15	32	46	1	2	1	2			2.71		5			2	55.00
80	6			2	2	2			2	3.53	1	5			2	50.00
49											2	1			1	52.50
83	19									9.04					3	50.00
199	33	6	4	5	3	5	3			2.10	2	6			5	51.00
183	51	20	10	11	8	10	8	1		5.25	4	2			2	65.00
58	17	1		1	2	1	2			3.72		1			2	47.50
340	88														9	57.00
185	44	4	3	8	8	7	8	1		3.60	4	3			5	53.00
152	33		2	5	5			5	5	1.70	4	6			3	45.00
369	70	8	9	5	9	5	9			3.55	3	7	1	133.33	13	51.00
161	23	5	5	3	1	3			1	6.42	1	1	1	45.00	4	42.50
40	17														1	40.00
227	69	11	15	3	6	3	6			5.00	2	8			7	56.48
59	42	2	7	2	7	1	5	1	2	7.25	2	6			3	56.66
272	114	33	34	30	25	27	25	3		3.95	11	9	3	73.33	5	55.00
22																
153	25	10	4	2	5	2	5			3.75	3	2			3	46.67
165	32	4	4	4	4	3	4	1		2.75	2	4			5	54.00
81	6	1	5		2		1		1	12.50		1			2	45.00
317	60	7	6	6	5	6	5			3.50	1	5	1	50.00	5	51.00
230	79	34	29	20	15	20	15			2.04	6	8			5	41.00

GRADED SCHOOLS—REPORTS OF COUNTY

CITIES, TOWNS AND VILLAGES HAVING

Name of Town	Superintendent or Principal 1911-1912	Population 1910	Salary per annum	No. months school	No. years in course	Enumeration June 30, 1912
Elgin	J. H. Williams	564	765.00	9	12	191
Elkader	Robert Rienow	1,181	*			328
Elkhart		132				
Elkhorn	Christine Nielson					117
Elkport	Clarence Manke	210	675.00	9	12	140
Elliott	John Moses	528	900.00	9	12	185
Ellston	E. B. Delzell	205	810.00	9	12	115
Ellsworth	F. C. Runkle	406	720.00	9	12	138
Elma	S. J. Plopper	807	765.00	9	11	16
Elwood	Mabel Dunham		540.00	9	8	70
Ely	Nellie Moreland	161	427.50	9	8	71
Emerson	Carl D. Kiser	478	900.00	9	12	181
Epworth	Anna F. Jackson	520	405.00	9	10	140
Essex	A. J. Quigg	776	900.00	9	12	245
Everly	Ira R. Baker	392	810.00	8	11	114
Exira	W. H. Hayman	787	1,000.00	9	13	264
Exline	I. W. Gard	660	640.00	8	10	213
Fairbank	F. W. Jones	618	900.00	9	12	198
Farley	Ida Dinsdale	676	675.00	9	12	226
Farmersburg	A. E. Samp	259	617.50	8.5	8	128
Farmington	A. T. S. Owen	1,165	1,080.00	9	12	304
Farnhamville	R. H. Mattison	332	765.00	9	10	117
Farragut	H. E. Dow	431	1,050.00	9	12	152
Fayette	H. S. Craig	1,112	1,080.00	9	12	357
Fenton	Margaret Dorweiler	211	675.00	9	10	110
Ferguson	Mrs. Elsie Cooper	127	400.00	8	8	75
Fernald	D. V. Masser		680.00	8	11	101
Fertile	C. F. Schmidt	207	480.00	8	10	90
Floyd		332				100
Fonda	F. F. Tompkins	978	1,100.00	9	12	302
Fontanelle	M. M. McIntire	789	900.00	9	12	290
Fort Atkinson	Leona Rogers	289	585.00	9	9	189
Foster		276				
Franklin		138	*			
Fraser	E. N. Wallace	537	720.00	9	9	201
Fredericksburg	L. J. O'Niell	558	675.00	9	10	167
Frederika		149	*			
Fremont	A. J. Jones	501	810.00	9	12	161
Fairview	W. E. Carr		720.00	9	9	470
Galt	Herman Zeuch		720.00	9	10	74
Galva	I. E. Weech	357	810.00	9	12	164
Garber		131	*			
Garden Grove	H. E. Jaques	611	1,000.00	9	12	200
Garnavillo	A. H. Adam	342	837.00	9	10	86
Garner	F. H. Sunderlin	1,028	1,100.00	9	12	426
Garrison	George Hilliard	438	900.00	9	12	162
Garwin	Walter Geiter	425	850.00	9	11	127
Geneva	Elizabeth Slee	199	585.00	9	10	71
George	E. S. Selle	606	900.00	9	12	182
Germania	B. L. Troup	436	900.00	9	11	174
Gibson	J. M. Ralph		600.00	8	10	91
Gifford			*			
Gilbert	R. C. Ringold	235	675.00	9	10	87
Gillman	E. C. Evans	430	810.00	9	11	144
Gilmore City	O. O. Knoll	689	900.00	9	12	154
Gladbrook	S. F. Truesdell	869	1,000.00	9	12	275
Glidden	W. H. Manifold	850	1,125.00	9	12	251

* No Report.

SUPERINTENDENTS 1911-1912—CONTINUED.

A POPULATION OF LESS THAN 1,500.

Enrollment year ending June 30, 1912		Number of Tuition Pupils				Number of High School Tuitioners at Expense of Public		Number of High School Tuitioners Paying Own Way		Average cost and contingent expense	No. graduates in year ending June 30, 1912		No. Teachers Employed and Average Salary, not Including Superintendent or Principal			
		Grades		High School									Males		Females	
Total	High school	Males	Females	Males	Females	Males	Females	Males	Females		Males	Females		Salary per month		Salary per month
161	33	1	2							4.73		5			5	49.00
252																
105																
110	10	7	3		2		2			7.97	1	3			3	41.66
170	42	12	19	7	11	7	10		1	4.42	1	2			5	52.00
128	42	8	7	16	11	15	11	1		5.04					5	51.00
121	30	6	12	2	3	2	3			3.00	2	3			4	51.25
			1							10.00					5	48.50
71								2	1						1	50.00
54															1	42.50
165	48	4	6	8	8	7	7	1	1	4.42	1	12			5	49.00
90											3	5			3	42.50
214	51	5	8	5	8	5	8			7.50	6	9			7	55.00
110	24	4	5	7	2	6	2	1		3.68		1			3	53.00
273	34	5	13	2	13	2	13			4.88					9	55.00
191	31			8	3						3	2	1	42.00	2	40.00
141	26	1		3		1		2		10.00	1	1			4	50.00
130	24											4			3	45.00
100	5	1	1		1		1	1		5.25					1	45.00
344	61	24	28	6	19	4	11	2	8	2.90	3	5			8	51.25
108	5	5	3	1		1				4.97					3	45.00
162	56	15	17	15	18	13	18				1	2			6	52.50
305	88	4	2	12	13	12	13			4.00	8	10			9	53.66
92	20										2	7			3	48.33
68															1	45.00
126	22										1	1				
83	21	3		4	4	2	1	2	3	2.50	2	7			2	42.00
90															2	50.00
315	45	7	10	5	8	5	8			8.76	3	3	1	60.00	7	53.90
263	54	13	10	6	13	6	13			4.00	1	4	1	100.00	7	51.00
54	4														1	40.00
186	7	1	4								2	5			4	46.11
136	39			2	3	2	3			4.50	3	3			3	45.00
181	42	16	18	9	7	8	7	1		5.25	1	3			6	51.00
248		2	3								15	14			5	43.00
79	29			3	3	3	3			3.00	1	1			2	45.00
129	29	4	2	3	3	3	3			7.98	2	9			6	55.00
231	67	28	18	20	10	19	9	1	1	4.42	5	11			2	60.00
94	24	7	9	5	4	5	4			4.51					2	50.00
305	53	7	9	4	3	4	3			4.00	3	12			10	54.50
116	20	2		1	2	1	2			8.18	2	4			5	50.00
108	26	5	11	3	5	2	5	1		5.00			1	55.00	2	55.00
61	17	4	1		1		1			4.48	5				2	52.50
186	32	10	6	3	2	2	1	1	1	5.00			1	65.00	4	65.00
125	22										2	2			3	53.33
90	10	6	6	2	2	2	1			4.75					2	52.50
94	19		3	6	1	6	1			5.00	1	1				
143	24	7	9	2	3	2	3			3.75					4	49.86
248	53	29	21	6	11	6	11			6.00	4	8			6	51.66
242	55	8	8		3		3			3.25		10			7	55.00
217	65	1	4	5	11	5	10		1	5.00	1	6			7	57.15

GRADED SCHOOLS—REPORTS OF COUNTY

CITIES, TOWNS AND VILLAGES HAVING

Name of Town	Superintendent or Principal 1911-1912	Population 1910	Salary per annum	No. months school	No. years in course	Enumeration June 30, 1912
Goldfield	W. A. Ottille	618	810.00	9	12	299
Goodell	Ruth Talbot	240	720.00	9	10	102
Goose Lake		110	*			
Gowrie	E. S. Heuer	829	945.00	9	12	218
Graettinger	Cora E. Dill	566	675.00	9	11	235
Grafton	Elizabeth Glass	183	630.00	9	11	100
Grand Junction	A. Huffman	1,112	990.00	9	12	301
Grand Mound	J. A. Hanson	428	810.00	9	10	156
Grand River	J. W. Burkhart	333	630.00	9	11	122
Grandview	R. R. Boozer	374	585.00	9	10	130
Granger	S. G. Winchell	225	720.00	9	11	130
Grant	Howard Hepler		675.00	9	10	121
Grant City	Myrtis McMeekin	162	450.00	9	9	62
Granville	F. H. Dawson	400	700.00	10	10	158
Gravity	Eva Allen	475	720.00	9	12	155
Gray	Charles O. Ford	148	675.00	9	10	60
Greeley (Del. Co.)	L. F. Riley	383	877.50	9	11	109
Greeley (Buch. Co.)	(See Hazleton)		*			
Green Island		128	*			
Greene	M. C. Morrison	1,150	1,200.00	9	12	308
Greenfield	H. F. Volkman	1,379	1,276.00	9	12	414
Grimes	J. B. Knowles	733	680.00	8	12	139
Griswold	T. B. Holman	949	1,100.00	9	12	273
Grundy Center	W. H. Clark	1,354	1,250.00	9	13	457
Guernsey	Fred W. Fee	143	560.00	8	10	74
Guthrie Center	E. C. Wissler	1,337	1,125.00	9	12	400
Guthrie Co. H. S.	H. E. Ilsley		1,350.00	9	4	
Halbur		147				
Hamilton	Mae Goldizen	391	600.00	8	10	185
Hancock	Charles E. Flitner	250	675.00	9	12	94
Hanlontown	Cora Hamlin	129	450.00	9	9	60
Hansell	W. C. Folks		520.00	8	8	49
Harcourt	Ellen Benson	247	432.00	9	8	66
Hardy	Olive L. Ryan		540.00	9	10	76
Harper		232	*			
Harpers Ferry		297	*			
Harris	Mrs. M. A. Crichfield	239	675.00	9	11	
Hartford	C. E. Shepherd		420.00	7	8	71
Hartley	G. N. Gordon	1,106	1,250.00	9	12	388
Hartwick	Howard L. Hickok		585.00	9	11	48
Harvey (D. M. Val.)	(See Des Moines Valley)	346				
Hastings	Anna Wilson	393	675.00	9	11	141
Havelock	G. V. Annan	241	630.00	9	12	115
Hawkeye	E. L. Nelson	510	855.00	9	12	264
Hayesville	A. J. Bryant		495.00	9	10	54
Hayfield	Carroll Carson		540.00	9	10	73
Hazelton (Greeley)	Anna Moloney	444	585.00	9	10	172
Hedrick	John J. Williams	978	990.00	9	12	290
Henderson	C. W. Workman	240	652.50	9	11	70
Hepburn		110	*			
Hesper	John Swales		540.00	9	8	93
Hills		195	*			
Hillsdale	Louella Hoffman	80	540.00	9	8	38
Hillsboro	Earl Ludham		630.00	9	9	123
Hinton	Anna S. Kieffer	329	675.00	9	9	105
Hiteman	N. J. Hibbs		1,027.50	9	11	760
Hocking	H. Van Gorder		630.00	9	8	418
Holland		168	*			

* No Report.

SUPERINTENDENTS 1911-1912—CONTINUED.

A POPULATION OF LESS THAN 1,500.

Enrollment year ending June 30, 1912		Number of Tuition Pupils				Number of High School Tuitioners at Expense of Public		Number of High School Tuitioners Paying Own Way		Average cost and contingent expense	No. graduates in year ending June 30, 1912		No. Teachers Employed and Average Salary, not Including Superintendent or Principal			
		Grades		High School												
Total	High school	Males	Females	Males	Females	Males	Females	Males	Females		Males	Females	Males	Salary per month	Females	Salary per month
275	77														11	55.00
98	30	2	2	2	2	2	2			2.40					2	47.50
209	49	8	5	4	16	4	13		3	4.00	5	8			6	50.00
190	34	5	3	1	6		3	1	3	3.83		2			5	49.00
67	7	1		1		1				7.39	1				2	40.00
244	62			13	16	13	16			4.07	3	2			5	50.00
82	23			3	1	3	1				2	6			3	46.66
147	34	7	12	2	6	2	5	1		2.00	2	6			3	45.00
116	25	8	2	7	1	7	1			2.50	2	6			3	50.00
97	15									3.40					3	48.00
105	23	5	7	4	7	3	7	1		3.89	5	2			3	50.00
53	20									2.74					1	45.00
28	3	1		1		1				1.50		1			1	45.00
158	21			11	10	4	6	7	4	5.00					4	53.00
59	19	4	6	5	4	2	1	3	3	4.85	1	3			2	50.00
82	16	3	2	2	2	2	1		1	6.74	3	5			3	53.33
308	63	17	15	6	12	4	10	2	2	5.50	2	5			9	58.33
396	112	7	28	4	23	4	23	1	2	5.75	6	14	1	141.66	13	56.73
147	13	2	5	7	6			7	6	3.83	3	6			4	46.25
290	88	24	43	19	25	18	24	1	1	4.67	3	8			8	53.00
353	87	10	12	14	13	14	12		1	4.25	8	10			13	54.09
76	38	9	9	3	5	3	5								1	50.00
333	78	13	11	3	19	3	19			5.30	1	7	1	75.00	13	55.00
170	170										16	19	1	80.00	6	65.00
140				1											3	45.00
78	35	13	7	9	3	9	3			4.00	1	3			3	50.00
50	5	1			1		1			2.50		2			1	47.50
44	5												1	65.00	1	45.00
42															1	45.00
78	10	4		1		1				7.00					3	49.50
117	7															
71		4	1							4.55					3	46.66
319	88	8	10	6	13	6	12		1	4.49	7	10			1	47.50
46	13	2	5		1		1					5			11	55.00
															1	45.00
95	11		1	1	1		1	1		4.67		2			3	50.00
117	17	5	6	7	9	7	9			2.66	1	3			3	45.00
158	37			9	10	9	10			4.20	2	8			4	51.00
50	7	3	1		1		1			3.67					1	45.00
75	16	3	2	2	1	2	1			4.51	1	1			2	50.00
141	29	4	4		6		6			3.75	2	3			3	40.00
246	83		2	12	15	12	15			3.67	5	10	1	45.00	5	48.33
75	31	2	1	8	5	2	4	6	1	4.25	2	5			3	43.35
74											1	2			2	55.00
36											3					
100	24	4	5	1	1	1	1			4.00					2	47.50
97	13									2.70					3	50.00
627	41	5	6	2	2	2	2			2.00	1	6			11	55.00
317											2	4			4	47.50

GRADED SCHOOLS—REPORTS OF COUNTY

CITIES, TOWNS AND VILLAGES HAVING

SUPERINTENDENTS 1911-1912—CONTINUED.

A POPULATION OF LESS THAN 1,500.

Name of Town	Superintendent or Principal 1911-1912	Population 1910	Salary per annum	No. months school	No. years in course	Enumeration June 30, 1912	Enrollment year ending June 30, 1912		Number of Tuition Pupils				Number of High School Tuition Pupils Whose Expense is Paid by Public		Number of High School Tuition Pupils Paying Own Way		Average cost and contingent expense	No. graduates in year ending June 30, 1912		No. Teachers Employed and Average Salary, not including Superintendent or Principal			
							Total	High school	Grades		High School									Males		Males		Females	
									Males	Females	Males	Females	Males	Females	Males	Females		Males	Females	Salary per month	Females	Salary per month	
Holstein	F. R. Ketchum	936	1,150.00	9	12	324	239	47	6	1	4	8	4	8			6.03	1	3	1	20.00	10	58.00
Holy Cross		143	*																				
Honey Creek																							
Hopeville	W. F. Smith	103	375.00	7.5	8	68	50										3.00			1	50.00	1	40.00
Hopkinton	O. B. Law	797	810.00	9	12	200	227				5	5	5	5			3.50			1	58.13	6	55.00
Hornick	C. O. Smith	945	600.00	9	11	155	168	15														3	45.00
Hospers	Homer E. Rundall	681	720.00	9	10	218	113	15	3	5	1	2	1	2			2.37	2	3			4	52.50
Hubbard	B. H. Culver	568	900.00	9	12	199	176	42			5	6	5	6			7.11	6	7			6	54.14
Hudson	N. Maude Howe	372	585.00	9	9	101	89	4										2	1			2	55.00
Hull	John Ludwickson	658	1,200.00	9	13	336	237	56	3	1	1		1				8.50			1	65.00	7	66.07
Humeston	Arthur L. Lyon	1,006	1,000.00	9	12	303	180	58	10	13	8	11	7	11	1		4.29		5	2	40.00	5	49.00
Huxley	Amy Rowland	336	600.00	8	11	168	95	13	2	2	3		3				4.00	1	1			3	53.33
Hynes	Mabel Moss		480.00	8	8		205															4	40.00
Imogene	Noretta E. Johns	341	585.00	9	10	107	69	7	2	2								3	2			1	55.00
Inwood	B. J. Still	595	1,000.00	9	12	219	194	50	5	7	3	4	1	2		1	7.77	2	4			6	55.83
Ionia	L. J. Bowman	398	675.00	9	12	81	83	29			2	4	2	4			4.50	4	5			3	45.00
Iowa Center																							
Ireton	W. C. Beam	631	855.00	9	12	187	165	30	10	8	8	2	8	2			3.87	4	2			6	54.16
Irwin	Rolland F. Green	278	720.00	9	11	92	109	21	18	8	5	3	3		2	3	5.05					3	51.66
Jackson Junction		160																					
Jamaica	I. M. Boggs	379	675.00	9	11	112	112	26	2	2	3	4										3	45.00
Jamesville	Jesse Chaplin	269	630.00	9	10	126	137	18	1	7	1	5	1	5			5.75	1	5			3	53.33
Jerome	D. Fulton Rice		540.00	9	9	138	114	2				1		1								2	45.00
Jessup	Rollo E. Newcomb	697	900.00	9	12	194	162	36	8	7	8	4	5	4	3		5.19	1	4			5	46.00
Jewell	E. G. Clark	941	1,000.00	9	12	280	222	47			1	5	1			5	2.00	3	5			6	52.00
Jolley	Della Gregg	250	630.00	9	10	99	99	13	8	5							9.00		2			3	46.66
Kalona	A. N. Sawyer	466	810.00	9	12	171	171	49		1	2	5	2	5			2.50	6	6			4	54.79
Kamrar	Levi Neese	262	675.00	9	9	122	122	3	6	16							1.96					2	45.00
Kanawha	H. E. Hendrickson	398	720.00	9	11	135	125	28	4	2		2		2			5.25					3	53.33
Kellerton	George R. Bartow	593	1,080.00	9	12	163	159	35	5	9	5	9	5	8		1	5.62	3	5			3	50.00
Kellogg	F. M. Essex	610	810.00	9	12	159	163	38	10	9	2	7	1	5	1	2	3.05	6	2			5	55.00
Kelley	Ada C. Scott	231	450.00	8	10	56	71	30			1	2	1	2			4.50					1	50.00
Kensett	George W. Sine	360	675.00	9	11	155	146	38			5	8	5	8			2.45	3	8			3	50.00
Kent		158	*																				
Kenwood Park	H. M. Titus	376	900.00	9	10	169	177	17										3				4	47.50
Keosauqua	David Williams	1,009	1,137.50	9	12	270	306	67	29	15	19	16	16	16	3		3.07	3	3			8	47.50
Keota	Charles M. Nevelh	888	1,125.00	9	12	221	282	71	10	13	11	16	10	15	1	1	4.15	4	4	1	60.00	7	51.78
Keswick	Jay C. Gaines		900.00	9	12	150	138	25	10	6	7	1	7	1			2.21	3	3			3	50.00
Keystone	Anna V. Meyer	412	675.00	9	11	125	92	30			3	3	3	3			5.00	1	3			3	50.00
Kimballton		271		8	8	75	72		2	1												2	55.00
Kingsley	Mrs. I. Tripp	977	900.00	9	12	351	308	64	20	32	5	11	5	11			4.44	2	5			9	54.00
Kinross	Waldo E. Buell	142	652.50	9	10	81	80	14		5	3	3	3	2		1	3.45	2	4			2	40.00
Kirkman	Clyde J. Still	180	630.00	9	10	60	70															2	50.00
Kirkville	Joseph Parks	299	640.00	8	9	117	92	30	1	2	4	1			4	1	4.00	2	5			2	50.00
Kiron		207	*																				
Klemme	J. M. Holaday	306	630.00	9	10	101	88	34	4	1	4	1			4	1	3.50					2	48.75
Knierim	Nellie Woods	220	630.00	9	11	100	85	15	3	4		3	2	4			8.00	1	4			3	48.00
Knowlton	Mary Weaver	193	495.00	9	10	65	60	4	1								1.90					2	41.50
Kossuth	C. E. Coker		520.00	8	10	56	52	7	12	2	8		2			2	2.52					1	45.00
La Motte	W. H. Hammond	288	675.00	9	10	123	23	8									8.46					1	35.00
La Porte City	C. D. McGoon	1,233	1,200.00	9	12	338	284	64	7	16	5	12	5	12			5.12		7			3	62.25
Lacona	S. T. Biddle	517	630.00	9	12	205	189	40			1	6	1	5		1	2.00					3	47.50
Ladora	A. A. Andrews	260	675.00	9	11	69	69	24										2	5			3	45.00
Lake Center (Lake Tp)																							
Lake Mills	W. S. Still	1,214	1,200.00	9	12	414	419	91	24	22	8	8	8	8			3.40	4	5			12	49.80

* No Report.

GRADED SCHOOLS—REPORTS OF COUNTY

CITIES, TOWNS AND VILLAGES HAVING

Name of Town	Superintendent or Principal 1911-1912	Population 1910	Salary per annum	No. months school	No. years in course	Enumeration June 30, 1912
Lake Park	W. E. Collins	552	1,100.00	9	12	------
Lake View	H. P. Helms	514	855.00	9	12	151
Lamont	Joseph Bowan	571	845.00	9	13	189
Lancaster	Estella Vittetoe	------	440.00	8	8	23
Lanesboro	Laura J. Maulsby	268	540.00	9	10	98
Larchwood	S. B. Laughlin	434	900.00	9	13	162
Larrabee	J. R. Graham	158	675.00	9	9	56
Latimer	G. L. Waldron	378	630.00	9	9	128
Laurel		179	*			
Laurens	H. M. Taylor	817	1,125.00	9	12	295
Lawler	H. B. Hitzler	601	1,200.00	9½	12	247
Lawton	Charlotte Case	138	585.00	9	10	37
Le Claire	George E. Henry	690	810.00	9	12	202
Le Grande	E. N. Prentice	338	675.00	9	11	104
Le Roy	A. Brandvig	186	630.00	9	10	89
Ledyard	Emma Steward	222	540.00	9	10	72
Lehigh	A. A. Wood	928	1,000.00	9	12	518
Leighton		------	------	------	------	------
Leland	Theodore Thorson	188	620.00	8	8	82
Lenox	J. A. Griffith	1,274	1,035.00	9	12	330
Lester	E. S. Fyler	244	810.00	9	11	82
Letts	F. E. Dalley	433	810.00	9	11	128
Lewis	Berma Bland Jordan	603	900.00	9	12	192
Liberty Center	R. C. Trumbo	------	480.00	8	10	33
Liberty Twp.		------	------	------	------	------
Libertyville	J. W. Lentz	------	620.00	8	10	117
Libberdale	Emma Chambers	114	450.00	9	8	34
Lime Springs	O. R. Arrington	498	900.00	9	12	214
Linden	Mrs. Victoria Pennington	315	855.00	9	12	113
Lineville	Elmer F. Pfefer	600	720.00	9	11	250
Linn Grove	J. J. Sherman	------	720.00	9	11	118
Lisbon	C. I. Bixler	846	1,050.00	9	12	224
Liscomb	Oscar Johnson	354	720.00	9	12	126
Little Rock	H. L. Hawkins	471	720.00	9	11	139
Little Sioux	A. J. Boylen	390	810.00	9	12	133
Little Port	Atwell Talley	166	*			
Livermore	H. F. Jakway	578	855.00	9	12	192
Lockridge	Mary Coughlan	------	427.50	9	8	63
Logan	S. C. Cobb	1,453	1,450.00	9	12	330
Lohrville	E. E. Franklin	674	800.00	9	12	181
Lone Rock	F. M. Sarchett	------	700.00	9	10	126
Lone Tree	N. E. Hessenius	782	1,000.00	9	12	216
Long Grove	Ellen Kautz	------	495.00	9	8	------
Lorimor	W. C. Kennedy	645	910.00	9	12	215
Lost Nation	E. T. Housh	523	1,000.00	9	11	225
Lovilla	J. L. Mullin	552	720.00	9	10	183
Low Moor	Sheldon Slade	253	540.00	9	10	72
Lowdon	C. F. Becker	584	900.00	9	11	152
Lucas	John M. Stoke	666	810.00	9	12	236
Luther		130	*			
Luton	Almos Glasgow	------	900.00	9	11	87
Luverne	G. H. Brinegar	501	945.00	9	12	191
Luzerne		160	*			
Lynnville	O. G. Sparks	370	675.00	9	12	------
Lytton	Jessie Heslop	------	585.00	9	10	44
McCallsburg	J. J. Feroe	309	810.00	9	9	122
McCausland		106	*			

* No Report.

SUPERINTENDENTS 1911-1912—CONTINUED.

A POPULATION OF LESS THAN 1,500.

Enrollment year ending June 30, 1912		Number of Tuition Pupils				Number of High School Tuitioners at Expense of Public		Number of High School Tuitioners Paying Own Way		Average cost and contingent expense	No. graduates in year ending June 30, 1912		No. Teachers Employed and Average Salary, not including Superintendent or Principal			
		Grades		High School												
Total	High school	Males	Females	Males	Females	Males	Females	Males	Females		Males	Females	Males	Salary per month	Females	Salary per month
102	52	2	16	2	13	1	10	1	3						2	60.00
															7	52.50
119	31	5	9	4	5	3	3	1	2	5.01	1	5			4	48.75
172	34	1	3	4	4					5.12					5	47.00
32										5.15	2	3				
90	16			1	2	1	1		1	3.24		3				
131	26	3	4		2		2			5.46		1			2	45.00
59	2	5	6	1		1				3.00		7			5	52.00
111	8	19	9	4	4	2				4.47	2	1			1	60.00
										4.50	2	4			2	50.00
294	76	20	28	11	23	11	23			4.51	7	8			8	54.70
93	50	1		6	7	6	7			5.00	3	4			3	45.00
43															1	50.00
146	18	13	9							5.30	1	3			3	49.11
100	25	5	7	5	2	5	2			3.02	5	2			3	55.69
91	11	5	2	4	2	4	1	1	1	2.97	2	3			2	50.00
72	6											3			3	50.00
290	40										1	2			9	49.00
82										3.41	4	2			1	50.00
337	99	18	24	11	24	10	24	1		4.00	5	13	1	50.00	7	49.37
89	12	5	5		1				1	10.34	1	2			3	53.33
103	25	5	4	5	3	5	2		1	2.11	2	4			3	53.33
190	50	5	4	11	13	11	13			2.55	4	4			5	53.00
43	6	4	3	2	1	2	1				1	3			1	40.00
96	6	2	6	1	3	1	3			2.50	1	5			1	45.00
30										3.09						
204	46	14	11	6	3	6	2		1	3.08	4	5			5	47.60
119	30	9	11	6	9	6	9			3.00	3	3			5	50.00
183	21	9	26	4	5	2	2	2	3	2.00		2	1	60.00	4	50.00
115	22	7	5	4	5	4	5			4.85					3	50.00
199											29	40	1	50.00	6	50.00
115	15	3	34	1	3	1	3			6.50	2	2			3	55.00
114	14	5	2	5	2	5	2			7.20	2	1			3	50.00
129	30	8	10	3	7	3	7			4.41	3	2			3	45.00
80	55															
165	35		4	2	6	2	6			7.40	1	1			6	55.00
60		2	1												1	40.00
466	106	23	16	11	7	11	8		1	2.40	11	4	1	75.00	14	53.53
161	37	13	11	4	5	4	5			7.00	3	5			6	45.97
95	8	2	3	1		1				4.55					2	50.00
213	39	20	22	8	12	8	12			4.40	1	7			5	49.00
76															1	50.00
190	38	3	3	5	11	4	8	1	3	4.97	4	2			5	51.30
131	48	3	3	9	8	8	8	1			3	4	1	55.56	3	52.00
190	47	5	1	4	6	3	5	1	1	1.99	4	10	1	45.00	2	45.00
67															1	45.00
154	22	5	2	2	3	2	3			6.25					1	50.00
190	28											4			5	41.00
47															1	50.00
161	30														5	50.00
133	34		2		2		2			3.16	1	3	1	60.00	3	45.00
63	10	2	1	4	2			4	2	2.50					1	45.00
104	9	1	12							11.00						

GRADED SCHOOLS—REPORTS OF COUNTY

CITIES, TOWNS AND VILLAGES HAVING

Name of Town	Superintendent or Principal 1911-1912	Population 1910	Salary per annum	No. months school	No. years in course	Enumeration June 30, 1912
McClelland		134				
McIntire	L. E. Bowker	487	720.00	9	11	183
McGregor	B. Dimmitt	1,259	1,500.00	9½	12	457
Macedonia	Thomas O. Tacy	357	900.00	9	12	142
Macksburg	H. W. Gustin	197	600.00	8	10	205
Madrid	C. F. Reed	1,191	900.00	9	12	352
Magnolia	Clara McLean	311	675.00	9	12	103
Malcom	J. J. Grimm	377	900.00	9	12	130
Mallard	H. J. O'Neill	331	652.50	9	11	162
Maloy		127				
Malvern	F. E. Greene	1,154	1,350.00	9	12	344
Manilla	A. B. McClure	876	1,125.00	9	12	277
Manly	Nevina Mark	346	630.00	9	12	106
Manning	J. W. Meyers	1,434	1,400.00	9	12	462
Manson	W. R. Sandy	1,236	1,200.00	9	12	407
Mapleton	Paul J. Kruse	1,100	1,250.00	9	12	394
Marathon	J. E. Cundy	532	1,400.00	8	12	380
Marble Rock	L. W. Inman	480	700.00	9	12	
Marcus	Howard Lutes	896	1,000.00	9	12	291
Marne	A. Diedrich	266	675.00	9	11	90
Martello	J. T. Oliver	178	540.00	9	10	64
Martinsburg	Ethel E. Rhodes	285	720.00	9	10	85
Marysville		319	*			
Masonville		282	*			
Massena	A. R. Combs	490	900.00	9	11	160
Matlock		118	*			
Maurice	A. Van Wechel	290	630.00	9	11	120
Maxwell	M. S. Templeton	754	900.00	9	12	246
Maynard	K. W. Bull	382	750.00	9	11	166
Maysville		56	*			
Mechanicsville	G. W. Fellows	817	1,200.00	9	12	211
Mediapolis	F. M. Pownall	858	810.00	9	12	229
Melbourne	O. Wiesley	428	855.00	9	11	120
Melrose	Loretta Connolly	459	585.00	9	12	166
Melvin		195	*			
Menlo	J. W. Purcy	382	900.00	9	12	169
Meriden	W. O. Dailey	246	765.00	9	12	117
Merrill	A. V. Graeber	520	950.00	9	11	216
Meservey	J. E. Patterson	198	720.00	9	10	60
Meyer		387	*			
Miles	Fred R. McNeil	334	900.00	9	11	94
Milford (Mont. Co.)						
Milford (Dick. Co.)	C. E. Dewey	575	990.00	9	12	301
Millersburg	C. R. Wiseman		720.00	9	11	108
Milo	H. L. Cosner	519	900.00	9	12	166
Milton	A. E. Coppers	913	1,100.00	8	12	167
Minburn	E. L. Meek	388	900.00	9	11	144
Minden	R. J. Hales	423	765.00	9	12	158
Mingo		246	*			
Mitchell	C. W. Bond	231	720.00	9	11	125
Mitchellville	Earl Kramer	869	900.00	9	12	189
Modale	J. R. Butler	387	810.00	9	12	118
Moingona	Anna Cordts		520.00	8	8	66
Mona	Blanche M. Thorson		467.50	8.5	8	146
Mondamin	C. J. Collingsworth	420	810.00	9	12	150
Moneta		44	*			
Monmouth	C. O. Mitchell	221	765.00	9	11	93
Monona	L. C. Rhodes	792	1,200.00	9	12	252
Monroe	W. H. Meek	800	1,100.00	9	12	229

* No Report.

SUPERINTENDENTS 1911-1912—CONTINUED.

A POPULATION OF LESS THAN 1,500.

Enrollment year ending June 30, 1912		Number of Tuition Pupils				Number of High School Tuitioners at Expense of Public		Number of High School Tuitioners Paying Own Way		Average cost and contingent expense	No. graduates in year ending June 30, 1912		No. Teachers Employed and Average Salary, not Including Superintendent or Principal			
		Grades		High School												
Total	High school	Males	Females	Males	Females	Males	Females	Males	Females		Males	Females	Males	Salary per month	Females	Salary per month
130	21		5		3		1		2	4.50	2	1			3	48.33
144	45	6	8	2	2			2	2	5.44	2	2	1	85.00	9	55.55
144	34	13	11	12	8	11	8	1		6.68	8	2			5	52.09
212	30	2	1	2	1	2	1			3.54					1	40.00
356	60	16	19	10	12	10	12			4.00	4	2			7	45.67
112	35	4	4	2	4	1	3	1							2	50.00
99	25	7	4	7	8	7	8			6.25	2	3			4	50.00
141	25	1	2		5		5			2.20	4	5			3	41.66
345	83	6		19	22	16	22	3		5.29	4	5			9	54.17
260	53	7	9	2	4	2	4			3.11	1	3			9	56.00
101	17	3	2	6	3	6	3			4.50		2			3	46.66
379	78	9	10	9	2	9	2			4.66	4	5			12	55.00
372	93	5	8	4	2	4	2			2.54	8	8			11	55.68
303	64	9	4	4	7	4	7			6.00	6	8			11	53.86
282										3.05					9	58.33
167	57	4	4	2	2	2	2			2.36	6	4			5	45.00
164	47	12	6	6	6	6	6			2.00	2	1			5	53.00
57	2					1	1			7.03					2	55.00
60	8									2.19					1	45.00
84	26	2	2	4	3	1	4	3	1	1.78	1	4			2	47.50
136	23	2	2	2	3	2	3			3.11	1	2			5	57.50
99	11	1		1				1		2.50	2	2			2	62.00
258	69	2	4	2	11	2	11			5.00	3	11				
138	33	8	5	6	5	6	5			3.00	8	4			3	50.00
213	65	11	10	11	14	11	14			5.02	3	6			8	54.00
220															7	47.50
90	15	5	3	3	1	3	1			7.88	3	3			3	50.00
157	26		1	4	2	2	2			2.00					4	43.75
163	26	4	4	7	2	7	2			7.20	1	2			4	56.25
95	26	2	1	2	3	2	3			3.50		3			3	53.33
141	24	5	7	2	3	2	3						1	105.00	4	52.50
60	12	4	4	3	4	3	2		2			1			2	57.50
95	21	2	2	7	5	7	5			2.50	2	3			3	55.00
296	45	4	16	1	15	1	15			7.20					7	59.22
107	30	5	5	5	5	5	5			1.50	2	5			*2	45.00
181	39	8	6	4	10	2	4	2	6	6.00	2	3			5	54.75
223	45	2	9	8	2	8	2			8.26	4	4			7	47.14
144	46	6	8	5	5	6	5			4.60	3	2			4	48.75
139	31	9	6	6	2	3	3	3		6.62					5	53.40
88	24	3	1	1	1	1	1			2.95		5			3	40.00
232	67	6	10	8	17	7	17	1		3.46	2	8			5	48.00
132	23	9	9	3	5	2	5	1		5.00					3	50.00
53															1	65.00
64											2	1			1	45.00
169	32	11	8	3	3	3	3				3	2			5	53.00
100	24	5	3	4	5	4	5			2.77			1	40.00	2	40.00
153	58	9	12	2	10	7	10			4.53	4	7			7	57.50
258	56	17	17	14	10	14	10			4.00	3	4			8	56.00

GRADED SCHOOLS—REPORTS OF COUNTY CITIES, TOWNS AND VILLAGES HAVING

Name of Town	Superintendent or Principal 1911-1912	Population 1910	Salary per annum	No. months school	No. years in course	Enumeration June 30, 1912
Montezuma	Ernest Iler	1,172	1,200.00	9	12	325
Montour		383				
Montrose	G. W. Kennedy	708	600.00	9	12	204
Moorhead		366				
Moorland	B. B. Bassett	137	810.00	9	11	245
Moravia	Charles H. Tye	682	810.00	9	12	262
Morning Sun	H. W. Anderson	867	900.00	9	12	304
Morrison	Elizabeth McAvoy	173	585.00	9	11	58
Moulton		1,233				
Mt. Auburn	C. I. Fisher	228	675.00	9	11	83
Mt. Pleasant	John G. Parisho		675.00	9	10	50
Mt. Sterling		232	*			
Mt. Union	William J. Brown	196	630.00	9	10	82
Moville	C. F. Clark	552	1,125.00	9	12	199
Murray	W. W. Ballard	796	1,100.00	9	12	313
Nashua	E Bloom	1,102	1,000.00	9	12	208
Neola	M. F. Enenback	996	1,200.00	9	12	336
New Aibia	Erich Jordan	588	720.00	9	11	220
New Hall	Rose Griesy		630.00	9	10	60
New Hartford	Fred Vorhies	482	855.00	9	11	139
New Liberty		93	*			
New London	Ira L. Gurnsey	1,144	1,000.00	9	12	287
New Market	Ollie Nelson	673	675.00	9	12	236
New Providence	W. L. Klmzer	246	675.00	9	8	78
New Sharon	E. G. Lockhart	1,122	1,000.00	9	12	332
New Vienna		188	*			
New Virginia	J. E Prather	396	675.00	9	11	124
Newell	H. C Moeller	728	1,200.00	9	12	366
Nichols	Walter K. Hoch	396	675.00	9	11	135
Nodaway	C. V Frazier	323	1,000.00	9	12	106
Nora Springs	Mayne Spaulding	985	1,200.00	9	12	301
North Buena Vista		162	*			
North English	G. A Graham	484	900.00	9	12	243
North McGregor	W. G. Sisler	588	713.00	9½	10	120
North Liberty	Blanche Cannon		540.00	9	12	
North Washington		132	*			
Northboro		197	*			
Northwood	H. A Dwelle	1,264	1,200.00	9	12	382
Norwalk	M. F Wornstaff	315	664.00	8	11	89
Norway	C. C Bunch	479	810.00	9	12	166
Numa	H. W Bollman	659	480.00	8	10	194
Oakland	M. C Galpin	1,105	1,350.00	9	12	375
Oakville	F. B. Curran	389	675.00	9	11	140
Oeheyedan	H. Lillian Malden	695	720.00	9	11	212
Odebolt	C. E. Burton	1,282	1,500.00	9	12	410
Ogden	W. B. Bowser	1,268	1,600.00	9	12	371
Olds		165				
Olin	J. W Dickman	659	900.00	9	12	225
Ollie	Nellie Henry	289	512.00	8.5	10	110
Onslow	A. C. Evans	207	765.00	9	12	49
Orange City	W. J Guthrie	1,374	1,350.00	9	12	550
Orchard	Mary B. Norton		675.00	9	10	60
Orient	E. L. Glazier	373	675.00	9	11	163
Orleans		105	*			
Ossian	H. B. Lathe	749	712.00	9.5	10	278
Osterdock		97	*			
Otley						

* No Report.

SUPERINTENDENTS 1911-1912—CONTINUED.

A POPULATION OF LESS THAN 1,500.

Enrollment year ending June 30, 1912		Number of Tuition Pupils				Number of High School Tuition-Free Pupils		Number of High School Tuition-ers Paying Own Way		Average cost and contingent expense	No. graduates in year ending June 30, 1912		No. Teachers Employed and Average Salary, not including Superintendent or Principal			
		Grades		High School												
Males	Females	Males	Females	Males	Females	Males	Females	Males	Females		Males	Females	Males	Salary per month	Females	Salary per month
263	75	9	7	4	10	4	10			5.50	5	6			12	56.66
202	38	11	12	2	4						2	2			4	40.00
220	51	2	2	2	1	2	1			2.50	3	2			4	50.00
217	44									3.40	2	4			5	52.00
288	92	25	24	18	16	18	16			3.75	7	11			8	55.00
58	13	1	4	2	6		2	2	4	2.75					1	50.00
75	15			2	3	2	3			6.00	3	2			2	50.00
60															1	45.00
84	21	15	9	3	5	3	5			4.42					2	52.50
178	48	3	4	2	11	2	11			5.16	1	1			5	55.00
209	61	1	1	7	11	7	11				4	6			6	54.00
305	73			4	3	4	3			5.00	4	4			9	49.00
159	56	15	20	12	14	12	14			6.42	7	4			6	55.56
161	12	4		2				2		6.66	2				4	46.25
61	25									3.00	1	1			1	45.00
127	44	2	2	7	5	4	4	3	1	4.30	3	2			4	55.00
277	62	13	10	11	8	11	8			5.00					9	56.25
212	17	5	3	3	3	2	3	1		5.66					4	42.50
78		4	3												2	50.00
297	65	10	15	10	11	10	11			4.50	5	6			6	55.83
128	37	4	6	6	9	6	7		2	2.83	5	2			3	48.33
279															7	51.42
116	22	4	5	5	6	4	6	1			1	1			3	50.00
168	42	2	1	6	13	6	12		1	4.73					3	50.00
253	83	2		12	8	11	7	1	1	6.33	3	6	1	80.00	9	52.19
297	76	14	17	10	11	10	11			2.00	7	9			7	55.00
117	6														3	45.00
	5									12.00						
235	94	1	5	5	16	5	15		1	5.00	7	8	1	116.67	11	50.47
104	29	3	4	8	11	8	11			3.88					3	41.66
118	42	1	1	5	13	5	13			3.19	1	10			4	50.00
145	3	4	4												2	37.50
344	97	25	30	15	20	15	20			3.87	4	5			11	50.45
142	43	9	6	3	3	3	3			4.00	1	2			4	51.25
152	32	9	3	1	8	1	2		6	4.37		6			5	52.50
380	70	28	24	9	9	9	9			4.00	4	8			12	55.90
390	50	8	12	5	6	5	6			3.00		4			10	49.17
213	53	11	20	5	17	5	16		1	2.75	2	7			6	49.16
100	10	2	2	1	1		1			2.34	1				2	45.00
49	10		2		2					3.76	1	3			2	47.50
232	36										1	6	1	30.00	8	57.19
78	14														2	50.00
163	47	4	8	5	11	5	11			2.70	3	7	1	75.00	3	50.00
81	25	4	2	2		2									2	50.00

GRADED SCHOOLS—REPORTS OF COUNTY CITIES, TOWNS AND VILLAGES HAVING

Name of Town	Superintendent or Principal 1911-1912	Population 1910	Salary per annum	No. months school	No. years in course	Enumeration June 30, 1912
Oto	O. G. Pritchard	268	720.00	9	11	216
Ottosen		147	*			
Oxford	J. H. Westcoat	614	900.00	9	12	231
Oxford Junction	G. E. Farley	882	1,000.00	9	12	220
Oxford Mills	Ella Lukens, L. M. Courtney		495.00	9	10	62
Oyens		94	*			
Pacific Junction	W. M. Moore	501	855.00	9	11	232
Packwood	Erma L. Krout	246	630.00	9	11	91
Palmer	H. W. Roberts	177	675.00	9	10	121
Palmyra	D. G. Kennedy		400.00	8	8	52
Palo	Kathryn Anderson	208	450.00	9	8	92
Panama	Mary Thieson	232	540.00	9	8	
Panora	Hugh J. May	1,080	900.00	9	9	399
Parkersburg	Lee L. Caldwell	938	1,100.00	9	12	287
Parnell	Rachel R. Megee	369	765.00	9	11	179
Paton	H. C. Roelofsz	358	810.00	9	12	105
Patterson	Guy Fogler	148	480.00	8	8	111
Paullina	Cecil W. Bangs	796	1,080.00	9	12	329
Persia	G. W. Harper	358	675.00	9	8	102
Peterson	H. L. Youde	480	765.00	8.5	11	128
Pierson	C. W. Manning	416	810.00	9	12	149
Pilot Mound	E. E. Bentley	347	720.00	9	12	127
Pioneer		92	*			
Pisgah	Fred S. Paine	212	675.00	9	10	139
Plainfield	W. D. Miller	288	630.00	9	11	149
Pleasant Plain		174	*			
Pleasanton	R. P. Shelton	200	600.00	8	10	78
Pleasantville	P. B. Woods	691	1,000.00	9	12	195
Pleasant Valley	Mary Toher		585.00	9	8	80
Plover	F. M. R. Thackaberry		675.00	9	12	
Plymouth	D. H. Rummell	358	765.00	9	12	133
Pocahontas	M. R. Hassel	987	1,125.00	9	12	360
Polk City	Robert W. Castor	310	720.00	8	12	138
Pomeroy	James Seymour	815	1,000.00	9	12	237
Popejoy		200	*			
Portsmouth	Bernard A. Kennedy	347	675.00	9	10	203
Postville	S. A. Gulles	952	1,000.00	9	12	333
Prairie City	James N. Potter	764	900.00	9	12	300
Prairieburg	C. E. Bland	187	540.00	9	10	90
Prescott	John Frederick	426	675.00	9	11	130
Preston	W. S. Miller	642	900.00	9	11	167
Primghar	H. R. Wood	733	1,000.00	9	12	358
Princeton	Smith Trump	379	675.00	9	8	122
Promise City	Brenton G. Tye	274	630.00	9	10	121
Prolivin		163	*			
Prouty						
Pulaski	D. J. Perdue	382	675.00	9	11	168
Quasqueton	A. H. Allen	394	720.00	9	11	139
Quimby	M. L. Mitchell	268	675.00	9	10	120
Quincy		70	*			
Radcliffe	O. A. Ferner	660	877.50	9	12	209
Rake	Hugh C. Combs	163	400.00	8	9	109
Ralston	Mae Mahaffa	176	675.00	9	10	66
Randalia	Maude Zoller	122	450.00	9	12	75
Randolph	J. N. Cunningham	304	1,000.00	9	12	125
Rathbun	Emma Tillmont	383	815.00	7	8	208

* No Report.

SUPERINTENDENTS 1911-1912—CONTINUED.

A POPULATION OF LESS THAN 1,500.

Enrollment year ending June 30, 1912		Number of Tuition Pupils				Number of High School Tuition Pupils at Expense of Public		Number of High School Tuition Pupils Paying Own Way		Average cost and contingent expense	No. graduates in year ending June 30, 1912		No. Teachers Employed and Average Salary not including Superintendent or Principal			
		Grades		High School												
Total	High School	Males	Females	Males	Females	Males	Females	Males	Females		Males	Females	Males	Salary per month	Females	Salary per month
187	31	7	4	3	4	3	4				1	7			4	52.00
179	39	6	8	3	6	3	6			5.34	3	3	1	50.00	4	53.75
210	44	12	8	5	5	3	3			1.87		6			5	49.00
50			1							2.63					1	40.00
190	32		1	5	4	5	4		1	4.00	3	3			4	51.25
85	19	6	2	1	6	1	6			3.66	1	5	1	60.00	2	47.50
79	10			1	2	1	2			3.12	2	2			2	50.00
55		1	1							2.07					1	45.00
65											2				1	40.00
272	11	3	3								3	6			7	52.50
251	63	8	5	6	6	4	5	2	1	5.50	7	7			7	56.07
178	38	16	22	4	3	4	3			4.14	6	7			5	42.00
113	42	1	9	2	14	1	11	1	3	6.39	2	4			4	49.38
111		1	1							3.38		3			2	45.00
368	80	3		12	19	9	14	3	5	4.10	2	11			8	51.00
86	16		1		4					5.50					3	50.00
152	32									3.06					4	39.70
149	26			4	5	4	5				4	2			4	50.00
124	29	8	3	8	3	8	3			2.22	1	5			3	40.00
166											2				3	53.13
146	28	11	7	5	7	3	6	2		1.56	1	4			4	48.00
89	5	2	3					2	3							
226	49	13	14	11	12	7	6	4	6	3.33	2	2			2	45.00
80											1	3			6	51.00
151	17			1	2	1	2				4	1			1	40.00
159	66	19	13	16	11	15	11	1		2.03		1	1	*5.00	3	51.66
250	51	12	15	9	14	7	14	2		2.50	2	2			4	50.00
120	20	6	3	5	6	5	6			5.22	2	5			8	51.56
237	56			3	10	3	10			3.77					8	50.00
										2.70	2	7			8	55.62
63	9															
262	86	27	18	16	14	16	14					7			1	50.00
227	62	16	7	5	7	5	7			3.72	5	19			8	62.00
66	15									4.00	4	4			7	53.00
100	13			2	2						4				2	38.75
147	39	2	3	5	4	5	4			7.50	1		1	50.00	2	40.00
252	78	1	2	13	7	13	7			4.10	6	6			5	51.00
93	30	4	6	3	4	3	4			4.00	8	11	2	75.00	8	52.00
121	28	3								3.64	3	1			2	47.50
										3.49	2	5			3	52.78
144	25	5	2	5	1	5	1			2.37	1	4			4	45.00
163	33	2	1	7	3	5	2	2	1	4.00		2			3	48.33
117	20	5	4	4	4	4	4			2.99		4			2	50.00
202	35	10	15	1	4		2	1	2	4.34	2	1	1	50.00	4	50.62
83	24									2.82					2	45.00
51	17									3.66	1	2			1	50.00
64	11	4	6			1	7			4.12	2	4			1	50.00
114	51	6	2	9	12	9	12			5.25	6	3			6	54.16
															2	40.00

GRADED SCHOOLS—REPORTS OF COUNTY

CITIES, TOWNS AND VILLAGES HAVING

Name of Town	Superintendent or Principal 1911-1912	Population 1910	Salary per annum	No. months school	No. years in course	Enumeration June 30, 1912
Readlyn		227	*			
Redding	Mrs. O. L. Whitlatch	269	520.00	8	9	90
Redfield	C. W. Hunt	659	950.00	9	12	211
Reinbeck	Thomas E. Johnson	1,205	1,400.00	9	12	440
Rembrandt		128	*			
Remsen	F. Stamper	1,076	900.00	9	12	425
Renwick	M. M. Miller	372	720.00	9	12	149
Rhodes	W. E. Huff		900.00	9	11	176
Riceville	L. W. Dooley	844	900.00	9	12	175
Richland	Luella Hightshoe	613	900.00	9	12	172
Richmond	Pearl Sharpe		410.00	9	8	123
Ricketts		102	*			
Ridgeway	P. R. Pierce	354	720.00	9	10	113
Ringsted	Cecelia Johnson	313	600.00	8	10	
Rippey	Charles Anderson	407	720.00	9	12	143
Riverside	Gertrude D. Autremont	652	675.00	9	11	203
Riverton	Stacy E. Steeves	583	900.00	9	12	202
Robertson						
Rock Falls		87				
Rock Valley	R. R. Riley	1,198	1,100.00	9	12	502
Rockford	W. S. Stanton	916	1,000.00	9	12	293
Rockinham	Agnes Tumpane		450.00	9	8	
Rockwell	D. B. Grawe	700	720.00	9	12	196
Rodman	Charlotte Salven	131	405.00	9	8	84
Rodney	Carl Atkinson	163	585.00	9	10	71
Roland	Lee E. Easter	641	950.00	9	12	233
Rolfe	H. L. Eells	954	1,200.00	9	12	410
Rome	Mary A. Donohue	155	400.00	8	8	38
Rose Hill	D. E. Hawley	269	600.00	8	9	99
Rowley	Lucinda Rice		405.00	9	8	66
Rowan	Joe Cummings	256	810.00	9	10	157
Royal	Lizzie Dempsey		405.00	9	8	49
Rudd	George D. Plesscher	296	900.00	9	12	104
Runnells	Fred Hilker	428	600.00	8	9	179
Russell	C. C. Bingaman	612	765.00	9	12	180
Ruthven	W. E. Rorobaugh	655	1,000.00	9	12	256
Rutland	Charles Sisson	212	585.00	9	10	94
Ryan	Helena Griffin	511	585.00	9	10	174
Sabula	H. E. Bowman	918	900.00	9	12	293
St. Ansgar		747				
St. Anthony	Garrah Packer	199	540.00	9	9	65
St. Charles	Roy Edmondson	399	720.00	9	12	153
St. Lucas		138	*			
St. Olaf	J. G. Schmidt	170	440.00	8	8	46
St. Paul		62	*			
Salem	M. M. Jones	501	720.00	9	12	115
Salix	L. P. Manning	390	720.00	9	12	211
Sanborn	F. A. Poots	1,174	1,350.00	9	12	475
Sandyville	Genevieve Brown	120	400.00	8	8	59
Sergeant Bluff	J. R. Boyd	525	900.00	9	11	191
Scarville		129				
Schaller	J. O. Ralph	646	1,000.00	9	12	173
Schleswig	C. H. Anthony	455	720.00	9	11	125
Scranton	Louis F. Hillman	845	1,000.00	9	12	223
Searsboro	D. C. Baker	226	675.00	9	10	68
Seney	Rosabelle Beattie		495.00	9	8	32
Shambaugh		245	*			
Shannon City		297				

*No Report.

SUPERINTENDENTS 1911-1912—CONTINUED.

A POPULATION OF LESS THAN 1,500.

Enrollment year ending June 30, 1912		Number of Tuition Pupils				Number of High School Tuitioners at Expense of Public		Number of High School Tuitioners Paying Own Way		Average cost and contingent expense	No. graduates in year ending June 30, 1912		No. Teachers Employed and Average Salary not including Superintendent or Principal			
		Grades		High School												
Total	High School	Males	Females	Males	Females	Males	Females	Males	Females		Males	Females	Males	Salary per month	Females	Salary per month
122	48	11	22	8	17	1			19	2.30	3	4			2	42.50
217	46	8	12	4	8	3	7	1	1	4.48	4	3			6	52.00
339	106	3	3	20	23	20	23			3.30	7	8	1	85.00	9	56.93
142	18	6	1	2		2				9.14	2	2	1	100.00	4	53.75
145	49	3	1	6	17	6	17			3.25	3	9	1	55.00	3	51.66
24	25	2	39	3	5	3	4		1	4.50			1	55.00	3	50.00
247	88			10	15	10	14		1	4.00	3	3			8	55.00
180	68	4	3	16	21	16	13			2.55	1	1			5	53.00
40															1	45.00
106	11	6	3	1	1	1	1				1	3			2	40.00
118	9									1.87		2			3	44.83
143	34	4	3	5	5	5	5				3	1			3	49.17
93	27	5	3	5	4	5	4				2	1			3	48.33
179	28	1	5	8	7	8	7			6.00	1	4			6	43.33
326	60	11	14	8	11	8	11			7.00	2	8			13	53.12
295	65	17	16	5	7	3	7	2		4.68	3	6			9	52.50
94											2	3			1	50.00
140	30	4	11	3	5	3	5			5.00	5	2			5	50.50
52															1	40.00
68	17	4	3	2	7	2	6		1	2.00					2	40.00
186	33	5	10	3	10	3	10			7.00	2	3	1	75.00	1	60.00
315	105	12	23	8	12	5	12	3		3.00	6	15			12	50.00
54										4.90					1	50.00
103	11	3	2	2	1			2	1	3.13					3	50.00
															1	45.00
150	20														4	45.00
49															1	45.00
78										3.15					3	45.00
124		2	9												2	45.00
182	38	6	5	11	8	9	8	2		5.64	1	2			4	48.75
221	52		1	5	7	5	7			5.22	3	6			7	54.50
89	15	3	2	3	2	3	2			2.62	3	2			2	50.00
143	26	4	2	4		3		1		2.75					3	46.00
191	45	1	1	3	6	3	4		2	5.44	4	5			5	50.00
60	2														1	50.00
157	38	5	3	11	9			11	9	4.75	4	3	1	40.00	3	43.33
45															1	37.00
129	39	15	12	12	12	11	12	1		4.25					5	40.00
112	38														3	50.00
305	60	5	4	6	15	1	11	5	4	6.48	1	9			11	58.00
43																
172	42	7		7	8	6	6	1	2	5.00	2	11			5	50.00
202	61	2	4	13	9	13	8		1	5.82	2	5			7	55.00
112	17	11	5	2	1	2	1			5.99	5	1			3	55.00
207	55	6	13	9	9	16	21			4.96			1	55.00	5	59.00
66	27				4		4			3.75					2	50.00
28		3	4												2	50.00

GRADED SCHOOLS—REPORTS OF COUNTY

CITIES, TOWNS AND VILLAGES HAVING

Name of Town	Superintendent or Principal 1911-1912	Population 1910	Salary per annum	No. months school	No. years in course	Enumeration June 30, 1912
Sharpsburg	Anna Deremer	181	585.00	9	10	84
Sheffield	O. B. Wahl	824	900.00	9	12	228
Shelby	E. E. Rorick	586	1,000.00	9	12	179
Sheldahl	G. C. Archer	202	450.00	9	8	58
Shell Rock	A. R. McCook	741	1,000.00	9	12	177
Shellsburg	F. W. Cover	527	765.00	9	11	143
Shilo (Everist)						
Shueyville	Elizabeth Bowersox		487.50	7.5	11	
Sibley	J. R. McAnelly	1,330	1,200.00	9	12	487
Sidney	T. H. Stone	1,019	1,500.00	9	12	442
Silver City	Mae E. Miller	416	810.00	9	12	141
Sioux Center	E. B. Hodges	1,064	900.00	9	13	416
Sioux Rapids	D. J. Catheart	868	1,050.00	9	12	302
Slater	A. O. Wydell	478	900.00	9	11	167
Sloan	F. E. McDonald	547	1,000.00	9	13	186
Smithland	A. M. Carmichael	334	720.00	9	11	194
Snow Hill	E. S. Smith		1,000.00	9	12	197
Soldier	C. B. Whitehead	167	585.00	9	10	96
Solon	H. M. Thompson	450	810.00	9	10	118
Somers	R. E. McConnell	169	675.00	9	10	91
South English	R. R. Seibert	338	720.00	9	12	126
South Liberty	James L. McCrary		630.00	9	12	97
Spillville	Stephen Kruchek	320	567.00	9	8	139
Spirit Lake	Angus McDonald	1,162	1,500.00	9	12	433
Springdale	J. V. Clyde		765.00	9	11	90
Spring Hill	Ruby McRae	94	380.00	8	8	57
Springbrook		217	*			
Springville	O. M. Carson	588	1,000.00	9	12	155
Stacyville	Shirley M. Slack	407	540.00	9	11	154
Stanhope	Estella Foster	281	675.00	9	10	113
Stanton	M. T. Pemrod	643	765.00	9	11	160
Stanwood	V. H. Ogburn	511	810.00	9	12	148
State Center	C. E. Schutt	898	1,200.00	9	12	278
Steamboat Rock	W. O. Schwem	378	720.00	9	12	141
Stockport	Esther A. M. Grove	265	800.00	8	11	171
Stockton		138	*			
Story City	J. P. Street	1,387	1,053.00	9	12	505
Stratford	G. R. Remsburg	554	765.00	9	12	230
Strawberry Point	A. A. Belknap	1,052	1,170.00	9	12	284
Struble	Sadie Tierman	327	450.00	9	8	91
Sully		282	*			
Summerset	Mayme Sutton		402.00	9	8	50
Sumner	T. J. Durant	1,404	1,300.00	9	12	446
Superior	S. J. Baldwin	154	630.00	9	10	80
Sutherland	Victor Hanson	664	1,000.00	9	12	294
Swaledale	Floyd B. Haworth	235	675.00	9	11	96
Swan	Maddison Cart	292	600.00	8	8	108
Swea City	William Shirley	402	765.00	9	12	138
Tabor	O. Hammersley	909	1,000.00	9	12	320
Templeton	Mary A. Price	278	500.00	10	9	146
Terril	James M. Dawney	253	640.00	8	11	190
Thayer	Laura Lipsett	198	540.00	9	9	40
Thompson	I. E. Missman	500	765.00	9	11	187
Thor	Nellie Nelson	271	400.00	8	8	62
Thornburg	E. C. Sturdivant	233	675.00	9	11	85
Thornton	R. H. Griffith	271	810.00	9	11	133
Thurman	Claude Kerney	336	1,000.00	9	12	181

*No Report.

SUPERINTENDENTS 1911-1912—CONTINUED.

A POPULATION OF LESS THAN 1,500.

Enrollment year ending June 30, 1912		Number of Tuition Pupils				Number of High School Tuitioners at Expense of Public		Number of High School Tuitioners Paying Own Way		Average cost and contingent expense	No. graduates in year ending June 30, 1912		No. Teachers Employed and Average Salary not Including Superintendent or Principal			
		Grades		High School												
Total	High School	Males	Females	Males	Females	Males	Females	Males	Females		Males	Females	Males	Salary per month	Female	Salary per month
55	12									4.15					1	50.00
176	31	2	7		3		3			5.70	3	4			5	52.50
192	51	11	13	7	8	7	8			3.10	4	5			6	56.62
55	15									3.09					2	
187	55	3	5	12	9	7	9	5		4.35	4	6			6	54.40
134	30			8	9	8	9			3.16	3	2			3	50.00
	36			11		11				2.28	3	2			1	37.00
363	77	3	3	11	8	9	5	2	3	6.54	8	8		80.00	12	58.54
410	106	13	7	8	20	8	20			3.60	4	22			13	55.19
130	36	6	4	2	3	2	3			5.28	4	6			5	50.00
269	78	9	8	6	7	6	4		3	6.00	4	5			7	58.64
245	70	2	4	6	15	6	15								9	55.75
142	48		9	10	10	10	10			5.00					2	60.00
240	38	12	12	12	12	12	12			4.50	4	4			7	56.00
170	34	3	7	3	6	3	5		1	3.57	2	5			5	48.00
200	60	15	17	9	17	9	16		1	3.20	2	10			6	50.83
89	9									2.00		5			2	44.00
115	19	3	2	3	2					5.62	4	3			3	46.66
75	21	2	4	3	5	3	5			3.32					2	45.00
111	18	2	1	3	2	3	2			2.53	2	2			3	55.00
100	25	12	9	9	8	8	8	1		4.25					3	50.00
59		5	3								1				1	41.00
335	85	8	15	6	13	5	13	1		5.50	2	9			4	70.00
87	17	3	1	4	2	4	2			4.11	3		1	50.00	11	61.36
34															2	52.50
															1	47.50
200	88	45		22	18	18	16	4		2.84	2	10			6	60.00
68	9	1								5.00	2	1			6	42.50
91	19	6	6	1	4			1	4	2.29	4				2	45.00
124	30	4	2	3	1	3	1			1.70					4	50.00
143	25	1		5	3	5	3			9.21					6	48.33
256	71	2	2	8	10	8	10			3.56					9	50.05
141	35	13	10							4.50	3	2			3	60.00
171	22	6	5	5	3	1	3	4		2.80					5	45.00
365	89			6	14	6	14			6.00	5	11				
156	41	7	16		8		4		4	1.44	8	5			5	52.00
239	66	11	22	10	20	10	20			3.25	3	8			6	50.50
84															2	50.00
42																
351	84	15	23	8	16	7	16	1		4.15	5	7			10	54.00
80	17	4	7	3	7	3	3		4	3.41	1				1	55.00
229	72	4	4	11	14	8	6	3	9	4.41	6	9			8	57.00
92	27	4	5							2.00					2	50.00
108															2	50.00
132	25	8	9	6	7	5	7	1		3.75	1	5			3	50.00
303	80	7	10	1	9	1	9			4.53	2	11			9	56.11
26										2.38						
190	37			3	4			3	4	4.97	4	3			3	46.50
31	6		2			1		1				3			1	60.00
171	30			3	7	3	7			4.08	4	6			4	48.00
54			2							2.21		2			1	40.00
111	18	11	11	8	7	3	1	1		2.00					2	45.00
100	23	4	7	4	5	4	5			4.16	2	3			3	56.67
167	35	11	9	5	8	5	8			5.70	1	6			5	55.00

GRADED SCHOOLS—REPORTS OF COUNTY

CITIES, TOWNS AND VILLAGES HAVING

Name of Town	Superintendent or Principal 1911-1912	Population 1910	Salary per annum	No. months school	No. years in course	Enumeration June 30, 1912
Tiffin		176	*			
Tingley	E. J. Engle	380	810.00	9	12	164
Titonka		278	*			
Toronto		106	*			
Tracey			*			
Trayer	M. R. Fayran	1,283	1,400.00	9	12	339
Trenton	Harriett H. Pickett		505.00	8	8	70
Treynor		122				
Tripoli	Margaret Stinson	755	855.00	9	11	258
Troy Mills	Lee Dix		387.50	8.5	9	84
Truro	J. H. Denius	310	675.00	9	10	162
Turin	F. L. Clark	154	720.00	9	8	77
Udell	M. I. Cain	186	525.00			97
Underwood	Guy C. Wilson	271	765.00	9	10	129
Union	L. B. Carlisle	540	1,200.00	9	12	187
Unionville	Joe King		600.00	8	10	114
University Park	David Goltry	306	540.00	9	8	125
Urbana	John Winn		670.00	9	11	112
Ute	S. L. Miller	490	855.00	9	12	152
Vail	J. M. Fouts	631	900.00	9	12	282
Van Meter	H. H. Veuthuysen	386	900.00	9	12	154
Van Wert	Erven Spencer	461	680.00	8	12	193
Vanhorn	J. B. Graham	444	720.00	9	11	142
Varina	Ida Zimmerman	183	585.00	9	11	83
Victor	F. H. Phillips	640	945.00	9	12	170
Viola	Nan Welsh		337.50	9	8	109
Volga City	A. W. Phillips	416	765.00	9	12	156
Wadena	Alice Delubery	253	376.00	8	10	124
Walcott	Mary Henehan	416	700.00	10	10	161
Walker	E. S. Handley	517	900.00	9	11	146
Wall Lake	W. H. Russell	561	1,000.00	9	12	164
Walnut	R. M. Lampman	950	1,200.00	9	12	305
Wapello	J. L. Packer	1,326	1,500.00	9	13	416
Washta	J. F. Garnes	410	900.00	9	12	145
Waucoma	H. D. Matthews	433	675.00	9	11	154
Waubeek	Jean Safley		382.50	8.5	10	58
Waukee	Guy Howard	340	865.00	9	12	109
Wayland	U. G. Brown	550	950.00	9	12	223
Webb	Mabelle Eppard	150	765.00	9	10	175
Weldon	J. M. Howell	127	810.00	9	12	110
Webster	Sophia H. Strohman	308	440.00	8	11	42
Wellman	W. E. Knowlton	724	1,100.00	9	12	179
Wellsburg		288	*			
Welton		69	*			
Wesley	C. V. Ryan	457	810.00	9	12	202
West Bend	Clyde McFarlin	679	900.00	9	12	131
West Branch	F. B. Tyler	643	900.00	9	12	227
West Burlington		1,206				
West Mitchell		126	*			
West Point		570	*			
Westchester	May Winter	222	585.00	9	9	82
Westfield	Nina McFarland	143	540.00	9	11	101
Westgate	Harry L. Thompson	232	585.00	9	10	53
Westside	O. O. Vogenitz	367	1,000.00	9	12	131
Weston						
Wheatland	Frank Boeker	539	810.00	9	11	177

*No Report.

SUPERINTENDENTS 1911-1912—CONTINUED.

A POPULATION OF LESS THAN 1,500.

Enrollment year ending June 30, 1912		Number of Tuition Pupils				Number of High School Tuitioners at Expense of Public		Number of High School Tuitioners Paying Own Way		Average cost and contingent expense	No. graduates in year ending June 30, 1912		No. Teachers Employed and Average Salary not Including Superintendent or Principal			
		Grades		High School												
Total	High school	Males	Females	Males	Females	Males	Females	Males	Females		Males	Females	Males	Salary per month	Females	Salary per month
136	39	9	1	2	1	2	1			4.54	1	5			4	48.00
313	108	23	25	21	24	21	24			4.25	5	11	1	75.00	13	55.00
57										3.34					1	45.00
165	23	8	6	3	2	3	2			4.45	1	3			4	51.25
84															1	40.00
140	26	29	28	6	10	6	10			2.60	2	6	1	60.00	2	50.00
62										2.00					1	50.00
72															1	45.00
110	18	2	3	1	3	3	2			4.54	3				3	50.83
187	72			15	24	15	24			3.75	4	9			7	55.60
129	40	4	7							3.10	8	3			3	37.50
108		3								1.86	3	3			2	50.00
94	25			3	6	3	6			3.27	3	3			2	50.00
138	28	1	5		5		5			2.50	3	5			5	50.00
142	36	6	9	4	8	4	6	2	3	4.25		2			5	52.50
154	37	12	7	8	2	8	2				1	3			5	53.60
135	44	9	9	6	9	5	9	1		3.14	7	2			4	41.00
121	24	8	16		3		3			5.17		4			3	50.00
58	18	5	6	5	4	5	4			4.79					2	50.00
220	60			8	5	8	5			3.00	6	7			6	50.00
89	60											3			3	38.00
130	28	10	9	8	6	8	6				3	3			3	45.00
92	12										2				2	42.00
90	11												2	1.00	2	55.00
163	79										4	1			3	50.00
168	37	4	8	5	7	5	5		2	4.25	1	3			6	53.66
227	46	11	8	4	6	4	6			7.09	4	4			8	52.91
385	87	22	29	17	17	17	17			4.93	5	7			12	57.50
151	33	8	3	6	3	6	3			2.80	5	7			4	51.25
115	35			4	2	4	2			2.57	1	1			3	36.66
51	5										1	2			1	46.66
124	36	19	20	8	9	8	9				1	3			4	52.50
173	40	3	10	1	6	1	5			4.50	3	4	1	55.00	4	57.50
133	24	1	3	1	3	1	2		1	1.23		3			3	51.66
115	46	14	7	10	5	10	5	3	2	3.00	5	9			4	40.00
44	21			3	4	3	6			3.33	2	3			1	40.00
218	53	3	2	9	18	9	18			5.10	2	3			7	52.62
115	33										1	1			4	55.00
205																
230	79	4	8	23	10	21	10	2		1.98	1	4			6	54.00
69		4	3			2	1								1	42.47
94	26	6	8	2	4	2	4				1	2			3	52.50
62	11	10	9	2	3	1	3			2.37	3	2			1	50.00
123	26	5	6	1	4		2	1	1		4	3			2	60.00
72	35														3	46.66

GRADED SCHOOLS—REPORTS OF COUNTY SUPERINTENDENTS 1911-1912—CONTINUED.

CITIES, TOWNS AND VILLAGES HAVING A POPULATION OF LESS THAN 1,500.

Name of Town	Superintendent or Principal 1911-1912	Population 1910	Salary per annum	No. months school	No. years in course	Enumeration June 30, 1912	Enrollment year ending June 30, 1912		Number of Tuition Pupils				Number of High School Tuition Pupils whose Expense is Paid		Number of High School Tuition Pupils Paying Own Way		Average cost and contingent expense	No. graduates in year ending June 30, 1912		No. Teachers Employed and Average Salary, not Including Superintendent or Principal			
									Grades		High School												
							Total	High school	Males	Females	Males	Females	Males	Females	Males	Females		Males	Females	Males	Salary per month	Females	Salary per month
Whiting	A. E. Villine	576	900.00	9	12	314	300	54	21	19	14	8	13	8	1		6.94	5	4			6	63.24
Whittemore	Alice J. White	518	675.00	9	11	194	71	18														3	47.50
Whitten	*	219	*																				
Williams	O. T. Pettit	467	810.00	9	11	187	139	16	10	2	4	1	4	1			11.00	1	1			5	62.00
Williamsburg	G. J. Lux	1,060	1,200.00	9	12	347	321	90			16	21	16	21			2.80	4	11			10	56.00
Willow Glen	H. J. Shutts		900.00	9	11	74	78	19		2	3	7	3	7			4.55					2	50.00
Wilton	E. D. Bradley	1,157	1,000.00	9	12	293	269	67	13	10	14	16	14	15		1	3.33	8	4			10	56.00
Winfield	L. H. Van Houten	934	950.00	9	12	264	274	83	15	10	13	13	13	13			5.00	6	6			8	61.25
Winthrope	A. E. Jewett	929	765.00	9	11	154	139	30	3	3	6	5	6	5			5.00	2	3			4	50.00
Wiota	H. A. Welty	239	765.00	9	10	136	121	35	12	10	12	10	12	10				4	3			2	41.25
Woden	Mrs. F. R. Fitch	168	585.00	9	8	57	57	8									2.34					1	50.00
Woodburn	F. Ella McKillip	420	585.00	9	11	108	108	23		2	2	7	2	5		2	4.61	2	4			3	37.00
Woodward	E. A. Woodrow	712	855.00	9	12	210	191	41	12	12	4	7	4	7			4.08	1	2			5	50.00
Woolstock	Mae Wolford	394	675.00	9	10	88	69															3	47.50
Worthington	*	314																					
Wyoming	J. M. Le Winkle	733	900.00	9	12	245	218	34	14	12	6	7			6	7	4.47	3	2			6	51.00
Yale	L. R. Newby	273	675.00	9	11	91	91	11	7	4	1	3								1	50.00	2	50.00
Yarmouth	Henry Hebbel		675.00	9	9																	1	50.00
Yetter	Nella Merrill	107	450.00	9	9	67	59	4	2	3	4		4				2.45					1	48.00
Yorktown	*	228	*																				
Zearing	F. H. Figert	461	1,050.00	9	12	116	129	53	9	10	6	6	3	6	3		5.00		1			4	51.25
Zwingle	*	69	*																				

*No report.

School Location	Name of Superintendent or Principal	Months in year	Grades in course	Number of schools discontinued before June 30, 1911	Number of schools discontinued after June 30, 1911	Total number pupils transported from closed schools	Number transported by district	Number of hacks employed	Total paid for transportation for the year	Total enrollment	Total average attendance	Average cost of tuition per month per pupil	Annual salary of superintendent or principal
Buchanan—													
Brandon	Lawrence McMillan	9	10		3	50	45	3	$ 600.00	108	84	$ 2.21	$ 540.00
Newton Township	Mae Ironside	7.5	8		1	3				10	7	4.28	252.00
Buena Vista—													
Marathon	J. E. Cundy	8	12				140	6	1,828.00	282	223	3.05	1,100.00
Newell	H. C. Moeller	9	12	6		100	100	5	2,750.00	260	229	2.48	1,200.00
Truesdale	Loretta Meighen	8	10	4		77	47	1	692.96	77	53	3.02	585.00
Carroll—													
Carrollton	Emily Willey	9	8	4		78		1	280.00	78	54	2.04	540.00
Clay—													
Garfield Township	S. W. Crowder	6	10	1	5	101	103	4	1,132.50	104	63	2.76	450.00
Lake Township	Alvin Bragg	7	10				130	11	2,454.00	151	104	1.92	630.00
Webb	Mabelle Eppard	9	10	3		67	60	4	1,291.50	112	110	1.85	765.00
Dickinson—													
Lake Park	W. E. Collins	9	12							286	213	4.40	1,100.00
Milford	Charles E. Denny	9	12	4		40	50	6	2,196.75	290	218	4.88	900.00
Terril	James M. Downey	8	11	8		150	94	8	2,468.00	190	140	2.97	640.00
Emmet—													
Armstrong	F. T. Hansen	9	12	4		62	62	5	1,845.00	262	191	2.37	900.00
Dolliver	Adam Miller	9	12			37	37	3	1,125.00	82	65	3.72	900.00
Estherville	V. L. Rehn	9	12	1		21	21	2	1,026.00	925	775	3.50	1,650.00
Floyd—													
Orchard	Mary B. Norton	9	10		2	21	41	2	700.00	75	52	2.27	675.00
Rockford	W. S. Stanton	9	12	1		8	8	1	272.50	256	209	4.68	1,000.00
Hancock—													
Britt	J. L. Harper	9	12				13		165.00	301	277	2.51	1,100.00
Corwith	J. L. Lloyd	9	12				21		315.00	178	138	2.87	1,000.00
Hardin—													
New Providence	W. R. Kinzer	9	8	1		7	7	1	225.00	78	58	3.01	675.00
Union	L. B. Carlisle	9	12	1		4	4	1	241.50	187	155	3.37	1,200.00
Henry—													
Olds	Frank McCoy	9	10	1	1	32	28	2	720.00	108	96	1.90	630.00
Humboldt—													
Bode	S. A. Aas	9	10		3					64	45	4.35	855.00
Gilmore City	C. C. Knoll	9	12	3		26				248	203	2.02	900.00
Humboldt	C. R. Golly	9	12	1		6				446	393	2.31	1,200.00
Rutland	Charles Sisson	9	10	1		2				89	76	2.18	585.00
Ida—													
Ida Grove	George E. Schlafer	9	13			25	15	1	90.00	486	409	3.26	1,450.00
Jackson—													
Baldwin	E. W. Neveln	9	11	1		12	10	1	225.00	128	95	2.75	855.00
Monmouth	C. O. Mitchell	9	11	1		16	16	1	315.00	100	90	2.77	765.00
Madison—													
Truro	J. H. Denius	9	10	2		30	30	2	440.00	30	28	1.03	675.00
Marshall—													
Albion	C. Clyde Menard	9	12	5		81	77	4	1,335.24	213	179	2.40	900.00
LeGrande	E. N. Prentice	9	11	1		11	14	1	306.00	109	90	2.58	675.00
Mitchell—													
McIntire	L. E. Bowker	9	11	1			58	4	864.00	136	112	2.00	720.00
Mitchell	C. W. Bond	9	11	1		8	8	1	225.00	104	90	2.20	720.00
Orchard	Mary B. Norton	9	10	1	2	21	41	2	700.00	75	52	2.27	675.00
Osage	George H. Sawyer	9	12	2						565	483	2.84	1,700.00
St. Ansgar	Walter E. Sheldon	9	12	1		3							1,000.00
Shelby—													
Harlan	Henry P. Nielson	9	12	1		9	9	1	470.00	662	521	2.34	1,650.00
Story—													
Fernald	D. V. Masser	8	11			120	106	3	1,108.50	126	102	2.34	680.00
Van Buren—													
Farmington	A. T. S. Owen	9	12	2		33				344	277	1.91	1,080.00
Keosauqua	David Williams	9	12	3		20	5		50.00	303	224	2.26	1,137.50
Stockport	Esther A. M. Grove	9	11	2		30				171	141	2.17	800.00
Washington—													
Crawfordsville	A. B. Hinshaw	9	12	7	1	85	85	6	2,970.00	225	193	2.15	810.00
Winnebago—													
Buffalo Center	F. S. Wright	9	12	6		109	109	7	1,962.00	387	302	2.33	1,125.00
Forest City	W. J. Hunt	9	12	1		15	15	1	450.00	487	420	2.09	1,260.00
Leland	Theodore Thorson	8	8	1		16	16	1	304.00	82	55	2.07	520.00
Thompson	I. E. Wiseman	9	11	1		18	18	1	393.75	171	130	2.13	765.00
	Totals			84	18	1,554	1,643	93	$ 34,607.20	10,217	8,254	$ 2.60	$ 42,305.00

INDEX

PART I.

Arbor Day—
Proclamations of governor....83-86
Announcements of superintendent of public instruction concerning.84-88
Biennial report—thirty-sixth of the superintendent of public instruction.7-34
Certificates validated for life—
Uniform county certificates....104-106
State certificates 106
Circular letters 50-81
Fees—
Suggestion concerning 104
Letter of transmittal 5
Normal institutes appointed for years 1911 and 1912....93-96
Normal training in high schools....34-38
Endorsement of—by city superintendents....39-42
Officers—Department of public instruction 3
Official calls 45-50
Passing to state certificate 103
Regulations governing issuance of uniform county certificates by examination and renewal....97-112
Passing to state certificate.... 103
Regular examinations 97-101
Renewal of regular uniform county certificates....102-103
Special uniform county certificates 101-102
Suggestion concerning fees 104
Regular examinations—uniform county certificates....97-101
Renewal of uniform county certificates 102-103
Special uniform county certificates 101-102
State board of educational examiners—
Names and addresses 3
Suggestion concerning fees—uniform county certificates.... 104
Superintendents of public instruction of the territory and state of Iowa 6

PART II.

Abstract [A] reports of county superintendents—pupils, enumeration, enrollment—corporations, directors, teachers, etc.—
1910-1911, Part II....26-33
1911-1912, Part II....158-165
Abstract [B], reports of county superintendents—school of finances—
1910-1911, Part II....34-51
1911-1912, Part II....166-183
Abstract [C], reports of county superintendents—certificates issued by educational board of examiners—register of certificates—
July 1, 1910, to June 30, 1911, Part II....52-59
July 1, 1911, to June 30, 1912, Part II....184-187
Abstract [D], reports of county superintendents—buildings and grounds—meetings, school visitation, appeals, compensation, etc.—
July 1, 1910, to June 30, 1911, Part II....60-63
July 1, 1911, to June 30, 1912, Part II....188-191

Abstract [E], reports of county superintendents—teachers normal institutes, institute faculties—
July 1, 1910, to June 30, 1911, Part II....64-74
July 1, 1911, to June 30, 1912, Part II....
Abstract [F], reports of county superintendents—corporations, directors, teachers—
June 30, 1911, Part II....
June 30, 1912, Part II....75-76
Abstract [G], reports of county superintendents—special library report—
July 1, 1910, to June 30, 1911, Part II....202-203
July 1, 1911, to June 30, 1912, Part II....78-81
Abstract [H], reports of county superintendents—private, denominational and higher educational institutions by counties—
July 1, 1910, to June 30, 1911, Part II....204-207
July 1, 1911, to June 30, 1912, Part II....82-97
Amount expended for libraries—
1910-1911, Part II....208, 221
1911-1912, Part II....79, 81
Amount of tuition received—
1910-1911, Part II....205, 207
1911-1912, Part II....27, 29, 34, 36
Apparatus, value of—
1910-1911, Part II....159, 161, 166, 168
1911-1912, Part II....27, 29
Appeals to county superintendents—number of cases—
1910-1911, Part II....159, 161
1911-1912, Part II....62-63
Attendance and enrollment—
1910-1911, Part II....190-191
1911-1912, Part II....26, 28
Attendance—average in graded schools —
1910-1911, Part II....158, 160
1911-1912, Part II....99-103
Upon enrollment—
1910-1911, Part II....222-231
1911-1912, Part II....99, 101
Upon enumeration, ibid.
Average compensation of teachers per month—
1910-1911, Part II....223-229
1911-1912, Part II....31, 33, 99-130
Average number of months employed—
1910-1911, Part II....163, 165, 223-265
1911-1912, Part II....33
Average number of months taught in each school—
1910-1911, Part II....165
1911-1912, Part II....30, 32
Average number of months taught on each certificate—
1910-1911, Part II....162, 164
1911-1912, Part II....33
Bond fund—school building—receipts and expenditures—
1910-1911, Part II....
1911-1912, Part II....46-49
Bonds—school—outstanding—
June 30, 1911, Part II....178-181
June 30, 1912, Part II....50-51
Buildings and grounds—
June 30, 1911, Part II....182-183
June 30, 1912, Part II....60-61
Certificates issued by educational board of examiners—
July 1, 1910, to June 30, 1911, Part II....188-189
July 1, 1911, to June 30, 1912, Part II....52-54
Issued—registered—number of—
1910-1911, Part II....184-186
1911-1912, Part II....31-33
....163-165

Registered by county superintendents—
July 1, 1910, to June 30, 1911, Part II....56-59
Cities having population of 3,000 or more by census of 1910—graded schools in—
1910-1911, Part II....98-99
1911-1912, Part II....222-225
Having a population of 1,500 or more but less than 3,000—
1910-1911, Part II....100-101
1911-1912, Part II....226-229
Cities, towns and villages having a population of less than 1,500—graded schools in—
1910-1911, Part II....108-130
1911-1912, Part II....230-265
Compensation and expense of county superintendents—
1910-1911, Part II....62-63
1911-1912, Part II....190-191
Compensation of teachers—average per month—
1910-1911, Part II....31-33
1911-1912, Part II....163-165
Consolidated schools—
1910-1911, Part II....131-133
1911-1912, Part II....266-267
Contingent fund—receipts—disbursements—
July 1, 1910, to June 30, 1911, Part II....42-45
July 1, 1911, to June 30, 1912, Part II....174-177
Corporations—school—number of—
1910-1911, Part II....30, 32, 75, 76
1911-1912, Part II....162, 164, 202, 203
Number—kind—
1910-1911, Part II....75-76
1911-1912, Part II....202-203
County superintendents—
Compensation and expenses of—
1910-1911, Part II....62-63
1911-1912, Part II....190-191
Names and addresses of—Part II....24-25
Reports of—
1910-1911, Part II....26-130
1911-1912, Part II....158-265
Denominational, private and higher educational institutions—statistics of by counties—
July 1, 1910, to June 30, 1911, Part II....82-97
July 1, 1911, to June 30, 1912, Part II....208-221
Diplomas issued by educational board of examiners—
July 1, 1910, to June 30, 1911, Part II....3-22
July 1, 1911, to June 30, 1912, Part II....137-156
Registered by county superintendents—
July 1, 1910, to June 30, 1911, Part II....56-58
Directors—school—number of—
1910-1911, Part II....30, 32, 75, 76
1911-1912, Part II....162, 164, 202, 203
Districts provided with libraries—number of—
1910-1911, Part II....79, 81
1911-1912, Part II....205, 207
Educational institutions—private, denominational and higher—by counties—
1910-1911, Part II....82-97
1911-1912, Part II....208-221
Educational meetings held by county superintendents—
July 1, 1910, to June 30, 1911, Part II....62, 63
July 1, 1911, to June 30, 1912, Part II....190, 191

Effect of stimulants and narcotics—
Number of rooms in which taught—
1910-1911, Part II....27, 29
1911-1912, Part II....159, 161
Employment of teachers—total number of months of—
1910-1911, Part II....31, 33
1911-1912, Part II....163, 165
Enrollment and attendance in public schools—
1910-1911, Part II....26, 28
1911-1912, Part II....158, 160
Enrollment in private, denominational and higher educational institutions—
1910-1911, Part II....82-97
1911-1912, Part II....209-221
Enrollment—total in graded schools—
1910-1911, Part II....102, 103, 98-130
1911-1912, Part II....230-231, 222-265
Enumeration—by counties—
1910-1911, Part II....26, 28
1911-1912, Part II....158, 160
In graded school districts—
1910-1911, Part II....102, 103, 98-130
1911-1912, Part II....230-231, 222-265
Examination of teachers—number and grades of certificates issued—
By counties—
1910-1911, Part II....31, 33, 52-55
1911-1912, Part II....163, 165-184-187
Expended for library books—
1910-1911, Part II....79-81
1911-1912, Part II....205-207
Finances—school—by funds—
1910-1911, Part II....34-51
1911-1912, Part II....166-183
Funds—contingent—receipts and disbursements—
By counties—
1910-1911, Part II....42-45
1911-1912, Part II....174-177
School building bond—receipts and expenditures—
By counties—
1910-1911, Part II....46-49
1911-1912, Part II....178-181
Schoolhouse—receipts and expenditures—
By counties—
1910-1911, Part II....38-41
1911-1912, Part II....170-173
Teachers' institute—receipts and expenditures—
By counties—
1910-1911, Part II....64-67
1911-1912, Part II....192-195
Teachers—receipts and expenditures—
By counties—
1910-1911, Part II....34-37
1911-1912, Part II....166-169
Funds—school—by counties—
1910-1911, Part II....34-51
1911-1912, Part II....166-183
Graded schools in cities having population of 3,000 or more by census of 1910—statistics of—
1910-1911, Part II....98-99
1911-1912, Part II....222-225
In cities having population of 1,500 or more and less than 3,000 by census of 1910—
1910-1911, Part II....100-101
1911-1912, Part II....226-229

Graduates of private, denominational and higher educational institutions—number of—
1910-1911, Part II....83-97
1911-1912, Part II....209-221
Higher, private and denominational educational institutions—statistics of—by counties—
1910-1911, Part II....82-97
1911-1912, Part II....208-221
Higher schools—enrollment in—number graduated—
1910-1911, Part II....98-130
1911-1912, Part II....223-265
Income of private, denominational and higher educational institutions—
1910-1911, Part II....83-97
1911-1912, Part II....209-221
Indebtedness of school corporations—interest-bearing—amount—
1910-1911, Part II....50-51
1911-1912, Part II....182-183
Independent city, town and village corporations—number of—
1910-1911, Part II....30, 32, 75, 76
1911-1912, Part II....162, 164, 202, 203
Independent districts—rural—number of—
1910-1911, Part II....30, 32, 75, 76
1911-1912, Part II....162, 164, 202, 203
Institute faculties—
July 1, 1910 to June 30, 1911, Part II....68-74
July 1, 1911, to June 30, 1912, Part II....196-201
Institute—teachers normal—held—session—attendance—receipts and expenditures—
July 1, 1910, to June 30, 1911, Part II....64-67
July 1, 1911, to June 30, 1912, Part II....192-195
Institutions—private, denominational and higher educational, by counties—
1910-1911, Part II....82-97
1911-1912, Part II....208-221
Instructors in teachers' institute—see institute faculties.
Interest-bearing indebtedness—see indebtedness.
Kindergarten certificates issued by educational board of examiners—
July 1, 1910, to June 30, 1911, Part II....52, 54
July 1, 1911, to June 30, 1912, Part II....184, 186
Registered by county superintendents—
July 1, 1910, to June 30, 1911, Part II....57, 59
Libraries—district—number of volumes in—
By counties—
1910-1911, Part II....27, 29
1911-1912, Part II....159-161
Number of volumes purchased—
1910-1911, Part II....78, 80
1911-1912, Part II....204, 206
Libraries—number of districts provided with—amount expended for—library cases—see special library report.
Library report—special—
1910-1911, Part II....78-81
1911-1912, Part II....204, 207
List of persons receiving state licenses—
1910-1911, Part II....3-22
1911-1912, Part II....138-156
Location of private, denominational and higher educational institutions—
1910-1911, Part II....82-96
1911-1912, Part II....208-220
Months school—number of in year in graded schools—see graded schools.
Months taught—average number of in each school—
1910-1911, Part II....30, 32
1911-1912, Part II....162, 164

Months taught on each certificate—average—
1910-1911, Part II.....31, 33
Months teachers were employed—total—average—
1910-1911, Part II.....31, 33
1911-1912, Part II.....163, 165
Narcotics—effects of stimulants and number of rooms in which taught—
1910-1911, Part II.....27, 29
1911-1912, Part II.....159, 161
Necessary number of teachers to fill schools—
1910-1911, Part II.....31, 33
1911-1912, Part II.....163-165
Normal institutes held—
July 1, 1910, to June 30, 1911, Part II.....64-67
July 1, 1911, to June 30, 1912, Part II.....192-195
Normal institutes—teachers—sessions—attendance—receipts and expenditures—
July 1, 1910, to June 30, 1911, Part II.....64-67
July 1, 1911, to June 30, 1912, Part II.....192-195
Number certificates registered—issued—
1910-1911, Part II.....31, 33
1911-1912, Part II.....163, 165
Number districts provided with libraries—see special library report.
Number of schoolhouses—
1911, Part II.....27, 29, 60, 61
1912, Part II.....159, 161, 188, 189
Number teachers employed—necessary—
1910-1911, Part II.....31, 33
1911-1912, Part II.....163, 165
Number of volumes purchased—see special library report.
Outstanding bonds and interest-bearing warrants of school districts—Amount by counties—
1911, Part II.....50, 51
1912, Part II.....182-183
Persons receiving state licenses—list of—
July 1, 1910, to June 30, 1911, Part II.....3-22
July 1, 1911, to June 30, 1912, Part II.....138-156
Population of cities, towns and villages, census of 1910—
Part II.....222-265
Presidents of private, denominational and higher educational institutions—
1911, Part II.....82-96
1912, Part II.....208-220
Primary certificates issued by educational board of examiners—
July 1, 1910, to June 30, 1911, Part II.....3-22
July 1, 1911, to June 30, 1912, Part II.....138-156
Registered by county superintendents—
July 1, 1910, to June 30, 1911, Part II.....56, 58
Principals of private, denominational and higher educational institutions—see presidents.
Principals of graded schools—
1911, Part II.....98-100, 108-130
1912, Part II.....222-228, 236-265
Private, denominational and higher educational institutions—statistics of—by counties—
1910-1911, Part II.....82-97
1911-1912, Part II.....208-221
Professors in private, denominational and higher educational institutions—number of—
1910-1911, Part II.....83-97
1911-1912, Part II.....209-221
Provisional certificates issued—registered—
1910-1911, Part II.....52, 54, 56-59
1911-1912, Part II.....184, 186

Pupils—enumeration—enrollment—attendance—
1910-1911, Part II.....26-28
1911-1912, Part II.....158-160
Non-resident—number—tuition—
1910-1911, Part II.....27, 29
1911-1912, Part II.....159-161
Registration of certificates—number—
1910-1911, Part II.....57, 59
Reports of county superintendents—
1910-1911, Part II.....26-133
1911-1912, Part II.....158-265
Rooms in graded schools—in rural schools—number of—
1910-1911, Part II.....30, 32
1911-1912, Part II.....162, 164
Rooms in which effects of stimulants and narcotics are taught—number of—
1910-1911, Part II.....27, 29
1911-1912, Part II.....159, 161
Salaries of superintendents and principals of graded schools—
1910-1911, Part II.....98-130
1911-1912, Part II.....222-265
Of teachers—average—ibid.
School finances—
1910-1911, Part II.....34-51
1911-1912, Part II.....166-183
Schoolhouse fund—receipts—expenditures—by counties—
1910-1911, Part II.....38-41
1911-1912, Part II.....170-173
Schoolhouses and sites—number and condition—
1911, Part II.....60-61
1912, Part II.....188-189
School libraries—see special library report.
School townships—number of—
1911, Part II.....30, 32, 75, 76
1912, Part II.....162, 164, 202, 203
School visitation by county superintendents—
1910-1911, Part II.....62, 63
1911-1912, Part II.....190, 191
Special library report—number volumes purchased—amount expended—
1910-1911, Part II.....78-81
1911-1912, Part II.....204-207
State certificates issued by educational board of examiners—
1910-1911, Part II.....3-22
1911-1912, Part II.....138-156
Number registered by county superintendents—
1910-1911, Part II.....56, 58
State licenses issued—summary of—
July 1, 1910, to June 30, 1911, Part II.....3
July 1, 1911, to June 30, 1912, Part II.....137
List of persons receiving—
1910-1911, Part II.....3-22
1911-1912, Part II.....138-156
Statistics—
1910-1911, Part II.....3-133
1911-1912, Part II.....137-267
Stimulants and narcotics—effects of—number of rooms in which taught—
1910-1911, Part II.....27, 29
1911-1912, Part II.....159, 161
Students in private, denominational and higher educational institutions—number of—
1910-1911, Part II.....83-97
1911-1912, Part II.....209-221

Sub-districts—number of—
1910-1911, Part II....30, 32, 75, 76
1911-1912, Part II....162, 164, 202, 203
Summary of state licenses issued—
July 1, 1910, to June 30, 1911, Part II....3
July 1, 1911, to June 30, 1912, Part II....137
Superintendents—county—names and addresses—
Part II....24, 25
Reports of—
1910-1911, Part II....26-133
1911-1912, Part II....158-267
Superintendents of graded schools—
1910-1911, Part II....98-130
1911-1912, Part II....222-265
Teachers—number—employment—compensation—examination—registration—necessary—
1910-1911, Part II....31, 33
1911-1912, Part II....163, 165
Number employed—necessary—
1910-1911, Part II....75, 76
1911-1912, Part II....202, 203
Number employed in graded schools—
1910-1911, Part II....99-130
1911-1912, Part II....223-265
Average salary of—ibid.
Teachers' fund—receipts and expenditures—
1910-1911, Part II....34-37
1911-1912, Part II....166-169
Teachers' normal institute—sessions—attendance—receipts and expenditures—
1910-1911, Part II....64-67
1911-1912, Part II....192-195
Towns and villages having a population less than 1,500—graded schools in—
1910-1911, Part II....108-130
1911-1912, Part II....232-265
Townships—school—number of—
1910-1911, Part II....30, 32, 75, 76
1911-1912, Part II....162, 164, 202, 203
Trees—number on school sites—
1910-1911, Part II....60, 61
1911-1912, Part II....188, 189
Tuition—average per month—by counties—
1910-1911, Part II....27, 29
1911-1912, Part II....159, 161
Received from non-resident pupils—
1910-1911, Part II....27, 29
1911-1912, Part II....159-161
Uniform county certificates issued by educational board of examiners—
July 1, 1910, to June 30, 1911, Part II....52, 54
July 1, 1911, to June 30, 1912, Part II....184-186
Registered by county superintendents—
July 1, 1910, to June 30, 1911, Part II....56, 58
Value of apparatus—
1910-1911, Part II....27, 29
1911-1912, Part II....159, 161
Value of schoolhouses—ibid.
Villages—cities and towns having a population less than 1,500—statistics of graded schools in—see cities.
Visitation of schools—
By county superintendents—
1910-1911, Part II....62, 63
1911-1912, Part II....190, 191

Volumes in libraries—number of—
1911, Part II....27, 29
1912, Part II....159, 161
Volumes purchased—number—see special library report.
Voluntary efforts—money raised by for school libraries—ibid.
Warrants—school—outstanding interest-bearing—
1911, Part II....50, 51
1912, Part II....182, 183