Iowa Public Library Statistics

1992 - 1993

INFORMATION IOWA

The State Library of Iowa

IOWA PUBLIC LIBRARY STATISTICS 1992-1993

Sharman B. Smith, Director, State Librarian
Christie Brandau, Assistant State Librarian
Gerry Rowland, Editor

STATE LIBRARY OF IOWA
EAST 12TH AND GRAND
DES MOINES, IOWA 50319

This publication was partially funded under the Library Services and Construction Act administered by the State Library of Iowa

Iowa public library statistics / State Library Commission of Iowa. - Des Moines, State Library of Iowa, Office of Library Development.
v. 22 x 28 cm.

1. Public libraries - Iowa - Statistics - Periodicals.

Table of Contents

Introduction/Explanatory Notes/Acknowledgements/Table of Cities and Size Codes 1

I. INCOME
By Library 10
Tables of Totals and Averages 23

II. EXPENDITURES
By Library 27
Tables of Totals and Averages 49

III. ACQUISITIONS
By Library 54
Tables of Totals and Averages 66

IV. HOLDINGS
By Library 68
Tables of Totals and Averages 80

V. CIRCULATION
By Library 82
Tables of Totals and Averages 94

VI. PERSONNEL/EDUCATION LEVELS/FTE
By Library 96
Tables, Including Salary Study 108

VII. OUTPUT MEASURES
Tables 111

VIII. COUNTY STUDY
Tables 115

Introduction

Content and Format

The 1992-93 edition of the Iowa Public Library Statistics includes information on income, expenditures, acquisitions, holdings, circulations, personnel, and output measures. Introductory and explanatory material and a county by county study are also included.

The 1992-93 edition presents data in the following formats:

- •data from individual libraries;
- •state totals and averages, by size;
- •county data for income, holdings, and circulation.

Analysis by Region is not included in this publication.

Library listings are by Size Code, alphabetically by city. Listing by Size Code allows each library to compare itself with other libraries in cities of similar size. Surveys from 499 libraries which reported their data are included in this publication. A Table of Cities and Size Codes is included to assist users of the publication in locating any given library in the individual library tables.

The county study provides per capita studies of income, holdings and circulation for each county. The county study provides a true per capita because it includes the total population of the county.

The second edition of In Service to Iowa emphasizes turnover rate, percent of the collection added, and percent of the collection withdrawn. These collection development indicators are included in the data for individual libraries. Turnover rate is listed under Circulation; % withdrawn is listed under Holdings; and % added is listed under Acquisitions in this edition of the Iowa Public Library Statistics.

National Data, Iowa Rankings

According to the most recent national data, Iowa ranked as follows in selected categories: (all categories are per capita)

Category	Total Income	Hours	Books/Serials	Circulations
Rank	31	2	9	9

Category	ILL/ Loaned	Library Visits	Reference	
Rank	14	9	32	

National Data Collection Time Table

The FY93 timetable for the Public Library Statistics is as follows:

6/1/93	General Information Survey mailed to public libraries
7/31/93	General Information Survey returned to Regional Libraries
7/31/93	General Information Surveys returned to the State Library
11/23/93	Printed tables available from data processing
12/1/93	Public Library Statistics sent to the printer
12/26/93	Public Library Statistics mailed to libraries
6/1/94	Iowa data sent in electronic format to the Federal State Cooperative System for Public Library Statistics(FSCS).

Importance and Use of Public Library Statistics

At the local, regional, and state level, public library statistics are used for:

- •comparative analysis with other libraries
- •justification of budget requests
- •tracking of inputs and outputs over time
- •as part of planning and role setting
- •evaluating grant and other programs

At the national level, the U.S. Congress recognized the need for more and better data to assist in the public debate on Education and the role of the public library nationwide with the passage of Public Law 100-297, the Hawkins-Stafford Elementary and Secondary School Improvement Act. As part of the Act, Congress established FSCS to collect and disseminate national public library data through a cooperative system involving State Libraries, the National Commission on Library and Information Science, and the National Center for Education Statistics.

The FSCS cooperative has collected and published national public library data since 1988. Iowa data is included in an annual publication, Public Libraries in the U.S., which is mailed to every public library. The definitions used in our General Information Survey are based on FSCS definitions. FSCS definitions have been approved by the 51 State Data coordinators after a careful evaluation by the FSCS Steering Committee. New data elements are introduced very carefully, and are evaluated for a 3-year period before they are officially adopted.

Income

Iowa public libraries reported total income of $54.7 million in FY93, compared with $51.8 million in FY92, an increase of 5%. Nationally, public library income was $4.6 billion. The following percentages compare income by various types in Iowa and nationally:

	% Local	% State	% Federal	% Other
National	76.8	13.1	1.2	9.0
Iowa	82.3	.9	.9	13.2

Expenditures

Iowa public libraries reported expenditures of $54.5 million in FY93, as compared with $49.1 million dollars in FY92, an increase of 11%. Much of the increased expenditures came as a result of capital outlay, which increased from $4.2 million to $6.3 million, an increase of 50%.

Nationally, the 9050 public libraries had total operating expenditures of $4.3 billion, unchanged from the previous year. Of the national expenditures, 63.7% was for staff and 15.4% was for collection. In Iowa, 54.6% of expenditures were for staff and 14.8% was for collection.

An "average" Iowa public library spent the following in FY93: Salaries/wages, $48,155; Fringe benefits, $9,573; Books, $12,042; Periodicals, $2,155; Other materials, $1,897; Plant operation, $6,302; Equipment, $2,515; Other expenditures, $11,192; Capital outlay, $12,603. The population served by this "average" library was 4,409. For averages by Size Code, see the tables of averages at the end of the Expenditures section.

Acquisitions

In FY93, Iowa public libraries purchased 787,306 items, or 6.95% of their existing collections. Acquisitions were as follows:

Print volumes	Gvt. documents	Audio	Video
680,696	33,381	29,470	29,203

The percentages of various categories of Items purchased are illustrated in the following graphic:

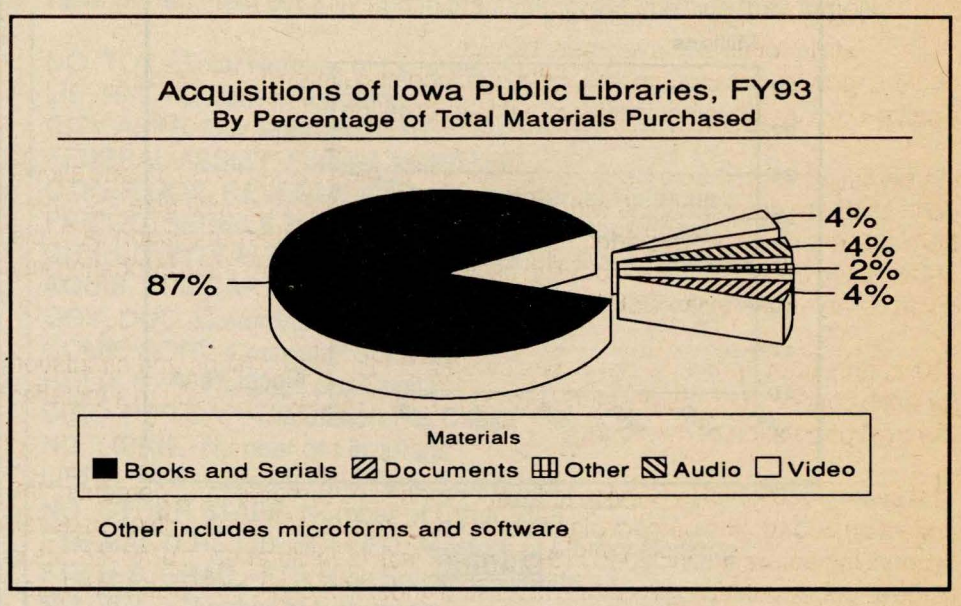

Holdings

Iowa public libraries had a total of 11.5 million items in FY93, an increase of 3% from FY92 . Iowa holdings equalled 3.74 volumes per capita as compared with the national average of 2.61 volumes per capita. Books comprised 10.1 million volumes, or 95%, of the collections in Iowa public libraries.

Circulation

Total circulation of all materials from Iowa public libraries was 25.1 million items in FY93, an increase of 3% over FY92. Book circulation was 78% of total circulation. The pattern of increasing circulation has continued over the past 6 years, as illustrated by the following graph:

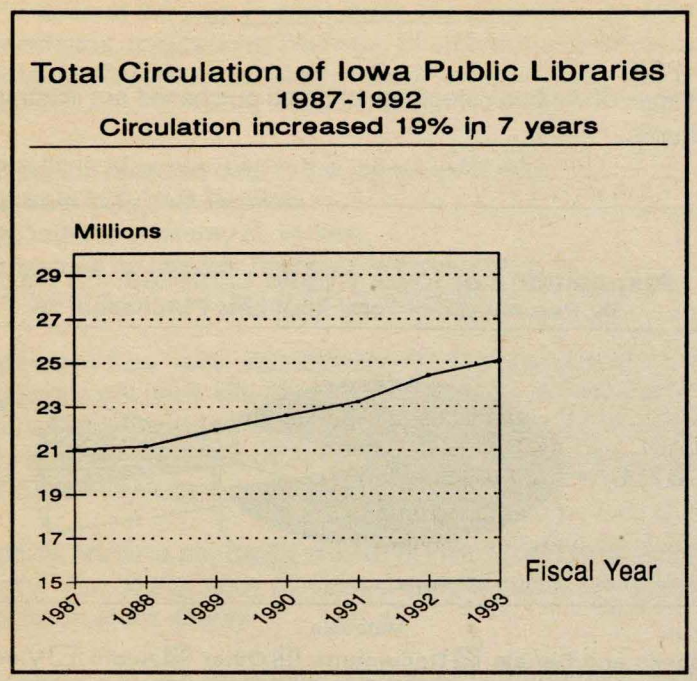

Staffing

Iowa public libraries employed 1,186 librarians (729 FTE) in FY93. Full-time equivalency is determined by dividing the number of hours worked in a typical week by 40. Iowa libraries employed 1,221 other staff (597 FTE) in FY93. There were 232 FTE employees with the Masters in Library Science degree in Iowa public libraries. Iowa ranks 29th in the nation in number of MLS staff per capita.

Output Measures

Iowa public libraries provided a very high level of service to patrons in FY93. 80% of the citizens of Iowa were registered borrowers of a local public library. There were 1.6 million registered borrowers in the 499 reporting libraries.

In the "average" Iowa public library (serving an "average"population of 4,409) during 1992-93, the following activities occurred: 18,732 items were used in the library; there were 24,533 library visits; 3,165 reference questions were asked; and 214 items were borrowed on interlibrary loan. In the "average" Iowa public library, library users found the title they were looking for 80% of the time (Title Fill Rate), and they found the subject or author they were looking for 84% of the time (Author/ Subject Fill Rate).

Library customers found something of interest in the library 90% of the time (Browser Fill Rate). When items were not immediately available, 50% were made available within 7 days, 20% were made available within 14 days, and 17% were available within 30 days. 13% of requested materials were not available within 30 days.

Iowa public libraries borrowed 107,015 items for their customers in FY93, a slight decrease from FY92. The pattern of an increasing number of items borrowed per week is illustrated by the following graphic:

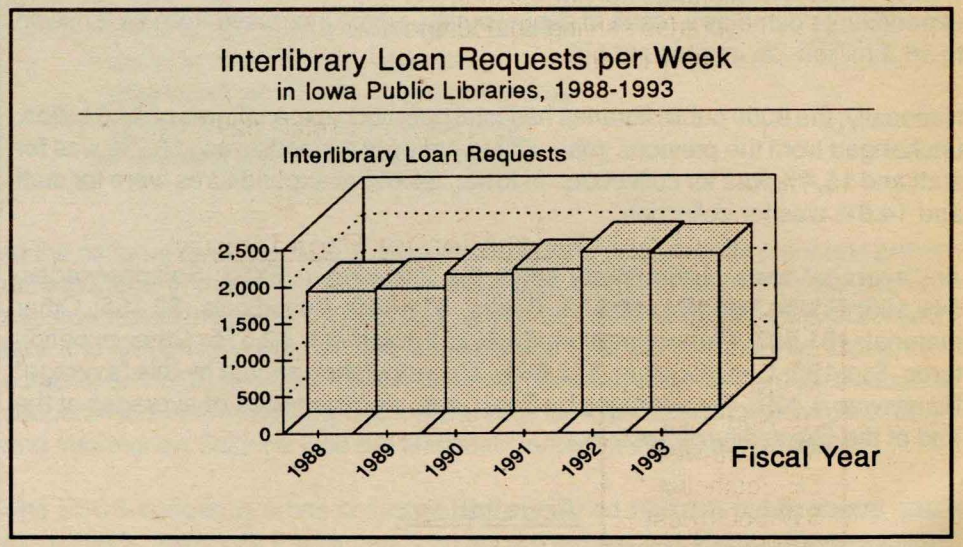

If you have questions, or suggestions for improving this document, please contact Gerry Rowland, Library Development Consultant, at (800) 248-4483 or (515) 281-7573.

Explanatory Notes

Library Size Codes

Library Size Codes are based on the jurisdiction population of the city, i.e. the population of the city which the library was established to serve. Population figures are taken from the 1990 U.S. Census. County libraries have a separate designation.

Library Size Code	Population	Number of Libraries
A -	libraries serving less than 500 -	140
B -	libraries serving 500 - 999 -	131
C -	libraries serving 1,000 - 2,499 -	137
D -	libraries serving 2,500 - 4,999 -	50
E -	libraries serving 5,000 - 9,999 -	37
F -	libraries serving 10,000 - 24,999 -	13
G -	libraries serving 25,000 - 49,999 -	9
H -	libraries serving 50,000 and over -	8
I -	county libraries -	4
	Total -	529

Regional Designation for Each Library

CE-Central
EC-East Central
NC-North Central
NE-Northeast
NW-Northwest
SE-Southeast
SW-Southwest

----indicates no response or 0 (zero). This edition does not distinguish between a response of "0" and a response of "blank" or "not applicable."

Abbreviations

The following abbreviations are used in the tables. For ease of reading we have written them out fully and in the same order in which they appear.

NO. TOT.- Total Number of Libraries
LIB. RPT.- Libraries Reporting
CITY APPR.-City Appropriation
FEDERAL ASSIST.-Federal Assistance
OTHER GOV. REVENUE-Other Governmental Revenue
PERIOD. SERIALS-Periodicals and Serials (magazines)
CITY/COUNTY PLANT OPER.- City/County Plant Operation
AQUIS. PER CAP.- Acquisitions Per Capita
GOV. DOC.-Government Documents
COMP. SOFT.-Computer Software
HOLD. CAP.-Holdings per Capita
CIRC. PER CAP.-Circulation Per Capita
NO. LIBRN.- Number of Librarians
LIBRN. FTE- Librarian Full Time Equivalent
NO. OTHER STAFF- Number of Other Staff
FTE MASTERS LIB. SCI.- FTE Masters of Library Science
FTE H.S. GRAD.- FTE High School Graduate
NO. VOL..- Number of Volunteers
ANN. VOL. HRS.- Annual Volunteer Hours
PERCENT BORROWER TO POP. RATIO- Percent of Borrower to Population Ratio
IN-LIB. MAT. USE- In-Library Materials Use
ANN. NO. LIB. VISITS- Annual Number of Library Visits
REPORTING POP.- Reporting Population
PER CAPITA MAT. USE- Per Capita Materials Use
PER CAPITA LIB. VISITS- Per Capita Library Visits
SUB./AUTH. FILL RATE- Subject/Author Fill Rate
REF. TRANS. PER CAPITA- Reference Transaction Per Capita

Acknowledgements

Thank you to the diligent team who contribute so much to this publication:

Doris Collette, Word Processing, State Library
Rich Youds, Systems Analyst, General Services
The Iowa Regional Library System and The State Library of Iowa

TABLE OF CITIES AND SIZE CODES

CITY	SIZE CODE	CITY	SIZE CODE	CITY	SIZE CODE	CITY	SIZE CODE
Ackley	C	Bennett	A	Clearfield	A	Earlham	C
Adair	B	Bettendorf	G	Cleghorn	A	Earlville	B
Adel	D	Birmingham	A	Clermont	B	Early	B
Agency	B	Blairstown	B	Clinton	G	Eddyville	C
Akron	C	Blakesburg	A	Clutier	A	Edgewood	B
Albert City	B	Bloomfield	D	Coggon	B	Eldon	C
Albia	D	Bode	A	Colesburg	A	Eldora	D
Alden	B	Bonaparte	A	Colfax	C	Eldridge	I
Alexander	A	Bondurant	C	Collins	A	Elgin	B
Algona	E	Boone	F	Colo	B	Elk Horn	B
Allerton	B	Boyden	B	Columbus Junction	C	Elkader	C
Allison	C	Britt	C	Conrad	B	Elliott	A
Alta	C	Brooklyn	C	Coon Rapids	C	Ellsworth	A
Alta Vista	A	Buffalo Center	C	Coralville	F	Elma	B
Alton	C	Burlington	G	Corning	C	Ely	B
Altoona	E	Burt	B	Correctionville	B	Emerson	A
Ames	G	Bussey	A	Corwith	A	Emmetsburg	D
Anamosa	E	Calamus	A	Coulter	A	Essex	B
Anita	C	Callender	A	Council Bluffs	H	Estherville	E
Ankeny	F	Calmar	C	Cresco	D	Evansdale	D
Anthon	B	Camanche	D	Creston	E	Everly	B
Aplington	C	Cambridge	B	Cumberland	A	Exira	B
Archer	A	Cantril	A	Dallas Center	C	Fairbank	C
Arlington	A	Carlisle	D	Davenport	H	Fairfax	B
Armstrong	C	Carroll	E	Dayton	B	Fairfield	E
Arnolds Park	B	Carter Lake	D	Decorah	E	Farmersburg	A
Arthur	A	Cascade	C	Delhi	A	Farmington	B
Ashton	A	Casey	A	Denison	E	Fayette	C
Atkins	B	Cedar Falls	G	Denver	C	Fenton	A
Atlantic	E	Cedar Rapids	H	Des Moines	H	Fertile	A
Auburn	A	Center Point	C	Desoto	C	Fonda	B
Audubon	D	Centerville	E	Dewitt	D	Fontanelle	B
Aurora	A	Central City	C	Dexter	B	Forest City	D
Avoca	C	Chariton	D	Dike	B	Fort Atkinson	A
Badger	B	Charles City	E	Donnellson	B	Fort Dodge	G
Bagley	A	Charter Oak	A	Doon	A	Fort Madison	F
Bancroft	B	Chelsea	A	Dows	B	Fredericksburg	C
Batavia	B	Cherokee	E	Dubuque	H	Galva	A
Battle Creek	B	Churdan	A	Dumont	B	Garnavillo	B
Bayard	B	Clare	A	Duncombe	A	Garner	D
Beaman	A	Clarence	B	Dunkerton	B	Garrison	A
Bedford	C	Clarinda	E	Dunlap	C	Garwin	B
Belle Plaine	D	Clarion	D	Dyersville	D	George	C
Bellevue	C	Clarksville	C	Dysart	C	Gilman	B
Belmond	D	Clear Lake	E	Eagle Grove	D	Gilmore City	B

The 499 libraries which submitted reports for FY93 are listed alphabetically in this table. The tables in this volume are listed by Size Code. Use this table to determine a library's Size Code.

TABLE OF CITIES AND SIZE CODES

CITY	SIZE CODE	CITY	SIZE CODE	CITY	SIZE CODE	CITY	SIZE CODE
Gladbrook	B	Jewell	C	LuVerne	A	Mt Ayr	C
Glenwood	D	Johnston	D	Madrid	C	Mt Pleasant	E
Gowrie	C	Joice	A	Malvern	C	Murray	B
Graettinger	B	Kalona	C	Manchester	E	Muscatine	F
Grafton	A	Kanawha	B	Manly	C	Nashua	C
Grand Junction	B	Kensett	A	Manning	C	Nevada	E
Granger	B	Keokuk	F	Manson	C	New Albin	B
Greene	C	Keosauqua	C	Mapleton	C	New Hampton	D
Greenfield	C	Keota	C	Maquoketa	E	New Hartford	B
Grimes	D	Keystone	B	Marathon	A	New London	C
Grinnell	E	Kimballton	A	Marble Rock	A	New Sharon	C
Griswold	C	Kingsley	C	Marcus	C	New Virginia	A
Grundy Center	C	Klemme	B	Marengo	C	Newell	C
Guthrie Center	C	Knoxville	E	Marion	F	Newhall	B
Guttenberg	C	La Porte City	C	Marshalltown	G	Newton	F
Hampton	D	Lacona	A	Martelle	A	Newton	I
Hanlontown	A	Lake City	C	Mason City	G	Nora Springs	C
Harcourt	A	Lake Mills	C	Massena	A	North English	B
Harlan	E	Lake Park	B	Maxwell	B	North Liberty	D
Harper's Ferry	A	Lake View	C	Maynard	B	Northwood	C
Havelock	A	Lakota	A	McGregor	B	Norwalk	E
Hawarden	C	Lamoni	C	Mechanicsville	C	Norway	B
Hawkeye	A	Lamont	A	Mediapolis	C	Oakland	C
Hedrick	B	Lansing	C	Melbourne	B	Ocheyedan	B
Hiawatha	D	Larchwood	B	Melvin	A	Odebolt	C
Hillsboro	A	Laurens	C	Menlo	A	Oelwein	E
Holstein	C	Lawley	B	Merrill	B	Ogden	C
Hopkinton	B	Le Grand	B	Meservey	A	Olin	B
Hubbard	B	Le Mars	E	Milford	C	Onawa	D
Hudson	C	Ledyard	A	Milo	B	Orange City	D
Hull	C	Lehigh	B	Milton	B	Osage	D
Humboldt	D	Lenox	C	Minburn	A	Osceola	D
Humeston	B	Leon	C	Missouri Valley	D	Oskaloosa	F
Huxley	C	Letts	A	Mitchellville	C	Ossian	B
Ida Grove	C	Lewis	A	Modale	A	Ottumwa	F
Independence	E	Lime Springs	A	Mondamin	A	Oxford	B
Indianola	F	Linden	A	Monona	C	Oxford Junction	B
Inwood	B	Linn Grove	A	Montezuma	C	Packwood	A
Ionia	A	Lisbon	C	Monticello	D	Palmer	A
Iowa City	H	Little Rock	A	Montrose	B	Panora	C
Iowa Falls	E	Livermore	A	Moravia	B	Parkersburg	C
Jamaica	A	Logan	C	Morley	A	Paton	A
Janesville	B	Lohrville	A	Morning Sun	B	Paullina	C
Jefferson	D	Lost Nation	A	Moulton	B	Pella	E
Jesup	C	Lowden	B	Moville	I	Perry	E

The 499 libraries which submitted reports for FY93 are listed alphabetically in this table. The tables in this volume are listed by Size Code. Use this table to determine a library's Size Code.

TABLE OF CITIES AND SIZE CODES

CITY	SIZE CODE	CITY	SIZE CODE	CITY	SIZE CODE	CITY	SIZE CODE
Peterson	A	Ruthven	B	Steamboat Rock	A	Wapello	C
Plainfield	A	Sabula	B	Stockport	A	Washington	E
Pleasant Hill	D	Sac City	C	Storm Lake	E	Waterloo	H
Pleasantville	C	Saint Ansgar	C	Story City	D	Waucoma	A
Plover	A	Salem	A	Stratford	B	Waukee	D
Pocahontas	C	Sanborn	C	Strawberry Point	C	Waukon	D
Polk City	C	Schleswig	B	Stuart	C	Waverly	E
Pomeroy	B	Scranton	B	Sumner	C	Webb	A
Postville	C	Seymour	B	Sutherland	B	Webster City	E
Preston	C	Sheffield	C	Swaledale	A	Wellman	C
Primghar	B	Sheldon	D	Swea City	B	Wellsburg	B
Quimby	A	Shell Rock	C	Tabor	B	Wesley	A
Radcliffe	B	Shellsburg	B	Tama	D	West Bend	B
Rake	A	Shenandoah	E	Terril	A	West Branch	C
Randolph	A	Sibley	D	Thompson	A	West Des Moines	G
Readlyn	B	Sidney	C	Thornton	A	West Liberty	D
Red Oak	E	Sigourney	C	Tipton	D	West Point	C
Redfield	B	Silver City	A	Titonka	B	West Union	C
Reinbeck	C	Sioux Center	E	Toledo	C	Westgate	A
Rembrandt	A	Sioux City	H	Traer	C	What Cheer	B
Remsen	C	Sioux Rapids	B	Tripoli	C	Wheatland	B
Renwick	A	Slater	C	Truro	A	Whiting	B
Riceville	B	Sloan	B	Union	A	Whittemore	B
Richland	B	Solon	C	Urbandale	F	Williams	A
Ringsted	A	Somers	A	Van Horne	B	Williamsburg	C
Rippey	A	South English	A	Van Meter	B	Wilton	D
Rock Rapids	D	Spencer	F	Varina	A	Winfield	C
Rock Valley	D	Spillville	A	Ventura	B	Winterset	D
Rockford	B	Spirit Lake	D	Victor	B	Winthrop	B
Rockwell	C	Springville	C	Villisca	C	Woden	A
Rockwell City	C	Stacyville	A	Vinton	E	Woodbine	C
Roland	C	Stanhope	A	Volga	A	Woodward	C
Rolfe	B	Stanton	B	Wadena	A	Wyoming	B
Rowan	A	Stanwood	B	Wall Lake	B	Zearing	B
Rudd	A	State Center	C	Walnut	B		

The 499 libraries which submitted reports for FY93 are listed alphabetically in this table. The tables in this volume are listed by Size Code. Use this table to determine a library's Size Code.

Iowa Public Library Statistics, 1992-93

INCOME

* By Library

* Tables

The library by library listings which follow are in alphabetical order by Size Code.
Use the Table of Cities and Size Codes in the introduction to locate a library.

Income

SZ CD	NAME	REG	CITY APPR.	SPECIAL CITY APPR.	COUNTY APPR.	FEDERAL ASSIST.	OTHER GOV. REVENUE	OTHER GRANTS	ENDOWMENTS GIFTS FINES,FEES	OTHER INCOME	PER CAPITA INCOME	TOTAL INCOME
A	ALEXANDER PUBLIC LIB	NC	$4,600	-	$13,745	-	$322	-	$1,143	$465	$119.26	$20,275
A	ALTA VISTA PUBLIC LIB	NE	$4,450	-	$5,574	-	-	-	$230	$75	$41.99	$10,329
A	ARCHER PUBLIC LIBRARY	NW	$750	-	$4,950	-	-	-	$16	-	$43.63	$5,716
A	ARLINGTON PUBLIC LIB	NE	$7,000	-	$2,768	-	$995	-	$1,900	-	$27.23	$12,663
A	ARTHUR PUBLIC LIBRARY	NW	$1,900	-	$2,514	-	-	-	$376	$40	$17.76	$4,830
A	ASHTON PUBLIC LIBRARY	NW	$2,675	-	$4,261	-	-	-	$644	$472	$17.43	$8,052
A	AUBURN PUBLIC LIBRARY	NW	-	-	$7,445	-	-	-	-	$383	$27.66	$7,828
A	AURORA PUBLIC LIBRARY	NE	$1,000	-	$2,211	-	-	-	$15	-	$13.01	$3,226
A	BAGLEY PUBLIC LIBRARY	SW	$1,000	-	$6,940	-	$1,047	-	$342	$320	$31.84	$9,649
A	BEAMAN PUBLIC LIBRARY	NE	$6,540	-	$10,641	-	$389	$42	$1,028	$245	$103.20	$18,885
A	BENNETT PUBLIC LIBRARY	EC	$300	-	$2,781	-	$21	-	$68	$62	$8.18	$3,232
A	BIRMINGHAM PUBLIC LIB	SE	$310	-	$1,943	-	-	$671	$842	$20	$9.81	$3,786
A	BLAKESBURG PUBLIC LIB	SE	$2,500	-	$2,500	-	$263	-	$380	$136	$17.35	$5,779
A	BODE PUBLIC LIBRARY	NC	$4,884	-	$6,612	-	-	-	-	-	$34.32	$11,496
A	BONAPARTE PUBLIC LIB	SE	$817	-	$1,943	-	-	-	$37	-	$6.02	$2,797
A	BUSSEY PUBLIC LIBRARY	CE	$700	$1,199	$6,394	-	$617	-	$265	$255	$19.09	$9,430
A	CALAMUS PUBLIC LIBRARY	EC	$1,000	-	$711	-	-	-	$213	$221	$5.66	$2,145
A	CALLENDER PUBLIC LIB	NC	$10,000	-	$8,458	$58,938	$4,450	$703	$29,600	$1,508	$295.98	$113,657
A	CANTRIL PUBLIC LIBRARY	SE	$1,500	-	$1,943	-	-	-	$1,326	$81	$18.51	$4,850
A	CASEY PUBLIC LIBRARY	SW	$1,200	-	$7,409	-	-	-	$4,653	$62	$31.35	$13,824
A	CHARTER OAK PUBLIC LIB	NW	-	-	$2,500	-	-	-	-	-	$5.03	$2,500
A	CHELSEA PUBLIC LIBRARY	EC	$6,650	-	$3,540	-	-	-	$173	-	$30.84	$10,363
A	CHURDAN PUBLIC LIBRARY	CE	$20,084	-	$13,042	-	-	-	$1,300	-	$81.39	$34,426
A	CLARE PUBLIC LIBRARY	NC	$3,300	-	$7,725	-	$354	$960	$3,861	-	$100.62	$16,200
A	CLEARFIELD PUBLIC LIB	SW	$3,600	-	$734	-	-	-	$698	-	$12.07	$5,032
A	CLEGHORN PUBLIC LIBRARY	NW	$5,400	-	$4,500	-	-	-	$177	-	$36.64	$10,077
A	CLUTIER PUBLIC LIBRARY	EC	-	-	-	-	-	-	$1,160	$1,297	$9.87	$2,457
A	COLESBURG PUBLIC LIB	NE	$6,065	-	$3,400	-	$101	-	-	-	$21.79	$9,566
A	COLLINS PUBLIC LIBRARY	CE	$4,712	-	$4,524	-	-	-	$242	$23	$20.88	$9,501
A	CORWITH PUBLIC LIBRARY	NC	$2,124	-	$7,689	-	$478	-	$292	$292	$30.72	$10,875
A	COULTER PUBLIC LIBRARY	NC	$2,350	-	-	-	$525	$500	$552	-	$60.01	$15,122
A	CUMBERLAND PUBLIC LIB	SW	-	-	-	-	$200	-	$1,165	-	$4.63	$1,365
A	DELHI PUBLIC LIBRARY	NE	$4,357	-	$3,593	-	-	-	$645	-	$17.72	$8,595
A	DOON PUBLIC LIBRARY	NW	$2,000	-	$3,783	-	-	-	$74	-	$12.30	$5,857
A	DUNCOMBE PUBLIC LIBRARY	NC	$8,500	$500	$8,513	-	$248	-	$4,638	-	$45.90	$22,399
A	ELLIOTT PUBLIC LIBRARY	SW	$6,000	-	$5,000	-	$976	-	$727	$25	$31.90	$12,728
A	ELLSWORTH PUBLIC LIB	NC	$6,000	$1,200	$10,000	-	$144	-	$238	-	$38.98	$17,582
A	EMERSON PUBLIC LIBRARY	SW	$1,890	-	$3,100	-	-	-	$108	$769	$12.33	$5,867
A	FARMERSBURG PUBLIC LIB	NE	$350	-	$3,483	-	-	-	$206	$100	$14.22	$4,139
A	FENTON PUBLIC LIBRARY	NC	$6,828	-	$6,330	-	$2,544	$100	$128	-	$46.04	$15,930
A	FERTILE PUBLIC LIBRARY	NC	$7,200	-	$6,700	-	-	$250	$1,558	$167	$41.56	$15,875
A	FORT ATKINSON PUBLIC LIBRARY	NE	$3,700	-	$5,214	-	-	-	$677	$28	$26.21	$9,619
A	GALVA PUBLIC LIBRARY	NW	$4,606	-	$2,779	-	-	-	$1,314	$785	$23.83	$9,484
A	GARRISON PUBLIC LIBRARY	EC	$3,000	-	$4,000	-	$80	-	$1,073	$443	$26.86	$8,596

Income

SZ CD	NAME	REG	CITY APPR.	SPECIAL CITY APPR.	COUNTY APPR.	FEDERAL ASSIST.	OTHER GOV. REVENUE	OTHER GRANTS	ENDOWMENTS GIFTS FINES,FEES	OTHER INCOME	PER CAPITA INCOME	TOTAL INCOME
A	GRAFTON PUBLIC LIBRARY	NC	$7,389	-	$6,700	-	$739	-	$2,456	-	$61.29	$17,284
A	HANLONTOWN PUBLIC LIB	NC	$1,500	$2,016	$6,700	-	$155	$250	$105	$905	$60.26	$11,631
A	HARCOURT PUBLIC LIBRARY	NC	$2,855	-	$7,781	-	$211	-	$840	$2,301	$45.71	$13,988
A	HARPERS FERRY PUBLIC LIB	NE	$3,500	-	$3,604	-	-	-	$2,334	-	$33.23	$9,438
A	HAVELOCK PUBLIC LIBRARY	NW	-	-	$2,835	-	-	-	$1,410	-	$19.56	$4,245
A	HAWKEYE PUBLIC LIBRARY	NE	$3,500	-	$2,786	-	-	-	$5,314	-	$25.22	$11,600
A	HILLSBORO PUBLIC LIB	SE	$600	-	$5,600	$150	$235	-	$33	-	$43.83	$6,618
A	IONIA PUBLIC LIBRARY	NE	$3,500	-	$4,925	-	$57	-	$480	$266	$30.36	$9,228
A	JAMAICA PUBLIC LIBRARY	SW	$1,000	-	$6,438	-	$329	-	$518	$408	$37.47	$8,693
A	JOICE PUBLIC LIBRARY	NC	$5,750	-	$6,700	-	$75	$250	$464	$1,058	$58.36	$14,297
A	KENSETT PUBLIC LIBRARY	NC	$2,850	-	$6,700	-	$28	-	$13	-	$32.18	$9,591
A	KIMBALLTON PUBLIC LIB	SW	$2,700	-	$2,700	-	-	-	$590	-	$20.73	$5,990
A	LACONA PUBLIC LIBRARY	CE	$4,863	$5,255	$4,820	-	-	-	$680	$1,323	$47.45	$16,941
A	LAKOTA PUBLIC LIBRARY	NC	$2,262	-	$6,151	-	$87	-	$563	-	$32.25	$9,063
A	LAMONT PUBLIC LIBRARY	NE	$9,700	-	$4,032	-	-	-	$200	-	$29.58	$13,932
A	LEDYARD PUBLIC LIBRARY	NC	$1,400	-	$5,829	-	-	-	$200	-	$45.30	$7,429
A	LETTS PUBLIC LIBRARY	SE	$4,000	$1,000	$6,000	-	$953	-	$1,588	$2,788	$41.87	$16,329
A	LEWIS PUBLIC LIBRARY	SW	$1,526	-	$2,454	-	-	-	-	-	$9.19	$3,980
A	LIME SPRINGS PUBLIC LIB	NE	$12,284	-	$4,575	-	-	-	$864	-	$40.46	$17,723
A	LINDEN PUBLIC LIBRARY	CE	$500	$1,220	$2,100	-	-	-	-	-	$19.00	$3,820
A	LINN GROVE PUBLIC LIB	NW	$40	-	$4,785	-	-	-	$200	$450	$28.22	$5,475
A	LITTLE ROCK PUBLIC LIB	NW	$4,124	-	$3,851	-	-	-	$1,324	-	$18.86	$9,299
A	LIVERMORE PUBLIC LIB	NC	$10,725	-	$8,119	-	$588	-	$2,221	-	$49.66	$21,653
A	LOHRVILLE PUBLIC LIB	NW	$4,000	-	$5,884	-	$1,935	-	$3,732	$80	$34.51	$15,631
A	LOST NATION PUBLIC LIB	EC	$850	-	$1,512	-	-	-	$831	-	$6.84	$3,193
A	LU VERNE PUBLIC LIBRARY	NC	$5,500	-	$6,132	-	-	-	$1,816	$55	$51.25	$16,810
A	MARATHON PUBLIC LIBRARY	NW	$3,200	-	$4,784	-	-	-	$34	$336	$26.11	$8,354
A	MARBLE ROCK PUBLIC LIB	NC	$1,000	-	$11,495	-	-	-	$5,422	-	$49.63	$17,917
A	MARTELLE PUBLIC LIBRARY	EC	$4,000	-	$3,571	-	-	-	$220	$217	$27.61	$8,008
A	MASSENA PUBLIC LIBRARY	SW	$2,800	-	$2,549	-	-	-	-	-	$16.91	$6,290
A	MELVIN PUBLIC LIBRARY	NW	$4,951	-	$4,261	-	-	-	$100	-	$37.25	$9,312
A	MENLO PUBLIC LIBRARY	SW	$4,450	-	$7,151	-	-	-	$132	$284	$34.54	$12,298
A	MESERVEY PUBLIC LIBRARY	NC	$5,500	-	$1,369	-	$314	-	$1,760	$1,082	$34.33	$10,025
A	MINBURN PUBLIC LIBRARY	CE	$4,233	-	$2,767	-	-	-	$605	$442	$23.26	$8,047
A	MODALE PUBLIC LIBRARY	SW	$1,487	-	$2,964	-	-	-	$922	$684	$20.96	$6,057
A	MONDAMIN PUBLIC LIBRARY	SW	$800	-	$7,779	-	-	-	$350	$198	$22.65	$9,127
A	MORLEY PUBLIC LIBRARY	EC	$650	-	$3,571	-	-	-	$198	$39	$52.45	$4,458
A	NEW VIRGINIA PUBLIC LIB	CE	$4,000	-	$4,000	-	$2,167	-	$11,897	$230	$51.49	$22,294
A	PACKWOOD PUBLIC LIBRARY	SE	$300	-	-	-	-	-	-	-	$1.44	$300
A	PALMER PUBLIC LIBRARY	NW	$8,245	-	$2,835	-	$235	-	$310	-	$50.54	$11,625
A	PATON PUBLIC LIBRARY	CE	$5,740	-	$2,260	-	$75	-	$166	$406	$33.91	$8,647
A	PETERSON PUBLIC LIBRARY	NW	-	-	$5,008	-	-	-	$13,617	$8,140	$68.63	$26,765
A	PLAINFIELD PUBLIC LIB	NE	$6,700	-	$9,174	-	$242	-	$1,346	$130	$38.66	$17,592
A	PLOVER PUBLIC LIBRARY	NW	-	-	$2,632	-	-	-	$33	$21	$26.59	$2,686
A	QUIMBY PUBLIC LIBRARY	NW	$4,400	-	$4,400	-	-	-	$27	-	$26.43	$8,827

Income

SZ CD	NAME	REG	CITY APPR.	SPECIAL CITY APPR.	COUNTY APPR.	FEDERAL ASSIST.	OTHER GOV. REVENUE	OTHER GRANTS	ENDOWMENTS GIFTS FINES,FEES	OTHER INCOME	PER CAPITA INCOME	TOTAL INCOME
A	RAKE PUBLIC LIBRARY	NC	$3,000	-	$6,000	-	-	-	$78	-	$38.14	$9,078
A	RANDOLPH PUBLIC LIBRARY	SW	$4,000	-	$3,729	-	-	-	$370	-	$33.33	$8,099
A	REMBRANDT PUBLIC LIB	NW	$4,410	-	$3,749	-	-	-	$600	-	$38.25	$8,759
A	RENWICK PUBLIC LIBRARY	NC	$7,153	-	$8,819	-	-	-	$2,702	$760	$67.71	$19,434
A	RINGSTED PUBLIC LIBRARY	NW	$6,600	-	$3,300	-	$81	-	$421	$74	$21.78	$10,476
A	RIPPEY PUBLIC LIBRARY	CE	$4,000	-	$3,695	-	-	-	$411	$211	$30.24	$8,317
A	ROWAN PUBLIC LIBRARY	NC	$2,700	-	$12,794	-	$271	-	$1,721	$351	$94.38	$17,837
A	RUDD PUBLIC LIBRARY	NC	$2,500	-	$11,573	-	$712	-	$175	$94	$35.09	$15,054
A	SALEM PUBLIC LIBRARY	SE	$1,700	-	$6,650	-	-	-	$650	$924	$21.91	$9,924
A	SILVER CITY PUBLIC LIB	SW	$2,450	$220	$3,100	-	$625	-	$1,169	-	$30.02	$7,564
A	SOMERS PUBLIC LIBRARY	NW	$5,595	-	$4,715	-	-	-	-	-	$64.04	$10,310
A	SOUTH ENGLISH PUBLIC LIB	SE	$1,650	-	$2,313	-	-	-	$737	-	$19.26	$4,700
A	SPILLVILLE PUBLIC LIB	NE	$4,483	-	$5,214	-	$26	$4,295	$1,402	-	$39.84	$15,420
A	STACYVILLE PUBLIC LIB	NC	$10,000	-	$12,459	-	$234	-	$1,280	$952	$51.82	$24,925
A	STANHOPE PUBLIC LIBRARY	NC	$3,231	-	$9,045	-	-	-	$90	-	$27.66	$12,366
A	STEAMBOAT ROCK PUBLIC LIB	NC	$650	-	$10,760	-	$2,046	-	$2,591	$324	$48.87	$16,371
A	STOCKPORT PUBLIC LIB	SE	$1,500	-	$1,943	-	-	-	$1,291	$242	$19.72	$5,126
A	SWALEDALE PUBLIC LIB	NC	$2,800	-	$1,086	-	$2,829	-	$1,211	$112	$42.31	$8,038
A	TERRIL PUBLIC LIBRARY	NW	$7,200	-	$4,500	-	-	-	$614	$240	$32.78	$12,554
A	THOMPSON PUBLIC LIBRARY	NC	$3,900	-	$6,500	-	-	-	$371	$100	$21.83	$10,871
A	THORNTON PUBLIC LIBRARY	NC	$11,000	-	$1,859	-	$1,153	-	$2,991	$253	$40.04	$17,256
A	TRURO PUBLIC LIBRARY	CE	$4,338	-	$6,469	-	$831	-	$602	-	$31.30	$12,240
A	UNION PUBLIC LIBRARY	NC	$9,500	-	$17,330	-	$8,865	-	$6,854	-	$94.98	$42,549
A	VARINA PUBLIC LIBRARY	NW	$500	-	$2,633	-	-	-	$1,031	$72	$41.53	$4,236
A	VOLGA PUBLIC LIBRARY	NE	$400	-	$3,483	-	-	-	$707	$368	$16.20	$4,958
A	WADENA PUBLIC LIBRARY	NE	$2,100	-	$2,376	-	-	-	$2,170	$750	$31.34	$7,396
A	WAUCOMA PUBLIC LIBRARY	NE	-	-	$2,493	-	-	-	-	-	$9.00	$2,493
A	WEBB PUBLIC LIBRARY	NW	$1,500	-	$2,984	-	-	-	$269	-	$28.46	$4,753
A	WESLEY PUBLIC LIBRARY	NC	$6,550	-	$6,601	-	$306	-	$804	$223	$32.62	$14,484
A	WESTGATE PUBLIC LIBRARY	NE	$2,700	-	$2,425	-	-	-	$65	-	$25.07	$5,190
A	WILLIAMS PUBLIC LIBRARY	NC	$4,500	-	$9,111	-	$85	$2,000	$752	$237	$45.34	$16,685
A	WODEN PUBLIC LIBRARY	NC	$3,500	-	$7,239	-	-	-	$225	-	$42.33	$10,964
B	ADAIR PUBLIC LIBRARY	SW	$8,800	-	$4,888	-	-	-	$416	-	$15.78	$14,104
B	AGENCY PUBLIC LIBRARY	SE	$2,500	-	$2,188	-	-	-	-	-	$7.61	$4,688
B	ALBERT CITY PUBLIC LIB	NW	$5,044	-	$4,785	-	-	-	$1,447	-	$14.47	$11,276
B	ALDEN PUBLIC LIBRARY	NC	$18,150	-	$11,563	-	-	-	$472	$797	$36.24	$30,982
B	ALLERTON PUBLIC LIBRARY	SW	$400	-	$1,072	-	-	-	$77	$235	$2.98	$1,784
B	ANTHON PUBLIC LIBRARY	NW	$9,500	-	-	-	-	-	$184	-	$15.18	$9,684
B	ARNOLDS PARK PUBLIC LIB	NW	$15,290	-	$5,250	-	$181	-	$155	-	$21.91	$20,876
B	ATKINS PUBLIC LIBRARY	EC	$13,254	-	$4,000	-	$296	-	$1,835	$464	$31.16	$19,849
B	BADGER PUBLIC LIBRARY	NC	$5,000	-	$7,773	-	$92	$750	$486	$372	$22.16	$14,473
B	BANCROFT PUBLIC LIBRARY	NC	$25,232	-	$7,739	-	$1,520	-	$452	$338	$41.17	$35,281

Income

SZ CD	NAME	REG	CITY APPR.	SPECIAL CITY APPR.	COUNTY APPR.	FEDERAL ASSIST.	OTHER GOV. REVENUE	OTHER GRANTS	ENDOWMENTS GIFTS FINES,FEES	OTHER INCOME	PER CAPITA INCOME	TOTAL INCOME
B	BATAVIA PUBLIC LIBRARY	SE	$1,000	$200	-	-	-	-	$300	-	$4.42	$2,300
B	BATTLE CREEK PUBLIC LIB	NW	$4,600	-	$3,400	-	-	-	$374	-	$10.24	$8,374
B	BAYARD PUBLIC LIBRARY	SW	$24,847	-	$8,347	-	$1,234	-	$1,662	$4,710	$79.84	$40,800
B	BLAIRSTOWN PUBLIC LIB	EC	$16,158	-	$4,000	-	$58	-	$2,815	$143	$34.49	$23,174
B	BOYDEN PUBLIC LIBRARY	NW	$16,000	-	$16,150	-	-	-	$621	-	$50.34	$32,771
B	BURT PUBLIC LIBRARY	NC	$2,000	$1,000	$6,962	-	$197	$1,300	$2,309	$526	$24.86	$14,294
B	CAMBRIDGE PUBLIC LIB	CE	$5,000	-	$2,028	-	-	-	$252	-	$10.20	$7,280
B	CLARENCE PUBLIC LIBRARY	EC	$10,059	-	$2,521	-	-	-	$2,003	-	$15.58	$14,583
B	CLERMONT PUBLIC LIBRARY	NE	$6,900	-	$2,916	-	$4,375	-	$635	$8,150	$43.93	$22,976
B	COGGON PUBLIC LIBRARY	EC	$8,006	-	$4,203	-	$323	-	$700	-	$20.51	$13,232
B	COLO PUBLIC LIBRARY	CE	$13,403	-	$17,160	-	$247	-	$8,023	$309	$50.77	$39,142
B	CONRAD PUBLIC LIBRARY	NE	$33,500	-	$12,237	-	$3,240	$41	$7,026	$1,250	$59.43	$57,294
B	CORRECTIONVILLE PUBLIC LIB	NW	$8,940	-	-	-	-	-	-	-	$9.97	$8,940
B	DAYTON PUBLIC LIBRARY	NC	$8,136	-	$9,156	$450	$976	$600	$5,314	$179	$30.33	$24,811
B	DEXTER PUBLIC LIBRARY	CE	$9,270	-	$3,814	-	-	-	-	-	$20.83	$13,084
B	DIKE PUBLIC LIBRARY	NE	$13,440	-	$12,237	-	$150	$20,042	$1,136	-	$53.72	$47,005
B	DONNELLSON PUBLIC LIB	SE	$12,000	-	$4,665	-	$16,988	-	$3,205	$7,062	$46.72	$43,920
B	DOWS PUBLIC LIBRARY	NC	$4,000	-	$9,097	-	-	-	$725	$352	$31.89	$21,046
B	DUMONT PUBLIC LIBRARY	NE	$13,275	-	$5,272	-	$100	-	$457	-	$27.10	$19,104
B	DUNKERTON PUBLIC LIB	NE	$13,803	-	$8,417	-	-	-	-	-	$29.79	$22,220
B	EARLVILLE PUBLIC LIB	NE	$10,702	-	$4,278	-	$38	-	$996	$210	$19.74	$16,224
B	EARLY PUBLIC LIBRARY	NW	$4,325	-	$7,445	$3,500	$150	-	$693	$590	$25.74	$16,703
B	EDGEWOOD PUBLIC LIBRARY	NE	$11,800	-	$4,004	-	-	-	$3,488	-	$29.35	$22,775
B	ELGIN PUBLIC LIBRARY	NE	$5,845	-	$3,060	-	$725	-	$1,311	$404	$17.89	$11,395
B	ELK HORN PUBLIC LIBRARY	SW	$7,200	-	$3,000	-	-	-	$225	-	$15.51	$10,425
B	ELMA PUBLIC LIBRARY	NE	$16,218	-	$4,813	-	-	-	$1,384	-	$34.33	$22,415
B	ELY PUBLIC LIBRARY	EC	$3,315	-	$3,826	-	$1,105	-	$725	$75	$17.50	$9,046
B	ESSEX PUBLIC LIBRARY	SW	$5,000	-	$4,815	-	-	-	$2,391	$215	$13.56	$12,421
B	EVERLY PUBLIC LIBRARY	NW	$10,495	-	$2,958	-	$14	-	$1,518	$36	$21.28	$15,021
B	EXIRA PUBLIC LIBRARY	SW	$19,660	-	$8,100	-	$325	-	$3,419	-	$32.99	$31,504
B	FAIRFAX PUBLIC LIBRARY	EC	$24,892	$19,000	$8,264	-	$1,764	-	$5,317	$470	$76.55	$59,707
B	FARMINGTON PUBLIC LIB	SE	-	-	$2,547	-	$387	-	$309	$208	$5.27	$3,451
B	FONDA PUBLIC LIBRARY	NW	$12,345	-	$2,815	-	-	-	$100	-	$20.88	$15,260
B	FONTANELLE PUBLIC LIB	SW	$2,200	-	$4,882	-	$50	-	$523	$400	$11.31	$8,055
B	GARNAVILLO PUBLIC LIB	NE	$15,717	-	$10,300	-	$150	-	$511	-	$36.70	$26,678
B	GARWIN PUBLIC LIBRARY	EC	$10,460	-	$3,473	-	-	-	$87	$715	$27.65	$14,735
B	GILMAN PUBLIC LIBRARY	CE	$5,000	-	$5,000	-	-	-	$400	-	$17.75	$10,400
B	GILMORE CITY PUBLIC LIB	NW	$7,300	-	$3,307	-	$324	-	$11,731	$55	$43.22	$24,202
B	GLADBROOK PUBLIC LIB	EC	$9,300	$250	$4,092	-	-	-	$914	$199	$16.75	$14,755
B	GRAETTINGER PUBLIC LIB	NW	$12,980	-	$11,007	-	$576	-	$2,971	-	$33.87	$27,534
B	GRAND JUNCTION PUBLIC LIB	CE	$10,851	-	$3,571	-	$310	-	$1,326	$790	$20.85	$16,848
B	GRANGER PUBLIC LIBRARY	CE	$5,150	-	$1,350	-	$36	-	$108	-	$10.65	$6,644
B	HEDRICK PUBLIC LIBRARY	SE	$3,453	-	$2,974	-	-	-	$75	$774	$8.98	$7,276
B	HOPKINTON PUBLIC LIB	NE	$10,031	-	$3,558	-	-	-	$2,250	-	$22.79	$15,839

Income

SZ CD	NAME	REG	CITY APPR.	SPECIAL CITY APPR.	COUNTY APPR.	FEDERAL ASSIST.	OTHER GOV. REVENUE	OTHER GRANTS	ENDOWMENTS GIFTS FINES,FEES	OTHER INCOME	PER CAPITA INCOME	TOTAL INCOME
B	HUBBARD PUBLIC LIBRARY	NC	$34,543	$3,500	$12,200	-	-	-	$5,264	-	$68.19	$55,507
B	HUMESTON PUBLIC LIBRARY	SW	$4,000	-	$1,558	-	-	-	$1,361	$163	$12.81	$7,082
B	INWOOD PUBLIC LIBRARY	NW	$5,786	-	$5,640	-	-	-	$2,515	-	$16.92	$13,941
B	JANESVILLE PUBLIC LIB	NE	$13,832	-	$9,947	-	$72	-	$837	$234	$38.95	$32,018
B	KANAWHA PUBLIC LIBRARY	NC	-	-	$8,508	-	$142	-	$263	$1,120	$13.15	$10,033
B	KEYSTONE PUBLIC LIBRARY	EC	$16,400	-	$5,125	-	$133	-	$2,783	$605	$44.10	$25,046
B	KLEMME PUBLIC LIBRARY	NC	$18,264	-	$9,191	-	-	-	-	-	$46.77	$27,455
B	LAKE PARK PUBLIC LIB	NW	$12,650	-	$4,500	-	-	-	-	-	$17.22	$17,150
B	LARCHWOOD PUBLIC LIB	NW	$5,160	-	$4,820	-	-	-	$600	$263	$14.67	$10,843
B	LAWLER PUBLIC LIBRARY	NE	$3,000	-	$4,893	-	$38	-	$727	$544	$17.80	$9,202
B	LE GRAND PUBLIC LIBRARY	CE	$20,425	-	$4,500	-	$1,334	-	$3,743	$439	$35.65	$30,441
B	LEHIGH PUBLIC LIBRARY	NC	$8,200	-	$8,966	$450	$623	-	$11,069	$1,460	$57.40	$30,768
B	LOWDEN PUBLIC LIBRARY	EC	$2,925	-	$3,165	-	-	$750	$914	-	$10.68	$7,754
B	MAXWELL PUBLIC LIBRARY	CE	$11,000	$20,000	$1,872	-	$12	-	$155	-	$41.93	$33,039
B	MAYNARD PUBLIC LIBRARY	NE	$7,122	-	$2,862	-	-	-	$1,689	$112	$22.97	$11,785
B	MC GREGOR PUBLIC LIB	NE	$9,500	-	$10,449	-	$1,200	-	$12,237	$2,484	$45.01	$35,870
B	MELBOURNE PUBLIC LIB	CE	$10,000	-	$5,000	-	-	-	$1,000	-	$23.92	$16,000
B	MERRILL PUBLIC LIBRARY	NW	$2,700	-	$5,115	-	-	-	$782	-	$11.79	$8,597
B	MILO PUBLIC LIBRARY	CE	$6,891	-	$6,891	-	$184	-	$1,280	$1,011	$18.82	$16,257
B	MILTON PUBLIC LIBRARY	SE	$200	-	$1,943	-	-	-	$663	$83	$5.71	$2,889
B	MONTROSE PUBLIC LIBRARY	SE	$4,088	-	$2,789	-	-	-	$2,910	$1,000	$14.80	$14,162
B	MORAVIA PUBLIC LIBRARY	SE	$4,770	-	$2,500	-	$1,477	-	$1,094	$889	$15.80	$10,730
B	MORNING SUN PUBLIC LIB	SE	$14,300	-	$5,719	-	-	-	$5,300	$500	$30.70	$25,819
B	MOULTON PUBLIC LIBRARY	SE	$4,000	-	$5,100	-	$30	-	$772	$746	$17.37	$10,648
B	MURRAY PUBLIC LIBRARY	SW	-	-	$3,818	-	-	-	$400	-	$5.77	$4,218
B	NEW ALBIN PUBLIC LIBRARY	NE	$3,000	-	$5,400	-	-	-	$49	-	$15.82	$8,449
B	NEW HARTFORD PUBLIC LIB	NE	$13,774	-	$5,021	-	$135	-	$3,278	-	$32.52	$22,208
B	NEWHALL PUBLIC LIBRARY	EC	$6,000	-	$5,000	-	$39	-	$445	$200	$13.68	$11,684
B	NORTH ENGLISH PUBLIC LIB	EC	$14,500	-	$9,865	-	$2,038	-	$1,864	-	$29.94	$28,267
B	NORWAY PUBLIC LIBRARY	EC	$4,725	-	$4,000	-	$157	-	$580	$55	$16.32	$9,517
B	OCHEYEDAN PUBLIC LIB	NW	$14,094	-	$4,265	-	-	-	$1,922	$279	$38.14	$20,560
B	OLIN PUBLIC LIBRARY LIB	EC	$2,630	-	$5,000	-	-	-	$372	$288	$12.50	$8,290
B	OSSIAN PUBLIC LIBRARY	NE	$1,350	-	$7,432	-	$91	$1,800	$1,013	$851	$15.48	$12,537
B	OXFORD JUNCTION PUBLIC LIB	EC	$1,691	-	$5,000	-	$39	-	$895	$4,970	$21.68	$12,595
B	OXFORD PUBLIC LIBRARY	EC	$2,000	-	$2,500	-	-	-	$147	$85	$7.14	$4,732
B	POMEROY PUBLIC LIBRARY	NW	$12,905	-	$6,605	-	$82	-	$431	$78	$26.38	$20,101
B	PRIMGHAR PUBLIC LIBRARY	NW	$14,000	-	$4,950	-	-	-	$216	-	$20.17	$19,166
B	RADCLIFFE PUBLIC LIB	NC	$13,779	-	$11,996	-	$376	-	$1,660	-	$48.45	$27,811
B	READLYN PUBLIC LIBRARY	NE	$17,974	-	$11,590	-	$72	$4,500	$731	$1,463	$47.00	$36,330
B	REDFIELD PUBLIC LIBRARY	CE	$16,665	-	$4,380	-	-	-	$81	-	$23.93	$21,126
B	RICEVILLE PUBLIC LIB	NC	$10,427	-	$7,882	-	-	-	$2,343	$333	$33.91	$28,040
B	RICHLAND PUBLIC LIBRARY	SE	$5,000	-	$2,999	-	$50	-	$1,975	-	$19.20	$10,024
B	ROCKFORD PUBLIC LIBRARY	NC	$3,837	-	$12,608	-	$447	-	-	$7,691	$28.49	$24,583
B	ROLFE PUBLIC LIBRARY	NW	$10,100	-	$3,600	-	$32	-	$3,722	$397	$24.76	$17,851
B	RUTHVEN PUBLIC LIBRARY	NW	$3,300	-	$9,147	-	$8	-	$70	-	$17.72	$12,525

Income

SZ CD	NAME	REG	CITY APPR.	SPECIAL CITY APPR.	COUNTY APPR.	FEDERAL ASSIST.	OTHER GOV. REVENUE	OTHER GRANTS	ENDOWMENTS GIFTS FINES,FEES	OTHER INCOME	PER CAPITA INCOME	TOTAL INCOME
B	SABULA PUBLIC LIBRARY	EC	$25,079	-	$6,049	-	$1,152	-	$6,540	$43	$54.74	$38,863
B	SCHLESWIG PUBLIC LIB	NW	$7,920	-	$2,500	-	-	-	$779	$152	$13.34	$11,351
B	SCRANTON PUBLIC LIBRARY	CE	$12,000	-	$10,585	-	-	-	$438	$200	$39.83	$23,223
B	SEYMOUR PUBLIC LIBRARY	SW	$1,800	-	$1,900	-	-	$760	$2,021	-	$7.46	$6,481
B	SHELLSBURG PUBLIC LIB	EC	$6,324	-	$4,000	-	-	-	$1,284	-	$15.17	$11,608
B	SIOUX RAPIDS PUBLIC LIBRARY	NW	$5,269	$900	$4,785	-	-	-	$716	-	$15.34	$11,670
B	SLOAN PUBLIC LIBRARY	NW	$8,800	-	$1,543	-	-	-	$245	$444	$12.19	$11,432
B	STANTON PUBLIC LIBRARY	SW	$1,950	-	$5,000	-	-	-	$287	-	$10.46	$7,237
B	STANWOOD PUBLIC LIBRARY	EC	$1,200	-	$2,775	-	$14	-	$2,217	$744	$10.76	$6,950
B	STRATFORD PUBLIC LIB	NC	$10,000	-	$9,138	-	$152	-	$653	-	$28.56	$20,418
B	SUTHERLAND PUBLIC LIB	NW	$6,500	$7,796	$4,950	-	-	-	$1,850	$138	$29.74	$21,234
B	SWEA CITY PUBLIC LIB	NC	$9,508	-	$7,124	-	$465	-	$630	$256	$28.36	$17,983
B	TABOR PUBLIC LIBRARY	SW	$4,000	-	$4,922	-	-	-	$1,578	-	$10.97	$10,500
B	TITONKA PUBLIC LIBRARY	NC	$5,200	-	$7,063	-	-	-	$1,128	$51	$21.96	$13,442
B	VAN HORNE PUBLIC LIB	EC	$11,216	-	$4,000	-	-	-	$100	-	$22.04	$15,316
B	VAN METER PUBLIC LIB	CE	$17,999	-	$2,755	-	$434	-	$40	$229	$28.57	$21,457
B	VENTURA PUBLIC LIBRARY	NC	$10,482	$180,048	$1,590	-	$408	$7,500	$1,772	$2,483	$346.24	$204,283
B	VICTOR PUBLIC LIBRARY	EC	$9,865	-	$9,865	-	$205	-	$381	$538	$21.59	$20,854
B	WALL LAKE PUBLIC LIB	NW	$9,500	-	$7,445	-	$250	-	$630	-	$20.37	$17,825
B	WALNUT PUBLIC LIBRARY	SW	$6,950	-	$3,550	-	-	-	$1,099	-	$13.53	$11,599
B	WELLSBURG PUBLIC LIB	NE	$8,500	-	$12,237	-	-	-	$3,115	$211	$35.28	$24,063
B	WEST BEND PUBLIC LIB	NC	$23,942	$1,674	$9,801	-	$1,017	-	$3,240	$500	$48.71	$41,984
B	WHAT CHEER PUBLIC LIB	SE	$1,200	-	$2,516	-	-	-	$1,373	$125	$6.84	$5,214
B	WHEATLAND PUBLIC LIB	EC	$10,377	$3,050	-	-	-	-	$43	$76	$18.74	$13,546
B	WHITING PUBLIC LIBRARY	NW	$26,750	$1,000	$3,776	-	-	-	$848	-	$47.40	$32,374
B	WHITTEMORE PUBLIC LIB	NC	$25,604	-	$6,851	-	$1,664	-	$3,175	$513	$70.67	$37,807
B	WINTHROP PUBLIC LIBRARY	NE	$11,192	-	$5,106	-	-	-	$3,165	-	$26.23	$19,463
B	WYOMING PUBLIC LIBRARY	EC	$3,000	$5,235	$5,000	-	$289	-	$3,195	$730	$26.48	$17,449
B	ZEARING PUBLIC LIBRARY	CE	$11,420	-	$2,200	-	$1,055	-	$1,258	-	$25.95	$15,933
C	ACKLEY PUBLIC LIBRARY	NC	$17,510	-	$5,585	-	$577	-	$266	-	$18.17	$30,810
C	AKRON PUBLIC LIBRARY	NW	$38,000	-	$8,734	-	-	-	$2,571	$692	$34.48	$49,997
C	ALLISON PUBLIC LIBRARY	NE	$14,613	-	$6,075	-	-	-	$1,217	$1,604	$23.51	$23,509
C	ALTA PUBLIC LIBRARY	NW	$19,069	-	$4,785	-	-	-	$5	-	$13.11	$23,859
C	ALTON PUBLIC LIBRARY	NW	$15,000	-	$16,150	-	-	-	$1,298	-	$30.52	$32,448
C	ANITA PUBLIC LIBRARY	SW	$17,555	-	$3,601	-	$240	-	$2,548	$504	$22.89	$24,448
C	APLINGTON PUBLIC LIBRARY	NE	$14,659	-	$7,481	-	-	-	$2,603	-	$23.93	$24,743
C	ARMSTRONG PUBLIC LIB	NW	$6,000	-	$4,200	-	-	-	$244	$3,958	$14.05	$14,402
C	AVOCA PUBLIC LIBRARY	SW	$25,943	-	$6,690	-	$632	-	$10,777	$9	$29.43	$44,051
C	BEDFORD PUBLIC LIBRARY	SW	$19,221	-	$3,724	-	-	-	$13,446	$1,567	$24.84	$37,958
C	BELLEVUE PUBLIC LIBRARY	EC	$43,479	-	$14,432	-	-	-	$18,336	-	$34.05	$76,247
C	BONDURANT PUBLIC LIB	CE	$18,544	-	$3,122	-	-	-	-	-	$13.68	$21,666
C	BRITT PUBLIC LIBRARY	NC	$11,250	-	$11,798	-	$58	-	$845	$865	$11.63	$24,816
C	BROOKLYN PUBLIC LIBRARY	EC	$7,500	$2,000	$9,000	-	-	-	$410	$474	$13.47	$19,384
C	BUFFALO CENTER PUBLIC LIB	NC	$4,500	$4,000	$6,500	-	$80	-	$1,560	$35	$15.43	$16,675

Income

SZ CD	NAME	REG	CITY APPR.	SPECIAL CITY APPR.	COUNTY APPR.	FEDERAL ASSIST.	OTHER GOV. REVENUE	OTHER GRANTS	ENDOWMENTS GIFTS FINES,FEES	OTHER INCOME	PER CAPITA INCOME	TOTAL INCOME
C	CALMAR PUBLIC LIBRARY	NE	$7,200	-	$7,689	$4,559	$65	-	$4,997	-	$23.89	$24,510
C	CASCADE PUBLIC LIBRARY	NE	$24,382	-	-	-	$5,036	-	$1,143	$14	$16.87	$30,575
C	CENTER POINT PUBLIC LIB	EC	$21,153	-	$9,821	-	$1,074	-	$705	$700	$19.76	$33,453
C	CENTRAL CITY PUBLIC LIB	EC	$11,163	-	$5,631	-	$157	-	$1,381	-	$17.25	$18,332
C	CLARKSVILLE PUBLIC LIB	NE	$13,154	-	$6,578	-	-	-	$1,507	-	$15.37	$21,239
C	COLFAX PUBLIC LIBRARY	CE	$18,440	-	-	-	-	-	$2,824	$154	$8.70	$21,418
C	COLUMBUS JUNCTION PL	SE	$18,469	-	$6,000	-	$642	-	$680	-	$15.96	$25,791
C	COON RAPIDS PUBLIC LIB	NW	$31,000	-	$8,000	-	$864	-	$1,800	-	$32.91	$41,664
C	CORNING PUBLIC LIBRARY	SW	$24,000	-	$16,000	-	$1,693	-	$11,655	-	$29.54	$53,348
C	DALLAS CENTER PUBLIC LIB	CE	$44,377	-	$5,214	-	$218	-	$11,690	-	$42.30	$61,499
C	DE SOTO PUBLIC LIBRARY	CE	$14,809	-	$1,776	-	-	-	$696	-	$16.73	$17,281
C	DENVER PUBLIC LIBRARY	NE	$48,400	-	$14,049	-	$442	-	$585	$317	$39.87	$63,793
C	DUNLAP PUBLIC LIBRARY	SW	$11,595	-	$3,567	-	-	-	$1,601	$30	$13.50	$16,893
C	DYSART PUBLIC LIBRARY	EC	$17,218	-	$3,802	-	-	-	$1,957	$237	$18.91	$23,264
C	EARLHAM PUBLIC LIBRARY	CE	$10,000	-	$8,096	-	$1,380	-	$22,696	$139	$36.57	$42,311
C	EDDYVILLE PUBLIC LIB	SE	$7,100	-	$4,329	-	$184	-	$12,617	$100	$24.58	$24,830
C	ELDON PUBLIC LIBRARY	SE	$13,351	-	$4,376	-	$384	-	$2,438	$50	$19.25	$20,599
C	ELKADER PUBLIC LIBRARY	NE	$17,067	-	$10,450	-	$504	-	$3,598	$1,386	$21.86	$33,005
C	FAIRBANK PUBLIC LIBRARY	NE	$18,696	-	$5,830	-	$475	-	$3,634	-	$28.13	$28,635
C	FAYETTE PUBLIC LIBRARY	NE	$22,220	$2,410	$4,239	-	$71	-	$8,712	-	$28.59	$37,652
C	FREDERICKSBURG PUBLIC LIB	NE	$15,000	-	$5,298	-	-	-	-	$218	$20.29	$20,516
C	GEORGE PUBLIC LIBRARY	NW	$3,665	-	$5,435	-	-	-	$561	$49	$9.11	$9,710
C	GOWRIE PUBLIC LIBRARY	NC	$10,000	-	$9,252	$450	$146	-	$2,376	$615	$22.22	$22,839
C	GREENE PUBLIC LIBRARY	NE	$14,204	-	$7,431	-	$1,024	-	$32,306	$1,874	$49.77	$56,839
C	GREENFIELD PUBLIC LIB	SW	$42,493	-	$6,974	-	$220	-	$2,363	-	$25.10	$52,050
C	GRISWOLD PUBLIC LIBRARY	SW	$11,624	-	$3,295	-	-	-	$350	$700	$15.22	$15,969
C	GRUNDY CENTER PUBLIC LIB	NE	$52,084	-	$18,289	-	-	-	$5,355	$635	$30.66	$76,363
C	GUTHRIE CENTER PUBLIC LIB	SW	$27,436	-	$14,015	-	$461	-	$3,334	$151	$28.13	$45,397
C	GUTTENBERG PUBLIC LIB	NE	$19,473	-	$10,671	-	-	-	$3,210	-	$15.54	$35,079
C	HAWARDEN PUBLIC LIBRARY	NW	$92,546	-	$19,475	-	-	-	$14,598	-	$51.91	$126,619
C	HOLSTEIN PUBLIC LIBRARY	NW	$30,700	-	$4,741	-	-	-	$27,382	-	$43.36	$62,823
C	HUDSON PUBLIC LIBRARY	NE	$37,325	-	$10,479	-	$585	-	$2,755	$2,000	$26.09	$53,144
C	HULL PUBLIC LIBRARY	NW	$19,358	-	$16,150	-	-	-	$1,242	$1,279	$22.06	$38,029
C	HUXLEY PUBLIC LIBRARY	CE	$27,425	-	$3,900	-	$477	-	$987	$135	$16.08	$32,924
C	IDA GROVE PUBLIC LIB	NW	$38,300	-	$6,240	-	-	-	$2,100	$3,000	$21.06	$49,640
C	JESUP PUBLIC LIBRARY	NE	$34,110	$10,000	$10,223	$155,933	$1,364	$1,150	$61,883	-	$129.50	$274,663
C	JEWELL PUBLIC LIBRARY	NC	$10,200	-	$9,690	-	$362	-	$2,798	$6,368	$26.60	$29,418
C	KALONA PUBLIC LIBRARY	SE	$11,000	-	$6,000	-	$1,646	-	$7,357	$337	$13.56	$26,340
C	KEOSAUQUA PUBLIC LIB	SE	$10,800	-	$2,400	-	-	$715	$13,376	$3,881	$30.56	$31,172
C	KEOTA PUBLIC LIBRARY	SE	$1,000	-	$4,529	-	$265	-	$7,190	-	$12.98	$12,984
C	KINGSLEY PUBLIC LIBRARY	NW	$14,322	-	$6,106	-	-	-	$784	-	$18.79	$21,212
C	LA PORTE CITY PUBLIC LIB	NE	$25,918	$1,475	$5,651	-	$171	-	$5,099	$100	$18.05	$38,414
C	LAKE CITY PUBLIC LIB	NW	$23,583	-	$11,430	-	$185	-	$3,571	$301	$21.22	$39,070
C	LAKE MILLS PUBLIC LIB	NC	$50,451	-	$6,500	-	-	-	$1,315	$310	$27.33	$58,576

Income

SZ CD	NAME	REG	CITY APPR.	SPECIAL CITY APPR.	COUNTY APPR.	FEDERAL ASSIST.	OTHER GOV. REVENUE	OTHER GRANTS	ENDOWMENTS GIFTS FINES,FEES	OTHER INCOME	PER CAPITA INCOME	TOTAL INCOME
C	LAKE VIEW PUBLIC LIB	NW	$23,830	-	$7,445	-	-	-	$1,923	$1,000	$26.25	$34,198
C	LAMONI PUBLIC LIBRARY	SW	$41,636	-	$3,547	-	-	-	$11,928	$1,600	$25.32	$58,711
C	LANSING PUBLIC LIBRARY	NE	$5,050	-	$8,389	-	-	-	$1,611	$195	$15.14	$15,245
C	LAURENS PUBLIC LIBRARY	NW	$45,615	-	$4,050	-	$152	$1,675	$7,808	$9,287	$44.25	$68,587
C	LENOX PUBLIC LIBRARY	SW	$12,000	-	$2,100	-	-	-	$690	$1,217	$12.28	$16,007
C	LEON PUBLIC LIBRARY	SW	$34,214	-	$3,547	-	-	-	$7,056	$1,765	$22.76	$46,582
C	LISBON PUBLIC LIBRARY	EC	$16,490	-	$9,000	-	$1,016	-	$1,968	-	$19.61	$28,474
C	LOGAN PUBLIC LIBRARY	SW	$29,500	-	$4,540	-	$20	-	$1,854	$1,600	$26.78	$37,514
C	MADRID PUBLIC LIBRARY	CE	$32,350	-	$5,600	-	$1,022	-	$2,402	-	$17.28	$41,374
C	MALVERN PUBLIC LIBRARY	SW	$18,519	-	$4,070	-	-	-	$911	$2,750	$21.69	$26,250
C	MANLY PUBLIC LIBRARY	NC	$13,828	$2,722	$6,700	-	$2,399	-	$1,392	$499	$20.42	$27,540
C	MANNING PUBLIC LIBRARY	NW	$7,800	-	$7,800	-	-	-	$2,065	-	$11.90	$17,665
C	MANSON PUBLIC LIBRARY	NW	$17,430	-	$11,447	-	$228	-	$1,267	$73	$16.51	$30,445
C	MAPLETON PUBLIC LIBRARY	NW	$31,950	-	$6,859	-	-	-	$601	$514	$30.85	$39,924
C	MARCUS PUBLIC LIBRARY	NW	$27,804	-	$5,500	-	-	-	$747	$192	$29.24	$34,243
C	MARENGO PUBLIC LIBRARY	EC	$35,108	-	$14,297	-	$2,682	-	$7,235	-	$26.13	$59,322
C	MECHANICSVILLE PUBLIC LIB	EC	$13,040	-	$4,007	-	$265	-	$1,269	$2,269	$20.60	$20,850
C	MEDIAPOLIS PUBLIC LIB	SE	$8,000	-	$9,702	-	-	-	$1,905	-	$11.98	$19,607
C	MILFORD PUBLIC LIBRARY	NW	$21,000	-	$6,000	-	-	-	$5,600	$17,225	$22.96	$49,825
C	MITCHELLVILLE PUBLIC LIB	CE	$31,698	-	$5,916	-	$337	-	$1,299	-	$23.50	$39,250
C	MONONA PUBLIC LIBRARY	NE	$13,000	-	$10,400	-	$140	-	$502	$229	$15.97	$24,271
C	MONTEZUMA PUBLIC LIB	EC	$23,473	-	$8,750	-	-	-	-	-	$19.52	$32,223
C	MOUNT AYR PUBLIC LIB	SW	$9,000	-	$15,000	-	$330	-	$4,786	$234	$16.34	$29,350
C	NASHUA PUBLIC LIBRARY	NE	$31,812	-	$6,888	-	$2,268	-	$4,959	$611	$31.53	$46,538
C	NEW LONDON PUBLIC LIB	SE	$34,245	-	$6,358	-	$1,392	-	$22,471	$214	$33.65	$64,680
C	NEW SHARON PUBLIC LIB	SE	$1,000	-	$8,000	-	-	-	$1,721	$757	$10.10	$11,478
C	NEWELL PUBLIC LIBRARY	NW	$7,017	-	$4,786	-	-	-	$4,938	$113	$15.48	$16,854
C	NORA SPRINGS PUBLIC LIB	NC	$9,784	-	$13,657	-	$2,163	-	$1,216	$142	$17.91	$26,962
C	NORTHWOOD PUBLIC LIB	NC	$25,139	-	$6,700	-	$14	-	$4,873	$64	$18.96	$36,790
C	OAKLAND PUBLIC LIBRARY	SW	$2,000	-	$7,231	-	$906	-	$17,196	-	$18.27	$27,333
C	ODEBOLT PUBLIC LIBRARY	NW	$12,800	-	$8,977	-	-	-	$7,067	$455	$25.30	$29,299
C	OGDEN PUBLIC LIBRARY	CE	$30,024	-	$9,800	-	$355	-	$1,500	$16,800	$30.63	$58,479
C	PANORA PUBLIC LIBRARY	SW	$16,223	-	$11,371	-	$200	-	$1,040	$95	$26.30	$28,929
C	PARKERSBURG PUBLIC LIB	NE	$29,000	-	$6,929	-	-	-	$729	$1,304	$21.04	$37,962
C	PAULLINA PUBLIC LIBRARY	NW	$29,460	-	$4,950	-	-	-	$1,647	$62	$31.85	$36,119
C	PLEASANTVILLE PUBLIC LIB	CE	-	-	-	-	-	-	-	-	-	-
C	POCAHONTAS PUBLIC LIB	NW	$45,541	-	$4,050	$855	-	-	$7,079	-	$27.59	$57,525
C	POLK CITY PUBLIC LIB	CE	$16,894	-	$1,660	-	-	-	$150	-	$9.80	$18,704
C	POSTVILLE PUBLIC LIB	NE	$10,789	-	$4,950	-	-	-	$274	$2,426	$12.53	$18,439
C	PRESTON PUBLIC LIBRARY	EC	$12,139	-	$7,771	-	$1,080	$750	$5,657	$71	$26.80	$27,468
C	REINBECK PUBLIC LIBRARY	NE	$50,658	-	$14,232	-	-	-	$4,736	-	$43.38	$69,626
C	REMSEN PUBLIC LIBRARY	NW	$35,589	-	$9,925	-	-	-	$5,188	-	$33.51	$50,702
C	ROCKWELL CITY PUBLIC LIB	NW	$32,372	-	$11,996	-	-	-	$2,162	-	$23.49	$46,530
C	ROCKWELL PUBLIC LIBRARY	NC	$7,620	-	$2,067	-	$262	-	$13,056	$135	$22.96	$23,140

Income

SZ CD	NAME	REG	CITY APPR.	SPECIAL CITY APPR.	COUNTY APPR.	FEDERAL ASSIST.	OTHER GOV. REVENUE	OTHER GRANTS	ENDOWMENTS GIFTS FINES,FEES	OTHER INCOME	PER CAPITA INCOME	TOTAL INCOME
C	ROLAND PUBLIC LIBRARY	CE	$26,300	-	$4,524	-	$540	-	$3,037	-	$33.24	$34,401
C	SAC CITY PUBLIC LIBRARY	NW	$50,124	-	$8,977	-	-	-	-	-	$23.72	$59,101
C	SAINT ANSGAR PUBLIC LIB	NC	$24,126	-	$16,606	$5,058	-	-	$4,244	$194	$47.25	$50,228
C	SANBORN PUBLIC LIBRARY	NW	$24,225	-	$4,950	-	-	-	$604	-	$22.14	$29,779
C	SHEFFIELD PUBLIC LIB	NC	$17,500	-	$17,672	-	$838	-	$477	$2,095	$32.86	$38,582
C	SHELL ROCK PUBLIC LIB	NE	$4,924	-	$5,423	-	-	-	$17,778	$618	$20.75	$28,743
C	SIDNEY PUBLIC LIBRARY	SW	$3,166	-	$4,770	-	-	-	$1,000	-	$7.13	$8,936
C	SIGOURNEY PUBLIC LIB	SE	$22,700	-	$7,667	-	-	-	$2,297	-	$15.47	$32,664
C	SLATER PUBLIC LIBRARY	CE	$58,268	-	-	-	-	-	-	-	$45.95	$58,268
C	SOLON PUBLIC LIBRARY	EC	$9,012	-	$8,840	-	$42	-	$5,502	$506	$22.76	$23,902
C	SPRINGVILLE PUBLIC LIB	EC	$11,400	-	$4,912	-	-	-	$934	-	$16.15	$17,246
C	STATE CENTER PUBLIC LIB	CE	-	-	$3,200	-	$757	-	$51,710	$4,612	$48.30	$60,279
C	STRAWBERRY POINT PL	NE	$19,239	-	$10,449	-	$866	-	$2,133	-	$24.09	$32,687
C	STUART PUBLIC LIBRARY	SW	$11,259	-	$10,927	-	$589	-	-	$293	$15.16	$23,068
C	SUMNER PUBLIC LIBRARY	NE	$31,984	-	$13,533	-	$122	$539	$3,395	$1,866	$24.75	$51,439
C	TOLEDO PUBLIC LIBRARY	EC	$28,700	$15,000	$4,300	-	$240	-	$6,400	$150	$23.02	$54,790
C	TRAER PUBLIC LIBRARY	EC	$25,623	-	$4,352	-	$135	-	$6,191	$482	$23.70	$36,783
C	TRIPOLI PUBLIC LIBRARY	NE	$19,176	-	$13,003	$411	$591	$539	$15,002	-	$41.01	$48,722
C	VILLISCA PUBLIC LIBRARY	SW	$7,845	-	$7,200	-	-	-	$3,460	-	$13.89	$18,505
C	WAPELLO PUBLIC LIBRARY	SE	$28,538	-	$6,000	-	$445	-	$4,812	-	$19.77	$39,795
C	WELLMAN PUBLIC LIBRARY	SE	$13,600	-	$3,222	-	$2,635	-	$1,770	-	$19.56	$21,227
C	WEST BRANCH PUBLIC LIB	EC	$29,500	-	$5,579	-	$1,290	-	$26,217	-	$32.80	$62,586
C	WEST POINT PUBLIC LIB	SE	$23,940	$4,500	$8,900	-	$485	-	$934	$240	$36.14	$38,999
C	WEST UNION PUBLIC LIB	NE	$38,965	-	$6,075	-	-	-	$5,069	$2,424	$21.10	$52,533
C	WILLIAMSBURG PUBLIC LIB	EC	$23,653	-	$14,295	-	$1,257	-	$5,736	-	$20.67	$44,941
C	WINFIELD PUBLIC LIBRARY	SE	$13,700	-	$7,000	-	-	-	$578	$468	$20.69	$21,746
C	WOODBINE PUBLIC LIBRARY	SW	$37,715	-	$3,613	-	-	-	$397	$914	$28.43	$42,639
C	WOODWARD PUBLIC LIBRARY	CE	$21,195	-	$2,498	-	$581	-	$590	$660	$21.32	$25,524
D	ADEL PUBLIC LIBRARY	CE	$48,326	$1,300	$14,014	-	$669	-	$2,937	-	$20.35	$67,246
D	ALBIA PUBLIC LIBRARY	SE	$25,620	-	$26,000	-	$911	-	$704	-	$13.76	$53,235
D	AUDUBON PUBLIC LIBRARY	SW	$34,000	-	$16,400	$89,000	-	$25,000	$527	$1,838	$66.07	$166,765
D	BELLE PLAINE PUBLIC LIB	EC	$25,413	-	$9,000	-	$381	-	$14,803	-	$17.50	$49,597
D	BELMOND PUBLIC LIBRARY	NC	$46,248	-	$18,356	-	$1,534	$750	$5,798	$960	$29.46	$73,646
D	BLOOMFIELD PUBLIC LIB	SE	$41,854	-	$13,323	-	$472	-	$1,960	$111	$22.37	$57,720
D	CAMANCHE PUBLIC LIBRARY	EC	$89,383	-	$1,117	-	$986	-	$2,765	-	$21.25	$94,251
D	CARLISLE PUBLIC LIBRARY	CE	$57,894	-	$5,727	-	$1,304	-	$3,415	$16	$21.09	$68,356
D	CARTER LAKE PUBLIC LIB	SW	-	-	$1,694	-	$568	-	$921	-	$.99	$3,183
D	CHARITON PUBLIC LIBRARY	SW	$61,500	-	$14,000	-	$112	-	$6,806	-	$17.85	$82,418
D	CLARION PUBLIC LIBRARY	NC	$63,260	-	$20,700	-	-	-	$892	-	$31.39	$84,852
D	CRESCO PUBLIC LIBRARY	NE	$89,448	-	$10,157	$4,836	$6,383	-	$802	-	$30.42	$111,626
D	DE WITT PUBLIC LIBRARY	EC	$64,250	-	$17,112	-	$1,621	-	$10,937	$130	$20.84	$94,050
D	DYERSVILLE PUBLIC LIB	NE	$95,969	-	$10,000	-	$6,804	$750	$3,598	-	$32.75	$121,266
D	EAGLE GROVE PUBLIC LIB	NC	$64,980	$8,765	$21,555	-	$7,625	-	$5,833	$593	$29.79	$109,351

Income

SZ CD	NAME	REG	CITY APPR.	SPECIAL CITY APPR.	COUNTY APPR.	FEDERAL ASSIST.	OTHER GOV. REVENUE	OTHER GRANTS	ENDOWMENTS GIFTS FINES,FEES	OTHER INCOME	PER CAPITA INCOME	TOTAL INCOME
D	ELDORA PUBLIC LIBRARY	NC	$64,397	-	$18,025	-	$1,759	-	$1,293	$454	$28.28	$85,928
D	EMMETSBURG PUBLIC LIB	NW	$93,006	$25,000	$26,136	-	$516	-	$1,084	$186	$37.04	$145,928
D	EVANSDALE PUBLIC LIB	NE	$21,977	-	$799	-	$6,439	-	$73	-	$6.31	$29,288
D	FOREST CITY PUBLIC LIB	NC	$61,721	$17,000	$6,500	-	-	-	$4,053	-	$20.15	$89,274
D	GARNER PUBLIC LIBRARY	NC	$53,853	-	$17,455	-	$2,792	-	$14,689	$9	$30.45	$88,798
D	GLENWOOD PUBLIC LIBRARY	SW	$144,651	-	$15,500	-	$863	-	$17,531	$4,030	$39.94	$182,575
D	GRIMES PUBLIC LIBRARY	CE	$40,184	$3,300	$360	-	$588	-	$555	$40,184	$32.10	$85,171
D	HAMPTON PUBLIC LIBRARY	NC	$61,000	-	$41,234	-	$4,638	-	$8,507	$11,339	$30.66	$126,718
D	HIAWATHA PUBLIC LIBRARY	EC	$48,218	-	$15,289	-	$10,586	-	$3,552	-	$15.57	$77,645
D	HUMBOLDT PUBLIC LIBRARY	NC	$132,310	$69,600	$9,295	-	$9,189	-	$8,867	$442	$51.76	$229,703
D	JEFFERSON PUBLIC LIB	CE	$111,401	-	$18,681	-	$3,851	$730	$9,686	$1,200	$33.91	$145,549
D	JOHNSTON PUBLIC LIBRARY	CE	$164,986	-	$9,970	-	$8,227	-	$5,967	-	$40.23	$189,150
D	MISSOURI VALLEY PUBLIC LIB	SW	$54,331	-	$4,910	-	-	-	$1,443	-	$21.01	$60,684
D	MONTICELLO PUBLIC LIB	EC	$54,433	-	$6,786	-	$259	-	$12,045	-	$20.88	$73,523
D	NEW HAMPTON PUBLIC LIB	NE	$48,375	$6,000	$8,068	-	$2,030	-	$125,805	-	$51.99	$190,278
D	NORTH LIBERTY PUBLIC LIB	EC	$60,887	-	$4,160	-	$1,718	-	$2,171	$223	$23.64	$69,159
D	ONAWA PUBLIC LIBRARY LIB	NW	$42,000	-	$16,000	-	$862	-	$7,284	-	$22.53	$66,146
D	ORANGE CITY PUBLIC LIB	NW	$122,396	-	$22,800	-	$126	-	$9,612	$6,049	$32.59	$160,983
D	OSAGE PUBLIC LIBRARY	NC	$78,393	$6,039	$28,381	-	$2,012	-	$13,661	$4,063	$38.54	$132,549
D	OSCEOLA PUBLIC LIBRARY	SW	$49,750	$2,045	$6,000	-	$1,326	-	$8,292	-	$16.19	$67,413
D	PLEASANT HILL PUBLIC LIB	CE	$116,435	-	$10,207	-	$2,897	-	$2,116	-	$35.86	$131,655
D	ROCK RAPIDS PUBLIC LIB	NW	$54,457	-	$10,611	-	-	$5,000	$106,564	$530	$68.11	$177,162
D	ROCK VALLEY PUBLIC LIB	NW	$86,645	-	$19,475	-	-	-	$49,708	$257,916	$162.89	$413,744
D	SHELDON PUBLIC LIBRARY	NW	$94,675	-	$5,220	-	-	-	$6,044	$9,053	$23.29	$114,992
D	SIBLEY PUBLIC LIBRARY	NW	$61,052	$2,000	$4,261	-	-	-	$5,291	-	$25.79	$72,604
D	SPIRIT LAKE PUBLIC LIB	NW	$84,566	-	$9,750	-	$6,702	-	$66,467	-	$43.27	$167,485
D	STORY CITY PUBLIC LIB	CE	$38,397	-	$5,460	-	$1,406	-	$1,747	$43,375	$30.55	$90,385
D	TAMA PUBLIC LIBRARY	EC	$53,174	-	$7,960	-	$6,939	-	$1,895	$1,354	$26.44	$71,322
D	TIPTON PUBLIC LIBRARY	EC	$50,908	-	$8,905	-	$1,598	-	$1,597	$529	$21.19	$63,537
D	WAUKEE PUBLIC LIBRARY	CE	$68,489	-	$4,248	-	$20	$825	$3,898	-	$30.84	$77,480
D	WAUKON PUBLIC LIBRARY	NE	$48,306	-	$22,550	-	-	-	$6,241	$481	$19.30	$77,578
D	WEST LIBERTY PUBLIC LIB	SE	$35,642	-	$5,500	-	$293	-	$11,500	$296	$18.14	$53,231
D	WILTON PUBLIC LIBRARY	SE	$28,000	$4,577	$5,200	-	$491	-	$1,291	$2,873	$16.47	$42,432
D	WINTERSET PUBLIC LIB	CE	$105,723	-	$17,812	-	$3,756	-	$5,731	-	$31.70	$133,022
E	ALGONA PUBLIC LIBRARY	NC	$136,908	-	$21,937	-	$8,348	-	$20,206	$11,323	$33.04	$198,722
E	ALTOONA PUBLIC LIBRARY	CE	$72,588	-	$26,294	-	$2,018	-	$5,638	$312	$14.86	$106,850
E	ANAMOSA PUBLIC LIBRARY	EC	$30,232	-	$6,786	-	$296	-	$2,918	$1,351	$8.15	$41,583
E	ATLANTIC PUBLIC LIBRARY	SW	$92,014	-	$4,748	-	$328	-	$202,790	-	$40.35	$299,880
E	CARROLL PUBLIC LIBRARY	NW	$124,740	-	$26,000	-	$9,657	-	$8,920	-	$17.68	$169,317
E	CENTERVILLE PUBLIC LIB	SE	$86,541	-	$7,400	-	$2,478	-	$14,485	-	$18.68	$110,904
E	CHARLES CITY PUBLIC LIB	NC	$111,600	-	$27,167	-	$6,332	-	$24,880	-	$21.58	$169,979
E	CHEROKEE PUBLIC LIBRARY	NW	$85,128	-	$9,500	-	$56	-	$27,882	-	$20.34	$122,566
E	CLARINDA PUBLIC LIBRARY	SW	$87,169	-	$13,642	-	$205	-	$3,578	$219	$20.54	$104,813
E	CLEAR LAKE PUBLIC LIB	NC	$158,228	-	$6,151	-	$5,720	-	$5,313	-	$21.44	$175,412

Income

SZ CD	NAME	REG	CITY APPR.	SPECIAL CITY APPR.	COUNTY APPR.	FEDERAL ASSIST.	OTHER GOV. REVENUE	OTHER GRANTS	ENDOWMENTS GIFTS FINES,FEES	OTHER INCOME	PER CAPITA INCOME	TOTAL INCOME
E	CRESTON PUBLIC LIBRARY	SW	$67,776	-	$13,500	-	$2,325	-	$7,764	-	$11.55	$91,365
E	DECORAH PUBLIC LIBRARY	NE	$144,171	-	$28,476	-	$3,581	$5,383	$27,000	-	$25.87	$208,611
E	DENISON PUBLIC LIBRARY	NW	$115,851	-	$10,000	-	$356	-	$32,999	-	$24.11	$159,206
E	ESTHERVILLE PUBLIC LIB	NW	$163,700	$1,000	$10,500	-	-	-	$864	$725	$26.31	$176,789
E	FAIRFIELD PUBLIC LIB	SE	$158,190	-	$55,600	-	$5,895	-	$582,614	$4,912	$82.64	$807,211
E	GRINNELL PUBLIC LIBRARY	EC	$230,610	-	$9,000	-	$3,100	-	$10,710	$2,113	$28.71	$255,533
E	HARLAN PUBLIC LIBRARY	SW	$96,666	-	$37,364	-	$2,750	-	$16,535	-	$29.78	$153,315
E	INDEPENDENCE PUBLIC LIB	NE	$84,248	-	$24,773	-	$565	-	$3,283	$120	$18.92	$112,989
E	IOWA FALLS PUBLIC LIB	NC	$120,047	-	$22,583	-	$4,950	-	$1,933	-	$27.57	$149,513
E	KNOXVILLE PUBLIC LIB	CE	$119,932	$10,000	$15,771	-	$1,563	-	$7,308	-	$18.78	$154,574
E	LE MARS PUBLIC LIBRARY	NW	$161,622	$17,447	$10,142	$750	$789	$1,800	$2,106	$1,500	$23.20	$196,156
E	MANCHESTER PUBLIC LIB	NE	$111,101	$504,703	$12,167	-	$569	-	$84,695	$4,040	$139.63	$717,275
E	MAQUOKETA PUBLIC LIB	EC	$96,500	-	$15,748	-	$36,783	$1,000	$137,156	-	$47.00	$287,187
E	MOUNT PLEASANT PUBLIC LIB	SE	$173,250	-	$9,450	-	$3,607	$3,000	$10,593	$4,841	$25.51	$204,741
E	NEVADA PUBLIC LIBRARY	CE	$110,748	-	$23,556	-	$2,427	-	$23,729	$363	$26.76	$160,823
E	NORWALK PUBLIC LIBRARY	CE	$69,113	-	$7,036	-	$555	-	$3,933	-	$14.08	$80,637
E	OELWEIN PUBLIC LIBRARY	NE	$72,319	-	$13,000	-	$2,827	-	$42,393	$2,168	$20.44	$132,707
E	PELLA PUBLIC LIBRARY	CE	$230,900	$15,500	$14,066	-	$1,326	$500	$15,144	-	$29.93	$277,436
E	PERRY PUBLIC LIBRARY	CE	$131,659	$23,000	$10,769	-	$5,710	$453,191	$17,055	-	$96.42	$641,384
E	RED OAK PUBLIC LIBRARY	SW	$95,900	-	$20,000	-	$678	-	$2,273	-	$18.97	$118,851
E	SHENANDOAH PUBLIC LIB	SW	$107,031	-	$13,642	-	$1,319	-	$17,156	-	$24.97	$139,148
E	SIOUX CENTER PUBLIC LIB	NW	$160,508	-	$22,800	-	-	-	$8,981	$6,475	$39.17	$198,764
E	STORM LAKE PUBLIC LIB	NW	$150,474	$24,602	$11,811	$3,500	$36	-	$5,113	-	$22.30	$195,536
E	VINTON PUBLIC LIBRARY	EC	$45,000	-	$10,000	-	$2,142	-	$45,441	-	$20.10	$102,583
E	WASHINGTON PUBLIC LIB	SE	$103,215	$4,500	$21,009	-	$2,064	-	$19,818	-	$21.29	$150,606
E	WAVERLY PUBLIC LIBRARY	NE	$197,385	-	$19,407	$411	$3,746	-	$9,953	$2,833	$27.37	$233,735
E	WEBSTER CITY PUBLIC LIB	NC	-	-	$14,259	-	$3,659	-	$185,992	$266	$25.86	$204,176
F	ANKENY PUBLIC LIBRARY	CE	$251,798	$12,737	$48,739	-	-	-	$16,884	$1,027	$17.92	$331,185
F	BOONE PUBLIC LIBRARY	CE	$218,896	-	$17,304	-	$5,027	-	$15,670	-	$20.73	$256,897
F	CORALVILLE PUBLIC LIB	EC	$238,942	-	$19,240	-	$21,654	-	$22,681	$44	$29.24	$302,561
F	FORT MADISON PUBLIC LIB	SE	$217,900	$18,000	$13,000	-	-	-	$20,188	$430	$23.20	$269,518
F	INDIANOLA PUBLIC LIB	CE	$153,405	-	$21,024	-	$4,493	-	$10,807	$2,670	$16.97	$192,399
F	KEOKUK PUBLIC LIBRARY	SE	$298,874	-	$14,430	-	$2,052	$9,962	$15,371	$1,700	$29.48	$367,084
F	MARION PUBLIC LIBRARY	EC	$340,264	-	$24,605	-	$15,649	-	$27,537	-	$20.00	$408,055
F	MUSCATINE PUBLIC LIB	SE	$417,966	$125,520	$55,100	-	$5,337	$507	$19,323	$16,584	$27.99	$640,337
F	NEWTON PUBLIC LIBRARY	CE	$283,592	$194,269	$58,887	-	$28,116	-	$466,302	-	$69.73 $	1,031,166
F	OSKALOOSA PUBLIC LIB	SE	$201,025	-	$41,000	-	$15,171	-	$16,203	-	$25.71	$273,399
F	OTTUMWA PUBLIC LIBRARY	SE	$239,282	-	$12,910	-	$4,220	-	$116,898	$16,272	$15.91	$389,582
F	SPENCER PUBLIC LIBRARY	NW	$228,682	-	$10,018	-	$125	-	$16,679	$758	$23.16	$256,262
F	URBANDALE PUBLIC LIB	CE	$515,197	-	$4,273	-	$109,524	$300	$21,119	$7,699	$28.00	$658,112

Income

SZ CD	NAME	REG	CITY APPR.	SPECIAL CITY APPR.	COUNTY APPR.	FEDERAL ASSIST.	OTHER GOV. REVENUE	OTHER GRANTS	ENDOWMENTS GIFTS FINES,FEES	OTHER INCOME	PER CAPITA INCOME	TOTAL INCOME
G	AMES PUBLIC LIBRARY	CE	$2,012,198	-	$88,920	$70,000	$59,545	-	$123,174	-	$49.87 $	2,353,837
G	BETTENDORF PUBLIC LIB	SE	$983,424	$7,200	-	-	$60,241	$4,700	$30,475	-	$38.61 $	1,086,040
G	BURLINGTON PUBLIC LIB	SE	$570,890	$109,634	-	-	$5,395	-	$35,585	-	$26.52	$721,504
G	CEDAR FALLS PUBLIC LIB	NE	$635,452	-	$24,256	-	$16,432	-	$28,887	$2,000	$20.61	$707,027
G	CLINTON PUBLIC LIBR	EC	$605,000	$62,200	$11,928	-	$2,569	-	$14,497	$14,782	$24.35	$710,976
G	FORT DODGE PUBLIC LIB	NC	$259,907	$5,000	$56,799	-	$3,272	-	$8,383	-	$12.87	$333,361
G	MARSHALLTOWN PUBLIC LIB	CE	$398,568	-	$18,000	-	$5,045	$1,000	$13,333	-	$17.31	$435,946
G	MASON CITY PUBLIC LIB	NC	$502,006	-	$11,495	-	$22,502	-	$72,493	$8,557	$21.25	$617,053
G	WEST DES MOINES PUBLIC LIB	CE	$649,842	$56,780	$2,871	-	$133,002	-	$21,092	$15,000	$27.71	$878,587
H	CEDAR RAPIDS PUBLIC LIB	EC	$2,380,821	-	$98,081	$20,000	$436,368	-	$127,938	$239,124	$30.37 $	3,302,332
H	COUNCIL BLUFFS PUBLIC LIB	SW	$731,177	-	$30,087	-	$39,091	-	$92,065	$1,592	$16.46	$894,012
H	DAVENPORT PUBLIC LIB	SE	$1,816,634	$130,000	-	$3,370	$43,651	$21,743	$196,010	-	$23.20 $	2,211,408
H	DES MOINES PUBLIC LIB	CE	$4,515,286	$7,378	-	$41,297	$115,035	$5,174	$69,144	$72,858	$24.98 $	4,826,172
H	DUBUQUE PUBLIC LIBRARY	NE	$895,452	$431,617	-	-	$95,838	$1,560	$63,123	$2,476	$25.89 $	1,490,066
H	IOWA CITY PUBLIC LIB	EC	$1,883,127	-	$210,000	-	$97,173	-	$249,032	$54,631	$41.75 $	2,493,963
H	SIOUX CITY PUBLIC LIB	NW	$1,712,191	$50,000	-	-	$62,808	$1,928	$188,301	$1,881	$25.06 $	2,017,109
H	WATERLOO PUBLIC LIBRARY	NE	$1,086,713	$100,115	$43,400	$13,994	$55,878	$750	$77,992	$1,388	$20.77 $	1,380,230
I	DUBUQUE COUNTY LIBRARY	NE	$21,728	-	$224,397	-	$5,780	-	$2,288	-	$14.04	$254,193
I	SCOTT COUNTY LIBRARY	SE	$225,351	-	$249,842	-	$28,167	-	$11,884	-	$18.73	$515,244
I	WOODBURY COUNTY LIBRARY	NW	$27,014	-	$89,461	-	-	-	$225	-	$10.06	$116,700

SUMMARY OF INCOME DATA IN DOLLARS - STATE TOTAL

SIZE GROUP	NO. TOT	LIB RPT	CITY APPR.	SPECIAL CITY APPR.	COUNTY APPR.	FEDERAL ASSIST.	OTHER GOV. REVENUE	OTHER GRANTS	ENDOWMENTS AND GIFTS	FINES FEES
A- 0- 499	140	121	$ 447,326	$ 12,610	$ 611,122	$ 59,088	$ 13,412	$ 10,021	$ 113,869	$ 50,484
B- 500- 999	131	128	1,236,800	243,653	710,616	4,400	26,809	38,043	134,110	75,695
C- 1,000- 2,499	137	131	2,868,472	42,107	966,949	167,266	9,313	5,368	565,449	134,630
D- 2,500- 4,999	050	49	3,242,883	145,626	612,663	93,836	34,021	33,055	481,720	107,238
E- 5,000- 9,999	037	37	4,303,064	600,752	626,054	4,661	23,287	464,874	1,440,560	198,591
F-10,000-24,999	013	13	3,605,823	350,526	340,530	---------	121,584	10,769	614,016	171,646
G-25,000-49,999	009	9	6,617,287	240,814	214,269	70,000	134,321	5,700	137,477	210,442
H- OVER 50,000	008	8	15,021,401	719,110	381,568	78,661	136,215	31,155	588,553	475,052
I- COUNTY LIBR	004	3	274,093	---------	563,700	---------	22,716	---------	225	14,172
STATE TOTALS	529	499	$37,617,149	$ 2,355,198	$ 5,027,471	$ 477,912	$ 521,678	$ 598,985	$ 4,075,979	$ 1,437,950

SUMMARY OF INCOME DATA IN DOLLARS - STATE AVERAGES

SIZE GROUP	NO. TOT	LIB RPT	CITY APPR.	SPECIAL CITY APPR.	COUNTY APPR.	FEDERAL ASSIST.	OTHER GOV. REVENUE	OTHER GRANTS	ENDOWMENTS AND GIFTS	FINES FEES
A- 0- 499	140	121	$ 3,697	$ 104	$ 5,051	$ 488	$ 111	$ 83	$ 941	$ 417
B- 500- 999	131	128	9,663	1,904	5,552	34	209	297	1,048	591
C- 1,000- 2,499	137	131	21,897	321	7,381	1,277	71	41	4,316	1,028
D- 2,500- 4,999	050	49	66,181	2,972	12,503	1,915	694	675	9,831	2,189
E- 5,000- 9,999	037	37	116,299	16,237	16,920	126	629	12,564	38,934	5,367
F-10,000-24,999	013	13	277,371	26,964	26,195	---------	9,353	828	47,232	13,204
G-25,000-49,999	009	9	735,254	26,757	23,808	7,778	14,925	633	15,275	23,382
H- OVER 50,000	008	8	1,877,675	89,889	47,696	9,833	17,027	3,894	73,569	59,382
I- COUNTY LIBR	004	3	91,364	---------	187,900	---------	7,572	---------	75	4,724
STATE AVERAGES	529	499	$ 75,385	$ 4,720	$ 10,075	$ 958	$ 1,045	$ 1,200	$ 8,168	$ 2,882

T

OTHER INCOME	PER CAPITA	TOTAL INCOME
$ 36,404	$ 35.02	$ 1,397,541
65,804	27.85	2,593,869
114,208	24.53	4,924,022
388,234	30.02	5,220,653
43,561	30.39	7,820,877
47,184	26.31	5,376,557
40,339	28.23	7,844,331
373,950	26.00	18,615,292
----------	15.49	886,137
$ 1,109,684	$ 27.06	$54,679,279

A

OTHER INCOME	PER CAPITA	TOTAL INCOME
$ 301	$ 35.02	$ 11,550
514	27.85	20,265
872	24.53	37,588
7,923	30.02	106,544
1,177	30.39	211,375
3,630	26.31	413,581
4,482	28.23	871,592
46,744	26.00	2,326,912
----------	15.49	295,379
$ 2,224	$ 27.06	$ 109,578

SUMMARY OF INCOME DATA BY PERCENTAGES - STATE

SIZE GROUP	CITY APPR.	SPECIAL CITY APPR.	COUNTY APPR.	FEDERAL ASSIST.	OTHER GOV.REV.	OTHER GRANTS	ENDOW GIFTS	FINES FEES	OTHER INCOME
A- 0- 499	32.00	00.90	43.72	04.22	00.95	00.71	08.14	03.61	02.60
B- 500- 999	47.68	09.39	27.39	00.16	01.03	01.46	05.17	02.91	02.53
C- 1,000- 2,499	58.25	00.85	19.63	03.39	00.18	00.10	11.48	02.73	02.31
D- 2,500- 4,999	62.11	02.78	11.73	01.79	00.65	00.63	09.22	02.05	07.43
E- 5,000- 9,999	55.02	07.68	08.00	00.05	00.29	05.94	18.41	02.53	00.55
F-10,000-24,999	67.06	06.51	06.33	------	02.26	00.20	11.42	03.19	00.87
G-25,000-49,999	84.35	03.06	02.73	00.89	01.71	00.07	01.75	02.68	00.51
H- OVER 50,000	80.69	03.86	02.04	00.42	00.73	00.16	03.16	02.55	02.00
I- COUNTY LIBR	30.93	------	63.61	------	02.56	------	00.02	01.59	------
STATE TOTALS	68.79	04.30	09.19	00.87	00.95	01.09	07.45	02.62	02.02

Iowa Public Library Statistics, 1992-93

EXPENDITURES

* By Library

* Tables

The library by library listings which follow are in alphabetical order by Size Code.
Use the Table of Cities and Size Codes in the introduction to locate a library.

Expenditures, Part 1

SZ CD	NAME	REG	SALARIES AND WAGES	FRINGE BENEFITS	CITY/COUNTY BENEFITS	BOOKS	PERIOD., SERIALS	MICRO-FORMS	RECOR-DINGS	COMPUTER SOFTWARE	OTHER MATERIALS	SUBTOTAL
A	ALEXANDER PUBLIC LIBRARY	NC	$7,418	$1,722	-	$2,535	$524	-	$351	-	-	$12,550
A	ALTA VISTA PUBLIC LIBRARY	NE	$3,300	$200	-	$4,500	$20	-	-	$210	$200	$8,430
A	ARCHER PUBLIC LIBRARY	NW	$1,195	-	-	$300	$150	-	$155	-	-	$1,800
A	ARLINGTON PUBLIC LIBRARY	NE	$6,678	$900	-	$1,880	$172	-	$65	$96	$1,230	$11,021
A	ARTHUR PUBLIC LIBRARY	NW	$1,476	$238	-	$1,569	$359	-	$101	-	$74	$3,817
A	ASHTON PUBLIC LIBRARY	NW	$4,442	$945	-	$1,497	$453	-	$133	-	$381	$7,851
A	AUBURN PUBLIC LIBRARY	NW	$3,277	-	-	$4,060	$97	-	$247	-	$475	$8,156
A	AURORA PUBLIC LIBRARY	NE	-	-	-	$826	$30	-	-	-	-	$856
A	BAGLEY PUBLIC LIBRARY	SW	$5,087	$682	-	$3,536	$106	-	$49	-	$554	$10,014
A	BEAMAN PUBLIC LIBRARY	NE	$8,552	-	$1,475	$3,360	$1,109	$65	$735	$294	-	$15,590
A	BENNETT PUBLIC LIBRARY	EC	$4,065	-	$233	$1,000	-	-	$175	-	$400	$5,873
A	BIRMINGHAM PUBLIC LIBRARY	SE	-	-	-	$1,000	$138	-	-	-	-	$1,138
A	BLAKESBURG PUBLIC LIBRARY	SE	$2,837	$375	-	$975	$75	-	$219	-	-	$4,481
A	BODE PUBLIC LIBRARY	NC	$5,009	$614	$614	$2,709	$229	-	$250	$18	$110	$9,553
A	BONAPARTE PUBLIC LIBRARY	SE	$50	-	-	$1,968	-	-	-	-	-	$2,018
A	BUSSEY PUBLIC LIBRARY	CE	$2,303	-	-	$2,506	-	-	$383	-	-	$5,192
A	CALAMUS PUBLIC LIBRARY	EC	-	-	-	-	-	-	-	-	-	-
A	CALLENDER PUBLIC LIBRARY	NC	$8,432	-	-	$2,180	$872	-	$806	-	$1,309	$13,599
A	CANTRIL PUBLIC LIBRARY	SE	$568	-	$53	$673	-	-	$14	-	$208	$1,516
A	CASEY PUBLIC LIBRARY	SW	$2,847	$688	-	$2,224	$231	-	$273	-	-	$6,263
A	CHARTER OAK PUBLIC LIBRARY	NW	$1,856	$39	-	$566	-	-	$1	-	-	$2,462
A	CHELSEA PUBLIC LIBRARY	EC	$7,048	$750	-	$3,000	$300	-	$185	$28	-	$11,311
A	CHURDAN PUBLIC LIBRARY	CE	$13,744	$1,500	-	$6,774	$723	-	$406	-	$1,127	$24,274
A	CLARE PUBLIC LIBRARY	NC	$5,082	-	-	$2,711	$508	-	$3,994	-	$1,739	$14,034
A	CLEARFIELD PUBLIC LIBRARY	SW	$2,592	$307	-	$150	-	-	-	-	-	$3,049
A	CLEGHORN PUBLIC LIBRARY	NW	$20,410	-	$3,500	$4,500	$1,150	-	$1,125	$1,125	$700	$32,510
A	CLUTIER PUBLIC LIBRARY	EC	-	-	-	-	-	-	-	-	-	-
A	COLESBURG PUBLIC LIBRARY	NE	$2,301	$295	-	$2,840	$300	-	$500	-	-	$6,236
A	COLLINS PUBLIC LIBRARY	CE	$4,345	-	$544	$1,596	$400	-	$1,213	-	$450	$8,548
A	CORWITH PUBLIC LIBRARY	NC	$6,113	$845	-	$3,297	$220	-	-	-	-	$10,475
A	COULTER PUBLIC LIBRARY	NC	$6,085	$1,157	-	$3,069	$570	-	$1,649	-	-	$12,530
A	CUMBERLAND PUBLIC LIBRARY	SW	$2,575	$231	-	$1,097	$219	-	$21	-	-	$4,143
A	DELHI PUBLIC LIBRARY	NE	$4,194	$500	-	$1,955	$179	-	$67	-	-	$6,895
A	DOON PUBLIC LIBRARY	NW	$2,005	$251	-	$1,499	-	-	$95	-	-	$3,850
A	DUNCOMBE PUBLIC LIBRARY	NC	$9,751	$1,308	$100	$2,900	$565	-	$4,648	$65	$300	$19,637
A	ELLIOTT PUBLIC LIBRARY	SW	$7,452	-	$980	$2,600	$377	-	$193	-	$566	$12,168
A	ELLSWORTH PUBLIC LIBRARY	NC	$8,001	$262	$545	-	$687	-	$143	$50	-	$9,688
A	EMERSON PUBLIC LIBRARY	SW	$2,791	-	$374	$621	$62	-	$97	-	$438	$4,383
A	FARMERSBURG PUBLIC LIBRARY	NE	$2,029	$378	-	$965	$31	-	$192	-	-	$3,595
A	FENTON PUBLIC LIBRARY	NC	$5,844	-	$714	$2,551	$727	-	$631	$504	$229	$11,200
A	FERTILE PUBLIC LIBRARY	NC	$5,306	$635	-	$3,343	$678	-	$516	$11	-	$10,489
A	FORT ATKINSON PUBLIC LIBRARY	NE	$5,470	$700	-	$1,986	$533	-	$210	-	$25	$8,924
A	GALVA PUBLIC LIBRARY	NW	$3,833	$435	-	$909	$238	-	$26	$90	$286	$5,817
A	GARRISON PUBLIC LIBRARY	EC	$4,902	$266	-	$1,521	$153	-	$402	-	$710	$7,954
A	GRAFTON PUBLIC LIBRARY	NC	$6,864	$525	-	$1,429	$805	-	$1,785	-	$917	$12,325
A	HANLONTOWN PUBLIC LIBRARY	NC	$6,186	$753	-	$1,142	$230	-	$221	$41	$649	$9,222
A	HARCOURT PUBLIC LIBRARY	NC	$5,152	$1,042	-	$3,574	$582	-	$2,645	-	-	$12,995

Expenditures, Part 2

NAME	PLANT OPERATIONS	CITY/COUNTY PLANT OPER.	EQUIPMENT	OTHER OPER. EXPENDITURE	CAPITAL OUTLAY	SUBTOTAL	TOTAL	POPULATION LIBRARY	PER CAPITA EXPENDITURE
ALEXANDER PUBLIC LIBRARY	$2,604	-	$591	$3,898	-	$7,093	$19,643	170	$115.55
ALTA VISTA PUBLIC LIBRARY	-	$600	$90	$100	-	$790	$9,220	246	$37.48
ARCHER PUBLIC LIBRARY	$300	-	$143	$3,269	-	$3,712	$5,512	131	$42.08
ARLINGTON PUBLIC LIBRARY	-	$2,874	-	-	-	$2,874	$13,895	465	$29.88
ARTHUR PUBLIC LIBRARY	$1,200	-	-	$470	$1,500	$3,170	$6,987	272	$25.69
ASHTON PUBLIC LIBRARY	-	$4,000	$1,700	$417	-	$6,117	$13,968	462	$30.23
AUBURN PUBLIC LIBRARY	-	$360	$523	$347	-	$1,230	$9,386	283	$33.17
AURORA PUBLIC LIBRARY	$4	-	$500	$328	$20,000	$20,832	$21,688	248	$87.45
BAGLEY PUBLIC LIBRARY	-	$2,460	-	-	-	$2,460	$12,474	303	$41.17
BEAMAN PUBLIC LIBRARY	$1,302	$863	$349	$1,652	-	$4,166	$19,756	183	$107.96
BENNETT PUBLIC LIBRARY	$425	$300	$270	-	-	$995	$6,868	395	$17.39
BIRMINGHAM PUBLIC LIBRARY	$1,037	$927	$350	$50	$1,712	$4,076	$5,214	386	$13.51
BLAKESBURG PUBLIC LIBRARY	$179	-	$355	$687	-	$1,221	$5,702	333	$17.12
BODE PUBLIC LIBRARY	$1,586	$1,586	$1,330	$989	-	$5,491	$15,044	335	$44.91
BONAPARTE PUBLIC LIBRARY	$1,006	-	-	$70	-	$1,076	$3,094	465	$6.65
BUSSEY PUBLIC LIBRARY	$163	-	-	$1,640	-	$1,803	$6,995	494	$14.16
CALAMUS PUBLIC LIBRARY	-	-	-	-	-	-	-	379	-
CALLENDER PUBLIC LIBRARY	$3,690	-	$917	$1,088	$181,959	$187,654	$201,253	384	$524.10
CANTRIL PUBLIC LIBRARY	-	$633	-	-	-	$633	$2,149	262	$8.20
CASEY PUBLIC LIBRARY	$1,476	$1,200	$359	$707	-	$3,742	$10,005	441	$22.69
CHARTER OAK PUBLIC LIBRARY	$569	-	-	$1,215	-	$1,784	$4,246	497	$8.54
CHELSEA PUBLIC LIBRARY	-	$3,000	-	-	$6,400	$9,400	$20,711	336	$61.64
CHURDAN PUBLIC LIBRARY	$1,561	$1,200	-	$7,894	-	$10,655	$34,929	423	$82.57
CLARE PUBLIC LIBRARY	$63	$4,440	$1,087	-	-	$5,590	$19,624	161	$121.89
CLEARFIELD PUBLIC LIBRARY	$294	-	-	$270	-	$564	$3,613	417	$8.66
CLEGHORN PUBLIC LIBRARY	-	$2,201	$2,100	$1,025	-	$5,326	$37,836	275	$137.59
CLUTIER PUBLIC LIBRARY	$378	$1,701	-	$1,258	-	$3,337	$3,337	249	$13.40
COLESBURG PUBLIC LIBRARY	$1,200	$62	$190	$800	-	$2,252	$8,488	439	$19.33
COLLINS PUBLIC LIBRARY	$900	-	-	-	-	$900	$9,448	455	$20.76
CORWITH PUBLIC LIBRARY	$1,275	$662	$284	$1,287	-	$3,508	$13,983	354	$39.50
COULTER PUBLIC LIBRARY	$1,571	-	-	-	-	$1,571	$14,101	252	$55.96
CUMBERLAND PUBLIC LIBRARY	-	$675	-	$515	-	$1,190	$5,333	295	$18.08
DELHI PUBLIC LIBRARY	$394	-	$50	$611	-	$1,055	$7,950	485	$16.39
DOON PUBLIC LIBRARY	$1,327	-	$347	-	-	$1,674	$5,524	476	$11.61
DUNCOMBE PUBLIC LIBRARY	$1,225	$360	$135	$1,002	$500	$3,222	$22,859	488	$46.84
ELLIOTT PUBLIC LIBRARY	$1,397	-	$50	$282	-	$1,729	$13,897	399	$34.83
ELLSWORTH PUBLIC LIBRARY	$2,211	$1,200	$300	-	-	$3,711	$13,399	451	$29.71
EMERSON PUBLIC LIBRARY	-	$1,100	-	$133	-	$1,233	$5,616	476	$11.80
FARMERSBURG PUBLIC LIBRARY	$450	$267	$317	$141	-	$1,175	$4,770	291	$16.39
FENTON PUBLIC LIBRARY	$3,196	-	$132	$1,135	-	$4,463	$15,663	346	$45.27
FERTILE PUBLIC LIBRARY	$2,025	-	$1,271	-	-	$3,296	$13,785	382	$36.09
FORT ATKINSON PUBLIC LIBRARY	-	-	-	-	-	-	$8,924	367	$24.32
GALVA PUBLIC LIBRARY	$1,176	-	-	$387	-	$1,563	$7,380	398	$18.54
GARRISON PUBLIC LIBRARY	$187	$1,267	$98	$1,990	-	$3,542	$11,496	320	$35.92
GRAFTON PUBLIC LIBRARY	-	$3,450	$910	$1,027	-	$5,387	$17,712	282	$62.81
HANLONTOWN PUBLIC LIBRARY	$226	$4,663	-	-	-	$4,889	$14,111	193	$73.11
HARCOURT PUBLIC LIBRARY	$237	$3,249	$174	$913	-	$4,573	$17,568	306	$57.41

Expenditures, Part 1

SZ CD	NAME	REG	SALARIES AND WAGES	FRINGE BENEFITS	CITY/COUNTY BENEFITS	BOOKS	PERIOD., SERIALS	MICRO-FORMS	RECOR-DINGS	COMPUTER SOFTWARE	OTHER MATERIALS	SUBTOTAL
A	HARPERS FERRY PUBLIC LIBRARY	NE	$2,539	$326	-	$2,196	$268	-	$10	-	-	$5,339
A	HAVELOCK PUBLIC LIBRARY	NW	$1,361	$254	-	$767	$220	-	-	-	-	$2,602
A	HAWKEYE PUBLIC LIBRARY	NE	$4,011	$522	-	$1,760	$355	-	-	-	-	$6,648
A	HILLSBORO PUBLIC LIBRARY	SE	$1,482	-	-	$755	$59	-	-	-	$40	$2,336
A	IONIA PUBLIC LIBRARY	NE	$5,340	$606	-	$1,686	$58	-	-	$52	-	$7,742
A	JAMAICA PUBLIC LIBRARY	SW	$4,133	$552	-	$3,119	-	-	$252	-	-	$8,056
A	JOICE PUBLIC LIBRARY	NC	$7,012	$787	-	$3,236	$382	-	$197	-	$166	$11,780
A	KENSETT PUBLIC LIBRARY	NC	$5,162	-	$692	$2,302	$620	-	$250	-	-	$9,026
A	KIMBALLTON PUBLIC LIBRARY	SW	$4,200	-	-	$4,600	$600	-	-	-	$200	$9,600
A	LACONA PUBLIC LIBRARY	CE	$3,125	-	$416	$1,165	$66	-	$542	-	$133	$5,447
A	LAKOTA PUBLIC LIBRARY	NC	$5,410	$720	-	$1,619	$264	-	-	-	-	$8,013
A	LAMONT PUBLIC LIBRARY	NE	$4,807	$531	-	$3,070	$25	-	$50	$150	-	$8,633
A	LEDYARD PUBLIC LIBRARY	NC	$3,257	-	-	$1,469	$91	-	$131	-	-	$4,948
A	LETTS PUBLIC LIBRARY	SE	$3,890	$538	-	$2,438	$179	-	$1,066	-	-	$8,111
A	LEWIS PUBLIC LIBRARY	SW	$2,429	-	$314	$541	$15	-	-	-	-	$3,299
A	LIME SPRINGS PUBLIC LIBRARY	NE	$7,408	-	$993	$2,930	$935	-	$211	-	$1,066	$13,543
A	LINDEN PUBLIC LIBRARY	CE	$1,162	$1,220	$2,100	-	-	-	-	-	-	$4,482
A	LINN GROVE PUBLIC LIBRARY	NW	$2,532	$324	-	$480	-	-	$482	-	$50	$3,868
A	LITTLE ROCK PUBLIC LIBRARY	NW	$3,635	$406	-	$2,681	$460	-	-	-	$103	$7,285
A	LIVERMORE PUBLIC LIBRARY	NC	$11,227	$1,600	-	$3,293	$1,028	-	$933	$300	$966	$19,347
A	LOHRVILLE PUBLIC LIBRARY	NW	$7,361	$1,560	$1,560	$3,427	$553	-	$79	-	$420	$14,960
A	LOST NATION PUBLIC LIBRARY	EC	$1,418	$190	$12	$1,228	$34	-	-	-	-	$2,882
A	LU VERNE PUBLIC LIBRARY	NC	$8,586	$1,140	-	$1,429	$1,167	$60	$297	-	-	$12,679
A	MARATHON PUBLIC LIBRARY	NW	$2,930	$471	-	$1,563	$899	-	-	-	-	$5,863
A	MARBLE ROCK PUBLIC LIBRARY	NC	$7,130	$1,103	-	$1,845	$647	-	$339	-	-	$11,064
A	MARTELLE PUBLIC LIBRARY	EC	$5,087	-	-	$1,964	$96	-	$133	$40	-	$7,320
A	MASSENA PUBLIC LIBRARY	SW	$2,455	$325	-	$1,577	$108	-	-	-	-	$4,465
A	MELVIN PUBLIC LIBRARY	NW	$2,294	$590	-	$2,005	$637	-	-	-	-	$5,526
A	MENLO PUBLIC LIBRARY	SW	$2,699	$252	$373	$5,083	$409	$26	$362	-	-	$9,204
A	MESERVEY PUBLIC LIBRARY	NC	$5,594	$373	-	$1,073	$728	-	$593	-	$356	$8,717
A	MINBURN PUBLIC LIBRARY	CE	$2,400	-	$322	$2,776	$465	-	$929	-	-	$6,892
A	MODALE PUBLIC LIBRARY	SW	$3,649	$462	-	$2,245	$400	-	$153	-	-	$6,909
A	MONDAMIN PUBLIC LIBRARY	SW	$4,160	$472	-	$694	$143	-	-	-	-	$5,469
A	MORLEY PUBLIC LIBRARY	EC	-	-	-	$2,047	-	-	-	-	-	$2,047
A	NEW VIRGINIA PUBLIC LIBRARY	CE	$5,344	$716	-	$1,764	$177	-	-	-	-	$8,001
A	PACKWOOD PUBLIC LIBRARY	SE	$240	-	-	$21	-	-	-	-	$71	$332
A	PALMER PUBLIC LIBRARY	NW	$5,086	$681	-	$3,302	$184	-	$575	-	-	$9,828
A	PATON PUBLIC LIBRARY	CE	$3,167	-	$402	$3,074	$323	-	$275	-	$325	$7,566
A	PETERSON PUBLIC LIBRARY	NW	$9,779	$1,271	-	$3,690	$415	-	$5,213	$481	-	$20,849
A	PLAINFIELD PUBLIC LIBRARY	NE	$7,101	$903	-	$2,923	$994	-	$389	-	$1,392	$13,702
A	PLOVER PUBLIC LIBRARY	NW	$1,637	-	-	$472	$168	-	$257	-	$248	$2,782
A	QUIMBY PUBLIC LIBRARY	NW	$2,399	$277	-	$1,504	-	-	$842	-	$1,797	$6,819
A	RAKE PUBLIC LIBRARY	NC	$5,053	-	-	$7,989	$190	-	$190	$400	-	$13,822
A	RANDOLPH PUBLIC LIBRARY	SW	$2,400	$351	-	$1,090	$4	-	$66	$3	-	$3,914
A	REMBRANDT PUBLIC LIBRARY	NW	$3,784	-	-	$2,262	$213	-	$176	-	-	$6,435
A	RENWICK PUBLIC LIBRARY	NC	$7,261	$748	-	$3,794	$875	-	$1,666	-	$350	$14,694
A	RINGSTED PUBLIC LIBRARY	NW	$4,885	$674	-	$1,939	$326	-	$123	-	-	$7,947

Expenditures, Part 2

NAME	PLANT OPERATIONS	CITY/COUNTY PLANT OPER.	EQUIPMENT	OTHER OPER. EXPENDITURE	CAPITAL OUTLAY	SUBTOTAL	TOTAL	POPULATION LIBRARY	PER CAPITA EXPENDITURE
HARPERS FERRY PUBLIC LIBRARY	$851	-	$66	$701	-	$1,618	$6,957	284	$24.50
HAVELOCK PUBLIC LIBRARY	-	$1,540	-	$1,456	-	$2,996	$5,598	217	$25.80
HAWKEYE PUBLIC LIBRARY	$607	-	-	$1,049	-	$1,656	$8,304	460	$18.05
HILLSBORO PUBLIC LIBRARY	$700	-	-	$150	-	$850	$3,186	151	$21.10
IONIA PUBLIC LIBRARY	$335	$1,977	$200	$548	-	$3,060	$10,802	304	$35.53
JAMAICA PUBLIC LIBRARY	-	$2,500	-	-	-	$2,500	$10,556	232	$45.50
JOICE PUBLIC LIBRARY	$301	$2,100	-	$1,051	-	$3,452	$15,232	245	$62.17
KENSETT PUBLIC LIBRARY	$624	$2,850	-	-	-	$3,474	$12,500	298	$41.95
KIMBALLTON PUBLIC LIBRARY	-	$1,300	-	-	-	$1,300	$10,900	289	$37.72
LACONA PUBLIC LIBRARY	-	$1,326	$2,750	$574	$5,255	$9,905	$15,352	357	$43.00
LAKOTA PUBLIC LIBRARY	$100	$1,600	$229	$1,352	-	$3,281	$11,294	281	$40.19
LAMONT PUBLIC LIBRARY	$875	-	-	$600	-	$1,475	$10,108	471	$21.46
LEDYARD PUBLIC LIBRARY	$1,698	-	-	$530	-	$2,228	$7,176	164	$43.76
LETTS PUBLIC LIBRARY	$830	-	-	$2,921	$2,321	$6,072	$14,183	390	$36.37
LEWIS PUBLIC LIBRARY	-	$942	-	$68	-	$1,010	$4,309	433	$9.95
LIME SPRINGS PUBLIC LIBRARY	-	$2,678	$1,151	-	-	$3,829	$17,372	438	$39.66
LINDEN PUBLIC LIBRARY	-	$1,220	-	$1,200	-	$2,420	$6,902	201	$34.34
LINN GROVE PUBLIC LIBRARY	$131	-	-	-	-	$131	$3,999	194	$20.61
LITTLE ROCK PUBLIC LIBRARY	$482	$1,047	$695	$884	-	$3,108	$10,393	493	$21.08
LIVERMORE PUBLIC LIBRARY	$1,653	$805	$347	$1,982	-	$4,787	$24,134	436	$55.35
LOHRVILLE PUBLIC LIBRARY	$1,709	-	$244	$196	-	$2,149	$17,109	453	$37.77
LOST NATION PUBLIC LIBRARY	-	-	-	-	-	-	$2,882	467	$6.17
LU VERNE PUBLIC LIBRARY	$520	$2,560	$491	$2,354	-	$5,925	$18,604	328	$56.72
MARATHON PUBLIC LIBRARY	$1,948	-	-	$226	-	$2,174	$8,037	320	$25.12
MARBLE ROCK PUBLIC LIBRARY	$2,222	-	-	$2,156	-	$4,378	$15,442	361	$42.78
MARTELLE PUBLIC LIBRARY	$779	-	-	$671	-	$1,450	$8,770	290	$30.24
MASSENA PUBLIC LIBRARY	$697	-	-	-	-	$697	$5,162	372	$13.88
MELVIN PUBLIC LIBRARY	$921	-	-	$198	$2,718	$3,837	$9,363	250	$37.45
MENLO PUBLIC LIBRARY	$1,651	-	-	$55	-	$1,706	$10,910	356	$30.65
MESERVEY PUBLIC LIBRARY	$1,398	$363	$826	$342	-	$2,929	$11,646	292	$39.88
MINBURN PUBLIC LIBRARY	$202	$320	-	$1,537	-	$2,059	$8,951	346	$25.87
MODALE PUBLIC LIBRARY	-	$1,336	$625	$606	-	$2,567	$9,476	289	$32.79
MONDAMIN PUBLIC LIBRARY	$806	-	-	$411	-	$1,217	$6,686	403	$16.59
MORLEY PUBLIC LIBRARY	$551	-	-	$1,581	-	$2,132	$4,179	85	$49.16
NEW VIRGINIA PUBLIC LIBRARY	$867	-	-	$1,039	$11,237	$13,143	$21,144	433	$48.83
PACKWOOD PUBLIC LIBRARY	$780	-	-	$1,694	-	$2,474	$2,806	208	$13.49
PALMER PUBLIC LIBRARY	$625	-	-	$627	-	$1,252	$11,080	230	$48.17
PATON PUBLIC LIBRARY	$1,009	$210	$75	$276	-	$1,570	$9,136	255	$35.83
PETERSON PUBLIC LIBRARY	$3,782	$450	$140	$2,061	-	$6,433	$27,282	390	$69.95
PLAINFIELD PUBLIC LIBRARY	$2,746	-	$786	$842	-	$4,374	$18,076	455	$39.73
PLOVER PUBLIC LIBRARY	$13	-	-	-	-	$13	$2,795	101	$27.67
QUIMBY PUBLIC LIBRARY	$204	$1,200	$150	$491	-	$2,045	$8,864	334	$26.54
RAKE PUBLIC LIBRARY	$370	-	$9	$80	-	$459	$14,281	238	$60.00
RANDOLPH PUBLIC LIBRARY	$1,080	-	-	$3,400	-	$4,480	$8,394	243	$34.54
REMBRANDT PUBLIC LIBRARY	$300	$1,200	$500	$924	-	$2,924	$9,359	229	$40.87
RENWICK PUBLIC LIBRARY	$3,800	-	-	-	-	$3,800	$18,494	287	$64.44
RINGSTED PUBLIC LIBRARY	$1,714	-	$57	$814	-	$2,585	$10,532	481	$21.90

Expenditures, Part 1

SZ CD	NAME	REG	SALARIES AND WAGES	FRINGE BENEFITS	CITY/COUNTY BENEFITS	BOOKS	PERIOD., SERIALS	MICRO-FORMS	RECOR-DINGS	COMPUTER SOFTWARE	OTHER MATERIALS	SUBTOTAL
A	RIPPEY PUBLIC LIBRARARY	CE	$4,377	-	-	$3,999	$300	-	-	-	-	$8,676
A	ROWAN PUBLIC LIBRARY	NC	$9,164	$1,228	$37	$3,338	$982	-	$646	-	-	$15,395
A	RUDD PUBLIC LIBRARY	NC	$7,806	$1,047	-	$3,530	$499	-	$951	-	-	$13,833
A	SALEM PUBLIC LIBRARY	SE	$1,930	-	-	$245	-	$95	-	-	-	$2,270
A	SILVER CITY PUBLIC LIBRARY	SW	$2,856	$865	-	$960	$311	-	$310	-	$275	$5,577
A	SOMERS PUBLIC LIBRARY	NW	$3,560	$995	-	$1,799	-	-	-	-	-	$6,354
A	SOUTH ENGLISH PUBLIC LIBRARY	SE	$2,541	$285	-	$1,761	$42	-	-	-	$10	$4,639
A	SPILLVILLE PUBLIC LIBRARY	NE	$7,391	$978	-	$2,246	$252	-	$324	$436	-	$11,627
A	STACYVILLE PUBLIC LIBRARY	NC	$10,483	$959	-	$5,850	$734	$31	$965	$26	-	$19,048
A	STANHOPE PUBLIC LIBRARY	NC	$6,465	$708	-	$3,598	$679	-	$36	-	$627	$12,113
A	STEAMBOAT ROCK PUBLIC LIBRARY	NC	$7,560	$1,039	-	$3,482	$640	-	$317	-	-	$13,038
A	STOCKPORT PUBLIC LIBRARY	SE	$2,462	$560	-	-	-	-	-	-	-	$3,022
A	SWALEDALE PUBLIC LIBRARY	NC	$3,147	$684	-	$1,429	$317	-	-	-	-	$5,577
A	TERRIL PUBLIC LIBRARY	NW	$5,700	$647	-	$3,248	$302	-	$148	-	-	$10,045
A	THOMPSON PUBLIC LIBRARY	NC	$6,000	$840	-	$1,414	$216	-	$228	$60	$35	$8,793
A	THORNTON PUBLIC LIBRARY	NC	$7,050	$1,411	-	$4,032	$292	-	$306	-	$598	$13,689
A	TRURO PUBLIC LIBRARY	CE	$7,487	$909	-	$968	$1,268	-	$100	-	-	$10,732
A	UNION PUBLIC LIBRARY	NC	$10,978	$1,366	$200	$12,746	$1,526	-	$3,724	-	$200	$30,740
A	VARINA PUBLIC LIBRARY	NW	$1,343	$109	-	$340	$97	-	-	-	-	$1,889
A	VOLGA PUBLIC LIBRARY	NE	$2,401	-	-	$1,421	$425	-	$307	-	-	$4,554
A	WADENA PUBLIC LIBRARY	NE	$420	-	-	$740	$272	-	$120	-	-	$1,552
A	WAUCOMA PUBLIC LIBRARY	NE	$1,000	-	-	-	-	-	-	-	-	$1,000
A	WEBB PUBLIC LIBRARY	NW	$2,974	$331	-	$280	$293	-	-	-	-	$3,878
A	WESLEY PUBLIC LIBRARY	NC	$5,753	$744	-	$2,981	$1,064	-	-	-	-	$10,542
A	WESTGATE PUBLIC LIBRARY	NE	$1,600	-	-	$250	-	-	$70	-	-	$1,920
A	WILLIAMS PUBLIC LIBRARY	NC	$6,935	$1,546	-	$3,064	$454	-	$882	$159	-	$13,040
A	WODEN PUBLIC LIBRARY	NC	$4,710	$490	-	$1,903	$226	-	$125	$18	$191	$7,663
B	ADAIR PUBLIC LIBRARY	SW	$3,453	$458	-	$4,055	$225	-	$68	-	-	$8,259
B	AGENCY PUBLIC LIBRARY	SE	$900	$135	-	$2,280	$493	-	-	-	$40	$3,848
B	ALBERT CITY PUBLIC LIBRARY	NW	$4,640	-	$277	$3,619	$480	-	$964	$165	$12	$10,157
B	ALDEN PUBLIC LIBRARY	NC	$16,315	-	$1,611	$5,630	$1,545	-	$2,262	-	-	$27,363
B	ALLERTON PUBLIC LIBRARY	SW	$1,383	-	-	$604	$19	-	-	-	-	$2,006
B	ANTHON PUBLIC LIBRARY	NW	$4,989	$873	$668	$2,170	$524	-	$94	-	-	$9,318
B	ARNOLDS PARK PUBLIC LIBRARY	NW	$9,722	$1,070	-	$4,968	$1,495	-	$375	-	-	$17,630
B	ATKINS PUBLIC LIBRARY	EC	$7,435	$847	-	$2,788	$583	-	$445	-	-	$12,098
B	BADGER PUBLIC LIBRARY	NC	$6,091	$813	-	$3,106	$775	-	-	$539	-	$11,324
B	BANCROFT PUBLIC LIBRARY	NC	$15,541	$1,757	$1,850	$5,445	$1,316	-	$838	-	$550	$27,297
B	BATAVIA PUBLIC LIBRARY	SE	$949	$212	-	$436	$124	-	$200	-	-	$1,921
B	BATTLE CREEK PUBLIC LIBRARY	NW	$5,401	$697	-	$1,482	$269	-	-	-	-	$7,849
B	BAYARD PUBLIC LIBRARY	SW	$19,130	$2,533	-	$8,598	$872	-	$736	$286	$200	$32,355
B	BLAIRSTOWN PUBLIC LIBRARY	EC	$8,452	-	$1,133	$2,405	$247	-	$343	$44	-	$12,624
B	BOYDEN PUBLIC LIBRARY	NW	$8,602	$2,255	-	$7,849	$1,808	-	$2,945	-	-	$23,459
B	BURT PUBLIC LIBRARY	NC	$6,938	$922	$21	$3,139	$740	-	$410	-	-	$12,170
B	CAMBRIDGE PUBLIC LIBRARY	CE	$2,601	-	$187	$1,432	-	-	-	-	$67	$4,287
B	CLARENCE PUBLIC LIBRARY	EC	$6,090	-	$827	$1,995	$236	-	-	-	$1,030	$10,178
B	CLERMONT PUBLIC LIBRARY	NE	$8,508	$1,439	-	$3,046	$255	-	$126	-	-	$13,374

Expenditures, Part 2

NAME	PLANT OPERATIONS	CITY/COUNTY PLANT OPER.	EQUIPMENT	OTHER OPER. EXPENDITURE	CAPITAL OUTLAY	SUBTOTAL	TOTAL	POPULATION LIBRARY	PER CAPITA EXPENDITURE
RIPPEY PUBLIC LIBRARARY	$2,015	-	$500	$700	-	$3,215	$11,891	275	$43.24
ROWAN PUBLIC LIBRARY	$425	$1,127	$626	$2,262	-	$4,440	$19,835	189	$104.95
RUDD PUBLIC LIBRARY	$701	-	$1,231	$1,886	-	$3,818	$17,651	429	$41.14
SALEM PUBLIC LIBRARY	$811	-	-	$1,766	-	$2,577	$4,847	453	$10.70
SILVER CITY PUBLIC LIBRARY	-	$726	$444	-	$917	$2,087	$7,664	252	$30.41
SOMERS PUBLIC LIBRARY	$997	-	-	-	-	$997	$7,351	161	$45.66
SOUTH ENGLISH PUBLIC LIBRARY	-	$380	-	$373	-	$753	$5,392	244	$22.10
SPILLVILLE PUBLIC LIBRARY	$336	$1,500	$74	$1,568	-	$3,478	$15,105	387	$39.03
STACYVILLE PUBLIC LIBRARY	$81	$1,875	$1,947	$1,869	-	$5,772	$24,820	481	$51.60
STANHOPE PUBLIC LIBRARY	$547	$3,922	-	$1,696	-	$6,165	$18,278	447	$40.89
STEAMBOAT ROCK PUBLIC LIBRARY	$1,146	$1,076	-	$823	-	$3,045	$16,083	335	$48.01
STOCKPORT PUBLIC LIBRARY	$800	-	$43	$633	-	$1,476	$4,498	260	$17.30
SWALEDALE PUBLIC LIBRARY	$1,183	$600	-	$678	-	$2,461	$8,038	190	$42.31
TERRIL PUBLIC LIBRARY	$1,963	-	-	$863	-	$2,826	$12,871	383	$33.61
THOMPSON PUBLIC LIBRARY	$194	$1,500	-	$130	-	$1,824	$10,617	498	$21.32
THORNTON PUBLIC LIBRARY	$2,150	-	$47	$81	-	$2,278	$15,967	431	$37.05
TRURO PUBLIC LIBRARY	$965	-	$75	$736	-	$1,776	$12,508	391	$31.99
UNION PUBLIC LIBRARY	$4,033	-	$426	$4,634	-	$9,093	$39,833	448	$88.91
VARINA PUBLIC LIBRARY	$842	-	$139	$178	-	$1,159	$3,048	102	$29.88
VOLGA PUBLIC LIBRARY	-	$1,376	-	$102	-	$1,478	$6,032	306	$19.71
WADENA PUBLIC LIBRARY	$1,841	-	$909	$1,093	$630	$4,473	$6,025	236	$25.53
WAUCOMA PUBLIC LIBRARY	-	-	-	-	-	-	$1,000	277	$3.61
WEBB PUBLIC LIBRARY	$154	$1,750	$21	$31	-	$1,956	$5,834	167	$34.93
WESLEY PUBLIC LIBRARY	$1,974	-	$1,195	$1,333	-	$4,502	$15,044	444	$33.88
WESTGATE PUBLIC LIBRARY	-	-	$450	-	-	$450	$2,370	207	$11.45
WILLIAMS PUBLIC LIBRARY	$1,000	$1,330	$1,875	$913	$312	$5,430	$18,470	368	$50.19
WODEN PUBLIC LIBRARY	$1,465	-	$425	$110	$3,105	$5,105	$12,768	259	$49.30
ADAIR PUBLIC LIBRARY	$1,108	$228	$1,366	$342	-	$3,044	$11,303	894	$12.64
AGENCY PUBLIC LIBRARY	-	$2,100	-	-	-	$2,100	$5,948	616	$9.66
ALBERT CITY PUBLIC LIBRARY	-	$1,488	-	$178	$221	$1,887	$12,044	779	$15.46
ALDEN PUBLIC LIBRARY	$3,139	-	-	$2,919	-	$6,058	$33,421	855	$39.09
ALLERTON PUBLIC LIBRARY	$174	$1,050	-	$45	-	$1,269	$3,275	599	$5.47
ANTHON PUBLIC LIBRARY	$430	-	-	$480	-	$910	$10,228	638	$16.03
ARNOLDS PARK PUBLIC LIBRARY	$1,864	-	-	$1,184	-	$3,048	$20,678	953	$21.70
ATKINS PUBLIC LIBRARY	$3,401	-	$443	$405	-	$4,249	$16,347	637	$25.66
BADGER PUBLIC LIBRARY	$1,070	-	$232	$1,197	-	$2,499	$13,823	653	$21.17
BANCROFT PUBLIC LIBRARY	$2,727	-	$900	$725	-	$4,352	$31,649	857	$36.93
BATAVIA PUBLIC LIBRARY	$225	$950	-	-	-	$1,175	$3,096	520	$5.95
BATTLE CREEK PUBLIC LIBRARY	-	-	-	-	-	-	$7,849	818	$9.60
BAYARD PUBLIC LIBRARY	$1,600	-	$3,639	$3,120	-	$8,359	$40,714	511	$79.68
BLAIRSTOWN PUBLIC LIBRARY	$1,717	-	-	$1,632	-	$3,349	$15,973	672	$23.77
BOYDEN PUBLIC LIBRARY	$1,464	$1,200	$1,010	$5,795	-	$9,469	$32,928	651	$50.58
BURT PUBLIC LIBRARY	$365	$933	$710	$2,445	$1,000	$5,453	$17,623	575	$30.65
CAMBRIDGE PUBLIC LIBRARY	$296	$903	-	$350	-	$1,549	$5,836	714	$8.17
CLARENCE PUBLIC LIBRARY	$1,214	-	$48	$634	$250	$2,146	$12,324	936	$13.17
CLERMONT PUBLIC LIBRARY	-	$800	$1,490	$1,153	$1,490	$4,933	$18,307	523	$35.00

Expenditures, Part 1

SZ CD	NAME	REG	SALARIES AND WAGES	FRINGE BENEFITS	CITY/COUNTY BENEFITS	BOOKS	PERIOD., SERIALS	MICRO-FORMS	RECOR-DINGS	COMPUTER SOFTWARE	OTHER MATERIALS	SUBTOTAL
B	COGGON PUBLIC LIBRARY	EC	$5,848	-	$770	$4,338	$80	-	$224	-	-	$11,260
B	COLO PUBLIC LIBRARY	CE	$22,390	$2,550	-	$3,995	$400	-	$4,082	-	-	$33,417
B	CONRAD PUBLIC LIBRARY	NE	$24,339	$2,410	-	$12,049	-	-	$2,603	$122	$78	$41,601
B	CORRECTIONVILLE PUBLIC LIBRARY	NW	$3,280	-	$443	$2,172	$150	-	$300	-	-	$6,345
B	DAYTON PUBLIC LIBRARY	NC	$9,929	$1,222	$82	$5,506	$996	-	$450	-	-	$18,185
B	DEXTER PUBLIC LIBRARY	CE	$5,949	-	$356	$3,708	$369	-	$55	-	-	$10,437
B	DIKE PUBLIC LIBRARY	NE	$9,911	$1,309	-	$10,375	-	-	-	-	-	$21,595
B	DONNELLSON PUBLIC LIBRARY	SE	$18,903	$2,400	-	$4,693	$1,041	-	$200	$4,122	$662	$32,021
B	DOWS PUBLIC LIBRARY	NC	$9,502	$1,981	-	$3,694	$315	-	$661	$65	$755	$16,973
B	DUMONT PUBLIC LIBRARY	NE	$6,910	$1,453	-	$4,807	$1,158	-	$119	-	-	$14,447
B	DUNKERTON PUBLIC LIBRARY	NE	$7,219	-	-	$6,129	$52	-	$639	-	-	$14,039
B	EARLVILLE PUBLIC LIBRARY	NE	$6,633	$834	-	$4,076	$426	-	$426	-	-	$12,395
B	EARLY PUBLIC LIBRARY	NW	$6,490	$1,113	-	$4,989	$820	-	-	$238	$415	$14,065
B	EDGEWOOD PUBLIC LIBRARY	NE	$6,296	$776	-	$5,827	$1,366	-	-	$3,166	-	$17,431
B	ELGIN PUBLIC LIBRARY	NE	$5,291	$677	-	$3,445	$374	-	$173	-	-	$9,960
B	ELK HORN PUBLIC LIBRARY	SW	$4,869	$1,789	-	-	$25	-	-	-	-	$6,683
B	ELMA PUBLIC LIBRARY	NE	$8,213	$826	-	$3,633	$1,136	-	$207	$208	$1,277	$15,500
B	ELY PUBLIC LIBRARY	EC	$2,420	$590	-	$3,660	$250	-	$760	$100	$521	$8,301
B	ESSEX PUBLIC LIBRARY	SW	$6,937	$918	-	$2,733	$326	-	$50	-	-	$10,964
B	EVERLY PUBLIC LIBRARY	NW	$7,893	$1,799	$1,078	$1,224	$145	-	-	-	-	$12,139
B	EXIRA PUBLIC LIBRARY	SW	$13,926	-	$1,920	$7,785	$1,021	-	$732	-	$1,754	$27,138
B	FAIRFAX PUBLIC LIBRARY	EC	$12,245	$2,001	-	$8,305	$270	-	$556	-	-	$23,377
B	FARMINGTON PUBLIC LIBRARY	SE	$10,645	$1,380	$588	$2,229	$102	-	$140	-	-	$15,084
B	FONDA PUBLIC LIBRARY	NW	$7,000	-	-	$6,124	$376	-	-	-	$1,260	$14,760
B	FONTANELLE PUBLIC LIBRARY	SW	$5,241	-	-	$1,285	$238	-	-	-	-	$6,764
B	GARNAVILLO PUBLIC LIBRARY	NE	$13,186	-	-	$3,274	-	-	-	-	-	$16,460
B	GARWIN PUBLIC LIBRARY	EC	$5,751	$797	-	$3,994	$663	-	$1,749	-	$628	$13,582
B	GILMAN PUBLIC LIBRARY	CE	$3,000	$230	-	-	-	-	-	-	-	$3,230
B	GILMORE CITY PUBLIC LIBRARY	NW	$9,114	$1,136	$1,574	$2,375	$1,105	-	$3,626	-	-	$18,930
B	GLADBROOK PUBLIC LIBRARY	EC	$6,235	$900	-	$5,000	$250	-	$644	-	-	$13,029
B	GRAETTINGER PUBLIC LIBRARY	NW	$13,487	$4,793	-	$4,138	-	-	$553	-	-	$22,971
B	GRAND JUNCTION PUBLIC LIBRARY	CE	$6,721	$927	-	$3,224	$614	-	$116	-	-	$11,602
B	GRANGER PUBLIC LIBRARY	CE	$2,113	$150	-	$2,177	-	-	$110	$353	$50	$4,953
B	HEDRICK PUBLIC LIBRARY	SE	$4,473	$599	-	$1,583	-	-	$400	-	$29	$7,084
B	HOPKINTON PUBLIC LIBRARY	NE	$4,065	$629	-	$6,237	$333	-	$148	$400	-	$11,812
B	HUBBARD PUBLIC LIBRARY	NC	$11,375	$1,508	$1	$7,893	$849	-	$2,907	-	-	$24,533
B	HUMESTON PUBLIC LIBRARY	SW	$2,178	-	$226	$1,150	$119	-	-	-	-	$3,673
B	INWOOD PUBLIC LIBRARY	NW	$3,900	$422	-	$5,170	$530	-	$1,730	-	-	$11,752
B	JANESVILLE PUBLIC LIBRARY	NE	$12,548	$1,682	-	$6,157	$608	-	$980	$239	-	$22,214
B	KANAWHA PUBLIC LIBRARY	NC	$7,268	$819	-	$2,084	$996	-	$260	-	$1,254	$12,681
B	KEYSTONE PUBLIC LIBRARY	EC	$13,300	-	$1,255	$3,116	$1,006	-	$315	$350	-	$19,342
B	KLEMME PUBLIC LIBRARY	NC	$11,882	$1,592	-	$4,301	$1,024	-	-	-	-	$18,799
B	LAKE PARK PUBLIC LIBRARY	NW	$6,975	$970	-	$1,771	$160	-	$225	-	-	$10,101
B	LARCHWOOD PUBLIC LIBRARY	NW	$5,156	$661	-	$3,054	-	-	$372	$56	-	$9,299
B	LAWLER PUBLIC LIBRARY	NE	$4,665	$624	-	$2,161	$339	-	$221	$5	-	$8,015
B	LE GRAND PUBLIC LIBRARY	CE	$11,938	$1,569	-	$2,115	$695	-	$447	-	$12	$16,776
B	LEHIGH PUBLIC LIBRARY	NC	$10,860	$2,074	-	$4,215	$774	$30	$8,994	$152	-	$27,099

Expenditures, Part 2

NAME	PLANT OPERATIONS	CITY/COUNTY PLANT OPER.	EQUIPMENT	OTHER OPER. EXPENDITURE	CAPITAL OUTLAY	SUBTOTAL	TOTAL	POPULATION LIBRARY	PER CAPITA EXPENDITURE
COGGON PUBLIC LIBRARY	-	$1,118	-	$654	-	$1,772	$13,032	645	$20.20
COLO PUBLIC LIBRARY	-	$6,534	$822	$2,269	-	$9,625	$43,042	771	$55.83
CONRAD PUBLIC LIBRARY	$1,450	$2,800	$982	$2,851	-	$8,083	$49,684	964	$51.54
CORRECTIONVILLE PUBLIC LIBRARY	-	$1,374	-	-	-	$1,374	$7,719	897	$8.61
DAYTON PUBLIC LIBRARY	-	$1,726	-	$1,272	$3,524	$6,522	$24,707	818	$30.20
DEXTER PUBLIC LIBRARY	$1,609	-	$749	$289	-	$2,647	$13,084	628	$20.83
DIKE PUBLIC LIBRARY	$1,069	-	-	$21,252	$20,629	$42,950	$64,545	875	$73.77
DONNELLSON PUBLIC LIBRARY	$2,119	-	$9,157	$3,956	-	$15,232	$47,253	940	$50.27
DOWS PUBLIC LIBRARY	$3,606	-	-	$533	-	$4,139	$21,112	660	$31.99
DUMONT PUBLIC LIBRARY	$2,215	-	$1,389	$596	-	$4,200	$18,647	705	$26.45
DUNKERTON PUBLIC LIBRARY	-	$1,204	$265	$6,585	-	$8,054	$22,093	746	$29.62
EARLVILLE PUBLIC LIBRARY	$517	$400	$1,000	$933	-	$2,850	$15,245	822	$18.55
EARLY PUBLIC LIBRARY	$428	$1,200	$240	$912	$3,000	$5,780	$19,845	649	$30.58
EDGEWOOD PUBLIC LIBRARY	$1,415	-	$1,068	$2,003	-	$4,486	$21,917	776	$28.24
ELGIN PUBLIC LIBRARY	-	$1,755	$48	$1,350	-	$3,153	$13,113	637	$20.59
ELK HORN PUBLIC LIBRARY	-	$135	-	-	-	$135	$6,818	672	$10.15
ELMA PUBLIC LIBRARY	$1,522	-	$3,107	$739	-	$5,368	$20,868	653	$31.96
ELY PUBLIC LIBRARY	$150	$3,500	-	-	$6,550	$10,200	$18,501	517	$35.79
ESSEX PUBLIC LIBRARY	$75	$4,700	$2,131	$6,906	-	$13,812	$24,776	916	$27.05
EVERLY PUBLIC LIBRARY	-	$2,008	-	$892	-	$2,900	$15,039	706	$21.30
EXIRA PUBLIC LIBRARY	$1,864	-	$1,852	$2,495	-	$6,211	$33,349	955	$34.92
FAIRFAX PUBLIC LIBRARY	$3,267	-	$1,828	$7,122	-	$12,217	$35,594	780	$45.63
FARMINGTON PUBLIC LIBRARY	-	$2,500	-	-	-	$2,500	$17,584	655	$26.85
FONDA PUBLIC LIBRARY	-	-	-	-	-	-	$14,760	731	$20.19
FONTANELLE PUBLIC LIBRARY	$1,551	-	-	$282	-	$1,833	$8,597	712	$12.07
GARNAVILLO PUBLIC LIBRARY	$2,576	-	-	$2,839	-	$5,415	$21,875	727	$30.09
GARWIN PUBLIC LIBRARY	$1,348	-	-	$997	-	$2,345	$15,927	533	$29.88
GILMAN PUBLIC LIBRARY	$2,850	-	-	$4,920	-	$7,770	$11,000	586	$18.77
GILMORE CITY PUBLIC LIBRARY	$1,039	-	$206	$712	-	$1,957	$20,887	560	$37.30
GLADBROOK PUBLIC LIBRARY	-	$770	$350	$1,457	-	$2,577	$15,606	881	$17.71
GRAETTINGER PUBLIC LIBRARY	$2,920	$650	-	$1,817	-	$5,387	$28,358	813	$34.88
GRAND JUNCTION PUBLIC LIBRARY	-	$1,499	$2,099	$2,656	-	$6,254	$17,856	808	$22.10
GRANGER PUBLIC LIBRARY	-	$470	$300	-	-	$770	$5,723	624	$9.17
HEDRICK PUBLIC LIBRARY	$660	-	-	$389	-	$1,049	$8,133	810	$10.04
HOPKINTON PUBLIC LIBRARY	$1,821	-	$2,322	$1,212	-	$5,355	$17,167	695	$24.70
HUBBARD PUBLIC LIBRARY	$3,017	-	-	$1,689	$3,089	$7,795	$32,328	814	$39.71
HUMESTON PUBLIC LIBRARY	$900	$2,210	-	$462	-	$3,572	$7,245	553	$13.10
INWOOD PUBLIC LIBRARY	$570	-	-	$2,000	$22,700	$25,270	$37,022	824	$44.93
JANESVILLE PUBLIC LIBRARY	$6,578	-	-	$1,996	$5,162	$13,736	$35,950	822	$43.73
KANAWHA PUBLIC LIBRARY	$484	-	$63	$272	-	$819	$13,500	763	$17.69
KEYSTONE PUBLIC LIBRARY	$2,315	-	$190	$933	-	$3,438	$22,780	568	$40.11
KLEMME PUBLIC LIBRARY	$1,699	-	$269	$771	-	$2,739	$21,538	587	$36.69
LAKE PARK PUBLIC LIBRARY	$757	-	$600	$219	$310	$1,886	$11,987	996	$12.04
LARCHWOOD PUBLIC LIBRARY	$483	$317	-	$1,161	-	$1,961	$11,260	739	$15.24
LAWLER PUBLIC LIBRARY	$457	$1,358	-	$668	-	$2,483	$10,498	517	$20.31
LE GRAND PUBLIC LIBRARY	$1,587	-	$364	$2,313	-	$4,264	$21,040	854	$24.64
LEHIGH PUBLIC LIBRARY	$205	$2,100	$656	$1,547	-	$4,508	$31,607	536	$58.97

Expenditures, Part 1

SZ CD	NAME	REG	SALARIES AND WAGES	FRINGE BENEFITS	CITY/COUNTY BENEFITS	BOOKS	PERIOD., SERIALS	MICRO-FORMS	RECOR-DINGS	COMPUTER SOFTWARE	OTHER MATERIALS	SUBTOTAL
B	LOWDEN PUBLIC LIBRARY	EC	$7,239	-	$872	$3,342	$41	-	$487	-	-	$11,981
B	MAXWELL PUBLIC LIBRARY	CE	$4,060	-	-	-	-	-	$400	-	$1,747	$6,207
B	MAYNARD PUBLIC LIBRARY	NE	$4,123	-	$476	$2,145	$806	-	$191	-	-	$7,741
B	MC GREGOR PUBLIC LIBRARY	NE	$17,623	$2,092	-	$7,661	$646	-	$107	$307	$1,168	$29,604
B	MELBOURNE PUBLIC LIBRARY	CE	$6,500	-	-	$3,925	$600	-	-	-	-	$11,025
B	MERRILL PUBLIC LIBRARY	NW	$4,551	-	-	$1,925	$919	-	-	-	-	$7,395
B	MILO PUBLIC LIBRARY	CE	$6,700	$878	-	$3,829	$824	-	$297	$71	-	$12,599
B	MILTON PUBLIC LIBRARY	SE	-	-	-	$2,565	-	-	-	-	-	$2,565
B	MONTROSE PUBLIC LIBRARY	SE	$6,376	$855	-	$350	$475	-	$695	-	-	$8,751
B	MORAVIA PUBLIC LIBRARY	SE	$5,180	-	-	$3,068	$396	-	$96	-	-	$8,740
B	MORNING SUN PUBLIC LIBRARY	SE	$11,239	-	-	$5,000	$300	-	$600	$125	$600	$17,864
B	MOULTON PUBLIC LIBRARY	SE	$5,580	$936	-	$2,400	$960	-	$540	-	-	$10,416
B	MURRAY PUBLIC LIBRARY	SW	$3,549	-	-	$2,820	-	-	-	$66	-	$6,435
B	NEW ALBIN PUBLIC LIBRARY	NE	$3,592	-	-	-	$1,572	-	-	-	-	$5,164
B	NEW HARTFORD PUBLIC LIBRARY	NE	$5,686	-	-	$3,800	$615	-	$275	-	-	$10,376
B	NEWHALL PUBLIC LIBRARY	EC	$5,946	$715	-	$1,887	$822	-	-	-	-	$9,370
B	NORTH ENGLISH PUBLIC LIBRARY	EC	$10,622	$4,096	-	$4,898	$24	-	$59	-	-	$19,699
B	NORWAY PUBLIC LIBRARY	EC	$6,500	$830	-	$2,239	$110	-	$162	$363	-	$10,204
B	OCHEYEDAN PUBLIC LIBRARY	NW	$6,723	$881	-	$3,207	$904	-	$1,046	$326	-	$13,087
B	OLIN PUBLIC LIBRARY	EC	$4,366	-	$581	$1,345	$60	-	$125	-	-	$6,477
B	OSSIAN PUBLIC LIBRARY	NE	$5,531	$704	-	$4,110	$437	-	$239	-	-	$11,021
B	OXFORD JUNCTION PUBLIC LIBRARY	EC	$6,056	-	$462	$1,749	$269	-	$15	-	-	$8,551
B	OXFORD PUBLIC LIBRARY	EC	-	-	-	$2,205	$199	-	-	-	-	$2,404
B	POMEROY PUBLIC LIBRARY	NW	$6,985	-	$851	$3,220	$416	-	$341	-	$46	$11,859
B	PRIMGHAR PUBLIC LIBRARY	NW	$9,500	$2,000	-	$7,200	$650	-	$600	$200	-	$20,150
B	RADCLIFFE PUBLIC LIBRARY	NC	$8,749	-	$985	$10,704	$1,489	-	$559	-	-	$22,486
B	READLYN PUBLIC LIBRARY	NE	$10,280	$4,340	-	$5,684	$1,933	-	$1,600	$473	-	$24,310
B	REDFIELD PUBLIC LIBRARY	CE	$13,021	-	-	$4,348	$837	-	$371	-	$265	$18,842
B	RICEVILLE PUBLIC LIBRARY	NC	$12,975	$1,620	-	$3,625	$1,109	-	$784	-	-	$20,113
B	RICHLAND PUBLIC LIBRARY	SE	$6,657	-	-	$1,342	$72	-	$607	-	-	$8,678
B	ROCKFORD PUBLIC LIBRARY	NC	$12,330	$1,740	-	$4,313	$917	-	$841	-	$644	$20,785
B	ROLFE PUBLIC LIBRARY	NW	$5,402	$736	-	$2,584	$369	-	$529	$66	$1,126	$10,812
B	RUTHVEN PUBLIC LIBRARY	NW	$5,360	-	$1,338	$3,332	$630	-	$314	-	-	$10,974
B	SABULA PUBLIC LIBRARY	EC	$17,635	$2,363	-	$8,535	$920	-	$704	-	-	$30,157
B	SCHLESWIG PUBLIC LIBRARY	NW	$2,640	$202	-	$1,350	$51	-	$469	-	-	$4,712
B	SCRANTON PUBLIC LIBRARY	CE	$11,144	$1,291	-	$6,230	$651	-	$869	-	-	$20,185
B	SEYMOUR PUBLIC LIBRARY	SW	$1,803	$335	-	$1,276	$332	-	-	-	-	$3,746
B	SHELLSBURG PUBLIC LIBRARY	EC	$4,964	-	-	$2,432	-	-	-	-	-	$7,396
B	SIOUX RAPIDS PUBLIC LIBRARY	NW	$4,698	-	$250	$2,014	$217	-	$25	-	$200	$7,404
B	SLOAN PUBLIC LIBRARY	NW	$2,582	$361	-	$3,390	$367	-	$322	-	$303	$7,325
B	STANTON PUBLIC LIBRARY	SW	$3,479	-	-	$2,453	$401	-	$436	-	$68	$6,837
B	STANWOOD PUBLIC LIBRARY	EC	$3,329	$463	-	$615	-	-	-	-	$263	$4,670
B	STRATFORD PUBLIC LIBRARY	NC	$10,486	-	-	$5,008	$517	-	-	$119	-	$16,130
B	SUTHERLAND PUBLIC LIBRARY	NW	$5,995	$656	$2	$1,540	$627	-	$119	-	-	$8,939
B	SWEA CITY PUBLIC LIBRARY	NC	$8,102	-	$1,406	$4,305	$690	-	$111	-	-	$14,614
B	TABOR PUBLIC LIBRARY	SW	$4,106	$892	-	$2,624	-	-	-	-	-	$7,622
B	TITONKA PUBLIC LIBRARY	NC	$6,751	-	$750	$1,865	$864	-	$146	-	-	$10,376

Expenditures, Part 2

NAME	PLANT OPERATIONS	CITY/COUNTY PLANT OPER.	EQUIPMENT	OTHER OPER. EXPENDITURE	CAPITAL OUTLAY	SUBTOTAL	TOTAL	POPULATION LIBRARY	PER CAPITA EXPENDITURE
LOWDEN PUBLIC LIBRARY	$1,748	-	$3,704	$474	-	$5,926	$17,907	726	$24.67
MAXWELL PUBLIC LIBRARY	$3,585	-	-	-	$38,335	$41,920	$48,127	788	$61.07
MAYNARD PUBLIC LIBRARY	$1,352	-	$818	$626	-	$2,796	$10,537	513	$20.54
MC GREGOR PUBLIC LIBRARY	$4,454	-	$301	$2,125	-	$6,880	$36,484	797	$45.78
MELBOURNE PUBLIC LIBRARY	$975	$2,500	$500	-	-	$3,975	$15,000	669	$22.42
MERRILL PUBLIC LIBRARY	$475	-	$463	$444	-	$1,382	$8,777	729	$12.04
MILO PUBLIC LIBRARY	$747	$396	-	$1,656	-	$2,799	$15,398	864	$17.82
MILTON PUBLIC LIBRARY	$315	$496	-	$215	-	$1,026	$3,591	506	$7.10
MONTROSE PUBLIC LIBRARY	-	$2,000	$100	-	-	$2,100	$10,851	957	$11.34
MORAVIA PUBLIC LIBRARY	$330	-	$390	$948	-	$1,668	$10,408	679	$15.33
MORNING SUN PUBLIC LIBRARY	$1,400	$1,800	$300	$1,500	$500	$5,500	$23,364	841	$27.78
MOULTON PUBLIC LIBRARY	$2,040	-	-	$2,430	-	$4,470	$14,886	613	$24.28
MURRAY PUBLIC LIBRARY	$417	-	$69	$453	-	$939	$7,374	731	$10.09
NEW ALBIN PUBLIC LIBRARY	$1,247	-	-	-	-	$1,247	$6,411	534	$12.01
NEW HARTFORD PUBLIC LIBRARY	$2,750	-	$200	-	-	$2,950	$13,326	683	$19.51
NEWHALL PUBLIC LIBRARY	$3,343	-	-	-	-	$3,343	$12,713	854	$14.89
NORTH ENGLISH PUBLIC LIBRARY	$2,787	-	$487	$2,626	-	$5,900	$25,599	944	$27.12
NORWAY PUBLIC LIBRARY	$1,575	-	-	$972	-	$2,547	$12,751	583	$21.87
OCHEYEDAN PUBLIC LIBRARY	$2,715	-	-	$3,202	-	$5,917	$19,004	539	$35.26
OLIN PUBLIC LIBRARY	$1,211	-	-	$602	-	$1,813	$8,290	663	$12.50
OSSIAN PUBLIC LIBRARY	$381	$3,839	$1,056	$1,399	-	$6,675	$17,696	810	$21.85
OXFORD JUNCTION PUBLIC LIBRARY	$1,232	$2,179	$200	$1,425	-	$5,036	$13,587	581	$23.39
OXFORD PUBLIC LIBRARY	-	-	-	-	-	-	$2,404	663	$3.63
POMEROY PUBLIC LIBRARY	$768	-	-	$7,049	-	$7,817	$19,676	762	$25.82
PRIMGHAR PUBLIC LIBRARY	$2,400	-	-	-	-	$2,400	$22,550	950	$23.74
RADCLIFFE PUBLIC LIBRARY	-	$5,070	$3,054	-	-	$8,124	$30,610	574	$53.33
READLYN PUBLIC LIBRARY	$1,878	-	$721	$3,670	-	$6,269	$30,579	773	$39.56
REDFIELD PUBLIC LIBRARY	$1,842	-	$637	$630	-	$3,109	$21,951	883	$24.86
RICEVILLE PUBLIC LIBRARY	$603	$3,527	$222	-	-	$4,352	$24,465	827	$29.58
RICHLAND PUBLIC LIBRARY	$2,108	-	$98	$385	-	$2,591	$11,269	522	$21.59
ROCKFORD PUBLIC LIBRARY	$218	$1,937	-	$1,642	$2,288	$6,085	$26,870	863	$31.14
ROLFE PUBLIC LIBRARY	$2,714	-	-	$474	-	$3,188	$14,000	721	$19.42
RUTHVEN PUBLIC LIBRARY	$248	$373	-	$585	-	$1,206	$12,180	707	$17.23
SABULA PUBLIC LIBRARY	$2,005	-	$967	$3,496	-	$6,468	$36,625	710	$51.58
SCHLESWIG PUBLIC LIBRARY	$1,372	-	-	$4,540	-	$5,912	$10,624	851	$12.48
SCRANTON PUBLIC LIBRARY	$2,267	-	$943	$1,750	$2,073	$7,033	$27,218	583	$46.69
SEYMOUR PUBLIC LIBRARY	-	$4,265	-	$507	-	$4,772	$8,518	869	$9.80
SHELLSBURG PUBLIC LIBRARY	$2,928	-	-	-	$16,389	$19,317	$26,713	765	$34.92
SIOUX RAPIDS PUBLIC LIBRARY	$400	$2,500	-	-	-	$2,900	$10,304	761	$13.54
SLOAN PUBLIC LIBRARY	$767	-	$80	-	-	$847	$8,172	938	$8.71
STANTON PUBLIC LIBRARY	-	-	-	-	-	-	$6,837	692	$9.88
STANWOOD PUBLIC LIBRARY	$1,368	$208	-	$54	-	$1,630	$6,300	646	$9.75
STRATFORD PUBLIC LIBRARY	$2,481	-	$2,144	$949	-	$5,574	$21,704	715	$30.36
SUTHERLAND PUBLIC LIBRARY	$2,793	$225	$223	$864	-	$4,105	$13,044	714	$18.27
SWEA CITY PUBLIC LIBRARY	$965	$618	-	$1,257	-	$2,840	$17,454	634	$27.53
TABOR PUBLIC LIBRARY	$1,588	-	-	-	-	$1,588	$9,210	957	$9.62
TITONKA PUBLIC LIBRARY	$1,389	-	$630	$1,035	-	$3,054	$13,430	612	$21.94

Expenditures, Part 1

SZ CD	NAME	REG	SALARIES AND WAGES	FRINGE BENEFITS	CITY/COUNTY BENEFITS	BOOKS	PERIOD., SERIALS	MICRO-FORMS	RECOR-DINGS	COMPUTER SOFTWARE	OTHER MATERIALS	SUBTOTAL
B	VAN HORNE PUBLIC LIBRARY	EC	$5,942	-	$455	$3,700	$733	-	$1,010	-	-	$11,840
B	VAN METER PUBLIC LIBRARY	CE	$12,312	$2,951	-	$2,801	$413	-	$120	-	-	$18,597
B	VENTURA PUBLIC LIBRARY	NC	$8,273	$1,109	-	$3,739	$1,349	-	$157	-	$22	$14,649
B	VICTOR PUBLIC LIBRARY	EC	$10,188	$586	-	$4,074	$1,124	-	$44	-	-	$16,016
B	WALL LAKE PUBLIC LIBRARY	NW	$9,000	$900	-	$5,000	$910	$50	$50	$350	$665	$16,925
B	WALNUT PUBLIC LIBRARY	SW	$6,604	$788	-	$1,321	$50	-	$279	-	$116	$9,158
B	WELLSBURG PUBLIC LIBRARY	NE	$14,458	$1,750	-	$4,355	$630	-	$1,053	-	$1,763	$24,009
B	WEST BEND PUBLIC LIBRARY	NC	$18,675	$2,447	-	$6,343	$1,018	-	$1,553	$56	-	$30,092
B	WHAT CHEER PUBLIC LIBRARY	SE	$3,599	$601	-	$253	$122	-	-	-	$48	$4,623
B	WHEATLAND PUBLIC LIBRARY	EC	$4,110	-	-	$3,175	$84	-	-	-	-	$7,369
B	WHITING PUBLIC LIBRARY	NW	$12,809	$1,623	-	$5,527	$791	-	$2,442	-	$879	$24,071
B	WHITTEMORE PUBLIC LIBRARY	NC	$16,619	$2,172	-	$7,566	$1,172	-	$1,680	-	-	$29,209
B	WINTHROP PUBLIC LIBRARY	NE	$8,128	$1,090	$800	$4,406	$249	-	$143	$62	-	$14,878
B	WYOMING PUBLIC LIBRARY	EC	$4,607	-	$602	$1,883	$152	-	$342	-	-	$7,586
B	ZEARING PUBLIC LIBRARY	CE	$6,838	$858	-	$1,691	$117	-	$500	-	-	$10,004
C	ACKLEY PUBLIC LIBRARY	NC	$10,183	-	$1,364	$7,247	$892	-	$1,870	-	$3,733	$25,289
C	AKRON PUBLIC LIBRARY	NW	$29,700	$8,500	-	$9,000	$650	-	-	-	-	$47,850
C	ALLISON PUBLIC LIBRARY	NE	$8,904	-	$573	$3,863	$1,537	-	$206	$66	$502	$15,651
C	ALTA PUBLIC LIBRARY	NW	$6,351	-	$904	$4,055	-	-	-	-	-	$11,310
C	ALTON PUBLIC LIBRARY	NW	$13,000	-	$2,000	$6,172	$2,150	-	-	$122	$379	$23,823
C	ANITA PUBLIC LIBRARY	SW	$9,433	$3,450	-	$4,015	$1,065	$27	$158	$237	$376	$18,761
C	APLINGTON PUBLIC LIBRARY	NE	$9,961	$2,258	-	$7,281	$1,414	-	$436	-	-	$21,350
C	ARMSTRONG PUBLIC LIBBRARY	NW	$5,084	$723	-	$1,299	$668	-	$23	-	-	$7,797
C	AVOCA PUBLIC LIBRARY	SW	$22,445	$7,952	$3,089	$5,896	$1,129	-	$572	-	-	$41,083
C	BEDFORD PUBLIC LIBRARY	SW	$13,569	$1,764	-	$3,448	$769	-	-	-	$798	$20,348
C	BELLEVUE PUBLIC LIBRARY	EC	$36,820	$12,366	-	$6,086	$1,562	$289	$929	$105	$1,714	$59,871
C	BONDURANT PUBLIC LIBRARY	CE	$9,433	$1,264	-	$5,300	-	-	-	-	-	$15,997
C	BRITT PUBLIC LIBRARY	NC	$7,790	$1,172	-	$6,649	$1,379	-	-	-	-	$16,990
C	BROOKLYN PUBLIC LIBRARY	EC	$11,643	$1,525	-	$3,044	$768	-	$251	-	-	$17,231
C	BUFFALO CENTER PUBLIC LIBRARY	NC	$5,303	$532	$635	$2,850	$636	-	$140	$30	-	$10,126
C	CALMAR PUBLIC LIBRARY	NE	$9,759	$1,708	-	$3,109	$457	-	$269	$180	-	$15,482
C	CASCADE PUBLIC LIBRARY	NE	$14,719	$2,593	-	$4,958	$481	-	$309	-	-	$23,060
C	CENTER POINT PUBLIC LIBRARY	EC	$12,884	$1,540	-	$9,106	$712	-	$1,601	-	$60	$25,903
C	CENTRAL CITY PUBLIC LIBRARY	EC	$6,023	$838	-	$3,487	$703	-	-	-	-	$11,051
C	CLARKSVILLE PUBLIC LIBRARY	NE	$11,686	-	$1,395	$2,379	$580	-	-	-	-	$16,040
C	COLFAX PUBLIC LIBRARY	CE	$8,006	$1,408	-	$4,723	$767	$31	-	-	-	$14,935
C	COLUMBUS JUNCTION PUBLIC LIBRAR	SE	$14,111	$1,890	-	$3,465	$815	-	$200	-	$592	$21,073
C	COON RAPIDS PUBLIC LIBRARY	NW	$17,779	$2,501	-	$8,188	$1,783	$121	$596	-	$1,463	$32,431
C	CORNING PUBLIC LIBRARY	SW	$31,360	-	$6,377	$9,561	$1,766	-	$512	-	$2,284	$51,860
C	DALLAS CENTER PUBLIC LIBRARY	CE	$21,176	$8,032	-	$12,014	$1,823	-	$509	-	-	$43,554
C	DE SOTO PUBLIC LIBRARY	CE	$7,603	$139	$1,019	$4,581	$444	-	$48	$328	-	$14,162
C	DENVER PUBLIC LIBRARY	NE	$23,387	$15,282	-	$8,924	$1,212	-	$486	-	$450	$49,741
C	DUNLAP PUBLIC LIBRARY	SW	$9,727	$1,266	-	$1,849	$703	-	-	-	-	$13,545
C	DYSART PUBLIC LIBRARY	EC	$6,500	-	$999	$4,540	$1,700	-	$30	-	-	$13,769
C	EARLHAM PUBLIC LIBRARY	CE	$12,467	$4,320	-	$6,390	$1,379	-	$683	-	$368	$25,607
C	EDDYVILLE PUBLIC LIBRARY	SE	$5,914	$1,144	-	$2,118	$286	-	$414	-	-	$9,876

Expenditures, Part 2

NAME	PLANT OPERATIONS	CITY/COUNTY PLANT OPER.	EQUIPMENT	OTHER OPER. EXPENDITURE	CAPITAL OUTLAY	SUBTOTAL	TOTAL	POPULATION LIBRARY	PER CAPITA EXPENDITURE
VAN HORNE PUBLIC LIBRARY	$1,923	-	-	$826	-	$2,749	$14,589	695	$20.99
VAN METER PUBLIC LIBRARY	$1,312	-	-	$1,425	-	$2,737	$21,334	751	$28.41
VENTURA PUBLIC LIBRARY	$1,438	-	$1,799	$2,058	$184,048	$189,343	$203,992	590	$345.75
VICTOR PUBLIC LIBRARY	$3,264	$280	$554	$3,362	-	$7,460	$23,476	966	$24.30
WALL LAKE PUBLIC LIBRARY	-	$750	$395	$600	-	$1,745	$18,670	875	$21.34
WALNUT PUBLIC LIBRARY	$1,570	-	-	$575	-	$2,145	$11,303	857	$13.19
WELLSBURG PUBLIC LIBRARY	$594	$1,949	$1,683	$1,248	-	$5,474	$29,483	682	$43.23
WEST BEND PUBLIC LIBRARY	$3,564	-	$2,182	$4,472	$1,674	$11,892	$41,984	862	$48.71
WHAT CHEER PUBLIC LIBRARY	$368	$1,200	-	$185	-	$1,753	$6,376	762	$8.37
WHEATLAND PUBLIC LIBRARY	-	-	-	-	-	-	$7,369	723	$10.19
WHITING PUBLIC LIBRARY	$1,250	-	-	$1,929	$500	$3,679	$27,750	683	$40.63
WHITTEMORE PUBLIC LIBRARY	$3,680	-	$1,469	$3,451	-	$8,600	$37,809	535	$70.67
WINTHROP PUBLIC LIBRARY	$775	-	-	$642	-	$1,417	$16,295	742	$21.96
WYOMING PUBLIC LIBRARY	$1,900	-	-	$1,266	$5,729	$8,895	$16,481	659	$25.01
ZEARING PUBLIC LIBRARY	$2,406	-	$134	$1,977	$99,231	$103,748	$113,752	614	$185.26
ACKLEY PUBLIC LIBRARY	-	$2,590	$1,568	-	-	$4,158	$29,447	1,696	$17.36
AKRON PUBLIC LIBRARY	$850	$1,500	$1,285	-	-	$3,635	$51,485	1,450	$35.51
ALLISON PUBLIC LIBRARY	-	$2,561	$494	$1,982	-	$5,037	$20,688	1,000	$20.69
ALTA PUBLIC LIBRARY	-	$1,302	$1,757	$2,864	-	$5,923	$17,233	1,820	$9.47
ALTON PUBLIC LIBRARY	$262	$1,500	$650	$4,700	$7,676	$14,788	$38,611	1,063	$36.32
ANITA PUBLIC LIBRARY	$3,439	$550	$320	$1,618	$180	$6,107	$24,868	1,068	$23.28
APLINGTON PUBLIC LIBRARY	$1,619	$4,140	-	-	$2,328	$8,087	$29,437	1,034	$28.47
ARMSTRONG PUBLIC LIBBRARY	$2,575	-	$1,322	$2,686	-	$6,583	$14,380	1,025	$14.03
AVOCA PUBLIC LIBRARY	$5,735	-	-	$1,009	-	$6,744	$47,827	1,497	$31.95
BEDFORD PUBLIC LIBRARY	$2,349	-	$129	$1,680	-	$4,158	$24,506	1,528	$16.04
BELLEVUE PUBLIC LIBRARY	$3,038	-	-	$4,041	$69,194	$76,273	$136,144	2,239	$60.81
BONDURANT PUBLIC LIBRARY	$3,020	-	$2,000	$649	-	$5,669	$21,666	1,584	$13.68
BRITT PUBLIC LIBRARY	$3,410	-	$1,756	$3,121	-	$8,287	$25,277	2,133	$11.85
BROOKLYN PUBLIC LIBRARY	$1,187	$533	-	$1,622	$2,586	$5,928	$23,159	1,439	$16.09
BUFFALO CENTER PUBLIC LIBRARY	$516	$4,000	$295	$659	-	$5,470	$15,596	1,081	$14.43
CALMAR PUBLIC LIBRARY	-	$2,753	-	-	-	$2,753	$18,235	1,026	$17.77
CASCADE PUBLIC LIBRARY	$2,659	-	-	$4,857	-	$7,516	$30,576	1,812	$16.87
CENTER POINT PUBLIC LIBRARY	$1,600	-	-	$2,413	-	$4,013	$29,916	1,693	$17.67
CENTRAL CITY PUBLIC LIBRARY	$2,434	-	-	$2,858	$149	$5,441	$16,492	1,063	$15.51
CLARKSVILLE PUBLIC LIBRARY	$689	$1,565	$500	$689	-	$3,443	$19,483	1,382	$14.10
COLFAX PUBLIC LIBRARY	$1,141	-	-	-	-	$1,141	$16,076	2,462	$6.53
COLUMBUS JUNCTION PUBLIC LIBRARY	$2,400	-	-	-	-	$2,400	$23,473	1,616	$14.53
COON RAPIDS PUBLIC LIBRARY	$4,463	-	$440	$960	-	$5,863	$38,294	1,266	$30.25
CORNING PUBLIC LIBRARY	$4,846	-	$2,540	$10,294	-	$17,680	$69,540	1,806	$38.50
DALLAS CENTER PUBLIC LIBRARY	$5,534	-	$479	$3,000	-	$9,013	$52,567	1,454	$36.15
DE SOTO PUBLIC LIBRARY	$16	$881	$599	$1,455	-	$2,951	$17,113	1,033	$16.57
DENVER PUBLIC LIBRARY	$3,111	-	$1,103	$4,772	-	$8,986	$58,727	1,600	$36.70
DUNLAP PUBLIC LIBRARY	$4,641	-	$20	-	-	$4,661	$18,206	1,251	$14.55
DYSART PUBLIC LIBRARY	$1,069	-	-	$3,716	$3,400	$8,185	$21,954	1,230	$17.85
EARLHAM PUBLIC LIBRARY	$3,532	-	$570	$12,600	-	$16,702	$42,309	1,157	$36.57
EDDYVILLE PUBLIC LIBRARY	$398	$1,500	-	$522	$13,957	$16,377	$26,253	1,010	$25.99

Expenditures, Part 1

SZ CD	NAME	REG	SALARIES AND WAGES	FRINGE BENEFITS	CITY/COUNTY BENEFITS	BOOKS	PERIOD., SERIALS	MICRO-FORMS	RECOR-DINGS	COMPUTER SOFTWARE	OTHER MATERIALS	SUBTOTAL
C	ELDON PUBLIC LIBRARY	SE	$8,354	$949	-	$1,783	$467	-	-	-	-	$11,553
C	ELKADER PUBLIC LIBRARY	NE	$10,783	-	$1,769	$5,584	$762	-	$263	$57	-	$19,218
C	FAIRBANK PUBLIC LIBRARY	NE	$13,500	$1,842	-	$3,000	-	-	$375	$400	-	$19,117
C	FAYETTE PUBLIC LIBRARY	NE	$16,707	$2,221	-	$4,207	$365	-	$402	$806	-	$24,708
C	FREDERICKSBURG PUBLIC LIBRARY	NE	$8,561	$1,127	-	$6,059	-	-	-	-	$811	$16,558
C	GEORGE PUBLIC LIBRARY	NW	$5,089	$1,331	-	$1,578	$626	-	-	-	-	$8,624
C	GOWRIE PUBLIC LIBRARY	NC	$9,092	$2,390	-	$4,673	$670	-	$1,075	$658	-	$18,558
C	GREENE PUBLIC LIBRARY	NE	$25,476	$3,404	-	$7,397	$3,374	-	$1,355	-	$2,831	$43,837
C	GREENFIELD PUBLIC LIBRARY	SW	$25,359	$3,792	$3,691	$9,339	$1,448	-	-	-	-	$43,629
C	GRISWOLD PUBLIC LIBRARY	SW	$8,356	$2,214	-	$2,800	-	-	-	-	-	$13,370
C	GRUNDY CENTER PUBLIC LIBRARY	NE	$33,960	$9,562	-	$15,095	$3,129	-	-	-	$3,229	$64,975
C	GUTHRIE CENTER PUBLIC LIBRARY	SW	$18,944	$2,219	-	$10,983	$2,226	$25	-	-	-	$34,397
C	GUTTENBERG PUBLIC LIBRARY	NE	$14,746	$2,098	-	$8,463	$927	-	$450	$50	-	$26,734
C	HAWARDEN PUBLIC LIBRARY	NW	$49,561	$8,596	-	$19,448	$3,461	$105	$1,050	-	$316	$82,537
C	HOLSTEIN PUBLIC LIBRARY	NW	$15,300	-	$2,000	$5,000	$1,500	-	$1,000	-	-	$24,800
C	HUDSON PUBLIC LIBRARY	NE	$25,225	-	-	$12,026	$1,488	-	$1,713	$1,090	$825	$42,367
C	HULL PUBLIC LIBRARY	NW	$14,505	$2,148	-	$4,346	$1,259	$47	$817	-	-	$23,122
C	HUXLEY PUBLIC LIBRARY	CE	$14,877	$2,036	-	$5,363	$867	-	$190	-	-	$23,333
C	IDA GROVE PUBLIC LIBRARY	NW	$21,400	$3,600	$3,600	$5,500	$1,000	$160	$1,100	-	-	$36,360
C	JESUP PUBLIC LIBRARY	NE	$23,550	$7,865	-	$6,105	$1,324	-	$300	$482	-	$39,626
C	JEWELL PUBLIC LIBRARY	NC	$11,677	-	-	$4,708	$904	-	$300	-	-	$17,589
C	KALONA PUBLIC LIBRARY	SE	$8,913	$2,844	-	$3,291	$530	-	$499	$64	$9,139	$25,280
C	KEOSAUQUA PUBLIC LIBRARY	SE	$7,500	$650	-	$4,790	$150	-	$400	-	-	$13,490
C	KEOTA PUBLIC LIBRARY	SE	$13,351	-	$1,789	$4,628	$1,228	-	$96	-	$2,401	$23,493
C	KINGSLEY PUBLIC LIBRARY	NW	$9,548	$1,273	$4,158	$4,931	$868	-	$492	-	-	$21,270
C	LA PORTE CITY PUBLIC LIBRARY	NE	$14,379	$2,764	-	$6,436	$1,400	-	$400	-	$115	$25,494
C	LAKE CITY PUBLIC LIBRARY	NW	$17,551	-	-	$7,076	$1,070	-	$945	$100	$140	$26,882
C	LAKE MILLS PUBLIC LIBRARY	NC	$18,452	$2,235	-	$15,500	-	-	-	-	-	$36,187
C	LAKE VIEW PUBLIC LIBRARY	NW	$12,000	$1,790	-	$5,976	$2,024	-	$1,000	-	$1,417	$24,207
C	LAMONI PUBLIC LIBRARY	SW	$27,259	-	$3,567	$9,146	$1,514	-	$877	-	-	$42,363
C	LANSING PUBLIC LIBRARY	NE	$5,965	$767	-	$2,521	$631	-	$498	-	$173	$10,555
C	LAURENS PUBLIC LIBRARY	NW	$34,559	$7,684	-	$8,655	$2,150	-	$1,204	$384	-	$54,636
C	LENOX PUBLIC LIBRARY	SW	$7,500	-	$850	$2,625	-	-	-	-	-	$10,975
C	LEON PUBLIC LIBRARY	SW	$24,422	$3,474	-	$8,736	$1,901	-	$710	-	-	$39,243
C	LISBON PUBLIC LIBRARY	EC	$10,216	$1,519	-	$10,253	-	-	$325	-	-	$22,313
C	LOGAN PUBLIC LIBRARY	SW	$16,496	$1,398	-	$7,990	$1,144	-	$430	-	-	$27,458
C	MADRID PUBLIC LIBRARY	CE	$13,832	$4,001	-	$7,098	$1,983	$28	$820	-	$2,180	$29,942
C	MALVERN PUBLIC LIBRARY	SW	$12,259	-	-	$5,324	$280	-	$425	$45	-	$18,333
C	MANLY PUBLIC LIBRARY	NC	$11,300	$1,566	-	$4,555	$589	-	$1,170	-	$724	$19,904
C	MANNING PUBLIC LIBRARY	NW	$5,700	-	-	$4,297	$400	-	-	-	-	$10,397
C	MANSON PUBLIC LIBRARY	NW	$18,643	-	$2,771	$5,351	$1,335	-	$307	$138	$64	$28,609
C	MAPLETON PUBLIC LIBRARY	NW	$16,026	$6,931	-	$7,318	$1,134	-	$550	$2,763	$2,225	$36,947
C	MARCUS PUBLIC LIBRARY	NW	$13,381	$1,650	-	$5,469	$1,613	-	$928	-	$104	$23,145
C	MARENGO PUBLIC LIBRARY	EC	$25,707	$3,432	-	$8,981	$443	$132	$1,493	-	-	$40,188
C	MECHANICSVILLE PUBLIC LIBRARY	EC	$8,179	$30	$1,255	$3,237	$284	-	$347	-	-	$13,332
C	MEDIAPOLIS PUBLIC LIBRARY	SE	$9,016	$4,223	-	$2,343	$908	-	$200	-	-	$16,690
C	MILFORD PUBLIC LIBRARY	NW	$23,400	$4,325	-	$8,000	$1,000	-	$500	-	-	$37,225

Expenditures, Part 2

NAME	PLANT OPERATIONS	CITY/COUNTY PLANT OPER.	EQUIPMENT	OTHER OPER. EXPENDITURE	CAPITAL OUTLAY	SUBTOTAL	TOTAL	POPULATION LIBRARY	PER CAPITA EXPENDITURE
ELDON PUBLIC LIBRARY	$2,514	-	-	$1,745	$2,170	$6,429	$17,982	1,070	$16.81
ELKADER PUBLIC LIBRARY	$805	$2,184	$433	$2,358	-	$5,780	$24,998	1,510	$16.55
FAIRBANK PUBLIC LIBRARY	$1,750	-	$100	$3,709	-	$5,559	$24,676	1,018	$24.24
FAYETTE PUBLIC LIBRARY	$2,505	-	$185	$7,843	$2,410	$12,943	$37,651	1,317	$28.59
FREDERICKSBURG PUBLIC LIBRARY	$1,624	-	$1,904	$1,354	$1,183	$6,065	$22,623	1,011	$22.38
GEORGE PUBLIC LIBRARY	-	$1,630	$337	$308	-	$2,275	$10,899	1,066	$10.22
GOWRIE PUBLIC LIBRARY	$1,207	-	-	$2,899	-	$4,106	$22,664	1,028	$22.05
GREENE PUBLIC LIBRARY	$6,124	-	$1,874	$5,004	-	$13,002	$56,839	1,142	$49.77
GREENFIELD PUBLIC LIBRARY	$5,769	-	-	-	-	$5,769	$49,398	2,074	$23.82
GRISWOLD PUBLIC LIBRARY	$2,450	-	-	$12,469	-	$14,919	$28,289	1,049	$26.97
GRUNDY CENTER PUBLIC LIBRARY	$2,762	$2,508	$331	$2,304	-	$7,905	$72,880	2,491	$29.26
GUTHRIE CENTER PUBLIC LIBRARY	$6,214	-	$375	$3,103	$6,552	$16,244	$50,641	1,614	$31.38
GUTTENBERG PUBLIC LIBRARY	$3,645	-	$226	$3,439	-	$7,310	$34,044	2,257	$15.08
HAWARDEN PUBLIC LIBRARY	$10,499	-	$3,812	$16,741	-	$31,052	$113,589	2,439	$46.57
HOLSTEIN PUBLIC LIBRARY	$2,500	-	$500	$2,300	$600	$5,900	$30,700	1,449	$21.19
HUDSON PUBLIC LIBRARY	$1,665	-	$1,132	$8,936	-	$11,733	$54,100	2,037	$26.56
HULL PUBLIC LIBRARY	$9,676	-	$747	$1,905	-	$12,328	$35,450	1,724	$20.56
HUXLEY PUBLIC LIBRARY	$6,331	-	$423	$1,124	-	$7,878	$31,211	2,047	$15.25
IDA GROVE PUBLIC LIBRARY	$6,600	-	-	$2,600	$15,000	$24,200	$60,560	2,357	$25.69
JESUP PUBLIC LIBRARY	$586	-	$2,053	$3,432	$350,136	$356,207	$395,833	2,121	$186.63
JEWELL PUBLIC LIBRARY	$3,544	-	$1,621	$6,299	-	$11,464	$29,053	1,106	$26.27
KALONA PUBLIC LIBRARY	-	$920	-	-	-	$920	$26,200	1,942	$13.49
KEOSAUQUA PUBLIC LIBRARY	$4,292	-	-	$2,829	-	$7,121	$20,611	1,020	$20.21
KEOTA PUBLIC LIBRARY	-	$4,315	-	$1,653	-	$5,968	$29,461	1,000	$29.46
KINGSLEY PUBLIC LIBRARY	$2,580	-	$381	$1,139	-	$4,100	$25,370	1,129	$22.47
LA PORTE CITY PUBLIC LIBRARY	$2,924	-	$1,495	$784	-	$5,203	$30,697	2,128	$14.43
LAKE CITY PUBLIC LIBRARY	$5,603	-	$1,620	$2,041	-	$9,264	$36,146	1,841	$19.63
LAKE MILLS PUBLIC LIBRARY	$1,550	-	-	-	-	$1,550	$37,737	2,143	$17.61
LAKE VIEW PUBLIC LIBRARY	$3,834	-	-	$2,846	-	$6,680	$30,887	1,303	$23.70
LAMONI PUBLIC LIBRARY	-	$1,938	$694	$3,718	-	$6,350	$48,713	2,319	$21.01
LANSING PUBLIC LIBRARY	$3,472	-	-	$639	$1,246	$5,357	$15,912	1,007	$15.80
LAURENS PUBLIC LIBRARY	$2,793	-	-	$7,655	-	$10,448	$65,084	1,550	$41.99
LENOX PUBLIC LIBRARY	$300	$1,500	-	$1,060	-	$2,860	$13,835	1,303	$10.62
LEON PUBLIC LIBRARY	$1,562	-	-	$232	$2,181	$3,975	$43,218	2,047	$21.11
LISBON PUBLIC LIBRARY	$1,262	-	-	$2,496	$9,212	$12,970	$35,283	1,452	$24.30
LOGAN PUBLIC LIBRARY	$2,425	-	$2,175	$3,664	-	$8,264	$35,722	1,401	$25.50
MADRID PUBLIC LIBRARY	$6,771	-	$3,036	$926	-	$10,733	$40,675	2,395	$16.98
MALVERN PUBLIC LIBRARY	$3,052	-	$155	$4,238	$1,954	$9,399	$27,732	1,210	$22.92
MANLY PUBLIC LIBRARY	$2,216	-	$734	$642	-	$3,592	$23,496	1,349	$17.42
MANNING PUBLIC LIBRARY	$4,217	-	-	-	$689	$4,906	$15,303	1,484	$10.31
MANSON PUBLIC LIBRARY	$655	-	$267	$3,016	-	$3,938	$32,547	1,844	$17.65
MAPLETON PUBLIC LIBRARY	$2,862	-	-	$1,196	$3,368	$7,426	$44,373	1,294	$34.29
MARCUS PUBLIC LIBRARY	$4,879	-	$115	$2,264	-	$7,258	$30,403	1,171	$25.96
MARENGO PUBLIC LIBRARY	$3,849	-	$684	$4,191	-	$8,724	$48,912	2,270	$21.55
MECHANICSVILLE PUBLIC LIBRARY	$287	$3,520	$300	$1,776	$565	$6,448	$19,780	1,012	$19.55
MEDIAPOLIS PUBLIC LIBRARY	$2,722	-	-	$1,393	-	$4,115	$20,805	1,637	$12.71
MILFORD PUBLIC LIBRARY	$5,500	-	$3,000	$4,100	$2,000	$14,600	$51,825	2,170	$23.88

Expenditures, Part 1

SZ CD	NAME	REG	SALARIES AND WAGES	FRINGE BENEFITS	CITY/COUNTY BENEFITS	BOOKS	PERIOD., SERIALS	MICRO-FORMS	RECOR-DINGS	COMPUTER SOFTWARE	OTHER MATERIALS	SUBTOTAL
C	MITCHELLVILLE PUBLIC LIBRARY	CE	$17,658	$2,342	-	$7,703	$1,075	-	$311	-	$1,294	$30,383
C	MONONA PUBLIC LIBRARY	NE	$11,305	$855	-	$5,136	$187	-	$273	-	-	$17,756
C	MONTEZUMA PUBLIC LIBRARY	EC	$16,611	$2,226	-	$6,537	$1,041	-	-	-	-	$26,415
C	MOUNT AYR PUBLIC LIBRARY	SW	$15,365	$2,085	-	$2,884	$1,235	-	$50	-	-	$21,619
C	NASHUA PUBLIC LIBRARY	NE	$22,895	$3,137	-	$10,032	$1,983	-	$234	$290	$1,822	$40,393
C	NEW LONDON PUBLIC LIBRARY	SE	$37,733	$5,494	-	$10,329	$2,321	-	$3,759	$1,324	$206	$61,166
C	NEW SHARON PUBLIC LIBRARY	SE	$5,163	$314	-	$1,630	$18	-	-	-	-	$7,125
C	NEWELL PUBLIC LIBRARY	NW	$8,451	$29	$589	$2,750	$780	-	$15	-	$485	$13,099
C	NORA SPRINGS PUBLIC LIBRARY	NC	$10,176	$1,391	-	$5,527	$740	-	-	-	-	$17,834
C	NORTHWOOD PUBLIC LIBRARY	NC	$17,773	$558	$2,111	$9,329	$1,438	-	$810	-	-	$32,019
C	OAKLAND PUBLIC LIBRARY	SW	$14,207	$3,500	-	$3,720	$1,056	-	$510	-	-	$22,993
C	ODEBOLT PUBLIC LIBRARY	NW	$10,736	$1,356	-	$6,485	$1,628	-	$612	$672	$1,085	$22,574
C	OGDEN PUBLIC LIBRARY	CE	$18,543	$7,884	-	$8,597	$965	-	$176	-	$2,466	$38,631
C	PANORA PUBLIC LIBRARY	SW	$11,352	$1,516	-	$8,136	$690	-	$415	-	$150	$22,259
C	PARKERSBURG PUBLIC LIBRARY	NE	$18,100	$4,642	-	$9,000	$890	-	$1,220	-	$1,000	$34,852
C	PAULLINA PUBLIC LIBRARY	NW	$12,860	-	$1,459	$7,825	$12,000	-	$711	-	$95	$34,950
C	PLEASANTVILLE PUBLIC LIBRARY	CE	-	-	-	-	-	-	-	-	-	-
C	POCAHONTAS PUBLIC LIBRARY	NW	$26,229	$8,507	-	$6,949	$1,434	$22	$648	$50	$1,327	$45,166
C	POLK CITY PUBLIC LIBRARY	CE	$8,287	$2,516	-	$2,798	$436	-	$150	-	-	$14,187
C	POSTVILLE PUBLIC LIBRARY	NE	$12,202	-	-	$5,172	$1,432	-	$295	-	-	$19,101
C	PRESTON PUBLIC LIBRARY	EC	$9,411	$1,200	-	$5,445	$592	$50	$2,220	$349	-	$19,267
C	REINBECK PUBLIC LIBRARY	NE	$19,025	$4,533	-	$10,454	$1,197	-	$810	-	-	$36,019
C	REMSEN PUBLIC LIBRARY	NW	$22,039	$4,192	-	$7,937	$1,329	-	$1,952	$498	$2,358	$40,305
C	ROCKWELL CITY PUBLIC LIBRARY	NW	$20,100	$3,283	-	$6,643	$1,457	-	$1,328	-	-	$32,811
C	ROCKWELL PUBLIC LIBRARY	NC	$4,563	$582	-	$3,143	$1,163	-	-	-	-	$9,451
C	ROLAND PUBLIC LIBRARY	CE	$15,000	$1,190	-	$4,450	$1,300	-	$1,240	-	$400	$23,580
C	SAC CITY PUBLIC LIBRARY	NW	$25,473	$3,409	-	$12,225	$1,655	-	$40	-	$66	$42,868
C	SAINT ANSGAR PUBLIC LIBRARY	NC	$19,161	$2,704	-	$10,051	$1,227	$22	$1,701	$488	$3,016	$38,370
C	SANBORN PUBLIC LIBRARY	NW	$13,900	-	-	$8,059	$1,332	-	-	-	$954	$24,245
C	SHEFFIELD PUBLIC LIBRARY	NC	$16,400	$2,188	-	$8,628	$1,137	-	$1,916	-	-	$30,269
C	SHELL ROCK PUBLIC LIBRARY	NE	$15,697	$3,324	-	$5,908	$1,209	$146	$738	$597	$96	$27,715
C	SIDNEY PUBLIC LIBRARY	SW	$3,330	$233	-	$1,624	$22	-	-	-	-	$5,209
C	SIGOURNEY PUBLIC LIBRARY	SE	$18,392	$5,851	-	$4,637	$1,118	-	$562	-	-	$30,560
C	SLATER PUBLIC LIBRARY	CE	$20,026	$11,592	-	$9,016	$705	-	$395	-	-	$41,734
C	SOLON PUBLIC LIBRARY	EC	$7,527	$993	$8,520	$5,550	$444	-	-	$1,667	-	$24,701
C	SPRINGVILLE PUBLIC LIBRARY	EC	$5,954	$791	-	$4,503	$235	-	$178	-	-	$11,661
C	STATE CENTER PUBLIC LIBRARY	CE	$29,943	$3,252	-	$6,447	$2,168	-	$2,226	-	-	$44,036
C	STRAWBERRY POINT P. L.	NE	$14,193	-	-	$8,360	$907	-	$547	-	-	$24,007
C	STUART PUBLIC LIBRARY	SW	$14,946	$1,895	-	$3,187	$865	-	-	-	-	$20,893
C	SUMNER PUBLIC LIBRARY	NE	$26,294	$100	$3,524	$10,002	$1,545	-	$1,452	$539	$136	$43,592
C	TOLEDO PUBLIC LIBRARY	EC	$15,400	$1,819	-	$7,760	$1,522	-	$1,035	-	-	$27,536
C	TRAER PUBLIC LIBRARY	EC	$14,786	$2,016	-	$6,880	$1,455	-	$366	-	-	$25,503
C	TRIPOLI PUBLIC LIBRARY	NE	$19,024	-	$7,350	$7,843	$1,292	-	$3,677	$539	$129	$39,854
C	VILLISCA PUBLIC LIBRARY	SW	$10,000	$1,800	-	$4,500	$900	-	$200	-	-	$17,400
C	WAPELLO PUBLIC LIBRARY	SE	$18,921	$2,649	-	$7,235	$1,000	-	$850	-	-	$30,655
C	WELLMAN PUBLIC LIBRARY	SE	$8,870	$1,395	-	$4,333	$230	-	$544	-	-	$15,372
C	WEST BRANCH PUBLIC LIBRARY	EC	$31,470	$6,309	-	$7,301	$1,079	-	$217	-	$263	$46,639

Expenditures, Part 2

NAME	PLANT OPERATIONS	CITY/COUNTY PLANT OPER.	EQUIPMENT	OTHER OPER. EXPENDITURE	CAPITAL OUTLAY	SUBTOTAL	TOTAL	POPULATION LIBRARY	PER CAPITA EXPENDITURE
MITCHELLVILLE PUBLIC LIBRARY	$5,310	-	$1,596	$1,326	-	$8,232	$38,615	1,670	$23.12
MONONA PUBLIC LIBRARY	$5,597	-	-	$1,557	-	$7,154	$24,910	1,520	$16.39
MONTEZUMA PUBLIC LIBRARY	$2,353	-	-	$955	$2,500	$5,808	$32,223	1,651	$19.52
MOUNT AYR PUBLIC LIBRARY	$5,074	-	-	$3,197	-	$8,271	$29,890	1,796	$16.64
NASHUA PUBLIC LIBRARY	$3,290	-	$545	$2,433	-	$6,268	$46,661	1,476	$31.61
NEW LONDON PUBLIC LIBRARY	$88	$3,458	$3,137	$2,859	-	$9,542	$70,708	1,922	$36.79
NEW SHARON PUBLIC LIBRARY	$2,760	-	-	$361	$283	$3,404	$10,529	1,136	$9.27
NEWELL PUBLIC LIBRARY	$2,699	-	$180	$183	-	$3,062	$16,161	1,089	$14.84
NORA SPRINGS PUBLIC LIBRARY	$1,878	-	-	$1,906	-	$3,784	$21,618	1,505	$14.36
NORTHWOOD PUBLIC LIBRARY	$2,773	-	$162	$3,947	$1,860	$8,742	$40,761	1,940	$21.01
OAKLAND PUBLIC LIBRARY	$316	$4,467	$364	$1,850	-	$6,997	$29,990	1,496	$20.05
ODEBOLT PUBLIC LIBRARY	$1,958	-	$521	$2,351	$646	$5,476	$28,050	1,158	$24.22
OGDEN PUBLIC LIBRARY	$6,291	-	-	$6,251	-	$12,542	$51,173	1,909	$26.81
PANORA PUBLIC LIBRARY	$3,780	-	$1,461	$1,435	-	$6,676	$28,935	1,100	$26.30
PARKERSBURG PUBLIC LIBRARY	$2,683	-	-	$600	-	$3,283	$38,135	1,804	$21.14
PAULLINA PUBLIC LIBRARY	$4,215	-	$4,540	$2,746	-	$11,501	$46,451	1,134	$40.96
PLEASANTVILLE PUBLIC LIBRARY	-	-	-	-	-	-	-	1,536	-
POCAHONTAS PUBLIC LIBRARY	$5,057	-	$2,744	$2,120	-	$9,921	$55,087	2,085	$26.42
POLK CITY PUBLIC LIBRARY	$1,798	-	-	$2,569	-	$4,367	$18,554	1,908	$9.72
POSTVILLE PUBLIC LIBRARY	$2,333	-	-	$6,994	-	$9,327	$28,428	1,472	$19.31
PRESTON PUBLIC LIBRARY	$1,640	-	$566	$4,050	-	$6,256	$25,523	1,025	$24.90
REINBECK PUBLIC LIBRARY	$6,145	-	-	$12,806	-	$18,951	$54,970	1,605	$34.25
REMSEN PUBLIC LIBRARY	$4,962	-	$2,480	-	-	$7,442	$47,747	1,513	$31.56
ROCKWELL CITY PUBLIC LIBRARY	$3,000	-	$285	$4,506	$5,072	$12,863	$45,674	1,981	$23.06
ROCKWELL PUBLIC LIBRARY	$1,251	-	$275	$804	-	$2,330	$11,781	1,008	$11.69
ROLAND PUBLIC LIBRARY	$2,200	$320	-	-	-	$2,520	$26,100	1,035	$25.22
SAC CITY PUBLIC LIBRARY	$9,448	-	-	$2,635	-	$12,083	$54,951	2,492	$22.05
SAINT ANSGAR PUBLIC LIBRARY	$3,115	-	$617	-	$2,991	$6,723	$45,093	1,063	$42.42
SANBORN PUBLIC LIBRARY	$2,019	-	$2,135	-	-	$4,154	$28,399	1,345	$21.11
SHEFFIELD PUBLIC LIBRARY	$2,892	-	$231	$5,190	-	$8,313	$38,582	1,174	$32.86
SHELL ROCK PUBLIC LIBRARY	$2,296	-	$1,500	$1,450	$1,659	$6,905	$34,620	1,385	$25.00
SIDNEY PUBLIC LIBRARY	-	-	$50	-	-	$50	$5,259	1,253	$4.20
SIGOURNEY PUBLIC LIBRARY	$3,102	-	$169	$2,238	-	$5,509	$36,069	2,111	$17.09
SLATER PUBLIC LIBRARY	$3,348	-	$1,895	$10,228	$2,600	$18,071	$59,805	1,268	$47.16
SOLON PUBLIC LIBRARY	$443	$922	$3,833	$756	-	$5,954	$30,655	1,050	$29.20
SPRINGVILLE PUBLIC LIBRARY	$2,509	-	-	$2,883	-	$5,392	$17,053	1,068	$15.97
STATE CENTER PUBLIC LIBRARY	$3,335	-	-	$9,267	$1,549	$14,151	$58,187	1,248	$46.62
STRAWBERRY POINT P. L.	$1,553	$720	-	-	-	$2,273	$26,280	1,357	$19.37
STUART PUBLIC LIBRARY	$520	$2,368	-	$1,362	-	$4,250	$25,143	1,522	$16.52
SUMNER PUBLIC LIBRARY	$2,033	-	$924	$3,221	-	$6,178	$49,770	2,078	$23.95
TOLEDO PUBLIC LIBRARY	$4,162	-	$8,098	-	$15,000	$27,260	$54,796	2,380	$23.02
TRAER PUBLIC LIBRARY	$3,113	-	-	$3,676	$8,989	$15,778	$41,281	1,552	$26.60
TRIPOLI PUBLIC LIBRARY	$2,435	$200	$552	$2,944	-	$6,131	$45,985	1,188	$38.71
VILLISCA PUBLIC LIBRARY	$1,700	-	-	$1,920	-	$3,620	$21,020	1,332	$15.78
WAPELLO PUBLIC LIBRARY	$5,308	-	-	$3,900	-	$9,208	$39,863	2,013	$19.80
WELLMAN PUBLIC LIBRARY	$318	$1,940	-	$1,860	-	$4,118	$19,490	1,085	$17.96
WEST BRANCH PUBLIC LIBRARY	$3,474	-	$1,311	$3,086	$260,693	$268,564	$315,203	1,908	$165.20

Expenditures, Part 1

SZ CD	NAME	REG	SALARIES AND WAGES	FRINGE BENEFITS	CITY/COUNTY BENEFITS	BOOKS	PERIOD., SERIALS	MICRO-FORMS	RECOR-DINGS	COMPUTER SOFTWARE	OTHER MATERIALS	SUBTOTAL
C	WEST POINT PUBLIC LIBRARY	SE	$11,690	$5,657	-	$3,944	$916	$35	$1,150	$109	$792	$24,293
C	WEST UNION PUBLIC LIBRARY	NE	$21,979	$2,953	$2,953	$11,317	-	-	$550	-	-	$39,752
C	WILLIAMSBURG PUBLIC LIBRARY	EC	$22,724	$2,727	-	$7,374	$2,600	-	$2,788	-	-	$38,213
C	WINFIELD PUBLIC LIBRARY	SE	$10,896	$2,773	-	$2,158	$1,165	-	-	-	-	$16,992
C	WOODBINE PUBLIC LIBRARY	SW	$16,593	$1,353	$435	$5,119	-	-	$927	$202	-	$24,629
C	WOODWARD PUBLIC LIBRARY	CE	$12,809	$1,719	-	$5,084	$655	-	$418	-	-	$20,685
D	ADEL PUBLIC LIBRARY	CE	$36,678	-	$4,915	$10,436	$1,713	-	$300	$1,003	-	$55,045
D	ALBIA PUBLIC LIBRARY	SE	$27,013	$1,606	$3,620	$6,684	$1,559	-	-	-	-	$40,482
D	AUDUBON PUBLIC LIBRARY	SW	$25,847	$3,454	-	$10,383	$2,495	-	$1,831	-	-	$44,010
D	BELLE PLAINE PUBLIC LIBRARY	EC	$20,125	-	$2,977	$5,022	$1,094	-	$1,200	$167	-	$30,585
D	BELMOND PUBLIC LIBRARY	NC	$35,219	$4,672	-	$12,419	$2,036	$10	$1,062	$3,258	-	$58,676
D	BLOOMFIELD PUBLIC LIBRARY	SE	$36,280	-	$9,299	$7,499	$1,873	-	$836	-	-	$55,787
D	CAMANCHE PUBLIC LIBRARY	EC	$43,133	$8,770	-	$16,200	$2,800	-	$1,000	-	-	$71,903
D	CARLISLE PUBLIC LIBRARY	CE	$29,302	$4,781	-	$11,386	$916	-	-	$113	$106	$46,604
D	CARTER LAKE PUBLIC LIBRARY	SW	$13,543	$2,115	-	$3,560	$410	-	$316	-	-	$19,944
D	CHARITON PUBLIC LIBRARY	SW	$53,174	-	-	$9,256	$2,275	-	$4,520	-	-	$69,225
D	CLARION PUBLIC LIBRARY	NC	$29,185	-	$5,215	$13,900	$1,260	-	$915	-	$265	$50,740
D	CRESCO PUBLIC LIBRARY	NE	$69,828	-	$13,796	$12,171	$3,157	$70	$2,307	$525	$317	$102,171
D	DE WITT PUBLIC LIBRARY	EC	$40,308	$5,195	-	$20,468	$2,722	-	$3,480	-	-	$72,173
D	DYERSVILLE PUBLIC LIBRARY	NE	$49,520	$9,320	-	$21,818	$3,016	-	$1,029	$473	-	$85,176
D	EAGLE GROVE PUBLIC LIBRARY	NC	$52,299	$10,910	-	$14,016	$2,368	-	$465	$2,065	$1,047	$83,170
D	ELDORA PUBLIC LIBRARY	NC	$35,054	$8,547	-	$21,993	$2,697	-	$1,841	-	-	$70,132
D	EMMETSBURG PUBLIC LIBRARY	NW	$59,876	$19,308	-	$18,652	$3,675	-	$2,300	$100	$2,630	$106,541
D	EVANSDALE PUBLIC LIBRARY	NE	$13,589	$4,069	-	$4,200	-	-	-	-	-	$21,858
D	FOREST CITY PUBLIC LIBRARY	NC	$28,730	$9,514	-	$7,390	$2,075	-	$100	-	$400	$48,209
D	GARNER PUBLIC LIBRARY	NC	$39,223	$7,862	-	$14,027	$2,558	-	$2,326	-	$51	$66,047
D	GLENWOOD PUBLIC LIBRARY	SW	$90,083	$35,973	-	$20,775	$2,138	$267	$1,419	$263	$340	$151,258
D	GRIMES PUBLIC LIBRARY	CE	$16,940	$2,263	-	$12,438	$987	-	$1,012	-	$4,447	$38,087
D	HAMPTON PUBLIC LIBRARY	NC	$58,969	$13,684	-	$21,691	$3,603	-	$1,797	-	$585	$100,329
D	HIAWATHA PUBLIC LIBRARY	EC	$45,788	$11,147	-	$14,080	$1,760	-	$2,193	$495	-	$75,463
D	HUMBOLDT PUBLIC LIBRARY	NC	$85,904	$19,753	-	$21,873	$2,388	-	$1,364	-	$70	$131,352
D	JEFFERSON PUBLIC LIBRARY	CE	$60,270	$14,886	-	$26,971	$4,013	-	$2,305	$45	$847	$109,337
D	JOHNSTON PUBLIC LIBRARY	CE	$90,067	$11,889	$5,386	$19,817	$2,655	-	$5,845	-	$121	$135,780
D	MISSOURI VALLEY PUBLIC LIBRARY	SW	$29,598	$3,966	-	$8,530	$1,526	-	$170	-	-	$43,790
D	MONTICELLO PUBLIC LIBRARY	EC	$29,023	$3,920	-	$11,844	$2,386	-	-	-	-	$47,173
D	NEW HAMPTON PUBLIC LIBRARY	NE	$55,130	$2,701	-	$6,811	$1,869	$1,381	$1,050	$270	-	$69,212
D	NORTH LIBERTY PUBLIC LIBRARY	EC	$33,875	$7,754	-	$7,500	$1,500	-	$1,000	-	-	$51,629
D	ONAWA PUBLIC LIBRARY	NW	$41,493	$5,473	$1,040	$7,633	$1,239	-	$98	-	-	$56,976
D	ORANGE CITY PUBLIC LIBRARY	NW	$89,509	$14,019	-	$23,258	$3,491	-	$3,273	$7	$558	$134,115
D	OSAGE PUBLIC LIBRARY	NC	$62,172	-	-	$19,169	$3,099	-	$5,515	$250	$1,694	$91,899
D	OSCEOLA PUBLIC LIBRARY	SW	$35,100	$4,700	-	$6,400	$1,642	-	$170	-	-	$48,012
D	PLEASANT HILL PUBLIC LIBRARY	CE	$51,424	$13,049	-	$17,597	$2,199	-	$1,497	$223	$110	$86,099
D	ROCK RAPIDS PUBLIC LIBRARY	NW	$39,430	$8,153	-	$9,162	$1,604	-	$1,063	$1	$5,239	$64,652
D	ROCK VALLEY PUBLIC LIBRARY	NW	$34,164	-	$6,176	$22,707	$1,300	-	$3,758	$300	-	$68,405
D	SHELDON PUBLIC LIBRARY	NW	$62,221	$1,236	$7,173	$22,500	$3,572	-	$1,230	-	-	$97,932
D	SIBLEY PUBLIC LIBRARY	NW	$28,288	$7,481	-	$18,301	$2,798	-	-	-	-	$56,868

Expenditures, Part 2

NAME	PLANT OPERATIONS	CITY/COUNTY PLANT OPER.	EQUIPMENT	OTHER OPER. EXPENDITURE	CAPITAL OUTLAY	SUBTOTAL	TOTAL	POPULATION LIBRARY	PER CAPITA EXPENDITURE
WEST POINT PUBLIC LIBRARY	$3,625	-	-	$608	$3,820	$8,053	$32,346	1,079	$29.98
WEST UNION PUBLIC LIBRARY	$3,281	-	-	-	$663	$3,944	$43,696	2,490	$17.55
WILLIAMSBURG PUBLIC LIBRARY	$2,716	-	$171	$150	-	$3,037	$41,250	2,174	$18.97
WINFIELD PUBLIC LIBRARY	$1,065	$1,130	$54	$300	-	$2,549	$19,541	1,051	$18.59
WOODBINE PUBLIC LIBRARY	$2,001	$452	$465	$3,508	-	$6,426	$31,055	1,500	$20.70
WOODWARD PUBLIC LIBRARY	$3,714	-	-	$3,630	$119,296	$126,640	$147,325	1,197	$123.08
ADEL PUBLIC LIBRARY	$2,999	-	$300	$5,965	-	$9,264	$64,309	3,304	$19.46
ALBIA PUBLIC LIBRARY	$6,263	-	$856	$1,786	-	$8,905	$49,387	3,870	$12.76
AUDUBON PUBLIC LIBRARY	$3,712	-	$3,501	$4,292	$336,533	$348,038	$392,048	2,524	$155.33
BELLE PLAINE PUBLIC LIBRARY	$14,088	-	-	$1,945	-	$16,033	$46,618	2,834	$16.45
BELMOND PUBLIC LIBRARY	$8,068	-	$232	$6,661	-	$14,961	$73,637	2,500	$29.45
BLOOMFIELD PUBLIC LIBRARY	$4,839	-	$2,271	$3,682	-	$10,792	$66,579	2,580	$25.81
CAMANCHE PUBLIC LIBRARY	$5,600	-	$37	$5,150	$5,200	$15,987	$87,890	4,436	$19.81
CARLISLE PUBLIC LIBRARY	$5,601	-	$1,417	$3,797	$2,050	$12,865	$59,469	3,241	$18.35
CARTER LAKE PUBLIC LIBRARY	$6,821	-	-	$2,588	-	$9,409	$29,353	3,200	$9.17
CHARITON PUBLIC LIBRARY	$5,927	-	$3,600	$20,112	-	$29,639	$98,864	4,616	$21.42
CLARION PUBLIC LIBRARY	$4,730	-	$2,033	$3,485	-	$10,248	$60,988	2,703	$22.56
CRESCO PUBLIC LIBRARY	$10,881	-	$1,261	$11,109	-	$23,251	$125,422	3,669	$34.18
DE WITT PUBLIC LIBRARY	$16,403	-	$193	$5,705	-	$22,301	$94,474	4,514	$20.93
DYERSVILLE PUBLIC LIBRARY	$4,331	-	$522	$6,047	-	$10,900	$96,076	3,703	$25.95
EAGLE GROVE PUBLIC LIBRARY	$8,477	$300	$4,115	$4,823	$8,765	$26,480	$109,650	3,671	$29.87
ELDORA PUBLIC LIBRARY	$5,402	-	$330	$6,135	-	$11,867	$81,999	3,038	$26.99
EMMETSBURG PUBLIC LIBRARY	$2,800	-	$1,607	$8,194	-	$12,601	$119,142	3,940	$30.24
EVANSDALE PUBLIC LIBRARY	$6,423	-	-	-	-	$6,423	$28,281	4,638	$6.10
FOREST CITY PUBLIC LIBRARY	$4,685	-	$2,700	$4,800	$17,000	$29,185	$77,394	4,430	$17.47
GARNER PUBLIC LIBRARY	$8,127	$1,000	$3,467	$9,547	-	$22,141	$88,188	2,916	$30.24
GLENWOOD PUBLIC LIBRARY	$7,189	-	$3,131	$20,101	$2,781	$33,202	$184,460	4,571	$40.35
GRIMES PUBLIC LIBRARY	$3,762	-	$22	-	$3,300	$7,084	$45,171	2,653	$17.03
HAMPTON PUBLIC LIBRARY	$5,452	$6,200	$1,171	$11,667	$1,120	$25,610	$125,939	4,133	$30.47
HIAWATHA PUBLIC LIBRARY	$3,489	-	$306	$3,020	-	$6,815	$82,278	4,986	$16.50
HUMBOLDT PUBLIC LIBRARY	$10,706	-	-	$11,474	$15,303	$37,483	$168,835	4,438	$38.04
JEFFERSON PUBLIC LIBRARY	$14,916	-	$2,970	$12,313	-	$30,199	$139,536	4,292	$32.51
JOHNSTON PUBLIC LIBRARY	$4,180	-	$7,687	$51,069	-	$62,936	$198,716	4,702	$42.26
MISSOURI VALLEY PUBLIC LIBRARY	$8,438	-	$634	$2,103	-	$11,175	$54,965	2,888	$19.03
MONTICELLO PUBLIC LIBRARY	$3,751	-	$1,773	$6,762	-	$12,286	$59,459	3,522	$16.88
NEW HAMPTON PUBLIC LIBRARY	$4,058	-	$1,450	$3,753	$97,863	$107,124	$176,336	3,660	$48.18
NORTH LIBERTY PUBLIC LIBRARY	$1,600	-	$1,800	$6,755	-	$10,155	$61,784	2,926	$21.12
ONAWA PUBLIC LIBRARY	$5,748	-	-	-	-	$5,748	$62,724	2,936	$21.36
ORANGE CITY PUBLIC LIBRARY	$7,056	-	$819	$16,312	-	$24,187	$158,302	4,940	$32.04
OSAGE PUBLIC LIBRARY	$4,305	-	$855	$12,582	$13,085	$30,827	$122,726	3,439	$35.69
OSCEOLA PUBLIC LIBRARY	$6,234	-	$497	$2,007	-	$8,738	$56,750	4,164	$13.63
PLEASANT HILL PUBLIC LIBRARY	$17,310	-	$2,650	$14,596	-	$34,556	$120,655	3,671	$32.87
ROCK RAPIDS PUBLIC LIBRARY	$10,129	-	$100	$3,310	$763	$14,302	$78,954	2,601	$30.36
ROCK VALLEY PUBLIC LIBRARY	-	$10,606	$1,100	$7,495	-	$19,201	$87,606	2,540	$34.49
SHELDON PUBLIC LIBRARY	$8,508	$198	$6,124	$9,656	-	$24,486	$122,418	4,937	$24.80
SIBLEY PUBLIC LIBRARY	$9,788	-	$12,701	$4,483	-	$26,972	$83,840	2,815	$29.78

Expenditures, Part 1

SZ CD	NAME	REG	SALARIES AND WAGES	FRINGE BENEFITS	CITY/COUNTY BENEFITS	BOOKS	PERIOD., SERIALS	MICRO-FORMS	RECOR-DINGS	COMPUTER SOFTWARE	OTHER MATERIALS	SUBTOTAL
D	SPIRIT LAKE PUBLIC LIBRARY	NW	$48,525	$9,413	-	$14,089	$3,113	$22	$2,473	-	-	$77,635
D	STORY CITY PUBLIC LIBRARY	CE	$22,675	$3,076	-	$9,707	$1,048	-	$843	-	-	$37,349
D	TAMA PUBLIC LIBRARY	EC	$25,715	$5,144	-	$14,606	-	-	$417	-	-	$45,882
D	TIPTON PUBLIC LIBRARY	EC	$37,870	-	-	$8,598	$1,102	-	-	-	-	$47,570
D	WAUKEE PUBLIC LIBRARY	CE	$34,454	$12,551	-	$9,280	$730	-	$1,540	$105	-	$58,660
D	WAUKON PUBLIC LIBRARY	NE	$44,581	$4,012	$4,904	$18,357	$2,875	-	$1,832	$323	$144	$77,028
D	WEST LIBERTY PUBLIC LIBRARY	SE	$23,761	$3,043	-	$8,136	$960	-	$824	-	$25	$36,749
D	WILTON PUBLIC LIBRARY	SE	$20,122	$2,696	-	$9,334	-	-	-	-	-	$32,152
D	WINTERSET PUBLIC LIBRARY	CE	$66,809	$831	$14,228	$16,419	$2,689	-	$4,121	-	$4,376	$109,473
E	ALGONA PUBLIC LIBRARY	NC	$80,617	$15,859	-	$24,033	$3,859	-	$1,310	-	-	$125,678
E	ALTOONA PUBLIC LIBRARY	CE	$47,763	$11,369	-	$16,401	$1,904	-	$1,880	-	$127	$79,444
E	ANAMOSA PUBLIC LIBRARY	EC	$16,854	$2,340	-	$12,202	$1,276	-	$250	-	-	$32,922
E	ATLANTIC PUBLIC LIBRARY	SW	$53,493	$23,574	$23,574	$16,060	$2,601	-	$1,144	$510	$250	$121,206
E	CARROLL PUBLIC LIBRARY	NW	$82,879	$15,397	-	$43,734	$7,366	$250	$1,000	-	-	$150,626
E												
E	CENTERVILLE PUBLIC LIBRARY	SE	$60,593	$7,464	-	$12,682	$1,300	-	-	-	-	$82,039
E	CHARLES CITY PUBLIC LIBRARY	NC	$78,875	-	$24,884	-	-	-	-	-	-	$103,759
E	CHEROKEE PUBLIC LIBRARY	NW	$56,274	-	$17,915	$15,237	$3,750	-	$1,400	-	$300	$94,876
E	CLARINDA PUBLIC LIBRARY	SW	$52,575	$10,735	-	$13,561	$3,560	-	$744	-	$628	$81,803
E	CLEAR LAKE PUBLIC LIBRARY	NC	$92,047	$20,628	-	$18,288	$4,650	-	$800	-	-	$136,413
E	CRESTON PUBLIC LIBRARY	SW	$51,631	-	$13,409	$11,466	$2,074	$225	$1,273	$139	-	$80,217
E	DECORAH PUBLIC LIBRARY	NE	$83,328	$19,940	-	$36,290	$5,000	-	$1,250	-	$1,200	$147,008
E	DENISON PUBLIC LIBRARY	NW	$73,622	-	$28,381	$23,156	$4,544	-	$2,272	$213	$7,246	$139,434
E	ESTHERVILLE PUBLIC LIBRARY	NW	$83,912	$29,619	-	$20,664	$2,592	-	$573	-	$3,024	$140,384
E	FAIRFIELD PUBLIC LIBRARY	SE	$148,043	$32,657	-	$29,454	$3,000	-	$10,500	-	-	$223,654
E	GRINNELL PUBLIC LIBRARY	EC	$138,612	$20,433	-	$38,081	$5,315	$67	$3,694	-	-	$206,202
E	HARLAN PUBLIC LIBRARY	SW	$68,289	$29,297	-	$24,322	$4,362	$74	$2,790	$22	$2,014	$131,170
E	INDEPENDENCE PUBLIC LIBRARY	NE	$61,477	-	$20,780	$21,066	$2,646	-	$1,588	-	-	$107,557
E	IOWA FALLS PUBLIC LIBRARY	NC	$69,602	$23,158	-	$21,262	$3,028	-	$4,135	$1,100	-	$122,285
E	KNOXVILLE PUBLIC LIBRARY	CE	$64,881	-	$10,108	$24,000	$3,000	-	$3,000	$1,000	$1,000	$106,989
E	LE MARS PUBLIC LIBRARY	NW	$84,684	$19,288	-	$36,000	$6,000	$200	$2,500	$500	-	$149,172
E	MANCHESTER PUBLIC LIBRARY	NE	$60,358	$9,961	-	$25,784	$3,062	-	$3,381	$82	-	$102,628
E	MAQUOKETA PUBLIC LIBRARY	EC	$64,554	$10,600	-	$19,878	$1,897	$185	$1,469	$185	$11	$98,779
E	MOUNT PLEASANT PUBLIC LIBRARY	SE	$106,663	$15,044	-	$34,042	$4,968	-	-	-	$2,976	$163,693
E	NEVADA PUBLIC LIBRARY	CE	$63,851	$10,888	$300	$23,162	$5,315	$20	$1,081	$601	-	$105,218
E	NORWALK PUBLIC LIBRARY	CE	$32,923	$4,409	-	$15,476	$2,684	-	$1,396	-	$13,368	$70,256
E	OELWEIN PUBLIC LIBRARY	NE	$68,391	-	$14,300	$18,478	$4,050	-	$2,713	-	-	$107,932
E	PELLA PUBLIC LIBRARY	CE	$149,891	-	$9,533	$47,250	$7,855	-	$2,820	$3,620	$1,052	$222,021
E	PERRY PUBLIC LIBRARY	CE	$98,829	-	$32,893	$18,298	$3,054	-	$2,775	-	-	$155,849
E	RED OAK PUBLIC LIBRARY	SW	$63,658	-	$5,617	$20,261	$4,200	-	$512	-	$750	$94,998
E	SHENANDOAH PUBLIC LIBRARY	SW	$70,631	-	$23,619	$24,556	$4,674	$15	$1,801	$547	$2,933	$128,776
E	SIOUX CENTER PUBLIC LIBRARY	NW	$87,967	$27,792	-	$19,894	$3,603	-	$4,599	-	$120	$143,975
E	STORM LAKE PUBLIC LIBRARY	NW	$86,814	$19,728	-	$18,000	$2,700	-	$2,500	-	-	$129,742
E	VINTON PUBLIC LIBRARY	EC	$37,747	$12,189	-	$8,997	$876	-	$490	-	-	$60,299
E	WASHINGTON PUBLIC LIBRARY	SE	$70,523	$14,465	-	$28,790	$3,800	-	$350	-	-	$117,928
E	WAVERLY PUBLIC LIBRARY	NE	$135,381	$24,912	-	$24,568	$6,909	$374	$1,923	$47	$61	$194,175
E	WEBSTER CITY PUBLIC LIBRARY	NC	$113,050	$18,510	-	$32,379	$4,245	$23	$4,375	$255	$507	$173,344

Expenditures, Part 2

NAME	PLANT OPERATIONS	CITY/COUNTY PLANT OPER.	EQUIPMENT	OTHER OPER. EXPENDITURE	CAPITAL OUTLAY	SUBTOTAL	TOTAL	POPULATION LIBRARY	PER CAPITA EXPENDITURE
SPIRIT LAKE PUBLIC LIBRARY	$15,194	-	$1,080	$8,190	-	$24,464	$102,099	3,871	$26.38
STORY CITY PUBLIC LIBRARY	$453	$550	$4,568	$44,702	-	$50,273	$87,622	2,959	$29.61
TAMA PUBLIC LIBRARY	$3,740	-	$2,145	$6,126	$57,893	$69,904	$115,786	2,697	$42.93
TIPTON PUBLIC LIBRARY	$3,240	-	-	$15,038	-	$18,278	$65,848	2,998	$21.96
WAUKEE PUBLIC LIBRARY	$7,886	-	$1,840	$8,429	-	$18,155	$76,815	2,512	$30.58
WAUKON PUBLIC LIBRARY	$5,612	-	$3,201	$7,123	-	$15,936	$92,964	4,019	$23.13
WEST LIBERTY PUBLIC LIBRARY	$2,457	-	$2,307	$3,562	-	$8,326	$45,075	2,935	$15.36
WILTON PUBLIC LIBRARY	$1,401	-	$288	$3,929	$4,577	$10,195	$42,347	2,577	$16.43
WINTERSET PUBLIC LIBRARY	$2,067	$6,000	$2,608	$9,906	$8,968	$29,549	$139,022	4,196	$33.13
ALGONA PUBLIC LIBRARY	$11,587	-	-	$29,928	-	$41,515	$167,193	6,015	$27.80
ALTOONA PUBLIC LIBRARY	$10,926.	-	$1,788	$5,117	-	$17,831	$97,275	7,191	$13.53
ANAMOSA PUBLIC LIBRARY	$3,918	-	$1,031	$7,540	-	$12,489	$45,411	5,100	$8.90
ATLANTIC PUBLIC LIBRARY	$2,853	$3,773	$2,782	$13,850	-	$23,258	$144,464	7,432	$19.44
CARROLL PUBLIC LIBRARY	$950	$15,000	$1,188	$11,503	-	$28,641	$179,267	9,579	$18.71
CENTERVILLE PUBLIC LIBRARY	$9,035	-	-	$22,310	-	$31,345	$113,384	5,936	$19.10
CHARLES CITY PUBLIC LIBRARY	-	$21,824	$127	$16,521	-	$38,472	$142,231	7,878	$18.05
CHEROKEE PUBLIC LIBRARY	$10,180	-	$482	$5,917	-	$16,579	$111,455	6,026	$18.50
CLARINDA PUBLIC LIBRARY	$12,824	-	$2,967	$7,217	-	$23,008	$104,811	5,104	$20.54
CLEAR LAKE PUBLIC LIBRARY	$9,590	-	-	$29,409	-	$38,999	$175,412	8,183	$21.44
CRESTON PUBLIC LIBRARY	$5,330	-	$887	$16,584	-	$22,801	$103,018	7,911	$13.02
DECORAH PUBLIC LIBRARY	$19,020	-	$14,565	$15,919	$2,854	$52,358	$199,366	8,063	$24.73
DENISON PUBLIC LIBRARY	$4,331	$5,994	$1,311	$8,928	-	$20,564	$159,998	6,604	$24.23
ESTHERVILLE PUBLIC LIBRARY	$5,956	-	-	$7,269	$2,530	$15,755	$156,139	6,720	$23.23
FAIRFIELD PUBLIC LIBRARY	$18,994	-	$6,595	$89,541	-	$115,130	$338,784	9,768	$34.68
GRINNELL PUBLIC LIBRARY	$33,566	-	-	$15,765	-	$49,331	$255,533	8,902	$28.71
HARLAN PUBLIC LIBRARY	$15,006	-	$640	$7,219	$2,150	$25,015	$156,185	5,148	$30.34
INDEPENDENCE PUBLIC LIBRARY	$14,898	-	-	$8,544	-	$23,442	$130,999	5,972	$21.94
IOWA FALLS PUBLIC LIBRARY	$7,652	-	-	$11,179	$4,249	$23,080	$145,365	5,424	$26.80
KNOXVILLE PUBLIC LIBRARY	$9,000	-	$5,500	$30,085	$10,000	$54,585	$161,574	8,232	$19.63
LE MARS PUBLIC LIBRARY	$7,500	-	$4,000	$5,000	$17,447	$33,947	$183,119	8,454	$21.66
MANCHESTER PUBLIC LIBRARY	$7,257	-	-	$3,114	$587,295	$597,666	$700,294	5,137	$136.32
MAQUOKETA PUBLIC LIBRARY	$4,852	-	$5,125	$14,277	$11,270	$35,524	$134,303	6,111	$21.98
MOUNT PLEASANT PUBLIC LIBRARY	$3,640	$4,000	$8,955	$20,301	-	$36,896	$200,589	8,027	$24.99
NEVADA PUBLIC LIBRARY	$26,343	$1,795	-	$7,743	$21,819	$57,700	$162,918	6,009	$27.11
NORWALK PUBLIC LIBRARY	$3,972	-	$504	$1,972	-	$6,448	$76,704	5,726	$13.40
OELWEIN PUBLIC LIBRARY	$6,185	-	$3,508	$4,596	-	$14,289	$122,221	6,493	$18.82
PELLA PUBLIC LIBRARY	$5,334	$7,619	$7,019	$9,931	-	$29,903	$251,924	9,270	$27.18
PERRY PUBLIC LIBRARY	$11,679	-	$176	$13,397	$453,191	$478,443	$634,292	6,652	$95.35
RED OAK PUBLIC LIBRARY	$10,393	$420	$1,476	$13,817	-	$26,106	$121,104	6,264	$19.33
SHENANDOAH PUBLIC LIBRARY	$10,575	-	$7,221	$4,092	-	$21,888	$150,664	5,572	$27.04
SIOUX CENTER PUBLIC LIBRARY	$21,057	-	$8,172	$20,532	$1,050	$50,811	$194,786	5,074	$38.39
STORM LAKE PUBLIC LIBRARY	$24,370	-	-	$36,275	$24,602	$85,247	$214,989	8,769	$24.52
VINTON PUBLIC LIBRARY	$5,594	-	-	-	-	$5,594	$65,893	5,103	$12.91
WASHINGTON PUBLIC LIBRARY	$9,000	-	$1,200	-	$4,303	$14,503	$132,431	7,074	$18.72
WAVERLY PUBLIC LIBRARY	$9,676	-	$5,578	$22,461	-	$37,715	$231,890	8,539	$27.16
WEBSTER CITY PUBLIC LIBRARY	$9,131	$6,870	$2,436	$19,265	-	$37,702	$211,046	7,894	$26.73

Expenditures, Part 1

SZ CD	NAME	REG	SALARIES AND WAGES	FRINGE BENEFITS	CITY/COUNTY BENEFITS	BOOKS	PERIOD., SERIALS	MICRO-FORMS	RECOR-DINGS	COMPUTER SOFTWARE	OTHER MATERIALS	SUBTOTAL
F	ANKENY PUBLIC LIBRARY	CE	$151,893	$42,632	-	$50,624	$6,557	-	$3,570	-	-	$255,276
F	BOONE PUBLIC LIBRARY	CE	$133,586	-	$39,613	$33,591	$6,053	-	$4,902	-	$3,220	$220,965
F	CORALVILLE PUBLIC LIBRARY	EC	$148,647	$39,050	-	$38,950	$3,537	-	$5,185	-	$57	$235,426
F	FORT MADISON PUBLIC LIBRARY	SE	$150,840	-	$35,574	$19,975	$4,964	$80	$928	$90	$420	$212,871
F	INDIANOLA PUBLIC LIBRARY	CE	$86,967	$14,653	-	$23,621	$5,994	-	$1,997	$7,689	-	$140,921
F	KEOKUK PUBLIC LIBRARY	SE	$176,855	$45,032	-	$39,448	$6,410	-	$2,349	$1,831	$16,262	$288,187
F	MARION PUBLIC LIBRARY	EC	$189,306	$49,880	-	$73,695	$15,429	-	-	-	-	$328,310
F	MUSCATINE PUBLIC LIBRARY	SE	$380,613	-	$38,792	$86,908	$16,352	-	$7,757	-	-	$530,422
F	NEWTON PUBLIC LIBRARY	CE	$210,289	$45,546	-	$38,611	$9,066	-	$5,464	-	-	$308,976
F	OSKALOOSA PUBLIC LIBRARY	SE	$162,395	$36,918	-	$29,886	$4,098	-	$1,228	$150	$1,387	$236,062
F	OTTUMWA PUBLIC LIBRARY	SE	$221,594	$47,524	-	$50,222	$1,474	-	$913	-	$18,944	$340,671
F	SPENCER PUBLIC LIBRARY	NW	$155,368	-	$35,000	$31,367	$5,214	-	$2,259	$199	$731	$230,138
F	URBANDALE PUBLIC LIBRARY	CE	$321,655	$75,662	-	$65,696	$6,407	-	$8,033	-	$493	$477,946
G	AMES PUBLIC LIBRARY	CE	$917,880	$214,599	-	$184,000	$25,657	-	$27,100	$500	$2,200	$1,371,936
G	BETTENDORF PUBLIC LIBRARY	SE	$538,950	$133,783	-	$93,268	$14,000	-	$13,299	-	-	$793,300
G	BURLINGTON PUBLIC LIBRARY	SE	$382,307	-	$105,249	$89,482	$17,777	$1,488	$6,050	-	-	$602,353
G	CEDAR FALLS PUBLIC LIBRARY	NE	$426,697	$128,136	$8,609	$55,057	$11,775	-	$1,594	$5,796	-	$637,664
G	CLINTON PUBLIC LIBRARY	EC	$351,713	$103,751	-	$81,577	$15,970	$2,262	$1,408	-	-	$556,681
G	FORT DODGE PUBLIC LIBRARY	NC	$227,542	$59,778	-	$44,451	$7,770	-	$4,083	$3,500	-	$347,124
G	MARSHALLTOWN PUBLIC LIBRARY	CE	$229,230	$59,870	-	$65,112	$8,562	-	$2,112	-	-	$364,886
G	MASON CITY PUBLIC LIBRARY	NC	$302,188	$81,761	-	$65,897	$15,941	-	$8,023	$3,210	$7,659	$484,679
G	WEST DES MOINES PUBLIC LIBRARY	CE	$439,375	$120,274	-	$98,723	$12,210	-	$7,676	-	-	$678,258
H	CEDAR RAPIDS PUBLIC LIBRARY	EC	$1,693,551	$410,132	-	$303,456	$63,474	-	$20,883	-	-	$2,491,496
H	COUNCIL BLUFFS PUBLIC LIBRARY	SW	$443,235	$139,280	-	$57,124	$35,955	-	$5,478	$3,595	-	$684,667
H	DAVENPORT PUBLIC LIBLIC LIBRARY	SE	$998,674	-	$307,488	$315,019	$22,000	$7,600	$11,800	-	$5,000	$1,667,581
H	DES MOINES PUBLIC LIBRARY	CE	$2,306,334	$714,142	$1,209	$236,054	$36,324	-	$19,900	-	-	$3,313,963
H	DUBUQUE PUBLIC LIBRARY	NE	$569,350	$159,516	-	$91,664	$54,642	$812	$1,735	-	-	$877,719
H	IOWA CITY PUBLIC LIBLIC LIBRARY	EC	$1,310,481	$293,322	-	$192,540	$50,691	$7,124	$70,294	-	$7,457	$1,931,909
H	SIOUX CITY PUBLIC LIBRARY	NW	$847,488	$219,655	-	$218,917	$47,560	-	$6,561	-	-	$1,340,181
H	WATERLOO PUBLIC LIBRARY	NE	$616,290	$170,160	-	$115,032	$37,881	$5,184	$9,170	$60	$1,139	$954,916
I	DUBUQUE COUNTY LIBRARY	NE	$99,455	$41,277	-	$10,285	$2,600	-	$1,000	$100	-	$154,717
I	SCOTT COUNTY LIBRARY	SE	$255,834	$49,275	-	$47,805	$12,815	-	$4,880	$120	-	$370,729
I	WOODBURY COUNTY LIBRARY	NW	$68,153	$15,892	-	$11,109	-	-	$300	-	-	$95,454

Expenditures, Part 2

NAME	PLANT OPERATIONS	CITY/COUNTY PLANT OPER.	EQUIPMENT	OTHER OPER. EXPENDITURE	CAPITAL OUTLAY	SUBTOTAL	TOTAL	POPULATION LIBRARY	PER CAPITA EXPENDITURE
ANKENY PUBLIC LIBRARY	$17,599	-	$1,359	$56,596	$22,737	$98,291	$353,567	18,482	$19.13
BOONE PUBLIC LIBRARY	$31,307	-	-	$34,393	$1,063,842	$1,129,542	$1,350,507	12,392	$108.98
CORALVILLE PUBLIC LIBRARY	$27,845	-	$11,107	$12,456	-	$51,408	$286,834	10,347	$27.72
FORT MADISON PUBLIC LIBRARY	$16,246	-	-	$27,330	$18,000	$61,576	$274,447	11,618	$23.62
INDIANOLA PUBLIC LIBRARY	$7,034	-	$5,144	$51,667	-	$63,845	$204,766	11,340	$18.06
KEOKUK PUBLIC LIBRARY	$48,862	-	$6,000	$2,472	-	$57,334	$345,521	12,451	$27.75
MARION PUBLIC LIBRARY	$15,405	-	-	$36,803	-	$52,208	$380,518	20,403	$18.65
MUSCATINE PUBLIC LIBRARY	-	-	$14,505	$89,566	-	$104,071	$634,493	22,881	$27.73
NEWTON PUBLIC LIBRARY	$41,683	-	-	$39,153	$800,566	$881,402	$1,190,378	14,789	$80.49
OSKALOOSA PUBLIC LIBRARY	$14,912	-	-	$12,860	$3,832	$31,604	$267,666	10,632	$25.18
OTTUMWA PUBLIC LIBRARY	$12,915	-	$3,869	$848	-	$17,632	$358,303	24,488	$14.63
SPENCER PUBLIC LIBRARY	$24,373	-	$10,392	$24,692	-	$59,457	$289,595	11,066	$26.17
URBANDALE PUBLIC LIBRARY	$42,572	-	$74,043	$58,361	-	$174,976	$652,922	23,500	$27.78
AMES PUBLIC LIBRARY	$129,682	-	$269,505	$197,583	-	$596,770	$1,968,706	47,198	$41.71
BETTENDORF PUBLIC LIBRARY	$49,908	-	$7,200	$111,283	-	$168,391	$961,691	28,132	$34.18
BURLINGTON PUBLIC LIBRARY	$25,972	-	$1,455	$59,472	$159,480	$246,379	$848,732	27,208	$31.19
CEDAR FALLS PUBLIC LIBRARY	$30,707	$20,362	$3,180	$32,325	$3,218	$89,792	$727,456	34,298	$21.21
CLINTON PUBLIC LIBRARY	$21,432	-	$2,838	$60,935	$18,693	$103,898	$660,579	29,201	$22.62
FORT DODGE PUBLIC LIBRARY	$15,280	-	$1,410	$377,896	$5,000	$399,586	$746,710	25,894	$28.84
MARSHALLTOWN PUBLIC LIBRARY	$34,840	-	$271	$22,616	-	$57,727	$422,613	25,178	$16.79
MASON CITY PUBLIC LIBRARY	$65,153	-	$6,566	$35,978	-	$107,697	$592,376	29,040	$20.40
WEST DES MOINES PUBLIC LIBRARY	$39,618	-	$11,610	$46,475	$54,780	$152,483	$830,741	31,702	$26.20
CEDAR RAPIDS PUBLIC LIBRARY	$284,381	-	$66,187	$437,180	-	$787,748	$3,279,244	108,751	$30.15
COUNCIL BLUFFS PUBLIC LIBRARY	$47,410	-	$16,395	$32,681	-	$96,486	$781,153	54,315	$14.38
DAVENPORT PUBLIC LIBLIC LIBRARY	$133,975	-	-	$234,841	$130,000	$498,816	$2,166,397	95,333	$22.72
DES MOINES PUBLIC LIBRARY	$238,340	-	$487	$962,496	$7,378	$1,208,701	$4,522,664	193,187	$23.41
DUBUQUE PUBLIC LIBRARY	$61,361	-	$10,049	$109,320	$431,617	$612,347	$1,490,066	57,546	$25.89
IOWA CITY PUBLIC LIBLIC LIBRARY	$116,235	-	$149,977	$282,925	-	$549,137	$2,481,046	59,738	$41.53
SIOUX CITY PUBLIC LIBRARY	$69,202	-	$14,453	$255,762	$54,497	$393,914	$1,734,095	80,505	$21.54
WATERLOO PUBLIC LIBRARY	$111,121	-	$185,666	$83,751	$204,494	$585,032	$1,539,948	66,467	$23.17
DUBUQUE COUNTY LIBRARY	$3,447	-	$500	$89,297	-	$93,244	$247,961	18,103	$13.70
SCOTT COUNTY LIBRARY	$18,231	-	$995	$78,585	$9,121	$106,932	$477,661	27,514	$17.36
WOODBURY COUNTY LIBRARY	$12,067	-	-	$3,640	-	$15,707	$111,161	11,597	$9.59

ANNUAL EXPENDITURES IN DOLLARS SUMMARY - STATE TOTALS

SIZE GROUPS	NO. TOT	LIBR RPT	1 SALARIES AND WAGES	2 FRINGE BENEFITS	3 CITY/COUNTY BENEFITS	4 BOOKS	5 PERIOD., SERIALS	6 MICROFORM	7 RECORDING	8 COMPUTER SOFTWARE	9 OTHER MATERIALS
A- 0 - 499	140	121	$ 551,581	$ 57,229	$ 16,553	$ 264,404	$ 41,773	$ 277	$ 51,261	$ 4,657	$ 22,696
B- 500 - 999	131	128	994,486	107,982	24,697	467,310	67,459	80	70,434	13,194	20,517
C- 1,000 - 2,499	137	131	2,005,478	326,951	70,746	811,237	146,376	1,240	75,464	15,429	57,553
D- 2,500 - 4,999	050	49	2,101,886	322,936	78,729	669,063	98,985	1,750	72,637	9,986	23,372
E- 5,000 - 9,999	037	37	2,861,282	450,256	225,313	837,772	135,719	1,433	74,288	8,821	37,567
F- 10,000 - 24,999	013	13	2,490,008	396,897	148,979	582,594	91,555	80	44,585	9,959	41,514
G- 25,000 - 49,999	009	9	3,815,882	901,952	113,858	777,567	129,662	3,750	71,345	13,006	9,859
H- OVER 50,000	008	8	8,785,403	2,106,207	308,697	1,529,806	348,527	20,720	145,821	3,655	13,596
I- COUNTY LIBRARIES	004	3	423,442	106,444	---------	69,199	15,415	-------	6,180	220	-------
STATE TOTALS	529	499	$24,029,448	$4,776,854	$ 987,572	$6,008,952	$1,075,471	$ 29,330	$612,015	$ 78,927	$226,674

ANNUAL EXPENDITURES IN DOLLARS SUMMARY - STATE AVERAGES

SIZE GROUPS	NO. TOT	LIBR RPT	1 SALARIES AND WAGES	2 FRINGE BENEFITS	3 CITY/COUNTY BENEFITS	4 BOOKS	5 PERIOD., SERIALS	6 MICROFORM	7 RECORDING	8 COMPUTER SOFTWARE	9 OTHER MATERIALS
A- 0 - 499	140	121	$ 4,559	$ 473	$ 137	$ 2,185	$ 345	$ 2	$ 424	$ 38	$ 188
B- 500 - 999	131	128	7,769	844	193	3,651	527	1	550	103	160
C- 1,000 - 2,499	137	131	15,309	2,496	540	6,193	1,117	9	576	118	439
D- 2,500 - 4,999	050	49	42,896	6,591	1,607	13,654	2,020	36	1,482	204	477
E- 5,000 - 9,999	037	37	77,332	12,169	6,090	22,642	3,668	39	2,008	238	1,015
F- 10,000 - 24,999	013	13	191,539	30,531	11,460	44,815	7,043	6	3,430	766	3,193
G- 25,000 - 49,999	009	9	423,987	100,217	12,651	86,396	14,407	417	7,927	1,445	1,095
H- OVER 50,000	008	8	1,098,175	263,276	38,587	191,226	43,566	2,590	18,228	457	1,700
I- COUNTY LIBRARIES	004	3	141,147	35,481	---------	23,066	5,138	-------	2,060	73	-------
STATE AVERAGES	529	499	$ 48,155	$ 9,573	$ 1,979	$ 12,042	$ 2,155	$ 59	$ 1,226	$ 158	$ 454

ST T

10 PLANT OPERATIONS	11 CITY/COUNTY PLANT OPER.	12 EQUIPMENT	13 OTHER EXPENDITURE	14 CAPITAL OUTLAY	15 TOTAL	16 POPULATION OF LIBRARY	17 PER CAPITA EXPENDITURE
$ 102,338	$ 91,986	$ 34,690	$ 99,702	$ 238,566	$ 1,577,713	39,904	$ 39.53
168,142	86,092	68,418	191,525	418,692	2,699,028	93,133	28.98
367,886	59,867	89,397	351,755	926,357	5,305,736	200,703	26.43
314,846	24,854	92,269	422,286	575,201	4,808,800	173,905	27.65
382,174	67,295	95,233	557,118	1,142,760	6,877,031	257,356	26.72
300,753	---------	126,419	447,197	1,908,977	6,589,517	204,389	32.24
412,592	20,362	304,035	944,563	241,171	7,759,604	277,851	27.92
1,062,025	---------	443,214	2,398,956	827,986	17,994,613	715,842	25.13
33,745	---------	1,495	171,522	9,121	836,783	57,214	14.62
$3,144,501	$ 350,456	$1,255,170	$5,584,624	$6,288,831	$54,448,825	2,020,297	$ 26.95

ST A

10 PLANT OPERATIONS	11 CITY/COUNTY PLANT OPER.	12 EQUIPMENT	13 OTHER EXPENDITURE	14 CAPITAL OUTLAY	15 TOTAL	16 POPULATION OF LIBRARY	17 PER CAPITA EXPENDITURE
$ 846	$ 760	$ 287	$ 824	$ 1,972	$ 13,039	330	$ 39.51
1,314	673	535	1,496	3,271	21,086	728	28.96
2,808	457	682	2,685	7,071	40,502	1,532	26.43
6,425	507	1,883	8,618	11,739	98,139	3,549	27.65
10,329	1,819	2,574	15,057	30,885	185,866	6,956	26.72
23,135	---------	9,725	34,400	146,844	506,886	15,722	32.24
45,844	2,262	33,782	104,951	26,797	862,178	30,872	27.92
132,753	---------	55,402	299,870	103,498	2,249,327	89,480	25.13
11,248	---------	498	57,174	3,040	278,928	19,071	14.62
$ 6,302	$ 702	$ 2,515	$ 11,192	$ 12,603	$ 109,116	4,049	$ 26.94

ANNUAL EXPENDITURES BY PERCENTAGES SUMMARY - STATE

SIZE GROUPS	NO. TOT	LIBR RPT	1 SALARIES AND WAGES	2 FRINGE BENEFITS	3 CITY/COUNTY BENEFITS	4 BOOKS	5 PERIOD., SERIALS	6 MICROFORM	7 RECORDING	8 COMPUTER SOFTWARE	9 OTHER MATERIALS
A- 0 - 499	140	121	34.96	3.62	1.04	16.75	2.64	.01	3.24	.29	1.43
B- 500 - 999	131	128	36.84	4.00	.91	17.31	2.49	-----	2.60	.48	.76
C- 1,000 - 2,499	137	131	37.79	6.16	1.33	15.28	2.75	.02	1.42	.29	1.08
D- 2,500 - 4,999	050	49	43.70	6.71	1.63	13.91	2.05	.03	1.51	.20	.48
E- 5,000 - 9,999	037	37	41.60	6.54	3.27	12.18	1.97	.02	1.08	.12	.54
F- 10,000 - 24,999	013	13	37.78	6.02	2.26	8.84	1.38	-----	.67	.15	.63
G- 25,000 - 49,999	009	9	49.17	11.62	1.46	10.02	1.67	.04	.91	.16	.12
H- OVER 50,000	008	8	48.82	11.70	1.71	8.50	1.93	.11	.81	.02	.07
I- COUNTY LIBRARIES	004	3	50.60	12.72	-----	8.26	1.84	-----	.73	.02	-----
STATE		499	44.13	8.77	1.81	11.03	1.97	.05	1.12	.14	.41

SELECTED SPECIAL EXPENDITURES SUMMARY REPORT - STATE TOTALS

SIZE CODE	NO. TOT	LIBR RPT	TELECOM.	CONTRACTED COMPUTER SERVICES	ON-LINE DATABASE SEARCHING	COMPUTER HARDWARE	CONT.EDUC. COSTS
A- 0 - 499	140	121	$ 19,223	$ 521	$ 1	$ 7,736	$10,543
B- 500 - 999	131	128	32,908	525	-------	19,653	13,161
C- 1,000 - 2,499	137	131	49,453	1,195	-------	24,146	25,313
D- 2,500 - 4,999	050	49	35,274	22,458	-------	15,168	20,279
E- 5,000 - 9,999	037	37	43,042	20,175	2,000	52,204	26,005
F- 10,000 - 24,999	013	13	30,719	72,350	-------	76,455	15,468
G- 25,000 - 49,999	009	9	35,316	124,204	5,894	269,792	25,103
H- OVER 50,000	008	8	107,930	274,344	17,234	388,073	36,234
I- COUNTY LIBRARIES	004	3	7,745	14,566	-------	13,150	594
STATE TOTALS	529	499	361,610	530,338	25,129	866,377	172,700

ST

10 PLANT OPERATIONS	11 CITY/COUNTY PLANT OPER.	12 EQUIPMENT	13 OTHER EXPENDITURE	14 CAPITAL OUTLAY
6.48	5.83	2.19	6.31	15.12
6.22	3.18	2.53	7.09	15.51
6.93	1.12	1.68	6.62	17.45
6.54	.51	1.91	8.78	11.96
5.55	.97	1.38	8.10	16.61
4.56	-----	1.91	6.78	28.96
5.31	.26	3.91	12.17	3.10
5.90	-----	2.46	13.33	4.60
4.03	-----	.17	20.49	1.09
5.77	.64	2.30	10.25	11.54

SELECTED SPECIAL EXPENDITURES SUMMARY REPORT - STATE AVERAGES

SIZE CODE	NO. TOT	LIBR RPT	TELECOM.	CONTRACTED COMPUTER SERVICES	ON-LINE DATABASE SEARCHING	COMPUTER HARDWARE	CONT.EDUC. COSTS
A- 0 - 499	140	121	$ 159	$ 4	$-------	$ 64	$ 87
B- 500 - 999	131	128	257	4	-------	154	103
C- 1,000 - 2,499	137	131	378	9	-------	184	193
D- 2,500 - 4,999	050	49	720	458	-------	310	414
E- 5,000 - 9,999	037	37	1,163	545	54	1,411	703
F- 10,000 - 24,999	013	13	2,363	5,565	-------	5,881	1,190
G- 25,000 - 49,999	009	9	3,924	13,800	655	29,977	2,789
H- OVER 50,000	008	8	13,491	34,293	2,154	48,509	4,529
I- COUNTY LIBRARIES	004	3	2,582	4,855	-------	4,383	198
STATE AVERAGES	529	499	725	1,063	50	1,736	346

Iowa Public Library Statistics, 1992-93

ACQUISITIONS

* By Library

* Tables

The library by library listings which follow are in alphabetical order by Size Code.
Use the Table of Cities and Size Codes in the introduction to locate a library.

Acquisitions

NAME	SZ CD	PRINT VOLS.	GOV. DOC.	SERIALS PERIOD.	MICRO-FORMS	AUDIO	FILMS	VIDEO	COMPUTER SOFTWARE	OTHER	TOTAL	ACQUIS. PER CAP	PERCENT ADDED
ALEXANDER PUBLIC LIBRARY	A	380	-----	3	-----	5	-----	41	-----	-----	429	2.52	5.09
ALTA VISTA PUBLIC LIBRARY	A	210	-----	-----	-----	5	-----	10	2	35	262	1.07	3.99
ARCHER PUBLIC LIBRARY	A	200	5	-----	-----	10	-----	55	-----	-----	270	2.06	4.98
ARLINGTON PUBLIC LIBRARY	A	319	-----	-----	-----	4	-----	7	2	4	336	.72	5.62
ARTHUR PUBLIC LIBRARY	A	154	1	6	-----	5	-----	7	-----	-----	173	.64	4.77
ASHTON PUBLIC LIBRARY	A	574	-----	1	-----	1	-----	14	-----	33	623	1.35	7.14
AUBURN PUBLIC LIBRARY	A	400	-----	-----	-----	----	-----	35	-----	-----	435	1.54	4.96
AURORA PUBLIC LIBRARY	A	250	-----	2	-----	----	-----	12	-----	-----	264	1.06	36.46
BAGLEY PUBLIC LIBRARY	A	586	-----	8	1	20	-----	10	-----	20	645	2.13	9.27
BEAMAN PUBLIC LIBRARY	A	574	-----	6	-----	3	-----	31	3	24	641	3.50	8.27
BENNETT PUBLIC LIBRARY	A	162	-----	1	-----	----	-----	26	4	-----	193	.49	3.58
BIRMINGHAM PUBLIC LIBRARY	A	325	2	2	-----	----	-----	----	-----	-----	329	.85	5.81
BLAKESBURG PUBLIC LIBRARY	A	300	-----	-----	-----	2	-----	59	-----	-----	361	1.08	6.63
BODE PUBLIC LIBRARY	A	550	-----	-----	-----	----	-----	10	5	-----	565	1.69	12.20
BONAPARTE PUBLIC LIBRARY	A	642	-----	-----	-----	----	-----	----	-----	-----	642	1.38	5.41
BUSSEY PUBLIC LIBRARY	A	826	-----	-----	-----	2	-----	40	-----	-----	868	1.76	9.41
CALAMUS PUBLIC LIBRARY	A	-----	-----	-----	-----	----	-----	----	-----	-----	-------	-----	------
CALLENDER PUBLIC LIBRARY	A	248	-----	4	-----	44	1	14	8	-----	319	.83	3.95
CANTRIL PUBLIC LIBRARY	A	216	-----	-----	-----	5	-----	----	-----	-----	221	.84	5.83
CASEY PUBLIC LIBRARY	A	288	-----	1	-----	----	-----	30	-----	1	320	.73	3.11
CHARTER OAK PUBLIC LIBRARY	A	450	-----	-----	-----	----	-----	7	-----	-----	457	.92	6.88
CHELSEA PUBLIC LIBRARY	A	350	-----	2	-----	10	-----	37	2	-----	401	1.19	5.52
CHURDAN PUBLIC LIBRARY	A	500	-----	2	-----	45	-----	35	-----	8	590	1.39	3.91
CLARE PUBLIC LIBRARY	A	571	5	-----	-----	2	-----	94	1	1	674	4.19	9.14
CLEARFIELD PUBLIC LIBRARY	A	373	-----	-----	-----	----	-----	----	-----	-----	373	.89	9.82
CLEGHORN PUBLIC LIBRARY	A	864	-----	9	-----	1	-----	88	2	8	972	3.53	7.77
CLUTIER PUBLIC LIBRARY	A	186	-----	-----	-----	----	-----	31	-----	-----	217	.87	8.41
COLESBURG PUBLIC LIBRARY	A	288	-----	5	-----	100	-----	16	-----	-----	409	.93	4.08
COLLINS PUBLIC LIBRARY	A	366	-----	4	-----	----	-----	91	-----	-----	461	1.01	5.85
CORWITH PUBLIC LIBRARY	A	467	3	1	-----	----	-----	1	1	1	474	1.34	6.27
COULTER PUBLIC LIBRARY	A	290	3	-----	-----	5	-----	62	3	10	373	1.48	4.65
CUMBERLAND PUBLIC LIBRARY	A	300	-----	1	-----	----	-----	5	-----	-----	306	1.04	4.81
DELHI PUBLIC LIBRARY	A	275	-----	-----	-----	5	-----	10	-----	-----	290	.60	4.67
DOON PUBLIC LIBRARY	A	259	-----	-----	-----	----	-----	13	-----	-----	272	.57	------
DUNCOMBE PUBLIC LIBRARY	A	608	4	-----	-----	3	-----	115	6	25	761	1.56	11.79
ELLIOTT PUBLIC LIBRARY	A	700	-----	-----	-----	----	-----	7	-----	3	710	1.78	6.40
ELLSWORTH PUBLIC LIBRARY	A	323	-----	1	-----	3	-----	4	-----	-----	331	.73	5.28
EMERSON PUBLIC LIBRARY	A	890	12	2	-----	1	-----	23	-----	15	943	1.98	14.71
FARMERSBURG PUBLIC LIBRARY	A	771	-----	2	-----	----	-----	22	-----	-----	795	2.73	11.50
FENTON PUBLIC LIBRARY	A	699	-----	1	-----	----	-----	50	5	1	756	2.18	10.33
FERTILE PUBLIC LIBRARY	A	740	-----	3	-----	26	-----	52	1	-----	822	2.15	11.84
FORT ATKINSON PUBLIC LIBRARY	A	267	-----	-----	-----	----	-----	15	-----	-----	282	.77	3.62
GALVA PUBLIC LIBRARY	A	462	-----	5	-----	4	-----	14	4	-----	489	1.23	7.45
GARRISON PUBLIC LIBRARY	A	458	4	3	-----	----	-----	36	-----	-----	501	1.57	8.49
GRAFTON PUBLIC LIBRARY	A	1,043	29	4	-----	19	-----	111	12	47	1,265	4.49	11.06

Acquisitions

NAME	SZ CD	PRINT VOLS.	GOV. DOC.	SERIALS PERIOD.	MICRO-FORMS	AUDIO	FILMS	VIDEO	COMPUTER SOFTWARE	OTHER	TOTAL	ACQUIS. PER CAP	PERCENT ADDED
HANLONTOWN PUBLIC LIBRARY	A	314	-----	3	-----	3	-----	44	2	10	376	1.95	5.36
HARCOURT PUBLIC LIBRARY	A	451	-----	4	-----	27	-----	162	-----	1	645	2.11	8.13
HARPERS FERRY PUBLIC LIBRARY	A	215	-----	29	-----	14	-----	24	-----	-----	282	.99	5.38
HAVELOCK PUBLIC LIBRARY	A	65	-----	-----	-----	----	-----	----	-----	-----	65	.30	.73
HAWKEYE PUBLIC LIBRARY	A	162	-----	10	-----	----	-----	10	6	-----	188	.41	2.02
HILLSBORO PUBLIC LIBRARY	A	78	-----	3	-----	----	-----	----	-----	-----	81	.54	2.02
IONIA PUBLIC LIBRARY	A	309	-----	6	-----	----	-----	----	4	1	320	1.05	5.08
JAMAICA PUBLIC LIBRARY	A	284	-----	5	-----	1	-----	23	-----	-----	313	1.35	5.20
JOICE PUBLIC LIBRARY	A	352	-----	-----	-----	5	-----	32	5	-----	394	1.61	5.19
KENSETT PUBLIC LIBRARY	A	454	-----	-----	-----	13	-----	16	-----	-----	483	1.62	7.02
KIMBALLTON PUBLIC LIBRARY	A	502	-----	2	-----	----	-----	----	-----	-----	504	1.74	8.18
LACONA PUBLIC LIBRARY	A	993	5	1	-----	2	-----	39	-----	60	1,100	3.08	12.17
LAKOTA PUBLIC LIBRARY	A	337	-----	1	-----	----	-----	----	1	-----	339	1.21	5.37
LAMONT PUBLIC LIBRARY	A	645	-----	2	-----	----	-----	----	3	-----	650	1.38	11.40
LEDYARD PUBLIC LIBRARY	A	119	-----	-----	-----	----	-----	16	-----	-----	135	.82	1.77
LETTS PUBLIC LIBRARY	A	517	-----	2	-----	20	-----	51	2	2	594	1.52	7.55
LEWIS PUBLIC LIBRARY	A	326	-----	-----	-----	8	-----	----	-----	-----	334	.77	5.54
LIME SPRINGS PUBLIC LIBRARY	A	172	-----	-----	-----	4	-----	10	-----	-----	186	.42	3.15
LINDEN PUBLIC LIBRARY	A	-----	-----	-----	-----	----	-----	----	-----	-----	-------	-----	-----
LINN GROVE PUBLIC LIBRARY	A	-----	-----	-----	-----	----	-----	----	-----	-----	-------	-----	-----
LITTLE ROCK PUBLIC LIBRARY	A	388	-----	-----	-----	2	-----	----	-----	16	406	.82	9.07
LIVERMORE PUBLIC LIBRARY	A	645	-----	3	1	7	-----	59	9	-----	724	1.66	8.19
LOHRVILLE PUBLIC LIBRARY	A	433	-----	-----	-----	----	-----	15	10	-----	458	1.01	4.83
LOST NATION PUBLIC LIBRARY	A	132	-----	-----	-----	----	-----	----	-----	-----	132	.28	1.57
LU VERNE PUBLIC LIBRARY	A	628	3	5	-----	----	-----	36	1	4	677	2.06	6.47
MARATHON PUBLIC LIBRARY	A	124	2	3	-----	----	-----	9	-----	-----	138	.43	1.87
MARBLE ROCK PUBLIC LIBRARY	A	164	-----	3	-----	----	-----	27	-----	-----	194	.54	3.62
MARTELLE PUBLIC LIBRARY	A	135	-----	1	-----	----	-----	9	-----	-----	145	.50	2.52
MASSENA PUBLIC LIBRARY	A	203	-----	-----	-----	----	-----	----	-----	-----	203	.55	4.47
MELVIN PUBLIC LIBRARY	A	523	-----	-----	-----	----	-----	----	-----	-----	523	2.09	6.63
MENLO PUBLIC LIBRARY	A	773	50	2	1	49	-----	5	-----	-----	880	2.47	8.20
MESERVEY PUBLIC LIBRARY	A	218	-----	2	-----	----	-----	67	-----	-----	287	.98	3.41
MINBURN PUBLIC LIBRARY	A	247	-----	3	-----	----	1	51	-----	-----	302	.87	4.81
MODALE PUBLIC LIBRARY	A	202	34	-----	-----	11	-----	5	-----	63	315	1.09	3.97
MONDAMIN PUBLIC LIBRARY	A	1,212	-----	-----	-----	----	-----	----	-----	-----	1,212	3.01	11.33
MORLEY PUBLIC LIBRARY	A	217	-----	-----	-----	----	-----	----	-----	-----	217	2.55	2.17
NEW VIRGINIA PUBLIC LIBRARY	A	514	-----	1	-----	6	-----	----	-----	6	527	1.22	7.08
PACKWOOD PUBLIC LIBRARY	A	320	1	-----	-----	----	-----	----	-----	-----	321	1.54	5.36
PALMER PUBLIC LIBRARY	A	514	-----	-----	-----	----	-----	45	-----	-----	559	2.43	5.68
PATON PUBLIC LIBRARY	A	920	-----	-----	-----	4	-----	30	-----	5	959	3.76	6.64
PETERSON PUBLIC LIBRARY	A	550	-----	1	-----	8	-----	131	14	-----	704	1.81	9.12
PLAINFIELD PUBLIC LIBRARY	A	316	-----	-----	-----	----	-----	39	-----	-----	355	.78	4.98
PLOVER PUBLIC LIBRARY	A	50	-----	-----	-----	----	-----	59	-----	-----	109	1.08	9.85
QUIMBY PUBLIC LIBRARY	A	455	-----	-----	-----	----	-----	69	-----	-----	524	1.57	7.63
RAKE PUBLIC LIBRARY	A	80	-----	-----	-----	20	-----	39	-----	5	144	.61	2.40

Acquisitions

NAME	SZ CD	PRINT VOLS.	GOV. DOC.	SERIALS PERIOD.	MICRO-FORMS	AUDIO	FILMS	VIDEO	COMPUTER SOFTWARE	OTHER	TOTAL	ACQUIS. PER CAP	PERCENT ADDED
RANDOLPH PUBLIC LIBRARY	A	246	-----	-----	-----	----	-----	10	1	-----	257	1.06	2.13
REMBRANDT PUBLIC LIBRARY	A	279	7	4	-----	2	-----	35	-----	-----	327	1.43	5.58
RENWICK PUBLIC LIBRARY	A	659	9	1	-----	3	-----	79	1	2	754	2.63	6.16
RINGSTED PUBLIC LIBRARY	A	380	-----	-----	-----	2	-----	25	-----	-----	407	.85	4.43
RIPPEY PUBLIC LIBRARY	A	300	-----	4	-----	----	-----	----	-----	-----	304	1.11	2.31
ROWAN PUBLIC LIBRARY	A	458	-----	1	-----	49	-----	40	1	39	588	3.11	10.42
RUDD PUBLIC LIBRARY	A	466	-----	3	-----	27	-----	92	-----	4	592	1.38	8.02
SALEM PUBLIC LIBRARY	A	304	-----	3	-----	----	-----	----	-----	-----	307	.68	3.35
SILVER CITY PUBLIC LIBRARY	A	183	6	3	-----	----	-----	18	-----	1	211	.84	3.82
SOMERS PUBLIC LIBRARY	A	142	-----	-----	-----	2	-----	31	10	46	231	1.43	3.46
SOUTH ENGLISH PUBLIC LIBRARY	A	642	-----	24	-----	1	-----	----	-----	-----	667	2.73	8.99
SPILLVILLE PUBLIC LIBRARY	A	125	10	1	-----	10	-----	13	14	-----	173	.45	2.98
STACYVILLE PUBLIC LIBRARY	A	862	-----	7	-----	16	-----	60	4	33	982	2.04	11.54
STANHOPE PUBLIC LIBRARY	A	236	-----	1	-----	30	-----	2	-----	7	276	.62	3.81
STEAMBOAT ROCK PUBLIC LIBRAR	A	520	5	2	-----	2	-----	15	5	3	552	1.65	4.83
STOCKPORT PUBLIC LIBRARY	A	135	-----	-----	-----	2	-----	----	-----	-----	137	.53	1.98
SWALEDALE PUBLIC LIBRARY	A	987	-----	1	-----	----	-----	3	-----	-----	991	5.22	18.49
TERRIL PUBLIC LIBRARY	A	375	-----	-----	-----	47	-----	31	-----	-----	453	1.18	2.83
THOMPSON PUBLIC LIBRARY	A	160	-----	-----	-----	8	-----	30	-----	-----	198	.40	3.65
THORNTON PUBLIC LIBRARY	A	736	-----	-----	-----	----	-----	15	-----	1	752	1.74	8.24
TRURO PUBLIC LIBRARY	A	581	5	5	-----	7	-----	----	-----	-----	598	1.53	4.38
UNION PUBLIC LIBRARY	A	1,168	-----	-----	-----	171	-----	169	1	20	1,529	3.41	6.86
VARINA PUBLIC LIBRARY	A	157	2	7	-----	----	-----	6	-----	2	174	1.71	10.41
VOLGA PUBLIC LIBRARY	A	203	20	2	-----	7	-----	30	-----	-----	262	.86	4.33
WADENA PUBLIC LIBRARY	A	250	10	-----	-----	----	-----	18	10	25	313	1.33	3.41
WAUCOMA PUBLIC LIBRARY	A	449	5	4	-----	9	-----	40	11	38	556	2.01	5.60
WEBB PUBLIC LIBRARY	A	500	-----	-----	-----	----	-----	----	-----	-----	500	2.99	5.54
WESLEY PUBLIC LIBRARY	A	165	-----	2	-----	----	-----	----	-----	-----	167	.38	1.67
WESTGATE PUBLIC LIBRARY	A	150	-----	2	-----	----	-----	5	-----	-----	157	.76	2.39
WILLIAMS PUBLIC LIBRARY	A	528	1	2	-----	20	-----	32	26	-----	609	1.65	7.46
WODEN PUBLIC LIBRARY	A	181	-----	3	-----	10	-----	30	-----	2	226	.87	4.87
ADAIR PUBLIC LIBRARY	B	804	10	3	-----	----	-----	10	-----	5	832	.93	11.45
AGENCY PUBLIC LIBRARY	B	230	-----	-----	-----	----	-----	----	-----	-----	230	.37	2.09
ALBERT CITY PUBLIC LIBRARY	B	407	-----	1	-----	----	-----	108	2	42	560	.72	4.86
ALDEN PUBLIC LIBRARY	B	582	-----	-----	-----	48	-----	58	-----	-----	688	.80	7.50
ALLERTON PUBLIC LIBRARY	B	325	-----	-----	-----	8	-----	1	-----	-----	334	.56	4.75
ANTHON PUBLIC LIBRARY	B	227	-----	-----	-----	----	-----	21	-----	-----	248	.39	2.38
ARNOLDS PARK PUBLIC LIBRARY	B	514	2	4	-----	16	-----	25	-----	-----	561	.59	4.97
ATKINS PUBLIC LIBRARY	B	212	-----	-----	-----	----	-----	42	-----	-----	254	.40	3.33
BADGER PUBLIC LIBRARY	B	457	-----	7	-----	----	-----	----	-----	1	465	.71	4.89
BANCROFT PUBLIC LIBRARY	B	901	2	10	-----	----	-----	32	-----	1	946	1.10	5.22
BATAVIA PUBLIC LIBRARY	B	64	-----	-----	-----	----	-----	300	-----	-----	364	.70	6.42
BATTLE CREEK PUBLIC LIBRARY	B	412	-----	2	-----	----	-----	----	-----	-----	414	.51	3.76
BAYARD PUBLIC LIBRARY	B	1,104	-----	2	-----	17	-----	20	4	23	1,170	2.29	8.32
BLAIRSTOWN PUBLIC LIBRARY	B	369	10	3	2	14	-----	21	1	75	495	.74	4.88

Acquisitions

NAME	SZ CD	PRINT VOLS.	GOV. DOC.	SERIALS PERIOD.	MICRO-FORMS	AUDIO	FILMS	VIDEO	COMPUTER SOFTWARE	OTHER	TOTAL	ACQUIS. PER CAP	PERCENT ADDED
BOYDEN PUBLIC LIBRARY	B	1,040	-----	5	-----	----	-----	193	-----	-----	1,238	1.90	6.09
BURT PUBLIC LIBRARY	B	676	-----	1	-----	1	-----	40	-----	-----	718	1.25	11.34
CAMBRIDGE PUBLIC LIBRARY	B	545	-----	-----	-----	----	-----	----	-----	-----	545	.76	6.72
CLARENCE PUBLIC LIBRARY	B	276	-----	-----	-----	----	-----	20	-----	-----	296	.32	2.59
CLERMONT PUBLIC LIBRARY	B	507	-----	-----	-----	5	-----	8	1	2	523	1.00	6.92
COGGON PUBLIC LIBRARY	B	482	-----	-----	-----	----	-----	27	-----	-----	509	.79	7.75
COLO PUBLIC LIBRARY	B	1,016	4	5	-----	46	-----	190	-----	2	1,263	1.64	10.85
CONRAD PUBLIC LIBRARY	B	1,389	12	26	57	115	-----	97	3	15	1,714	1.78	9.29
CORRECTIONVILLE PUBLIC LIBRA	B	931	-----	-----	811	----	-----	18	-----	-----	1,760	1.96	7.66
DAYTON PUBLIC LIBRARY	B	703	-----	3	-----	57	-----	66	2	-----	831	1.02	6.77
DEXTER PUBLIC LIBRARY	B	392	-----	6	-----	17	-----	25	-----	-----	440	.70	6.40
DIKE PUBLIC LIBRARY	B	1,100	-----	12	-----	----	-----	139	-----	12	1,263	1.44	15.50
DONNELLSON PUBLIC LIBRARY	B	891	-----	17	-----	94	-----	44	-----	-----	1,046	1.11	8.49
DOWS PUBLIC LIBRARY	B	470	12	3	-----	6	-----	45	5	7	548	.83	4.53
DUMONT PUBLIC LIBRARY	B	827	-----	1	-----	8	-----	14	-----	-----	850	1.21	9.02
DUNKERTON PUBLIC LIBRARY	B	406	-----	-----	-----	----	-----	23	-----	-----	429	.58	6.22
EARLVILLE PUBLIC LIBRARY	B	479	-----	-----	-----	----	-----	36	-----	11	526	.64	5.38
EARLY PUBLIC LIBRARY	B	472	-----	-----	-----	----	-----	----	2	-----	474	.73	3.09
EDGEWOOD PUBLIC LIBRARY	B	695	-----	-----	-----	----	-----	----	1	-----	696	.90	7.94
ELGIN PUBLIC LIBRARY	B	403	-----	2	-----	----	-----	31	-----	2	438	.69	4.43
ELK HORN PUBLIC LIBRARY	B	670	-----	-----	-----	27	-----	34	-----	5	736	1.10	8.59
ELMA PUBLIC LIBRARY	B	947	-----	5	-----	35	-----	4	1	-----	992	1.52	10.77
ELY PUBLIC LIBRARY	B	497	3	-----	-----	5	-----	86	15	2	608	1.18	9.84
ESSEX PUBLIC LIBRARY	B	826	-----	2	-----	----	-----	8	-----	-----	836	.91	6.89
EVERLY PUBLIC LIBRARY	B	362	-----	-----	-----	4	-----	----	-----	2	368	.52	5.60
EXIRA PUBLIC LIBRARY	B	763	-----	5	-----	50	-----	60	-----	18	896	.94	6.34
FAIRFAX PUBLIC LIBRARY	B	635	-----	10	-----	----	-----	68	-----	-----	713	.91	8.25
FARMINGTON PUBLIC LIBRARY	B	920	1	1	-----	----	-----	31	-----	15	968	1.48	3.09
FONDA PUBLIC LIBRARY	B	524	-----	1	-----	9	-----	36	-----	-----	570	.78	5.19
FONTANELLE PUBLIC LIBRARY	B	435	-----	-----	-----	----	-----	----	-----	-----	435	.61	4.22
GARNAVILLO PUBLIC LIBRARY	B	950	-----	32	-----	12	-----	----	1	-----	995	1.37	4.93
GARWIN PUBLIC LIBRARY	B	625	-----	8	-----	6	-----	55	-----	-----	694	1.30	8.01
GILMAN PUBLIC LIBRARY	B	481	-----	-----	-----	----	-----	----	-----	-----	481	.82	8.95
GILMORE CITY PUBLIC LIBRARY	B	396	-----	-----	-----	10	-----	68	-----	-----	474	.85	4.64
GLADBROOK PUBLIC LIBRARY	B	663	50	-----	-----	41	-----	36	-----	-----	790	.90	4.89
GRAETTINGER PUBLIC LIBRARY	B	911	5	-----	-----	11	-----	34	-----	-----	961	1.18	9.17
GRAND JUNCTION PUBLIC LIBRAR	B	455	-----	3	-----	8	-----	14	-----	-----	480	.59	4.94
GRANGER PUBLIC LIBRARY	B	200	-----	7	-----	4	-----	8	3	3	225	.36	6.99
HEDRICK PUBLIC LIBRARY	B	223	-----	1	-----	6	-----	33	-----	33	296	.37	3.39
HOPKINTON PUBLIC LIBRARY	B	710	-----	3	-----	7	-----	10	-----	-----	730	1.05	6.97
HUBBARD PUBLIC LIBRARY	B	1,000	-----	-----	-----	100	-----	----	-----	10	1,110	1.36	7.24
HUMESTON PUBLIC LIBRARY	B	1,462	-----	-----	-----	----	-----	----	-----	-----	1,462	2.64	10.86
INWOOD PUBLIC LIBRARY	B	1,000	-----	2	-----	33	-----	124	-----	-----	1,159	1.41	9.53
JANESVILLE PUBLIC LIBRARY	B	621	-----	2	-----	14	-----	63	4	-----	704	.86	5.16
KANAWHA PUBLIC LIBRARY	B	237	-----	6	-----	----	-----	24	-----	1	268	.35	2.87

Acquisitions

NAME	SZ CD	PRINT VOLS.	GOV. DOC.	SERIALS PERIOD.	MICRO-FORMS	AUDIO	FILMS	VIDEO	COMPUTER SOFTWARE	OTHER	TOTAL	ACQUIS. PER CAP	PERCENT ADDED
KEYSTONE PUBLIC LIBRARY	B	540	-----	2	-----	----	-----	38	3	2	585	1.03	6.46
KLEMME PUBLIC LIBRARY	B	744	-----	1	-----	3	-----	80	-----	-----	828	1.41	11.25
LAKE PARK PUBLIC LIBRARY	B	299	-----	-----	-----	----	-----	21	-----	-----	320	.32	4.00
LARCHWOOD PUBLIC LIBRARY	B	982	-----	4	-----	17	-----	27	-----	45	1,075	1.45	10.66
LAWLER PUBLIC LIBRARY	B	319	1	6	-----	10	-----	8	3	17	364	.70	8.51
LE GRAND PUBLIC LIBRARY	B	586	-----	4	-----	30	-----	43	-----	16	679	.80	6.64
LEHIGH PUBLIC LIBRARY	B	1,047	-----	4	-----	100	-----	175	4	-----	1,330	2.48	15.75
LOWDEN PUBLIC LIBRARY	B	1,196	-----	-----	-----	----	-----	11	-----	24	1,231	1.70	14.89
MAXWELL PUBLIC LIBRARY	B	648	-----	-----	-----	16	-----	49	-----	-----	713	.90	9.08
MAYNARD PUBLIC LIBRARY	B	336	-----	5	-----	----	-----	5	-----	7	353	.69	6.93
MC GREGOR PUBLIC LIBRARY	B	889	3	1	-----	1	-----	6	5	5	910	1.14	6.00
MELBOURNE PUBLIC LIBRARY	B	712	1	1	-----	12	-----	44	8	-----	778	1.16	5.15
MERRILL PUBLIC LIBRARY	B	567	-----	-----	-----	----	-----	----	-----	-----	567	.78	9.54
MILO PUBLIC LIBRARY	B	302	-----	10	-----	----	-----	31	1	15	359	.42	2.52
MILTON PUBLIC LIBRARY	B	-----	-----	-----	-----	----	-----	----	-----	-----	-------	-----	------
MONTROSE PUBLIC LIBRARY	B	446	-----	2	-----	15	-----	13	-----	-----	476	.50	4.75
MORAVIA PUBLIC LIBRARY	B	712	-----	4	-----	5	-----	26	-----	-----	747	1.10	6.77
MORNING SUN PUBLIC LIBRARY	B	1,085	-----	3	-----	32	-----	24	-----	32	1,176	1.40	7.83
MOULTON PUBLIC LIBRARY	B	364	-----	-----	-----	----	-----	20	-----	-----	384	.63	2.24
MURRAY PUBLIC LIBRARY	B	1,398	5	-----	-----	----	-----	----	-----	-----	1,403	1.92	18.57
NEW ALBIN PUBLIC LIBRARY	B	278	-----	-----	-----	----	-----	----	-----	-----	278	.52	5.34
NEW HARTFORD PUBLIC LIBRARY	B	773	2	9	-----	----	-----	53	5	-----	842	1.23	8.15
NEWHALL PUBLIC LIBRARY	B	360	-----	3	-----	1	-----	17	-----	-----	381	.45	3.91
NORTH ENGLISH PUBLIC LIBRARY	B	1,157	-----	5	-----	35	-----	34	-----	10	1,241	1.31	7.96
NORWAY PUBLIC LIBRARY	B	466	-----	-----	-----	----	-----	19	108	100	693	1.19	11.63
OCHEYEDAN PUBLIC LIBRARY	B	527	-----	-----	-----	----	-----	96	-----	99	722	1.34	5.43
OLIN PUBLIC LIBRARY	B	322	-----	-----	-----	----	-----	35	-----	-----	357	.54	2.60
OSSIAN PUBLIC LIBRARY	B	461	-----	2	-----	25	-----	6	1	3	498	.61	2.92
OXFORD JUNCTION PUBLIC LIBRA	B	190	-----	2	-----	1	-----	1	-----	97	291	.50	3.74
OXFORD PUBLIC LIBRARY	B	767	4	2	-----	----	-----	----	-----	-----	773	1.17	7.90
POMEROY PUBLIC LIBRARY	B	496	1	-----	-----	5	-----	20	-----	2	524	.69	6.52
PRIMGHAR PUBLIC LIBRARY	B	659	-----	4	-----	50	-----	20	2	6	741	.78	6.17
RADCLIFFE PUBLIC LIBRARY	B	965	-----	-----	-----	5	-----	56	-----	-----	1,026	1.79	10.47
READLYN PUBLIC LIBRARY	B	572	-----	5	-----	2	-----	76	4	231	890	1.15	6.06
REDFIELD PUBLIC LIBRARY	B	650	-----	-----	-----	----	-----	----	-----	-----	650	.74	3.50
RICEVILLE PUBLIC LIBRARY	B	550	-----	-----	-----	72	1	13	1	4	641	.78	4.79
RICHLAND PUBLIC LIBRARY	B	146	-----	-----	-----	16	-----	17	-----	-----	179	.34	2.02
ROCKFORD PUBLIC LIBRARY	B	460	-----	-----	-----	2	-----	62	-----	8	532	.62	5.88
ROLFE PUBLIC LIBRARY	B	604	-----	-----	-----	6	-----	47	2	2	661	.92	6.76
RUTHVEN PUBLIC LIBRARY	B	307	-----	4	-----	10	-----	21	-----	-----	342	.48	5.45
SABULA PUBLIC LIBRARY	B	989	1	-----	-----	46	-----	46	-----	-----	1,082	1.52	10.21
SCHLESWIG PUBLIC LIBRARY	B	113	-----	1	-----	----	-----	56	-----	-----	170	.20	1.51
SCRANTON PUBLIC LIBRARY	B	632	-----	4	-----	17	-----	88	-----	-----	741	1.27	6.21
SEYMOUR PUBLIC LIBRARY	B	357	-----	4	-----	2	-----	1	4	-----	368	.42	3.69

Acquisitions

NAME	SZ CD	PRINT VOLS.	GOV. DOC.	SERIALS PERIOD.	MICRO-FORMS	AUDIO	FILMS	VIDEO	COMPUTER SOFTWARE	OTHER	TOTAL	ACQUIS. PER CAP	PERCENT ADDED
SHELLSBURG PUBLIC LIBRARY	B	586	3	4	-----	4	-----	----	7	-----	604	.79	9.19
SIOUX RAPIDS PUBLIC LIBRARY	B	229	-----	3	-----	----	-----	3	-----	-----	235	.31	1.09
SLOAN PUBLIC LIBRARY	B	597	4	-----	-----	4	-----	48	-----	-----	653	.70	13.02
STANTON PUBLIC LIBRARY	B	400	2	2	-----	20	-----	7	-----	-----	431	.62	4.84
STANWOOD PUBLIC LIBRARY	B	446	-----	5	-----	7	-----	1	-----	-----	459	.71	6.22
STRATFORD PUBLIC LIBRARY	B	472	1	1	-----	14	-----	1	-----	-----	489	.68	9.85
SUTHERLAND PUBLIC LIBRARY	B	845	-----	4	-----	2	-----	12	-----	1	864	1.21	11.87
SWEA CITY PUBLIC LIBRARY	B	409	2	-----	-----	2	-----	20	1	2	436	.69	2.18
TABOR PUBLIC LIBRARY	B	160	2	1	-----	----	-----	5	-----	-----	168	.18	2.28
TITONKA PUBLIC LIBRARY	B	268	-----	-----	-----	----	-----	10	-----	-----	278	.45	3.03
VAN HORNE PUBLIC LIBRARY	B	288	-----	10	-----	----	-----	65	-----	-----	363	.52	3.69
VAN METER PUBLIC LIBRARY	B	403	-----	2	-----	10	-----	----	-----	2	417	.56	5.57
VENTURA PUBLIC LIBRARY	B	713	5	3	-----	18	-----	----	-----	44	783	1.33	9.21
VICTOR PUBLIC LIBRARY	B	344	-----	20	-----	14	-----	9	4	-----	391	.40	2.83
WALL LAKE PUBLIC LIBRARY	B	942	-----	2	-----	----	-----	----	15	-----	959	1.10	8.60
WALNUT PUBLIC LIBRARY	B	213	-----	-----	-----	----	-----	52	-----	25	290	.34	3.54
WELLSBURG PUBLIC LIBRARY	B	598	-----	-----	-----	5	-----	81	2	19	705	1.03	6.67
WEST BEND PUBLIC LIBRARY	B	950	-----	5	-----	90	-----	103	2	5	1,155	1.34	8.95
WHAT CHEER PUBLIC LIBRARY	B	86	-----	-----	-----	----	-----	----	-----	-----	86	.11	2.97
WHEATLAND PUBLIC LIBRARY	B	579	-----	-----	-----	----	-----	2	-----	-----	581	.80	11.89
WHITING PUBLIC LIBRARY	B	1,100	20	3	-----	106	-----	128	6	26	1,389	2.03	11.25
WHITTEMORE PUBLIC LIBRARY	B	809	-----	-----	-----	33	-----	85	-----	-----	927	1.73	7.16
WINTHROP PUBLIC LIBRARY	B	570	-----	2	-----	3	-----	3	1	-----	579	.78	6.78
WYOMING PUBLIC LIBRARY	B	599	-----	1	-----	----	-----	22	-----	16	638	.97	5.81
ZEARING PUBLIC LIBRARY	B	243	-----	1	-----	----	-----	75	-----	-----	319	.52	4.16
ACKLEY PUBLIC LIBRARY	C	1,050	-----	-----	-----	----	7	31	-----	-----	1,088	.64	7.73
AKRON PUBLIC LIBRARY	C	1,566	-----	-----	-----	40	-----	100	-----	1	1,707	1.18	9.25
ALLISON PUBLIC LIBRARY	C	681	5	2	-----	----	-----	34	4	5	731	.73	5.10
ALTA PUBLIC LIBRARY	C	237	-----	2	-----	4	-----	----	-----	-----	243	.13	2.32
ALTON PUBLIC LIBRARY	C	604	-----	8	-----	8	-----	----	4	1	625	.59	7.87
ANITA PUBLIC LIBRARY	C	402	7	1	-----	1	-----	9	1	1	422	.40	4.46
APLINGTON PUBLIC LIBRARY	C	1,037	-----	-----	-----	64	-----	4	-----	-----	1,105	1.07	7.30
ARMSTRONG PUBLIC LIBRARY	C	604	-----	-----	-----	----	-----	----	-----	-----	604	.59	3.59
AVOCA PUBLIC LIBRARY	C	805	6	2	-----	13	-----	34	-----	12	872	.58	5.37
BEDFORD PUBLIC LIBRARY	C	618	-----	1	1	----	-----	----	-----	-----	620	.41	2.89
BELLEVUE PUBLIC LIBRARY	C	1,244	-----	6	8	44	-----	190	2	280	1,774	.79	8.86
BONDURANT PUBLIC LIBRARY	C	658	-----	-----	-----	----	-----	----	-----	-----	658	.42	8.72
BRITT PUBLIC LIBRARY	C	469	-----	2	-----	5	-----	6	4	-----	486	.23	2.23
BROOKLYN PUBLIC LIBRARY	C	350	-----	1	-----	22	-----	1	-----	-----	374	.26	4.77
BUFFALO CENTER PUBLIC LIBRAR	C	324	-----	1	-----	6	-----	32	4	7	374	.35	3.82
CALMAR PUBLIC LIBRARY	C	387	8	4	-----	44	-----	72	7	2	524	.51	5.35
CASCADE PUBLIC LIBRARY	C	791	1	-----	-----	----	-----	34	-----	-----	826	.46	5.24
CENTER POINT PUBLIC LIBRARY	C	860	3	7	-----	----	-----	90	-----	43	1,003	.59	5.00
CENTRAL CITY PUBLIC LIBRARY	C	750	4	1	-----	8	-----	1	-----	-----	764	.72	4.89
CLARKSVILLE PUBLIC LIBRARY	C	631	10	-----	-----	4	-----	52	-----	60	757	.55	4.76
COLFAX PUBLIC LIBRARY	C	550	-----	-----	-----	----	-----	----	3	-----	553	.22	7.46

Acquisitions

NAME	SZ CD	PRINT VOLS.	GOV. DOC.	SERIALS PERIOD.	MICRO-FORMS	AUDIO	FILMS	VIDEO	COMPUTER SOFTWARE	OTHER	TOTAL	ACQUIS. PER CAP	PERCENT ADDED
COLUMBUS JUNCTION PUBLIC LIB	C	1,024	-----	-----	-----	1	-----	21	-----	-----	1,046	.65	8.14
COON RAPIDS PUBLIC LIBRARY	C	1,050	-----	2	-----	61	-----	50	-----	10	1,173	.93	5.97
CORNING PUBLIC LIBRARY	C	1,435	-----	4	-----	22	-----	27	4	35	1,527	.85	5.92
DALLAS CENTER PUBLIC LIBRARY	C	1,413	-----	-----	-----	5	-----	49	1	71	1,539	1.06	11.12
DE SOTO PUBLIC LIBRARY	C	722	-----	3	-----	8	-----	1	1	3	738	.71	8.82
DENVER PUBLIC LIBRARY	C	826	-----	-----	-----	----	-----	47	-----	10	883	.55	4.05
DUNLAP PUBLIC LIBRARY	C	270	-----	6	-----	12	-----	1	-----	-----	289	.23	2.37
DYSART PUBLIC LIBRARY	C	460	-----	4	-----	4	-----	----	-----	104	572	.47	4.98
EARLHAM PUBLIC LIBRARY	C	834	1	1	1	7	-----	30	-----	-----	874	.76	5.93
EDDYVILLE PUBLIC LIBRARY	C	266	-----	2	-----	22	-----	19	4	-----	313	.31	3.88
ELDON PUBLIC LIBRARY	C	156	-----	4	-----	----	-----	----	-----	-----	160	.15	1.48
ELKADER PUBLIC LIBRARY	C	350	-----	3	1	31	-----	22	3	-----	410	.27	3.05
FAIRBANK PUBLIC LIBRARY	C	720	-----	-----	-----	30	6	3	51	-----	810	.80	6.25
FAYETTE PUBLIC LIBRARY	C	614	-----	3	-----	25	-----	76	2	10	730	.55	4.77
FREDERICKSBURG PUBLIC LIBRARY	C	605	-----	-----	-----	78	-----	68	8	20	779	.77	10.88
GEORGE PUBLIC LIBRARY	C	355	-----	1	-----	1	-----	----	-----	-----	357	.33	4.03
GOWRIE PUBLIC LIBRARY	C	520	-----	2	-----	38	-----	25	1	13	599	.58	6.38
GREENE PUBLIC LIBRARY	C	469	-----	5	-----	50	-----	40	-----	8	572	.50	2.89
GREENFIELD PUBLIC LIBRARY	C	428	1	3	-----	----	-----	10	-----	-----	442	.21	2.56
GRISWOLD PUBLIC LIBRARY	C	1,336	-----	-----	-----	----	-----	----	-----	-----	1,336	1.27	6.72
GRUNDY CENTER PUBLIC LIBRARY	C	993	-----	2	-----	16	-----	39	6	327	1,383	.56	5.79
GUTHRIE CENTER PUBLIC LIBRARY	C	1,035	-----	1	1	21	-----	17	-----	1	1,076	.67	4.40
GUTTENBERG PUBLIC LIBRARY	C	835	-----	8	-----	20	-----	30	5	-----	898	.40	6.40
HAWARDEN PUBLIC LIBRARY	C	1,706	-----	2	-----	28	-----	15	-----	4	1,755	.72	8.54
HOLSTEIN PUBLIC LIBRARY	C	1,423	-----	2	-----	12	-----	41	10	27	1,515	1.05	7.61
HUDSON PUBLIC LIBRARY	C	1,641	-----	10	-----	----	-----	74	5	-----	1,730	.85	7.80
HULL PUBLIC LIBRARY	C	671	5	4	-----	18	-----	119	-----	-----	817	.47	4.83
HUXLEY PUBLIC LIBRARY	C	1,156	11	1	-----	1	-----	7	-----	1	1,177	.57	10.97
IDA GROVE PUBLIC LIBRARY	C	866	-----	45	-----	34	-----	45	-----	-----	990	.42	7.08
JESUP PUBLIC LIBRARY	C	801	-----	2	-----	11	-----	3	6	3	826	.39	5.98
JEWELL PUBLIC LIBRARY	C	649	-----	-----	-----	11	-----	12	-----	-----	672	.61	5.97
KALONA PUBLIC LIBRARY	C	253	-----	16	-----	9	-----	18	2	-----	298	.15	4.34
KEOSAUQUA PUBLIC LIBRARY	C	2,100	12	1	2	----	-----	27	-----	-----	2,142	2.10	12.86
KEOTA PUBLIC LIBRARY	C	947	30	10	-----	1	-----	22	-----	12	1,022	1.02	7.41
KINGSLEY PUBLIC LIBRARY	C	737	-----	4	-----	19	-----	49	-----	2	811	.72	5.68
LA PORTE CITY PUBLIC LIBRARY	C	864	4	3	-----	19	-----	27	3	16	936	.44	7.04
LAKE CITY PUBLIC LIBRARY	C	707	-----	5	-----	9	-----	38	2	6	767	.42	3.77
LAKE MILLS PUBLIC LIBRARY	C	869	-----	4	-----	44	-----	80	-----	-----	997	.47	4.81
LAKE VIEW PUBLIC LIBRARY	C	1,758	6	16	-----	15	-----	39	-----	-----	1,834	1.41	11.63
LAMONI PUBLIC LIBRARY	C	1,337	-----	-----	-----	83	-----	71	-----	89	1,580	.68	7.35
LANSING PUBLIC LIBRARY	C	211	-----	-----	-----	----	-----	33	-----	-----	244	.24	2.60
LAURENS PUBLIC LIBRARY	C	1,117	-----	6	-----	10	-----	119	2	-----	1,254	.81	6.17
LENOX PUBLIC LIBRARY	C	292	-----	-----	-----	----	-----	6	-----	-----	298	.23	1.82
LEON PUBLIC LIBRARY	C	855	-----	5	-----	31	-----	24	-----	36	951	.46	6.76

Acquisitions

NAME	SZ CD	PRINT VOLS.	GOV. DOC.	SERIALS PERIOD.	MICRO-FORMS	AUDIO	FILMS	VIDEO	COMPUTER SOFTWARE	OTHER	TOTAL	ACQUIS. PER CAP	PERCENT ADDED
LISBON PUBLIC LIBRARY	C	836	-----	2	-----	25	-----	75	-----	-----	938	.65	12.90
LOGAN PUBLIC LIBRARY	C	526	-----	5	-----	5	-----	35	1	-----	572	.41	3.86
MADRID PUBLIC LIBRARY	C	779	-----	6	1	17	-----	51	-----	11	865	.36	7.40
MALVERN PUBLIC LIBRARY	C	7,778	1	-----	-----	2	-----	61	7	-----	7,849	6.49	43.09
MANLY PUBLIC LIBRARY	C	2,088	-----	5	-----	27	-----	40	3	1	2,164	1.60	11.57
MANNING PUBLIC LIBRARY	C	188	-----	1	-----	-----	-----	-----	-----	3	192	.13	4.41
MANSON PUBLIC LIBRARY	C	973	-----	-----	-----	18	-----	2	-----	8	1,001	.54	5.70
MAPLETON PUBLIC LIBRARY	C	932	-----	-----	-----	16	-----	72	-----	-----	1,020	.79	6.55
MARCUS PUBLIC LIBRARY	C	819	2	3	-----	9	-----	60	1	12	906	.77	6.41
MARENGO PUBLIC LIBRARY	C	1,306	1	-----	-----	-----	-----	103	-----	-----	1,410	.62	8.79
MECHANICSVILLE PUBLIC LIBRARY	C	990	-----	7	-----	16	-----	25	-----	2	1,040	1.03	10.74
MEDIAPOLIS PUBLIC LIBRARY	C	273	-----	4	-----	5	-----	26	-----	-----	308	.19	1.00
MILFORD PUBLIC LIBRARY	C	1,002	-----	-----	-----	32	-----	80	-----	30	1,144	.53	7.13
MITCHELLVILLE PUBLIC LIBRARY	C	1,420	-----	6	-----	27	-----	16	-----	4	1,473	.88	10.90
MONONA PUBLIC LIBRARY	C	438	35	-----	-----	30	-----	25	-----	-----	528	.35	2.97
MONTEZUMA PUBLIC LIBRARY	C	686	-----	2	-----	6	-----	3	-----	60	757	.46	4.82
MOUNT AYR PUBLIC LIBRARY	C	1,124	-----	4	-----	-----	-----	20	-----	-----	1,148	.64	9.67
NASHUA PUBLIC LIBRARY	C	1,055	-----	3	-----	-----	-----	17	4	2	1,081	.73	5.37
NEW LONDON PUBLIC LIBRARY	C	967	-----	-----	-----	17	-----	77	3	34	1,098	.57	4.94
NEW SHARON PUBLIC LIBRARY	C	476	12	-----	-----	-----	-----	-----	-----	-----	488	.43	3.85
NEWELL PUBLIC LIBRARY	C	462	1	1	-----	3	-----	4	-----	-----	471	.43	3.52
NORA SPRINGS PUBLIC LIBRARY	C	483	-----	12	-----	4	-----	38	-----	-----	537	.36	3.15
NORTHWOOD PUBLIC LIBRARY	C	1,202	-----	8	2	30	-----	-----	2	1	1,245	.64	5.99
OAKLAND PUBLIC LIBRARY	C	1,195	-----	3	-----	11	-----	40	-----	-----	1,249	.83	6.00
ODEBOLT PUBLIC LIBRARY	C	678	-----	5	-----	43	-----	19	3	2	750	.65	5.72
OGDEN PUBLIC LIBRARY	C	2,122	-----	-----	-----	26	-----	69	-----	-----	2,217	1.16	24.10
PANORA PUBLIC LIBRARY	C	1,044	2	4	1	78	-----	-----	1	3	1,133	1.03	8.46
PARKERSBURG PUBLIC LIBRARY	C	886	-----	2	-----	-----	-----	120	-----	5	1,013	.56	7.57
PAULLINA PUBLIC LIBRARY	C	878	-----	-----	-----	-----	-----	46	-----	5	929	.82	4.95
PLEASANTVILLE PUBLIC LIBRARY	C	322	-----	-----	-----	10	-----	19	-----	-----	351	.23	2.60
POCAHONTAS PUBLIC LIBRARY	C	652	-----	11	-----	31	-----	36	1	-----	731	.35	4.16
POLK CITY PUBLIC LIBRARY	C	607	-----	1	-----	4	-----	11	-----	-----	623	.33	7.68
POSTVILLE PUBLIC LIBRARY	C	225	-----	-----	-----	-----	-----	56	-----	10	291	.20	2.78
PRESTON PUBLIC LIBRARY	C	651	-----	7	-----	22	-----	134	1	40	855	.83	6.96
REINBECK PUBLIC LIBRARY	C	1,628	-----	4	-----	26	-----	94	-----	189	1,941	1.21	12.68
REMSEN PUBLIC LIBRARY	C	1,015	-----	1	-----	27	-----	149	5	23	1,220	.81	5.93
ROCKWELL CITY PUBLIC LIBRARY	C	940	-----	10	-----	23	-----	173	-----	-----	1,146	.58	7.50
ROCKWELL PUBLIC LIBRARY	C	398	3	3	-----	-----	-----	-----	2	8	414	.41	3.66
ROLAND PUBLIC LIBRARY	C	427	-----	2	-----	53	-----	51	-----	-----	533	.51	5.70
SAC CITY PUBLIC LIBRARY	C	1,368	-----	3	-----	64	-----	1	-----	7	1,443	.58	5.59
SAINT ANSGAR PUBLIC LIBRARY	C	759	-----	5	-----	33	-----	61	2	11	871	.82	6.81
SANBORN PUBLIC LIBRARY	C	856	-----	9	-----	2	-----	3	-----	-----	870	.65	9.11
SHEFFIELD PUBLIC LIBRARY	C	920	-----	-----	-----	10	-----	57	-----	-----	987	.84	7.11
SHELL ROCK PUBLIC LIBRARY	C	326	-----	1	-----	-----	-----	50	4	10	391	.28	3.40
SIDNEY PUBLIC LIBRARY	C	150	2	2	-----	-----	-----	-----	-----	-----	154	.12	2.05

Acquisitions

NAME	SZ CD	PRINT VOLS.	GOV. DOC.	SERIALS PERIOD.	MICRO-FORMS	AUDIO	FILMS	VIDEO	COMPUTER SOFTWARE	OTHER	TOTAL	ACQUIS. PER CAP	PERCENT ADDED
SIGOURNEY PUBLIC LIBRARY	C	472	-----	1	-----	----	-----	12	-----	-----	485	.23	3.42
SLATER PUBLIC LIBRARY	C	714	-----	12	-----	36	-----	----	-----	-----	762	.60	6.67
SOLON PUBLIC LIBRARY	C	404	5	7	-----	----	-----	7	-----	-----	423	.40	3.96
SPRINGVILLE PUBLIC LIBRARY	C	520	-----	2	-----	7	-----	29	-----	-----	558	.52	5.41
STATE CENTER PUBLIC LIBRARY	C	872	2	3	-----	28	-----	86	-----	20	1,011	.81	6.41
STRAWBERRY POINT PUBLIC LIB	C	974	-----	2	-----	26	-----	66	-----	-----	1,068	.79	7.97
STUART PUBLIC LIBRARY	C	648	75	-----	-----	4	-----	1	-----	50	778	.51	3.67
SUMNER PUBLIC LIBRARY	C	1,514	-----	2	-----	38	-----	50	-----	-----	1,604	.77	6.51
TOLEDO PUBLIC LIBRARY	C	1,184	-----	4	-----	9	-----	57	-----	45	1,299	.55	7.34
TRAER PUBLIC LIBRARY	C	1,194	-----	11	-----	13	-----	47	-----	21	1,286	.83	9.08
TRIPOLI PUBLIC LIBRARY	C	566	-----	3	-----	20	-----	70	1	20	680	.57	5.28
VILLISCA PUBLIC LIBRARY	C	356	4	-----	-----	----	-----	10	-----	2	372	.28	2.62
WAPELLO PUBLIC LIBRARY	C	1,255	-----	4	-----	57	-----	56	-----	-----	1,372	.68	6.41
WELLMAN PUBLIC LIBRARY	C	638	-----	1	1	8	-----	16	-----	-----	664	.61	5.47
WEST BRANCH PUBLIC LIBRARY	C	1,323	-----	4	-----	----	-----	34	-----	-----	1,361	.71	5.49
WEST POINT PUBLIC LIBRARY	C	357	-----	3	-----	56	-----	73	1	-----	490	.45	4.55
WEST UNION PUBLIC LIBRARY	C	532	-----	-----	-----	----	-----	----	-----	-----	532	.21	1.78
WILLIAMSBURG PUBLIC LIBRARY	C	1,188	-----	2	-----	35	-----	71	4	2	1,302	.60	5.08
WINFIELD PUBLIC LIBRARY	C	324	1	4	-----	2	-----	2	-----	3	336	.32	1.84
WOODBINE PUBLIC LIBRARY	C	636	-----	-----	-----	6	-----	130	2	-----	774	.52	3.68
WOODWARD PUBLIC LIBRARY	C	1,171	-----	2	-----	28	-----	27	2	32	1,262	1.05	10.13
ADEL PUBLIC LIBRARY	D	1,200	-----	-----	-----	----	-----	60	-----	-----	1,260	.38	6.47
ALBIA PUBLIC LIBRARY	D	2,146	-----	1	108	12	-----	116	-----	10	2,393	.62	6.11
AUDUBON PUBLIC LIBRARY	D	1,148	-----	8	1	78	-----	122	-----	12	1,369	.54	5.64
BELLE PLAINE PUBLIC LIBRARY	D	668	-----	8	-----	33	-----	76	7	-----	792	.28	4.43
BELMOND PUBLIC LIBRARY	D	1,205	-----	3	-----	46	-----	21	1	-----	1,276	.51	6.39
BLOOMFIELD PUBLIC LIBRARY	D	1,024	-----	-----	-----	78	-----	32	-----	-----	1,134	.44	6.24
CAMANCHE PUBLIC LIBRARY	D	609	-----	-----	-----	59	-----	36	-----	-----	704	.16	2.38
CARLISLE PUBLIC LIBRARY	D	890	-----	4	-----	2	6	----	2	21	925	.29	3.14
CARTER LAKE PUBLIC LIBRARY	D	814	-----	2	-----	6	-----	20	1	58	901	.28	6.35
CHARITON PUBLIC LIBRARY	D	1,066	-----	3	-----	120	-----	89	4	-----	1,282	.28	4.05
CLARION PUBLIC LIBRARY	D	1,302	-----	10	-----	20	-----	12	-----	20	1,364	.50	8.13
CRESCO PUBLIC LIBRARY	D	6,227	-----	-----	-----	40	-----	289	5	208	6,769	1.84	27.73
DE WITT PUBLIC LIBRARY	D	2,085	-----	6	12	170	-----	106	-----	-----	2,379	.53	11.01
DYERSVILLE PUBLIC LIBRARY	D	3,184	-----	2	-----	53	-----	133	-----	592	3,964	1.07	16.30
EAGLE GROVE PUBLIC LIBRARY	D	1,348	-----	1	1	45	-----	59	-----	12	1,466	.40	6.51
ELDORA PUBLIC LIBRARY	D	1,354	-----	1	2	6	-----	56	-----	-----	1,419	.47	5.63
EMMETSBURG PUBLIC LIBRARY	D	1,946	-----	8	-----	218	-----	73	1	-----	2,246	.57	9.43
EVANSDALE PUBLIC LIBRARY	D	461	-----	-----	-----	----	-----	40	-----	-----	501	.11	6.20
FOREST CITY PUBLIC LIBRARY	D	639	-----	-----	-----	4	-----	2	-----	4	649	.15	2.39
GARNER PUBLIC LIBRARY	D	1,792	-----	4	-----	55	-----	113	-----	1	1,965	.67	8.53
GLENWOOD PUBLIC LIBRARY	D	1,879	-----	1	2	89	-----	60	-----	25	2,056	.45	7.02
GRIMES PUBLIC LIBRARY	D	1,494	-----	5	-----	94	-----	86	-----	-----	1,679	.63	12.34
HAMPTON PUBLIC LIBRARY	D	1,469	-----	-----	-----	25	-----	42	-----	15	1,551	.38	4.54
HIAWATHA PUBLIC LIBRARY	D	2,119	-----	18	-----	102	-----	102	3	26	2,370	.48	12.45

Acquisitions

NAME	SZ CD	PRINT VOLS.	GOV. DOC.	SERIALS PERIOD.	MICRO-FORMS	AUDIO	FILMS	VIDEO	COMPUTER SOFTWARE	OTHER	TOTAL	ACQUIS. PER CAP	PERCENT ADDED
HUMBOLDT PUBLIC LIBRARY	D	2,159	-----	-----	-----	133	-----	121	-----	15	2,428	.55	10.78
JEFFERSON PUBLIC LIBRARY	D	2,067	-----	1	-----	118	-----	100	2	5	2,293	.53	6.61
JOHNSTON PUBLIC LIBRARY	D	2,448	-----	5	-----	273	-----	240	-----	12	2,978	.63	15.97
MISSOURI VALLEY PUBLIC LIBRARY	D	519	-----	3	-----	23	-----	32	-----	-----	577	.20	2.40
MONTICELLO PUBLIC LIBRARY	D	869	-----	-----	-----	----	-----	----	-----	-----	869	.25	4.51
NEW HAMPTON PUBLIC LIBRARY	D	1,376	-----	-----	-----	15	-----	48	5	85	1,529	.42	7.16
NORTH LIBERTY PUBLIC LIBRARY	D	2,094	344	6	-----	31	-----	316	-----	-----	2,791	.95	12.46
ONAWA PUBLIC LIBRARY	D	1,098	-----	5	-----	----	-----	20	-----	-----	1,123	.38	3.79
ORANGE CITY PUBLIC LIBRARY	D	2,260	-----	2	-----	231	-----	158	92	151	2,894	.59	7.59
OSAGE PUBLIC LIBRARY	D	1,607	-----	-----	-----	234	-----	73	-----	78	1,992	.58	5.73
OSCEOLA PUBLIC LIBRARY	D	2,376	-----	4	-----	138	-----	45	-----	40	2,603	.63	14.14
PLEASANT HILL PUBLIC LIBRARY	D	1,321	-----	4	-----	126	-----	46	5	14	1,516	.41	9.44
ROCK RAPIDS PUBLIC LIBRARY	D	937	-----	2	-----	117	-----	35	1	111	1,203	.46	3.87
ROCK VALLEY PUBLIC LIBRARY	D	1,975	-----	3	-----	76	-----	197	3	29	2,283	.90	10.25
SHELDON PUBLIC LIBRARY	D	1,341	6	-----	-----	313	-----	36	60	146	1,902	.39	6.29
SIBLEY PUBLIC LIBRARY	D	1,606	-----	-----	-----	----	-----	9	-----	-----	1,615	.57	9.20
SPIRIT LAKE PUBLIC LIBRARY	D	1,492	-----	11	-----	77	-----	102	-----	4	1,686	.44	6.88
STORY CITY PUBLIC LIBRARY	D	1,459	-----	3	-----	23	-----	36	-----	5	1,526	.52	5.90
TAMA PUBLIC LIBRARY	D	1,582	-----	-----	-----	----	-----	23	-----	145	1,750	.65	7.77
TIPTON PUBLIC LIBRARY	D	965	-----	-----	-----	36	-----	49	-----	-----	1,050	.35	3.84
WAUKEE PUBLIC LIBRARY	D	1,317	-----	2	-----	86	-----	69	3	-----	1,477	.59	16.92
WAUKON PUBLIC LIBRARY	D	1,725	5	7	-----	65	-----	40	5	12	1,859	.46	6.61
WEST LIBERTY PUBLIC LIBRARY	D	1,065	3	2	-----	321	5	7	1	5	1,409	.48	4.62
WILTON PUBLIC LIBRARY	D	554	-----	7	-----	7	-----	32	-----	-----	600	.23	3.47
WINTERSET PUBLIC LIBRARY	D	1,128	-----	6	-----	113	-----	127	-----	267	1,641	.39	4.78
ALGONA PUBLIC LIBRARY	E	2,838	-----	9	19	68	-----	87	10	250	3,281	.55	7.97
ALTOONA PUBLIC LIBRARY	E	2,736	-----	16	-----	95	-----	47	-----	7	2,901	.40	13.49
ANAMOSA PUBLIC LIBRARY	E	995	-----	7	-----	28	-----	----	-----	-----	1,030	.20	6.06
ATLANTIC PUBLIC LIBRARY	E	1,718	-----	3	-----	32	-----	86	17	-----	1,856	.25	4.65
CARROLL PUBLIC LIBRARY	E	5,077	-----	17	-----	----	-----	----	-----	-----	5,094	.53	6.63
CENTERVILLE PUBLIC LIBRARY	E	1,393	-----	10	-----	60	-----	117	-----	10	1,590	.27	5.66
CHARLES CITY PUBLIC LIBRARY	E	2,121	25	10	-----	65	-----	25	-----	33	2,279	.29	5.67
CHEROKEE PUBLIC LIBRARY	E	1,064	5	3	-----	110	-----	74	-----	50	1,306	.22	5.17
CLARINDA PUBLIC LIBRARY	E	1,247	-----	-----	-----	29	-----	36	-----	6	1,318	.26	2.71
CLEAR LAKE PUBLIC LIBRARY	E	1,410	-----	8	-----	46	-----	106	2	-----	1,572	.19	3.40
CRESTON PUBLIC LIBRARY	E	1,148	-----	1	-----	13	-----	63	1	3	1,229	.16	4.48
DECORAH PUBLIC LIBRARY	E	4,483	-----	-----	-----	73	-----	47	-----	24	4,627	.57	12.86
DENISON PUBLIC LIBRARY	E	2,482	-----	-----	-----	82	-----	84	1	18	2,667	.40	5.95
ESTHERVILLE PUBLIC LIBRARY	E	1,366	-----	-----	-----	201	-----	62	-----	-----	1,629	.24	3.14
FAIRFIELD PUBLIC LIBRARY	E	2,656	-----	10	-----	347	-----	191	-----	-----	3,204	.33	4.41
GRINNELL PUBLIC LIBRARY	E	3,423	25	4	-----	74	-----	90	-----	21	3,637	.41	7.48
HARLAN PUBLIC LIBRARY	E	1,431	-----	15	-----	105	-----	213	1	98	1,863	.36	5.14
INDEPENDENCE PUBLIC LIBRARY	E	1,726	-----	4	-----	54	-----	57	1	-----	1,842	.31	7.49
IOWA FALLS PUBLIC LIBRARY	E	2,171	-----	-----	-----	31	-----	23	-----	-----	2,225	.41	4.53
KNOXVILLE PUBLIC LIBRARY	E	5,416	-----	6	-----	270	-----	158	3	8	5,861	.71	16.62

Acquisitions

NAME	SZ CD	PRINT VOLS.	GOV. DOC.	SERIALS PERIOD.	MICRO-FORMS	AUDIO	FILMS	VIDEO	COMPUTER SOFTWARE	OTHER	TOTAL	ACQUIS. PER CAP	PERCENT ADDED
LE MARS PUBLIC LIBRARY	E	2,931	-----	6	-----	366	-----	63	-----	-----	3,366	.40	9.06
MANCHESTER PUBLIC LIBRARY	E	2,918	-----	-----	-----	141	-----	----	5	-----	3,064	.60	11.67
MAQUOKETA PUBLIC LIBRARY	E	2,377	-----	3	2	76	-----	74	6	14	2,552	.42	8.47
MOUNT PLEASANT PUBLIC LIBRARY	E	3,104	-----	-----	-----	8	-----	97	1	41	3,251	.41	7.19
NEVADA PUBLIC LIBRARY	E	3,452	-----	9	1	175	-----	2	5	18	3,662	.61	9.73
NORWALK PUBLIC LIBRARY	E	866	-----	2	-----	35	-----	47	-----	-----	950	.17	4.36
OELWEIN PUBLIC LIBRARY	E	1,883	4	8	-----	40	-----	156	-----	21	2,112	.33	4.72
PELLA PUBLIC LIBRARY	E	4,142	-----	-----	-----	79	-----	115	5	12	4,353	.47	8.96
PERRY PUBLIC LIBRARY	E	1,929	-----	-----	-----	94	-----	----	-----	5	2,028	.30	5.90
RED OAK PUBLIC LIBRARY	E	2,279	-----	22	-----	63	-----	7	-----	5	2,376	.38	5.63
SHENANDOAH PUBLIC LIBRARY	E	2,260	10	-----	-----	80	-----	56	6	15	2,427	.44	4.85
SIOUX CENTER PUBLIC LIBRARY	E	2,923	2	6	-----	----	-----	113	-----	113	3,157	.62	11.27
STORM LAKE PUBLIC LIBRARY	E	1,488	-----	1	-----	80	-----	49	1	72	1,691	.19	4.09
VINTON PUBLIC LIBRARY	E	1,016	-----	2	-----	43	-----	16	-----	4	1,081	.21	5.51
WASHINGTON PUBLIC LIBRARY	E	2,727	-----	8	-----	21	-----	52	-----	37	2,845	.40	7.43
WAVERLY PUBLIC LIBRARY	E	1,636	-----	5	-----	59	-----	129	3	2	1,834	.21	3.73
WEBSTER CITY PUBLIC LIBRARY	E	2,853	-----	13	1	336	-----	110	6	75	3,394	.43	6.47
ANKENY PUBLIC LIBRARY	F	4,075	12	8	-----	238	-----	100	-----	275	4,708	.25	7.57
BOONE PUBLIC LIBRARY	F	2,979	-----	5	-----	174	-----	156	-----	27	3,341	.27	5.20
CORALVILLE PUBLIC LIBRARY	F	3,962	-----	15	-----	383	-----	175	-----	15	4,550	.44	7.29
FORT MADISON PUBLIC LIBRARY	F	7,915	-----	-----	-----	203	-----	51	-----	79	8,248	.71	11.26
INDIANOLA PUBLIC LIBRARY	F	1,753	-----	-----	-----	106	-----	38	1	-----	1,898	.17	4.71
KEOKUK PUBLIC LIBRARY	F	2,785	-----	18	-----	96	-----	114	8	10	3,031	.24	3.30
MARION PUBLIC LIBRARY	F	4,844	77	-----	-----	410	-----	191	-----	51	5,573	.27	7.29
MUSCATINE PUBLIC LIBRARY	F	6,036	-----	3	-----	591	-----	159	-----	-----	6,789	.30	4.64
NEWTON PUBLIC LIBRARY	F	5,114	-----	56	-----	546	-----	197	2	4	5,919	.40	7.42
OSKALOOSA PUBLIC LIBRARY	F	2,673	-----	-----	-----	97	-----	36	-----	20	2,826	.27	5.38
OTTUMWA PUBLIC LIBRARY	F	2,371	-----	3	-----	97	-----	85	-----	27	2,583	.11	3.28
SPENCER PUBLIC LIBRARY	F	2,500	1	5	-----	86	-----	34	2	205	2,833	.26	4.84
URBANDALE PUBLIC LIBRARY	F	10,152	-----	7	-----	415	-----	213	-----	17	10,804	.46	14.22
AMES PUBLIC LIBRARY	G	13,037	-----	3	-----	1,140	-----	294	8	331	14,813	.31	9.43
BETTENDORF PUBLIC LIBRARY	G	6,390	-----	-----	-----	952	-----	231	-----	12	7,585	.27	7.08
BURLINGTON PUBLIC LIBRARY	G	12,151	-----	-----	-----	403	-----	200	-----	1,356	14,110	.52	17.67
CEDAR FALLS PUBLIC LIBRARY	G	7,005	-----	35	-----	12	-----	99	-----	-----	7,151	.21	7.25
CLINTON PUBLIC LIBRARY	G	5,821	-----	-----	-----	256	-----	5	-----	-----	6,082	.21	4.10
FORT DODGE PUBLIC LIBRARY	G	6,475	30	-----	11	94	-----	102	-----	25	6,737	.26	9.90
MARSHALLTOWN PUBLIC LIBRARY	G	3,557	-----	-----	-----	325	-----	117	-----	-----	3,999	.16	4.42
MASON CITY PUBLIC LIBRARY	G	-----	-----	2	-----	----	-----	----	2	-----	4	-----	-----
WEST DES MOINES PUBLIC LIBRARY	G	8,130	-----	3	-----	518	-----	193	-----	112	8,956	.28	10.44
CEDAR RAPIDS PUBLIC LIBRARY	H	32,462	1,654	-----	-----	2,136	-----	1,093	-----	208	37,553	.35	11.58
COUNCIL BLUFFS PUBLIC LIBRARY	H	6,956	7,018	10	-----	293	-----	129	-----	12	14,418	.27	5.54
DAVENPORT PUBLIC LIBRARY	H	19,821	-----	-----	9	1,180	-----	529	-----	-----	21,539	.23	9.24
DES MOINES PUBLIC LIBRARY	H	26,874	9,227	11	71	3,026	-----	2,943	-----	2	42,154	.22	6.53
DUBUQUE PUBLIC LIBRARY	H	9,737	3,941	28	-----	206	-----	142	-----	1,087	15,141	.26	6.90

Acquisitions

NAME	SZ CD	PRINT VOLS.	GOV. DOC.	SERIALS PERIOD.	MICRO- FORMS	AUDIO	FILMS	VIDEO	COMPUTER SOFTWARE	OTHER	TOTAL	ACQUIS. PER CAP	PERCENT ADDED
IOWA CITY PUBLIC LIBRARY	H	18,409	-----	15	-----	1,855	-----	1,797	-----	83	22,159	.37	11.93
SIOUX CITY PUBLIC LIBRARY	H	20,194	10,321	20	1	449	10	109	-----	36	31,140	.39	10.66
WATERLOO PUBLIC LIBRARY	H	14,274	-----	11	-----	302	-----	259	6	-----	14,852	.22	8.29
DUBUQUE COUNTY LIBRARY	I	1,425	-----	-----	-----	146	-----	----	2	-----	1,573	.09	3.79
SCOTT COUNTY LIBRARY	I	8,866	-----	-----	-----	489	-----	179	9	-----	9,543	.35	8.05
WOODBURY COUNTY LIBRARY	I	741	-----	-----	-----	----	-----	----	-----	-----	741	.06	1.37

REPORT OF ACQUISITIONS - STATE TOTAL

SIZE GROUP	NO. LIB TOT	NO. LIB RPT	PRINT VOLUMES	GOV. DOC.	SERIALS PERIOD.	MICRO-FORMS	AUDIO	FILMS	VIDEO	COMPUTER SOFTWARE	OTHER	TOTAL	ACQUIS. PER CAP	PERCENT ADDED
A- 0 - 499	140	121	48,489	243	253	3	959	2	3,291	202	632	54,074	1.38	5.97
B- 500 - 999	131	128	75,643	168	362	870	1,702	1	4,587	234	1,152	84,719	.91	6.29
C- 1,000 - 2,499	137	131	113,986	260	437	19	2,195	13	4,997	195	1,896	123,998	.62	6.22
D- 2,500 - 4,999	50	49	75,409	358	158	126	3,911	11	3,706	201	2,128	86,008	.49	7.31
E- 5,000 - 9,999	37	37	87,685	71	208	23	3,479	-----	2,652	74	962	95,154	.37	6.53
F- 10,000 - 24,999	13	13	57,159	90	120	-----	3,442	-----	1,549	13	730	63,103	.31	6.56
G- 25,000 - 49,999	9	9	62,566	30	43	11	3,700	-----	1,241	10	1,836	69,437	.25	7.50
H- OVER - 50,000	8	8	148,727	32,161	95	81	9,447	10	7,001	6	1,428	198,956	.28	8.50
I-COUNTY LIBRARIES	4	3	11,032	-----	-----	-----	635	-----	179	11	-----	11,857	.21	5.53
STATE TOTAL	529	499	680,696	33,381	1,676	1,133	29,470	37	29,203	946	10,764	787,306	.39	6.95

REPORT OF ACQUISITIONS - STATE AVERAGE

SIZE GROUP	NO. LIB TOT	NO. LIB RPT	PRINT VOLUMES	GOV. DOC.	SERIALS PERIOD.	MICRO-FORMS	AUDIO	FILMS	VIDEO	COMPUTER SOFTWARE	OTHER	TOTAL	ACQUIS. PER CAP	PERCENT ADDED
A- 0 - 499	140	121	401	2	2	-----	8	-----	27	2	5	447	1.38	5.97
B- 500 - 999	131	128	591	1	3	7	13	-----	36	2	9	662	.91	6.29
C- 1,000 - 2,499	137	131	870	2	3	-----	17	-----	38	1	14	947	.62	6.22
D- 2,500 - 4,999	50	49	1,539	7	3	3	80	-----	76	4	43	1,755	.49	7.31
E- 5,000 - 9,999	37	37	2,370	2	6	1	94	-----	72	2	26	2,572	.37	6.53
F- 10,000 - 24,999	13	13	4,397	7	9	-----	265	-----	119	1	56	4,854	.31	6.56
G- 25,000 - 49,999	9	9	6,952	3	5	1	411	-----	138	1	204	7,715	.25	7.50
H- OVER - 50,000	8	8	18,591	4,020	12	10	1,181	1	875	1	179	24,870	.28	8.50
I-COUNTY LIBRARIES	4	3	3,677	-----	-----	-----	212	-----	60	4	-----	3,952	.21	5.53
STATE AVERAGE	529	499	1,364	67	3	2	59	-----	59	2	22	1,578	.39	6.95

Iowa Public Library Statistics, 1992-93

HOLDINGS

* Holdings, By Library

* Tables

The library by library listings which follow are in alphabetical order by Size Code.
Use the Table of Cities and Size Codes in the introduction to locate a library.

Holdings

NAME	SZ CD	PRINT VOLUMES	GOV. DOC.	SERIALS PERIOD.	MICRO-FORMS	AUDIO	FILMS	VIDEO	COMP. SOFT.	OTHER	TOTAL	HOLDING PER CAP	PERCENT WITHDRAWN
ALEXANDER PUBLIC LIBRARY	A	7,903	-----	38	-----	395	-----	161	7	69	8,573	50.43	3.29
ALTA VISTA PUBLIC LIBRARY	A	6,237	-----	3	-----	25	-----	10	24	434	6,733	27.37	1.54
ARCHER PUBLIC LIBRARY	A	5,405	45	12	-----	----	-----	74	-----	25	5,561	42.45	2.47
ARLINGTON PUBLIC LIBRARY	A	5,759	-----	99	-----	108	-----	53	22	60	6,101	13.12	3.60
ARTHUR PUBLIC LIBRARY	A	3,514	13	29	-----	35	-----	28	-----	6	3,625	13.33	4.80
ASHTON PUBLIC LIBRARY	A	8,430	-----	45	-----	92	-----	99	-----	233	8,899	19.26	5.14
AUBURN PUBLIC LIBRARY	A	8,800	-----	48	-----	10	-----	148	-----	50	9,056	32.00	1.73
AURORA PUBLIC LIBRARY	A	924	-----	2	-----	----	-----	12	-----	40	978	3.94	1.38
BAGLEY PUBLIC LIBRARY	A	6,247	-----	39	2	61	-----	160	-----	20	6,529	21.55	15.45
BEAMAN PUBLIC LIBRARY	A	6,455	-----	70	6	111	-----	260	42	192	7,136	38.99	16.23
BENNETT PUBLIC LIBRARY	A	4,995	-----	10	-----	5	-----	67	4	10	5,091	12.89	9.21
BIRMINGHAM PUBLIC LIBRARY	A	5,795	21	16	-----	50	-----	----	-----	30	5,912	15.32	1.36
BLAKESBURG PUBLIC LIBRARY	A	5,220	-----	16	-----	7	-----	155	-----	-----	5,398	16.21	7.44
BODE PUBLIC LIBRARY	A	4,510	-----	27	-----	----	-----	322	83	35	4,977	14.86	4.75
BONAPARTE PUBLIC LIBRARY	A	11,400	-----	-----	-----	----	-----	----	-----	-----	11,400	24.52	9.38
BUSSEY PUBLIC LIBRARY	A	9,309	-----	-----	-----	37	-----	64	-----	-----	9,410	19.05	7.35
CALAMUS PUBLIC LIBRARY	A	-----	-----	-----	-----	----	-----	----	-----	-----	-------	-----	------
CALLENDER PUBLIC LIBRARY	A	7,685	-----	47	-----	153	1	254	46	-----	8,186	21.32	2.49
CANTRIL PUBLIC LIBRARY	A	3,906	-----	-----	-----	83	-----	----	-----	-----	3,989	15.23	.53
CASEY PUBLIC LIBRARY	A	9,898	-----	18	-----	304	-----	230	-----	122	10,572	23.97	.51
CHARTER OAK PUBLIC LIBRARY	A	6,465	37	3	-----	8	-----	138	-----	144	6,795	13.67	4.52
CHELSEA PUBLIC LIBRARY	A	6,902	-----	26	-----	48	-----	80	30	-----	7,086	21.09	7.96
CHURDAN PUBLIC LIBRARY	A	11,721	20	32	12	160	3	233	34	48	12,263	28.99	22.58
CLARE PUBLIC LIBRARY	A	6,563	46	21	-----	49	-----	549	9	47	7,284	45.24	10.37
CLEARFIELD PUBLIC LIBRARY	A	4,069	-----	6	-----	----	-----	----	-----	95	4,170	10.00	------
CLEGHORN PUBLIC LIBRARY	A	12,200	19	67	-----	89	-----	316	88	313	13,092	47.61	3.12
CLUTIER PUBLIC LIBRARY	A	2,632	-----	3	-----	----	-----	61	-----	-----	2,696	10.83	3.88
COLESBURG PUBLIC LIBRARY	A	10,136	6	44	-----	159	-----	36	-----	-----	10,381	23.65	.56
COLLINS PUBLIC LIBRARY	A	7,465	-----	30	-----	148	-----	400	-----	-----	8,043	17.68	3.85
CORWITH PUBLIC LIBRARY	A	7,382	25	14	-----	61	-----	3	10	41	7,536	21.29	6.57
COULTER PUBLIC LIBRARY	A	7,502	37	23	-----	66	-----	506	22	121	8,277	32.85	1.36
CUMBERLAND PUBLIC LIBRARY	A	6,393	12	18	-----	61	-----	169	-----	17	6,670	22.61	.06
DELHI PUBLIC LIBRARY	A	6,233	-----	12	-----	108	-----	126	1	-----	6,480	13.36	.34
DOON PUBLIC LIBRARY	A	259	-----	-----	-----	----	-----	13	-----	-----	272	.57	------
DUNCOMBE PUBLIC LIBRARY	A	5,901	20	38	-----	40	-----	562	30	97	6,688	13.70	8.15
ELLIOTT PUBLIC LIBRARY	A	11,300	-----	28	1	50	-----	41	2	178	11,600	29.07	1.80
ELLSWORTH PUBLIC LIBRARY	A	5,856	-----	34	-----	139	-----	208	14	102	6,353	14.09	3.99
EMERSON PUBLIC LIBRARY	A	6,862	69	17	-----	42	1	68	-----	115	7,174	15.07	2.82
FARMERSBURG PUBLIC LIBRARY	A	7,435	16	19	-----	75	-----	29	-----	-----	7,574	26.03	1.91
FENTON PUBLIC LIBRARY	A	7,418	-----	39	-----	101	-----	196	15	66	7,835	22.64	3.27
FERTILE PUBLIC LIBRARY	A	7,190	-----	36	-----	85	-----	108	11	6	7,436	19.47	4.75
FORT ATKINSON PUBLIC LIBRARY	A	7,347	-----	34	-----	370	-----	49	20	-----	7,820	21.31	3.25
GALVA PUBLIC LIBRARY	A	6,777	-----	26	-----	41	-----	37	12	-----	6,893	17.32	2.39
GARRISON PUBLIC LIBRARY	A	5,221	20	19	-----	17	-----	230	-----	60	5,567	17.40	14.16
GRAFTON PUBLIC LIBRARY	A	10,249	187	51	-----	485	-----	616	49	200	11,837	41.98	7.54

Holdings

NAME	SZ CD	PRINT VOLUMES	GOV. DOC.	SERIALS PERIOD.	MICRO-FORMS	AUDIO	FILMS	VIDEO	COMP. SOFT.	OTHER	TOTAL	HOLDING PER CAP	PERCENT WITHDRAWN
HANLONTOWN PUBLIC LIBRARY	A	6,649	-----	15	-----	28	-----	99	32	11	6,834	35.41	7.93
HARCOURT PUBLIC LIBRARY	A	7,682	-----	32	-----	145	-----	509	1	37	8,406	27.47	2.16
HARPERS FERRY PUBLIC LIBRARY	A	5,374	12	38	-----	19	-----	67	1	15	5,526	19.46	------
HAVELOCK PUBLIC LIBRARY	A	8,936	-----	15	-----	----	-----	----	-----	-----	8,951	41.25	.13
HAWKEYE PUBLIC LIBRARY	A	9,249	-----	37	-----	60	-----	64	25	-----	9,435	20.51	.53
HILLSBORO PUBLIC LIBRARY	A	4,068	-----	6	-----	----	-----	----	-----	-----	4,074	26.98	.25
IONIA PUBLIC LIBRARY	A	6,241	-----	25	-----	45	-----	4	33	10	6,358	20.91	4.19
JAMAICA PUBLIC LIBRARY	A	6,112	-----	22	-----	2	-----	48	-----	-----	6,184	26.66	2.52
JOICE PUBLIC LIBRARY	A	6,617	-----	39	-----	73	-----	197	18	36	6,980	28.49	13.25
KENSETT PUBLIC LIBRARY	A	7,064	-----	36	-----	73	-----	73	15	14	7,275	24.41	1.26
KIMBALLTON PUBLIC LIBRARY	A	6,425	-----	30	-----	----	-----	----	-----	10	6,465	22.37	3.28
LACONA PUBLIC LIBRARY	A	8,858	22	4	-----	28	-----	170	-----	60	9,142	25.61	10.99
LAKOTA PUBLIC LIBRARY	A	6,221	9	45	-----	----	1	1	21	164	6,462	23.00	3.01
LAMONT PUBLIC LIBRARY	A	6,136	23	4	-----	9	-----	38	18	13	6,241	13.25	1.91
LEDYARD PUBLIC LIBRARY	A	7,323	90	7	-----	91	9	157	-----	78	7,755	47.29	------
LETTS PUBLIC LIBRARY	A	7,749	-----	21	-----	118	-----	298	5	51	8,242	21.13	2.75
LEWIS PUBLIC LIBRARY	A	5,672	-----	2	-----	35	4	----	-----	-----	5,713	13.19	10.83
LIME SPRINGS PUBLIC LIBRARY	A	5,663	-----	38	-----	49	-----	87	4	-----	5,841	13.34	4.33
LINDEN PUBLIC LIBRARY	A	-----	4	9	-----	----	-----	----	-----	-----	13	.06	------
LINN GROVE PUBLIC LIBRARY	A	6,113	-----	20	-----	----	-----	218	-----	-----	6,351	32.74	------
LITTLE ROCK PUBLIC LIBRARY	A	4,618	-----	37	-----	72	-----	51	-----	92	4,870	9.88	.22
LIVERMORE PUBLIC LIBRARY	A	8,061	15	35	30	146	1	337	19	12	8,656	19.85	10.24
LOHRVILLE PUBLIC LIBRARY	A	9,538	-----	50	-----	----	-----	60	30	-----	9,678	21.36	2.78
LOST NATION PUBLIC LIBRARY	A	8,494	-----	4	-----	----	-----	----	-----	-----	8,498	18.20	.21
LU VERNE PUBLIC LIBRARY	A	10,334	85	59	8	68	-----	180	112	79	10,925	33.31	2.01
MARATHON PUBLIC LIBRARY	A	7,363	10	48	-----	32	-----	10	-----	20	7,483	23.38	.30
MARBLE ROCK PUBLIC LIBRARY	A	5,178	-----	40	-----	48	-----	170	28	-----	5,464	15.14	1.53
MARTELLE PUBLIC LIBRARY	A	5,665	10	6	-----	45	-----	54	-----	58	5,838	20.13	1.25
MASSENA PUBLIC LIBRARY	A	4,644	-----	11	-----	----	-----	----	-----	-----	4,655	12.51	2.07
MELVIN PUBLIC LIBRARY	A	7,957	-----	44	-----	50	-----	----	-----	-----	8,051	32.20	4.53
MENLO PUBLIC LIBRARY	A	9,279	92	42	3	151	-----	17	-----	41	9,625	27.04	18.56
MESERVEY PUBLIC LIBRARY	A	8,016	214	31	-----	109	35	253	18	20	8,696	29.78	.06
MINBURN PUBLIC LIBRARY	A	6,040	-----	17	-----	57	2	245	-----	-----	6,361	18.38	3.53
MODALE PUBLIC LIBRARY	A	7,966	53	26	-----	66	-----	9	-----	134	8,254	28.56	------
MONDAMIN PUBLIC LIBRARY	A	11,815	-----	12	-----	37	6	----	-----	-----	11,870	29.45	.37
MORLEY PUBLIC LIBRARY	A	9,970	-----	1	-----	1	-----	6	-----	-----	9,978	17.39	2.47
NEW VIRGINIA PUBLIC LIBRARY	A	7,004	-----	13	-----	----	-----	----	-----	367	7,384	17.05	7.89
PACKWOOD PUBLIC LIBRARY	A	5,730	1	-----	-----	----	-----	----	-----	-----	5,731	27.55	9.61
PALMER PUBLIC LIBRARY	A	9,906	-----	19	-----	----	-----	155	-----	-----	10,080	43.83	3.17
PATON PUBLIC LIBRARY	A	14,354	-----	28	-----	111	-----	110	14	78	14,695	57.63	4.83
PETERSON PUBLIC LIBRARY	A	6,967	-----	19	-----	70	-----	704	28	-----	7,788	19.97	8.26
PLAINFIELD PUBLIC LIBRARY	A	7,027	-----	47	-----	64	-----	330	7	-----	7,475	16.43	.03
PLOVER PUBLIC LIBRARY	A	850	-----	-----	-----	----	-----	166	-----	-----	1,016	10.06	18.07
QUIMBY PUBLIC LIBRARY	A	6,026	-----	-----	-----	128	7	204	-----	102	6,467	19.36	13.48
RAKE PUBLIC LIBRARY	A	5,467	-----	15	-----	310	-----	140	21	185	6,138	25.79	------

Holdings

NAME	SZ CD	PRINT VOLUMES	GOV. DOC.	SERIALS PERIOD.	MICRO-FORMS	AUDIO	FILMS	VIDEO	COMP. SOFT.	OTHER	TOTAL	HOLDING PER CAP	PERCENT WITHDRAWN
RANDOLPH PUBLIC LIBRARY	A	12,142	-----	4	-----	33	-----	38	1	-----	12,218	50.28	.90
REMBRANDT PUBLIC LIBRARY	A	5,887	19	14	-----	8	-----	104	-----	97	6,129	26.76	1.02
RENWICK PUBLIC LIBRARY	A	11,439	29	33	-----	103	-----	543	27	6	12,180	42.44	6.63
RINGSTED PUBLIC LIBRARY	A	9,416	-----	15	2	34	7	43	7	-----	9,524	19.80	.68
RIPPEY PUBLIC LIBRARY	A	13,300	-----	23	-----	----	-----	----	-----	35	13,358	48.57	.77
ROWAN PUBLIC LIBRARY	A	5,336	-----	35	-----	140	-----	291	15	124	5,941	31.43	5.16
RUDD PUBLIC LIBRARY	A	6,438	100	48	-----	112	-----	538	14	114	7,364	17.17	8.23
SALEM PUBLIC LIBRARY	A	9,292	-----	31	-----	----	-----	----	-----	-----	9,323	20.58	1.66
SILVER CITY PUBLIC LIBRARY	A	5,356	17	31	-----	93	-----	86	23	17	5,623	22.31	2.08
SOMERS PUBLIC LIBRARY	A	5,821	-----	50	-----	64	-----	210	77	597	6,819	42.35	1.20
SOUTH ENGLISH PUBLIC LIBRARY	A	6,014	3	66	-----	98	-----	1	-----	49	6,231	25.54	25.02
SPILLVILLE PUBLIC LIBRARY	A	5,192	10	17	-----	77	-----	113	72	-----	5,481	14.16	8.67
STACYVILLE PUBLIC LIBRARY	A	8,452	-----	35	1	214	-----	382	15	113	9,212	19.15	3.32
STANHOPE PUBLIC LIBRARY	A	7,182	-----	33	-----	239	-----	8	-----	28	7,490	16.76	.44
STEAMBOAT ROCK PUBLIC LIBRARY	A	9,981	209	38	-----	108	-----	311	64	129	10,840	32.36	9.98
STOCKPORT PUBLIC LIBRARY	A	7,022	-----	-----	-----	35	-----	----	-----	-----	7,057	27.14	.06
SWALEDALE PUBLIC LIBRARY	A	5,658	52	24	-----	428	-----	23	15	43	6,243	32.86	2.01
TERRIL PUBLIC LIBRARY	A	15,494	100	34	1	283	-----	36	-----	-----	15,948	41.64	3.23
THOMPSON PUBLIC LIBRARY	A	5,244	54	21	-----	119	-----	66	10	60	5,574	11.19	.98
THORNTON PUBLIC LIBRARY	A	8,889	-----	23	-----	----	96	295	2	71	9,376	21.75	5.50
TRURO PUBLIC LIBRARY	A	13,325	39	78	-----	538	-----	----	-----	-----	13,980	35.75	1.98
UNION PUBLIC LIBRARY	A	20,243	-----	98	-----	1,178	5	1,122	21	153	22,820	50.94	4.52
VARINA PUBLIC LIBRARY	A	1,808	6	12	-----	----	-----	12	-----	5	1,843	18.07	.18
VOLGA PUBLIC LIBRARY	A	5,868	47	30	-----	52	-----	138	-----	79	6,214	20.31	1.57
WADENA PUBLIC LIBRARY	A	7,641	1,161	-----	-----	224	-----	68	10	197	9,301	39.41	2.07
WAUCOMA PUBLIC LIBRARY	A	9,390	16	36	-----	269	-----	207	78	149	10,145	36.62	3.40
WEBB PUBLIC LIBRARY	A	9,400	-----	26	-----	----	-----	----	-----	-----	9,426	56.44	1.11
WESLEY PUBLIC LIBRARY	A	8,539	210	43	-----	5	-----	----	-----	-----	8,797	19.81	13.96
WESTGATE PUBLIC LIBRARY	A	6,540	-----	25	-----	----	-----	30	-----	-----	6,595	31.86	1.93
WILLIAMS PUBLIC LIBRARY	A	8,364	7	26	-----	46	-----	73	43	18	8,577	23.31	2.44
WODEN PUBLIC LIBRARY	A	4,522	30	33	-----	32	-----	99	-----	38	4,754	18.36	2.48
ADAIR PUBLIC LIBRARY	B	6,672	185	36	-----	318	-----	62	-----	181	7,454	8.34	8.88
AGENCY PUBLIC LIBRARY	B	11,063	-----	16	-----	----	-----	----	-----	-----	11,079	17.99	1.52
ALBERT CITY PUBLIC LIBRARY	B	11,410	-----	46	-----	2	-----	119	12	137	11,726	15.05	3.19
ALDEN PUBLIC LIBRARY	B	8,024	8	46	1	371	-----	482	6	15	8,953	10.47	9.96
ALLERTON PUBLIC LIBRARY	B	7,211	-----	4	-----	20	-----	17	-----	-----	7,252	12.11	1.62
ANTHON PUBLIC LIBRARY	B	10,436	-----	27	-----	6	-----	21	-----	-----	10,490	16.44	1.74
ARNOLDS PARK PUBLIC LIBRARY	B	10,746	158	49	-----	120	-----	135	37	25	11,270	11.83	5.17
ATKINS PUBLIC LIBRARY	B	7,080	-----	43	-----	140	-----	348	-----	68	7,679	12.05	2.73
BADGER PUBLIC LIBRARY	B	9,422	-----	37	-----	----	-----	----	80	2	9,541	14.61	4.54
BANCROFT PUBLIC LIBRARY	B	17,708	10	60	1	99	-----	354	9	245	18,486	21.57	3.28
BATAVIA PUBLIC LIBRARY	B	5,634	-----	28	-----	----	-----	101	-----	48	5,811	11.18	3.98
BATTLE CREEK PUBLIC LIBRARY	B	10,796	-----	36	-----	46	-----	----	-----	25	10,903	13.33	4.65
BAYARD PUBLIC LIBRARY	B	13,597	-----	51	2	167	-----	153	7	171	14,148	27.69	7.70
BLAIRSTOWN PUBLIC LIBRARY	B	9,646	27	26	30	205	2	175	33	326	10,470	15.58	1.66

Holdings

NAME	SZ CD	PRINT VOLUMES	GOV. DOC.	SERIALS PERIOD.	MICRO-FORMS	AUDIO	FILMS	VIDEO	COMP. SOFT.	OTHER	TOTAL	HOLDING PER CAP	PERCENT WITHDRAWN
BOYDEN PUBLIC LIBRARY	B	19,108	-----	109	-----	982	-----	618	-----	-----	20,817	31.98	3.68
BURT PUBLIC LIBRARY	B	6,516	-----	40	-----	37	24	212	3	14	6,846	11.91	3.19
CAMBRIDGE PUBLIC LIBRARY	B	8,360	-----	-----	18	44	-----	----	-----	-----	8,422	11.80	2.90
CLARENCE PUBLIC LIBRARY	B	10,183	1,006	5	-----	----	-----	83	-----	155	11,432	12.21	2.57
CLERMONT PUBLIC LIBRARY	B	7,677	-----	14	-----	154	-----	122	1	25	7,993	15.28	1.14
COGGON PUBLIC LIBRARY	B	6,937	-----	10	-----	33	-----	51	-----	-----	7,031	10.90	.64
COLO PUBLIC LIBRARY	B	11,424	56	40	3	92	-----	719	17	96	12,447	16.14	3.94
CONRAD PUBLIC LIBRARY	B	17,394	67	136	85	568	-----	483	61	570	19,364	20.09	4.36
CORRECTIONVILLE PUBLIC LIBRARY	B	12,140	-----	5	1,589	----	-----	60	-----	-----	23,794	26.53	4.07
DAYTON PUBLIC LIBRARY	B	10,792	-----	53	-----	325	-----	369	7	27	11,573	14.15	12.54
DEXTER PUBLIC LIBRARY	B	6,956	-----	24	-----	89	-----	132	-----	-----	7,201	11.47	1.72
DIKE PUBLIC LIBRARY	B	8,814	-----	51	-----	43	-----	394	1	12	9,315	10.65	1.21
DONNELLSON PUBLIC LIBRARY	B	12,724	-----	58	93	101	1	208	3	39	13,227	14.07	1.11
DOWS PUBLIC LIBRARY	B	10,655	165	37	106	74	26	307	21	95	11,486	17.40	9.53
DUMONT PUBLIC LIBRARY	B	9,296	-----	62	18	124	-----	14	-----	-----	9,514	13.50	8.05
DUNKERTON PUBLIC LIBRARY	B	7,091	-----	7	-----	----	-----	----	-----	-----	7,098	9.51	3.31
EARLVILLE PUBLIC LIBRARY	B	9,425	-----	27	-----	7	-----	96	-----	251	9,806	11.93	5.05
EARLY PUBLIC LIBRARY	B	13,956	-----	60	3	35	-----	3	2	315	14,374	22.15	9.41
EDGEWOOD PUBLIC LIBRARY	B	9,256	-----	59	1	4	-----	18	84	1	9,423	12.14	.42
ELGIN PUBLIC LIBRARY	B	9,213	-----	42	1	149	-----	115	3	350	9,873	15.50	4.47
ELK HORN PUBLIC LIBRARY	B	8,774	-----	25	-----	196	-----	113	-----	25	9,133	13.59	1.96
ELMA PUBLIC LIBRARY	B	9,790	-----	66	-----	213	-----	14	1	13	10,097	15.46	1.12
ELY PUBLIC LIBRARY	B	5,956	22	13	-----	49	-----	221	44	66	6,371	12.32	6.70
ESSEX PUBLIC LIBRARY	B	12,614	-----	22	1	137	-----	49	-----	-----	12,823	14.00	1.15
EVERLY PUBLIC LIBRARY	B	5,785	-----	10	-----	341	-----	----	-----	5	6,141	8.70	12.12
EXIRA PUBLIC LIBRARY	B	13,853	-----	91	-----	207	1	208	-----	237	14,597	15.28	3.02
FAIRFAX PUBLIC LIBRARY	B	9,095	-----	26	-----	----	-----	187	20	-----	9,328	11.96	.29
FARMINGTON PUBLIC LIBRARY	B	28,962	11	11	-----	406	-----	218	-----	1,252	30,860	47.11	4.46
FONDA PUBLIC LIBRARY	B	9,874	-----	20	-----	42	-----	120	-----	-----	10,056	13.76	13.69
FONTANELLE PUBLIC LIBRARY	B	10,160	-----	26	-----	26	-----	----	-----	20	10,232	14.37	4.95
GARNAVILLO PUBLIC LIBRARY	B	20,244	60	32	-----	564	-----	14	1	78	20,993	28.88	.90
GARWIN PUBLIC LIBRARY	B	8,318	-----	34	-----	96	-----	345	-----	-----	8,793	16.50	6.47
GILMAN PUBLIC LIBRARY	B	5,471	-----	-----	-----	----	-----	85	-----	-----	5,556	9.48	5.62
GILMORE CITY PUBLIC LIBRARY	B	9,610	-----	30	-----	63	-----	435	-----	96	10,234	18.28	4.42
GLADBROOK PUBLIC LIBRARY	B	15,559	310	16	-----	332	-----	102	-----	-----	16,319	18.52	3.78
GRAETTINGER PUBLIC LIBRARY	B	10,231	14	48	-----	363	-----	181	10	33	10,880	13.38	5.37
GRAND JUNCTION PUBLIC LIBRARY	B	9,101	72	40	-----	142	-----	71	-----	32	9,458	11.71	7.55
GRANGER PUBLIC LIBRARY	B	3,182	-----	14	-----	143	-----	59	19	3	3,420	5.48	.78
HEDRICK PUBLIC LIBRARY	B	8,148	-----	39	-----	178	1	79	-----	67	8,512	10.51	5.86
HOPKINTON PUBLIC LIBRARY	B	10,868	-----	27	-----	74	-----	120	3	-----	11,092	15.96	.99
HUBBARD PUBLIC LIBRARY	B	13,155	-----	95	-----	757	-----	626	34	165	14,832	18.22	10.44
HUMESTON PUBLIC LIBRARY	B	14,196	-----	-----	-----	----	-----	----	-----	-----	14,196	25.67	5.39
INWOOD PUBLIC LIBRARY	B	12,246	-----	38	-----	33	-----	203	-----	-----	12,520	15.19	6.58
JANESVILLE PUBLIC LIBRARY	B	13,072	-----	43	-----	120	1	442	54	40	13,772	16.75	4.23
KANAWHA PUBLIC LIBRARY	B	9,212	-----	42	-----	25	-----	27	10	12	9,328	12.23	2.87

Holdings

NAME	SZ CD	PRINT VOLUMES	GOV. DOC.	SERIALS PERIOD.	MICRO-FORMS	AUDIO	FILMS	VIDEO	COMP. SOFT.	OTHER	TOTAL	HOLDING PER CAP	PERCENT WITHDRAWN
KEYSTONE PUBLIC LIBRARY	B	8,483	-----	59	2	----	-----	182	55	327	9,108	16.04	5.90
KLEMME PUBLIC LIBRARY	B	7,805	-----	47	-----	25	-----	90	-----	60	8,027	13.67	2.17
LAKE PARK PUBLIC LIBRARY	B	8,024	15	12	-----	----	-----	48	-----	-----	8,099	8.13	2.69
LARCHWOOD PUBLIC LIBRARY	B	10,434	-----	25	-----	85	-----	28	-----	129	10,701	14.48	4.53
LAWLER PUBLIC LIBRARY	B	4,196	1	26	-----	161	-----	86	33	109	4,612	8.92	.65
LE GRAND PUBLIC LIBRARY	B	9,516	-----	42	-----	154	1	472	30	292	10,507	12.30	3.85
LEHIGH PUBLIC LIBRARY	B	7,599	-----	41	-----	193	-----	1,108	21	-----	8,962	16.72	9.61
LOWDEN PUBLIC LIBRARY	B	9,007	1	8	-----	239	-----	130	-----	94	9,479	13.06	.27
MAXWELL PUBLIC LIBRARY	B	7,626	-----	15	-----	88	-----	162	-----	30	7,921	10.05	8.18
MAYNARD PUBLIC LIBRARY	B	5,223	-----	36	14	61	1	32	2	20	5,389	10.50	1.14
MC GREGOR PUBLIC LIBRARY	B	14,055	12	24	-----	463	-----	89	12	199	14,854	18.64	7.99
MELBOURNE PUBLIC LIBRARY	B	15,551	7	21	-----	116	-----	132	12	11	15,850	23.69	.26
MERRILL PUBLIC LIBRARY	B	6,434	-----	67	-----	----	-----	----	-----	-----	6,501	8.92	.15
MILO PUBLIC LIBRARY	B	13,855	-----	62	-----	150	-----	90	3	270	14,430	16.70	1.10
MILTON PUBLIC LIBRARY	B	-----	-----	-----	-----	----	-----	----	-----	-----	-------	-----	------
MONTROSE PUBLIC LIBRARY	B	9,949	-----	49	-----	83	-----	61	1	-----	10,143	10.60	3.45
MORAVIA PUBLIC LIBRARY	B	10,564	60	177	-----	474	-----	55	6	88	11,424	16.82	3.24
MORNING SUN PUBLIC LIBRARY	B	13,901	-----	62	-----	238	-----	208	-----	886	15,295	18.19	5.94
MOULTON PUBLIC LIBRARY	B	14,789	-----	62	-----	----	-----	507	1	1,020	16,379	26.72	6.63
MURRAY PUBLIC LIBRARY	B	8,798	20	25	-----	----	-----	----	15	-----	8,858	12.12	1.32
NEW ALBIN PUBLIC LIBRARY	B	5,140	-----	46	-----	126	-----	----	-----	-----	5,312	9.95	3.32
NEW HARTFORD PUBLIC LIBRARY	B	9,921	10	32	-----	77	-----	86	8	61	10,195	14.93	9.43
NEWHALL PUBLIC LIBRARY	B	9,149	5	13	-----	122	10	107	-----	166	9,572	11.21	5.71
NORTH ENGLISH PUBLIC LIBRARY	B	15,785	-----	70	-----	240	-----	34	8	125	16,262	17.23	3.65
NORWAY PUBLIC LIBRARY	B	5,950	6	4	-----	175	-----	84	108	115	6,442	11.05	3.54
OCHEYEDAN PUBLIC LIBRARY	B	12,016	-----	49	-----	860	-----	203	-----	535	13,663	25.35	2.66
OLIN PUBLIC LIBRARY	B	13,681	-----	10	-----	156	-----	120	-----	-----	13,967	21.07	.84
OSSIAN PUBLIC LIBRARY	B	17,047	6	43	-----	104	-----	38	19	38	17,295	21.35	1.67
OXFORD JUNCTION PUBLIC LIBRA	B	5,075	-----	30	-----	30	-----	37	-----	114	5,286	9.10	35.85
OXFORD PUBLIC LIBRARY	B	10,449	27	15	-----	----	-----	----	-----	-----	10,491	15.82	.72
POMEROY PUBLIC LIBRARY	B	8,190	11	25	-----	78	-----	92	-----	23	8,419	11.05	1.83
PRIMGHAR PUBLIC LIBRARY	B	11,701	-----	39	1	122	-----	77	52	37	12,029	12.66	6.04
RADCLIFFE PUBLIC LIBRARY	B	9,694	8	59	-----	179	77	404	37	107	10,565	18.41	2.68
READLYN PUBLIC LIBRARY	B	13,549	-----	75	-----	473	1	363	85	843	15,389	19.91	1.21
REDFIELD PUBLIC LIBRARY	B	18,361	-----	47	-----	45	-----	107	-----	175	18,735	21.22	2.60
RICEVILLE PUBLIC LIBRARY	B	12,193	-----	55	1	688	2	511	19	172	13,641	16.49	2.93
RICHLAND PUBLIC LIBRARY	B	8,063	3	16	2	492	-----	320	-----	68	8,964	17.17	.80
ROCKFORD PUBLIC LIBRARY	B	8,478	-----	51	-----	114	-----	256	6	176	9,081	10.52	5.57
ROLFE PUBLIC LIBRARY	B	9,151	-----	34	1	125	-----	151	63	48	9,573	13.28	8.81
RUTHVEN PUBLIC LIBRARY	B	6,357	-----	30	-----	28	-----	52	-----	-----	6,467	9.15	2.41
SABULA PUBLIC LIBRARY	B	10,729	8	40	32	296	-----	157	5	6	11,273	15.88	3.87
SCHLESWIG PUBLIC LIBRARY	B	11,120	-----	7	29	93	-----	166	-----	25	11,440	13.44	.14
SCRANTON PUBLIC LIBRARY	B	11,595	-----	50	-----	432	-----	345	-----	-----	12,422	21.31	2.07
SEYMOUR PUBLIC LIBRARY	B	10,003	186	39	-----	106	-----	4	4	-----	10,342	11.90	------

Holdings

NAME	SZ CD	PRINT VOLUMES	GOV. DOC.	SERIALS PERIOD.	MICRO-FORMS	AUDIO	FILMS	VIDEO	COMP. SOFT.	OTHER	TOTAL	HOLDING PER CAP	PERCENT WITHDRAWN
SHELLSBURG PUBLIC LIBRARY	B	6,727	50	14	-----	28	-----	3	19	21	6,862	8.97	4.82
SIOUX RAPIDS PUBLIC LIBRARY	B	21,505	5	31	-----	-----	-----	8	-----	-----	21,549	28.32	1.02
SLOAN PUBLIC LIBRARY	B	5,524	14	30	-----	10	-----	60	-----	-----	5,638	6.01	.64
STANTON PUBLIC LIBRARY	B	8,979	8	49	-----	58	-----	39	-----	5	9,138	13.21	2.20
STANWOOD PUBLIC LIBRARY	B	7,734	-----	5	-----	26	-----	28	-----	-----	7,793	12.06	.58
STRATFORD PUBLIC LIBRARY	B	5,124	9	32	-----	28	-----	8	-----	51	5,252	7.35	4.03
SUTHERLAND PUBLIC LIBRARY	B	6,743	-----	41	-----	101	-----	169	-----	145	7,199	10.08	12.97
SWEA CITY PUBLIC LIBRARY	B	19,840	15	28	-----	194	6	182	6	30	20,301	32.02	.83
TABOR PUBLIC LIBRARY	B	7,337	7	11	-----	12	-----	26	-----	92	7,485	7.82	.89
TITONKA PUBLIC LIBRARY	B	9,123	-----	36	-----	133	2	28	-----	50	9,372	15.31	1.03
VAN HORNE PUBLIC LIBRARY	B	9,210	8	69	-----	129	3	297	8	287	10,011	14.40	1.92
VAN METER PUBLIC LIBRARY	B	7,793	-----	23	-----	59	-----	-----	-----	10	7,885	10.50	.29
VENTURA PUBLIC LIBRARY	B	8,383	15	49	-----	122	-----	-----	7	269	8,845	14.99	5.16
VICTOR PUBLIC LIBRARY	B	13,589	6	72	-----	118	-----	35	4	-----	13,824	14.31	2.79
WALL LAKE PUBLIC LIBRARY	B	10,953	-----	43	22	52	3	12	95	-----	11,180	12.78	8.32
WALNUT PUBLIC LIBRARY	B	7,820	-----	45	-----	122	-----	61	42	195	8,285	9.67	2.27
WELLSBURG PUBLIC LIBRARY	B	9,178	-----	29	47	155	-----	334	3	1,225	10,971	16.09	2.91
WEST BEND PUBLIC LIBRARY	B	10,387	76	81	-----	1,013	-----	563	35	633	12,788	14.84	9.82
WHAT CHEER PUBLIC LIBRARY	B	2,959	-----	12	12	-----	-----	-----	-----	-----	2,983	3.91	------
WHEATLAND PUBLIC LIBRARY	B	5,202	-----	3	39	30	-----	5	2	5	5,286	7.31	3.68
WHITING PUBLIC LIBRARY	B	12,310	123	85	-----	212	-----	295	15	94	13,134	19.23	4.87
WHITTEMORE PUBLIC LIBRARY	B	12,518	6	54	1	272	12	473	16	120	13,472	25.18	3.10
WINTHROP PUBLIC LIBRARY	B	8,567	-----	27	-----	3	-----	7	26	-----	8,630	11.63	5.69
WYOMING PUBLIC LIBRARY	B	11,009	-----	16	-----	121	-----	199	-----	19	11,364	17.24	2.30
ZEARING PUBLIC LIBRARY	B	5,865	-----	13	-----	325	-----	436	-----	704	7,343	11.96	8.33
ACKLEY PUBLIC LIBRARY	C	13,918	-----	48	-----	266	7	264	1	54	14,558	8.58	4.28
AKRON PUBLIC LIBRARY	C	18,766	-----	62	-----	144	-----	327	-----	66	19,365	13.36	4.39
ALLISON PUBLIC LIBRARY	C	13,895	198	73	32	175	-----	258	4	17	14,652	14.65	2.94
ALTA PUBLIC LIBRARY	C	10,625	-----	30	-----	14	-----	37	-----	-----	10,706	5.88	.02
ALTON PUBLIC LIBRARY	C	7,819	-----	83	-----	298	-----	-----	25	12	8,237	7.75	4.16
ANITA PUBLIC LIBRARY	C	9,002	42	46	-----	158	2	46	2	257	9,555	8.95	3.45
APLINGTON PUBLIC LIBRARY	C	15,185	-----	90	-----	420	33	9	-----	-----	15,737	15.22	3.36
ARMSTRONG PUBLIC LIBRARY	C	16,813	-----	36	1	410	-----	3	-----	72	17,335	16.91	.45
AVOCA PUBLIC LIBRARY	C	16,181	38	31	3	299	20	178	37	83	16,870	11.27	1.49
BEDFORD PUBLIC LIBRARY	C	21,128	-----	44	1	559	-----	4	-----	73	21,809	14.27	1.18
BELLEVUE PUBLIC LIBRARY	C	18,495	-----	81	123	474	38	794	52	967	21,024	9.39	3.86
BONDURANT PUBLIC LIBRARY	C	7,447	-----	24	-----	-----	-----	160	26	-----	7,657	4.83	7.24
BRITT PUBLIC LIBRARY	C	22,114	-----	43	-----	41	-----	58	14	-----	22,270	10.44	.01
BROOKLYN PUBLIC LIBRARY	C	7,790	-----	46	2	51	10	8	-----	95	8,002	5.56	2.64
BUFFALO CENTER PUBLIC LIBRARY	C	9,641	-----	35	1	88	1	82	30	62	9,940	9.20	2.17
CALMAR PUBLIC LIBRARY	C	9,830	13	61	-----	254	-----	87	19	59	10,323	10.06	------
CASCADE PUBLIC LIBRARY	C	16,117	25	26	-----	61	-----	64	-----	140	16,433	9.07	1.07
CENTER POINT PUBLIC LIBRARY	C	19,932	11	47	50	12	-----	611	-----	180	20,843	12.31	1.11
CENTRAL CITY PUBLIC LIBRARY	C	16,083	16	37	-----	38	-----	5	-----	64	16,243	15.28	.90
CLARKSVILLE PUBLIC LIBRARY	C	14,931	340	67	1	181	-----	139	-----	514	16,173	11.70	3.14
COLFAX PUBLIC LIBRARY	C	7,809	-----	30	-----	-----	-----	-----	24	-----	7,863	3.19	1.42

Holdings

NAME	SZ CD	PRINT VOLUMES	GOV. DOC.	SERIALS PERIOD.	MICRO-FORMS	AUDIO	FILMS	VIDEO	COMP. SOFT.	OTHER	TOTAL	HOLDING PER CAP	PERCENT WITHDRAWN
COLUMBUS JUNCTION PUBLIC LIB	C	12,208	-----	44	31	142	-----	90	-----	112	12,627	7.81	9.90
COON RAPIDS PUBLIC LIBRARY	C	19,000	-----	66	-----	288	-----	332	-----	108	19,794	15.64	5.16
CORNING PUBLIC LIBRARY	C	25,209	-----	93	17	285	-----	193	75	561	26,433	14.64	3.39
DALLAS CENTER PUBLIC LIBRARY	C	14,471	9	51	-----	265	2	122	3	345	15,268	10.50	.78
DE SOTO PUBLIC LIBRARY	C	8,482	-----	31	-----	138	-----	1	1	37	8,690	8.41	4.94
DENVER PUBLIC LIBRARY	C	22,174	-----	45	-----	77	9	279	5	101	22,690	14.18	------
DUNLAP PUBLIC LIBRARY	C	11,790	269	48	-----	218	-----	1	-----	26	12,352	9.87	1.24
DYSART PUBLIC LIBRARY	C	9,446	-----	90	-----	75	1	3	-----	111	9,726	7.91	20.33
EARLHAM PUBLIC LIBRARY	C	14,572	159	58	-----	73	-----	329	5	30	15,226	13.16	2.65
EDDYVILLE PUBLIC LIBRARY	C	8,107	-----	26	-----	193	-----	42	6	-----	8,374	8.29	.15
ELDON PUBLIC LIBRARY	C	10,891	-----	52	-----	----	-----	----	-----	-----	10,943	10.23	.47
ELKADER PUBLIC LIBRARY	C	12,554	-----	56	12	669	-----	123	54	212	13,680	9.06	1.21
FAIRBANK PUBLIC LIBRARY	C	12,686	12	25	-----	281	192	108	317	-----	13,621	13.38	1.12
FAYETTE PUBLIC LIBRARY	C	13,361	-----	43	-----	685	-----	263	56	163	14,571	11.06	9.60
FREDERICKSBURG PUBLIC LIBRARY	C	6,836	14	60	-----	354	8	214	48	119	7,653	7.57	4.01
GEORGE PUBLIC LIBRARY	C	8,856	-----	35	-----	281	-----	----	-----	11	9,183	8.61	.33
GOWRIE PUBLIC LIBRARY	C	8,843	-----	45	-----	292	-----	342	19	154	9,695	9.43	3.14
GREENE PUBLIC LIBRARY	C	18,211	-----	67	30	1,116	-----	257	25	146	19,852	17.38	2.60
GREENFIELD PUBLIC LIBRARY	C	17,063	2	117	35	286	-----	55	-----	42	17,600	8.49	.81
GRISWOLD PUBLIC LIBRARY	C	20,348	-----	1	-----	----	-----	----	-----	-----	20,349	19.40	4.38
GRUNDY CENTER PUBLIC LIBRARY	C	19,600	-----	112	1	351	-----	249	41	3,402	23,756	9.54	6.28
GUTHRIE CENTER PUBLIC LIBRARY	C	22,375	-----	85	86	2,114	-----	265	3	148	25,076	15.54	1.80
GUTTENBERG PUBLIC LIBRARY	C	14,315	22	53	-----	146	-----	83	35	10	14,664	6.50	1.90
HAWARDEN PUBLIC LIBRARY	C	19,153	-----	113	4	830	-----	291	22	47	20,460	8.39	8.95
HOLSTEIN PUBLIC LIBRARY	C	19,668	-----	79	-----	228	-----	262	25	427	20,689	14.28	3.67
HUDSON PUBLIC LIBRARY	C	22,763	-----	89	-----	186	-----	352	23	-----	23,413	11.49	2.30
HULL PUBLIC LIBRARY	C	17,055	15	57	-----	251	-----	256	-----	60	17,694	10.26	.31
HUXLEY PUBLIC LIBRARY	C	10,735	18	48	-----	223	-----	76	70	156	11,326	5.53	5.37
IDA GROVE PUBLIC LIBRARY	C	13,421	-----	129	328	467	-----	45	-----	23	14,413	6.11	3.98
JESUP PUBLIC LIBRARY	C	13,801	-----	45	38	148	-----	15	50	25	14,122	6.66	3.70
JEWELL PUBLIC LIBRARY	C	11,158	-----	42	-----	129	-----	102	7	48	11,486	10.39	3.85
KALONA PUBLIC LIBRARY	C	6,719	-----	40	-----	68	-----	41	24	-----	6,892	3.55	4.06
KEOSAUQUA PUBLIC LIBRARY	C	16,100	69	25	160	35	-----	69	-----	-----	16,458	16.14	14.06
KEOTA PUBLIC LIBRARY	C	13,549	120	68	1	183	-----	107	2	236	14,266	14.27	3.99
KINGSLEY PUBLIC LIBRARY	C	14,461	-----	48	-----	159	-----	128	-----	95	14,891	13.19	1.38
LA PORTE CITY PUBLIC LIBRARY	C	13,061	47	71	-----	168	-----	36	3	44	13,430	6.31	6.06
LAKE CITY PUBLIC LIBRARY	C	19,885	-----	70	-----	525	-----	111	18	307	20,916	11.36	.87
LAKE MILLS PUBLIC LIBRARY	C	18,353	-----	65	-----	2,591	-----	153	11	-----	21,173	9.88	2.63
LAKE VIEW PUBLIC LIBRARY	C	15,386	13	88	-----	647	8	368	27	14	16,551	12.70	6.68
LAMONI PUBLIC LIBRARY	C	20,433	-----	66	-----	702	-----	365	-----	493	22,059	9.51	4.68
LANSING PUBLIC LIBRARY	C	9,358	-----	32	-----	----	-----	138	2	65	9,595	9.53	.37
LAURENS PUBLIC LIBRARY	C	19,825	54	95	2	491	-----	396	71	41	20,975	13.53	2.90
LENOX PUBLIC LIBRARY	C	16,235	-----	36	-----	93	-----	20	25	30	16,439	12.62	1.58
LEON PUBLIC LIBRARY	C	13,037	-----	35	-----	271	-----	143	-----	757	14,243	6.96	5.56

Holdings

NAME	SZ CD	PRINT VOLUMES	GOV. DOC.	SERIALS PERIOD.	MICRO-FORMS	AUDIO	FILMS	VIDEO	COMP. SOFT.	OTHER	TOTAL	HOLDING PER CAP	PERCENT WITHDRAWN
LISBON PUBLIC LIBRARY	C	7,700	-----	21	-----	193	-----	283	-----	-----	8,197	5.65	.17
LOGAN PUBLIC LIBRARY	C	14,483	-----	61	-----	99	-----	69	2	54	14,768	10.54	4.27
MADRID PUBLIC LIBRARY	C	11,334	41	81	2	230	-----	200	7	79	11,974	5.00	4.95
MALVERN PUBLIC LIBRARY	C	24,849	4	76	-----	183	1	325	8	125	25,571	21.13	2.71
MANLY PUBLIC LIBRARY	C	19,715	-----	55	-----	155	-----	141	27	33	20,126	14.92	3.93
MANNING PUBLIC LIBRARY	C	3,823	-----	20	-----	17	-----	581	-----	78	4,519	3.05	.57
MANSON PUBLIC LIBRARY	C	17,266	-----	70	-----	101	-----	223	87	147	17,894	9.70	3.80
MAPLETON PUBLIC LIBRARY	C	15,405	-----	44	-----	181	-----	297	75	95	16,097	12.44	3.15
MARCUS PUBLIC LIBRARY	C	13,815	42	71	1	229	-----	118	4	71	14,351	12.26	4.83
MARENGO PUBLIC LIBRARY	C	15,117	7	83	2	230	-----	191	68	190	15,888	7.00	9.72
MECHANICSVILLE PUBLIC LIBRAR	C	9,643	-----	45	-----	187	-----	190	-----	68	10,133	10.01	6.12
MEDIAPOLIS PUBLIC LIBRARY		29,072	500	61	44	685	-----	117	-----	565	31,044	18.96	.12
MILFORD PUBLIC LIBRARY		15,800	-----	52	-----	81	-----	394	38	140	16,505	7.61	4.23
MITCHELLVILLE PUBLIC LIBRARY		13,911	-----	40	-----	209	-----	109	37	64	14,370	8.60	4.52
MONONA PUBLIC LIBRARY	C	16,866	396	44	-----	698	11	37	-----	-----	18,052	11.88	1.29
MONTEZUMA PUBLIC LIBRARY	C	15,455	-----	52	-----	89	-----	5	1	256	15,858	9.61	3.88
MOUNT AYR PUBLIC LIBRARY	C	11,094	-----	69	-----	31	-----	71	-----	9	11,274	6.28	14.68
NASHUA PUBLIC LIBRARY	C	20,110	-----	92	63	435	-----	284	19	120	21,123	14.31	.49
NEW LONDON PUBLIC LIBRARY	C	21,759	-----	58	-----	17	-----	672	47	148	22,701	11.81	2.77
NEW SHARON PUBLIC LIBRARY	C	13,036	12	2	-----	----	-----	----	-----	-----	13,050	11.49	.88
NEWELL PUBLIC LIBRARY	C	13,601	13	36	-----	69	-----	53	-----	8	13,780	12.65	.54
NORA SPRINGS PUBLIC LIBRARY	C	16,416	-----	51	-----	67	-----	242	1	-----	16,777	11.15	4.80
NORTHWOOD PUBLIC LIBRARY	C	20,273	-----	72	99	228	-----	9	11	52	20,744	10.69	6.16
OAKLAND PUBLIC LIBRARY	C	20,922	-----	53	4	384	53	144	-----	348	21,908	14.64	.73
ODEBOLT PUBLIC LIBRARY	C	12,558	-----	43	1	297	-----	64	143	39	13,145	11.35	5.45
OGDEN PUBLIC LIBRARY	C	10,749	-----	27	2	74	-----	148	-----	69	11,069	5.80	3.79
PANORA PUBLIC LIBRARY	C	12,863	6	77	1	629	-----	----	1	142	13,719	12.47	6.05
PARKERSBURG PUBLIC LIBRARY	C	13,303	-----	46	-----	----	-----	282	5	60	13,696	7.59	5.24
PAULLINA PUBLIC LIBRARY	C	18,184	-----	42	1	47	-----	315	30	26	18,645	16.44	5.51
PLEASANTVILLE PUBLIC LIBRARY	C	13,050	-----	83	-----	252	-----	174	-----	61	13,620	8.87	1.68
POCAHONTAS PUBLIC LIBRARY	C	16,741	-----	104	-----	789	-----	214	67	224	18,139	8.70	.97
POLK CITY PUBLIC LIBRARY	C	8,084	-----	42	-----	193	-----	69	-----	27	8,415	4.41	3.99
POSTVILLE PUBLIC LIBRARY	C	9,765	-----	53	3	----	-----	440	-----	85	10,346	7.03	3.83
PRESTON PUBLIC LIBRARY	C	10,614	-----	55	-----	142	10	138	23	1,942	12,924	12.61	1.81
REINBECK PUBLIC LIBRARY	C	14,811	29	68	-----	383	-----	251	3	422	15,967	9.95	8.34
REMSEN PUBLIC LIBRARY	C	19,593	-----	111	14	518	-----	539	28	375	21,178	14.00	2.95
ROCKWELL CITY PUBLIC LIBRARY	C	15,206	-----	67	-----	78	-----	486	54	-----	15,891	8.02	3.46
ROCKWELL PUBLIC LIBRARY	C	10,367	3	56	-----	100	-----	3	7	626	11,162	11.07	4.92
ROLAND PUBLIC LIBRARY	C	9,167	-----	43	-----	93	-----	406	-----	-----	9,709	9.38	1.96
SAC CITY PUBLIC LIBRARY	C	22,844	-----	88	2	846	31	4	3	2,743	26,561	10.66	2.64
SAINT ANSGAR PUBLIC LIBRARY	C	11,974	-----	44	-----	125	-----	547	14	151	12,855	12.09	6.26
SANBORN PUBLIC LIBRARY	C	8,994	-----	76	111	90	-----	19	-----	-----	9,290	6.91	11.82
SHEFFIELD PUBLIC LIBRARY	C	13,028	-----	51	-----	342	4	747	10	112	14,294	12.18	4.13
SHELL ROCK PUBLIC LIBRARY	C	9,113	4	63	-----	405	-----	268	7	241	10,101	7.29	15.52
SIDNEY PUBLIC LIBRARY	C	7,550	12	14	-----	----	-----	----	-----	-----	7,576	6.05	1.37

Holdings

NAME	SZ CD	PRINT VOLUMES	GOV. DOC.	SERIALS PERIOD.	MICRO-FORMS	AUDIO	FILMS	VIDEO	COMP. SOFT.	OTHER	TOTAL	HOLDING PER CAP	PERCENT WITHDRAWN
SIGOURNEY PUBLIC LIBRARY	C	14,325	-----	43	-----	----	-----	42	-----	-----	14,410	6.83	1.76
SLATER PUBLIC LIBRARY	C	11,514	-----	49	-----	163	-----	----	-----	9	11,735	9.25	3.98
SOLON PUBLIC LIBRARY	C	10,960	22	11	-----	----	-----	20	-----	-----	11,013	10.49	.75
SPRINGVILLE PUBLIC LIBRARY	C	10,162	-----	25	-----	348	-----	161	10	-----	10,706	10.02	1.52
STATE CENTER PUBLIC LIBRARY	C	14,367	72	89	-----	384	-----	759	89	478	16,238	13.01	3.43
STRAWBERRY POINT PUBLIC LIB	C	13,469	-----	55	-----	563	-----	138	50	-----	14,275	10.52	1.41
STUART PUBLIC LIBRARY	C	18,751	2,300	60	1	234	-----	25	-----	195	21,566	14.17	2.00
SUMNER PUBLIC LIBRARY	C	23,857	-----	69	51	395	1	249	-----	-----	24,622	11.85	6.55
TOLEDO PUBLIC LIBRARY	C	17,179	-----	104	-----	163	-----	147	3	723	18,319	7.70	3.81
TRAER PUBLIC LIBRARY	C	13,411	-----	98	-----	192	-----	186	2	337	14,226	9.17	8.67
TRIPOLI PUBLIC LIBRARY	C	11,557	-----	67	-----	276	-----	646	3	115	12,664	10.66	6.94
VILLISCA PUBLIC LIBRARY	C	13,964	15	47	-----	292	-----	41	-----	87	14,446	10.85	.80
WAPELLO PUBLIC LIBRARY	C	21,572	-----	42	-----	171	-----	226	-----	-----	22,011	10.93	3.63
WELLMAN PUBLIC LIBRARY	C	12,256	11	27	39	59	-----	102	3	80	12,577	11.59	1.83
WEST BRANCH PUBLIC LIBRARY	C	22,190	-----	49	-----	600	-----	877	-----	559	24,275	12.72	7.54
WEST POINT PUBLIC LIBRARY	C	10,268	-----	67	-----	114	14	318	3	155	10,939	10.14	3.02
WEST UNION PUBLIC LIBRARY	C	29,544	-----	45	-----	75	-----	365	-----	-----	30,029	12.06	1.56
WILLIAMSBURG PUBLIC LIBRARY	C	25,026	-----	-----	-----	935	-----	513	4	268	26,746	12.30	.80
WINFIELD PUBLIC LIBRARY	C	17,339	52	68	-----	715	-----	14	-----	63	18,251	17.37	1.68
WOODBINE PUBLIC LIBRARY	C	19,442	-----	53	1	916	-----	255	123	-----	20,790	13.86	4.92
WOODWARD PUBLIC LIBRARY	C	12,385	-----	56	-----	353	-----	122	54	376	13,346	11.15	3.01
ADEL PUBLIC LIBRARY	D	18,823	-----	55	-----	351	-----	139	-----	-----	19,368	5.86	6.95
ALBIA PUBLIC LIBRARY	D	36,554	-----	80	442	1,218	50	1,155	5	366	39,870	10.30	4.35
AUDUBON PUBLIC LIBRARY	D	23,509	-----	134	2	713	-----	716	-----	274	25,348	10.04	1.14
BELLE PLAINE PUBLIC LIBRARY	D	16,214	56	75	16	434	-----	569	57	821	18,242	6.44	2.33
BELMOND PUBLIC LIBRARY	D	17,040	-----	77	-----	247	15	211	15	157	17,762	7.10	17.42
BLOOMFIELD PUBLIC LIBRARY	D	18,156	-----	79	53	539	-----	146	8	-----	18,981	7.36	1.78
CAMANCHE PUBLIC LIBRARY	D	26,536	-----	164	-----	1,003	-----	45	-----	724	28,472	6.42	6.25
CARLISLE PUBLIC LIBRARY	D	29,180	90	59	62	441	6	67	-----	181	30,086	9.28	1.15
CARTER LAKE PUBLIC LIBRARY	D	13,598	-----	11	-----	416	-----	130	3	239	14,397	4.50	4.82
CHARITON PUBLIC LIBRARY	D	27,094	-----	97	-----	3,633	102	444	4	1,285	32,659	7.08	.82
CLARION PUBLIC LIBRARY	D	15,906	-----	53	-----	715	14	263	14	64	17,029	6.30	6.68
CRESCO PUBLIC LIBRARY	D	27,546	-----	84	-----	560	3	1,049	27	1,887	31,156	8.49	.11
DE WITT PUBLIC LIBRARY	D	21,246	-----	112	105	1,072	-----	187	-----	-----	22,722	5.03	5.85
DYERSVILLE PUBLIC LIBRARY	D	25,098	-----	124	-----	244	-----	243	81	810	26,600	7.18	6.90
EAGLE GROVE PUBLIC LIBRARY	D	20,269	-----	91	3	227	7	302	12	467	21,378	5.82	11.53
ELDORA PUBLIC LIBRARY	D	25,443	-----	95	2	438	-----	355	14	141	26,488	8.72	.55
EMMETSBURG PUBLIC LIBRARY	D	23,490	-----	135	-----	688	-----	224	3	-----	24,540	6.23	6.36
EVANSDALE PUBLIC LIBRARY	D	7,605	-----	4	-----	----	-----	115	2	-----	7,726	1.67	10.53
FOREST CITY PUBLIC LIBRARY	D	27,173	-----	77	-----	242	-----	----	11	117	27,620	6.23	.77
GARNER PUBLIC LIBRARY	D	22,567	-----	111	-----	608	-----	478	11	460	24,235	8.31	3.33
GLENWOOD PUBLIC LIBRARY	D	26,597	-----	108	132	750	-----	511	37	648	28,783	6.30	8.72
GRIMES PUBLIC LIBRARY	D	11,653	-----	41	-----	153	-----	268	6	90	12,211	4.60	22.59
HAMPTON PUBLIC LIBRARY	D	32,718	-----	122	-----	1,074	-----	403	26	282	34,625	8.38	3.13
HIAWATHA PUBLIC LIBRARY	D	19,317	-----	89	-----	406	-----	350	30	469	20,661	4.14	3.88

Holdings

NAME	SZ CD	PRINT VOLUMES	GOV. DOC.	SERIALS PERIOD.	MICRO-FORMS	AUDIO	FILMS	VIDEO	COMP. SOFT.	OTHER	TOTAL	HOLDING PER CAP	PERCENT WITHDRAWN
HUMBOLDT PUBLIC LIBRARY	D	22,637	-----	91	-----	1,178	-----	355	-----	92	24,353	5.49	2.70
JEFFERSON PUBLIC LIBRARY	D	31,285	36	110	-----	1,706	51	489	25	420	34,122	7.95	8.28
JOHNSTON PUBLIC LIBRARY	D	18,938	-----	85	-----	1,950	-----	387	-----	61	21,421	4.56	1.07
MISSOURI VALLEY PUBLIC LIBRA	D	23,282	-----	81	-----	143	-----	66	-----	-----	23,572	8.16	4.28
MONTICELLO PUBLIC LIBRARY	D	19,113	-----	77	-----	200	-----	87	3	100	19,580	5.56	2.79
NEW HAMPTON PUBLIC LIBRARY	D	21,200	11	68	-----	144	-----	257	12	518	22,210	6.07	3.14
NORTH LIBERTY PUBLIC LIBRARY	D	22,598	244	69	-----	154	-----	771	-----	-----	23,836	8.15	6.05
ONAWA PUBLIC LIBRARY	D	25,277	622	112	-----	537	-----	173	19	3,624	30,364	10.34	1.42
ORANGE CITY PUBLIC LIBRARY	D	33,687	-----	146	-----	2,385	1	719	296	2,154	39,388	7.97	4.31
OSAGE PUBLIC LIBRARY	D	33,970	-----	92	-----	1,280	-----	723	85	377	36,527	10.62	.58
OSCEOLA PUBLIC LIBRARY	D	18,326	-----	86	-----	328	-----	362	-----	627	19,729	4.74	6.94
PLEASANT HILL PUBLIC LIBRARY	D	15,481	47	88	-----	807	-----	368	9	126	16,926	4.61	4.03
ROCK RAPIDS PUBLIC LIBRARY	D	30,405	-----	82	10	1,056	-----	179	78	434	32,244	12.40	.03
ROCK VALLEY PUBLIC LIBRARY	D	20,746	-----	78	-----	1,164	-----	463	78	417	22,946	9.03	7.27
SHELDON PUBLIC LIBRARY	D	23,666	56	123	119	847	1	385	109	5,606	30,912	6.26	4.02
SIBLEY PUBLIC LIBRARY	D	17,517	-----	86	11	408	-----	224	-----	266	18,512	6.58	3.70
SPIRIT LAKE PUBLIC LIBRARY	D	21,766	-----	106	2	957	8	268	13	441	23,561	6.09	10.77
STORY CITY PUBLIC LIBRARY	D	24,698	-----	48	-----	395	-----	182	2	495	25,820	8.73	6.09
TAMA PUBLIC LIBRARY	D	20,136	-----	93	-----	82	-----	475	63	424	21,273	7.89	13.36
TIPTON PUBLIC LIBRARY	D	27,050	-----	67	10	175	-----	104	2	-----	27,408	9.14	3.65
WAUKEE PUBLIC LIBRARY	D	8,716	57	36	-----	233	-----	323	20	4	9,389	3.74	9.38
WAUKON PUBLIC LIBRARY	D	25,868	285	139	-----	727	-----	300	50	402	27,771	6.91	7.84
WEST LIBERTY PUBLIC LIBRARY	D	29,159	8	62	46	703	182	95	9	1,037	31,301	10.66	1.91
WILTON PUBLIC LIBRARY	D	16,233	-----	63	-----	520	1	96	-----	59	16,972	6.59	5.43
WINTERSET PUBLIC LIBRARY	D	32,305	-----	112	5	924	-----	701	14	528	34,589	8.24	4.10
ALGONA PUBLIC LIBRARY	E	39,728	100	147	148	992	1	606	38	500	42,260	7.03	5.34
ALTOONA PUBLIC LIBRARY	E	22,539	-----	93	1	520	-----	343	33	134	23,663	3.29	3.46
ANAMOSA PUBLIC LIBRARY	E	16,960	-----	64	-----	137	-----	----	-----	16	17,177	3.37	5.06
ATLANTIC PUBLIC LIBRARY	E	39,245	-----	203	-----	1,113	-----	307	43	131	41,042	5.52	1.84
CARROLL PUBLIC LIBRARY	E	78,947	-----	237	-----	----	-----	----	-----	-----	79,184	8.27	3.54
CENTERVILLE PUBLIC LIBRARY	E	27,043	-----	141	-----	270	-----	289	-----	1,017	28,760	4.85	3.22
CHARLES CITY PUBLIC LIBRARY	E	40,401	525	144	-----	885	1	258	15	196	42,425	5.39	.06
CHEROKEE PUBLIC LIBRARY	E	23,625	36	86	6	713	33	262	54	830	25,645	4.26	3.67
CLARINDA PUBLIC LIBRARY	E	43,158	-----	96	14	5,565	-----	192	40	94	49,159	9.63	1.55
CLEAR LAKE PUBLIC LIBRARY	E	43,945	-----	140	-----	535	221	568	32	44	45,485	5.56	5.11
CRESTON PUBLIC LIBRARY	E	22,885	-----	120	31	671	-----	268	4	344	24,323	3.07	15.73
DECORAH PUBLIC LIBRARY	E	37,821	-----	181	-----	886	-----	456	-----	93	39,437	4.89	3.22
DENISON PUBLIC LIBRARY	E	43,666	11	171	-----	1,437	-----	352	9	585	46,231	7.00	2.86
ESTHERVILLE PUBLIC LIBRARY	E	48,988	-----	101	280	3,310	76	161	17	44	52,977	7.88	.93
FAIRFIELD PUBLIC LIBRARY	E	68,433	-----	195	-----	3,439	26	1,054	100	125	73,372	7.51	3.42
GRINNELL PUBLIC LIBRARY	E	46,664	133	193	-----	1,491	-----	456	-----	604	49,541	5.57	5.55
HARLAN PUBLIC LIBRARY	E	32,462	218	125	-----	1,620	-----	688	28	2,003	37,144	7.22	2.73
INDEPENDENCE PUBLIC LIBRARY	E	21,606	-----	102	-----	154	-----	137	37	-----	22,036	3.69	17.85
IOWA FALLS PUBLIC LIBRARY	E	48,289	-----	120	6	1,166	-----	392	59	34	50,066	9.23	2.59
KNOXVILLE PUBLIC LIBRARY	E	35,574	-----	138	-----	575	-----	500	9	298	37,094	4.51	11.44

Holdings

NAME	SZ CD	PRINT VOLUMES	GOV. DOC.	SERIALS PERIOD.	MICRO-FORMS	AUDIO	FILMS	VIDEO	COMP. SOFT.	OTHER	TOTAL	HOLDING PER CAP	PERCENT WITHDRAWN
LE MARS PUBLIC LIBRARY	E	34,700	-----	136	-----	1,014	-----	385	-----	-----	36,235	4.29	11.58
MANCHESTER PUBLIC LIBRARY	E	26,942	-----	80	-----	674	-----	1	42	180	27,919	5.43	5.31
MAQUOKETA PUBLIC LIBRARY	E	30,409	-----	91	19	412	-----	187	78	297	31,493	5.15	3.91
MOUNT PLEASANT PUBLIC LIBRAR	E	44,496	1	137	-----	691	-----	453	3	1,201	46,982	5.85	3.26
NEVADA PUBLIC LIBRARY	E	38,531	-----	142	202	888	-----	87	33	407	40,290	6.70	2.64
NORWALK PUBLIC LIBRARY	E	20,423	-----	66	-----	668	-----	173	70	427	21,827	3.81	4.18
OELWEIN PUBLIC LIBRARY	E	43,182	131	138	107	725	-----	525	26	881	45,715	7.04	2.50
PELLA PUBLIC LIBRARY	E	47,019	-----	218	-----	1,773	2	666	40	261	49,979	5.39	6.08
PERRY PUBLIC LIBRARY	E	32,537	-----	114	-----	1,381	-----	574	50	173	34,829	5.24	4.58
RED OAK PUBLIC LIBRARY	E	41,922	29	175	10	1,185	23	199	7	165	43,715	6.98	2.08
SHENANDOAH PUBLIC LIBRARY	E	45,450	312	128	1	1,221	4	545	111	2,181	49,953	8.97	4.98
SIOUX CENTER PUBLIC LIBRARY	E	28,458	138	137	77	1,048	20	435	7	475	30,795	6.07	1.34
STORM LAKE PUBLIC LIBRARY	E	37,698	-----	98	-----	733	-----	488	29	367	39,413	4.49	8.83
VINTON PUBLIC LIBRARY	E	17,810	28	89	-----	621	-----	173	7	262	18,990	3.72	8.66
WASHINGTON PUBLIC LIBRARY	E	39,042	-----	226	11	503	-----	163	153	187	40,285	5.69	2.25
WAVERLY PUBLIC LIBRARY	E	47,038	30	168	13	369	34	602	28	171	48,453	5.67	5.16
WEBSTER CITY PUBLIC LIBRARY	E	50,599	-----	127	20	2,076	6	624	74	716	54,242	6.87	3.06
ANKENY PUBLIC LIBRARY	F	57,947	80	220	-----	2,571	-----	659	48	2,912	64,437	3.49	3.90
BOONE PUBLIC LIBRARY	F	59,002	-----	161	-----	4,688	325	1,076	-----	906	66,158	5.34	2.15
CORALVILLE PUBLIC LIBRARY	F	56,159	-----	157	-----	2,069	29	818	6	838	60,076	5.81	11.03
FORT MADISON PUBLIC LIBRARY	F	68,134	-----	412	73	2,144	260	476	157	6,598	78,254	6.74	4.46
INDIANOLA PUBLIC LIBRARY	F	38,473	-----	181	-----	1,498	36	561	3	9	40,761	3.59	3.66
KEOKUK PUBLIC LIBRARY	F	83,319	50	211	45	1,007	6	881	79	101	85,699	6.88	9.93
MARION PUBLIC LIBRARY	F	74,153	212	155	3	2,215	-----	1,068	-----	436	78,242	3.83	5.01
MUSCATINE PUBLIC LIBRARY	F	138,859	-----	441	-----	6,641	169	1,297	12	147	147,566	6.45	3.70
NEWTON PUBLIC LIBRARY	F	59,755	-----	200	-----	1,513	-----	656	5	790	62,919	4.25	28.53
OSKALOOSA PUBLIC LIBRARY	F	51,466	-----	155	12	2,091	-----	497	26	130	54,377	5.11	1.82
OTTUMWA PUBLIC LIBRARY	F	75,045	-----	201	-----	2,156	73	671	28	873	79,047	3.23	2.87
SPENCER PUBLIC LIBRARY	F	48,431	125	223	7	3,744	98	126	339	5,771	58,864	5.32	4.33
URBANDALE PUBLIC LIBRARY	F	72,036	-----	181	-----	4,098	2	1,563	-----	377	78,257	3.33	11.23
AMES PUBLIC LIBRARY	G	152,740	-----	479	-----	12,329	-----	2,280	159	707	168,694	3.57	2.08
BETTENDORF PUBLIC LIBRARY	G	99,644	-----	322	-----	6,197	-----	1,163	-----	3,289	110,615	3.93	3.82
BURLINGTON PUBLIC LIBRARY	G	78,656	-----	326	88	2,050	-----	1,237	3	5,888	88,248	3.24	7.14
CEDAR FALLS PUBLIC LIBRARY	G	90,587	-----	324	-----	5,857	458	1,065	18	83	98,392	2.87	7.54
CLINTON PUBLIC LIBRARY	G	110,153	-----	341	-----	3,361	-----	64	7	18,690	132,616	4.54	14.69
FORT DODGE PUBLIC LIBRARY	G	63,072	500	228	719	749	-----	762	6	144	66,180	2.56	12.61
MARSHALLTOWN PUBLIC LIBRARY	G	87,280	-----	258	-----	4,183	52	660	28	197	92,658	3.68	2.04
MASON CITY PUBLIC LIBRARY	G	88,289	-----	343	-----	1,261	-----	738	12	-----	90,643	3.12	------
WEST DES MOINES PUBLIC LIBRARY	G	79,649	-----	377	-----	1,400	-----	573	-----	3,594	85,593	2.70	10.68
CEDAR RAPIDS PUBLIC LIBRARY	H	304,973	6,616	494	16	19,585	210	5,715	81	1,372	339,062	3.12	7.03
COUNCIL BLUFFS PUBLIC LIBRARY	H	164,274	57,587	296	-----	4,949	45	805	-----	1,453	229,409	4.22	17.38
DAVENPORT PUBLIC LIBRARY	H	228,916	-----	796	290	11,714	-----	1,820	29	203	243,768	2.56	4.67
DES MOINES PUBLIC LIBRARY	H	542,670	93,845	798	218	24,319	46	8,807	261	372	671,336	3.48	2.57
DUBUQUE PUBLIC LIBRARY	H	171,109	54,588	466	-----	2,622	-----	737	-----	476	229,998	4.00	2.15

Holdings

NAME	SZ CD	PRINT VOLUMES	GOV. DOC.	SERIALS PERIOD.	MICRO-FORMS	AUDIO	FILMS	VIDEO	COMP. SOFT.	OTHER	TOTAL	HOLDING PER CAP	PERCENT WITHDRAWN
IOWA CITY PUBLIC LIBRARY	H	165,763	-----	576	-----	14,399	32	7,545	10	809	189,134	3.17	10.07
SIOUX CITY PUBLIC LIBRARY	H	181,590	109,741	542	15	3,612	111	1,135	55	1,753	298,554	3.71	8.48
WATERLOO PUBLIC LIBRARY	H	172,914	-----	633	-----	4,636	-----	1,892	100	51	180,226	2.71	7.68
DUBUQUE COUNTY LIBRARY	I	41,904	-----	73	-----	508	-----	----	45	-----	42,530	2.35	1.36
SCOTT COUNTY LIBRARY	I	114,743	-----	632	-----	6,114	-----	2,081	24	-----	123,594	4.49	3.83
WOODBURY COUNTY LIBRARY	I	54,353	-----	53	-----	90	-----	----	-----	-----	54,496	4.70	.91

REPORT OF HOLDINGS - STATE TOTAL

SIZE GROUP	NO. TOT	LIB RPT	PRINT VOLUMES	GOV. DOCS.	SERIALS PERIODIC.	MICRO-FORMS	AUDIO TITLES	FILM TITLES	VIDEO TITLES	COMP. SOFT.	OTHER HOLD.	TOTAL HOLD.	HOLD. PER CAP	PERCENT WITHDRAWN
A- 0 - 499	140	121	875,486	3,342	3,190	66	10,750	178	16,939	1,519	6,785	918,255	23.23	4.66
B- 500 - 999	131	128	1,298,423	2,899	4,789	12,155	19,876	174	20,352	1,466	15,661	1,375,795	14.85	4.20
C- 1,000 - 2,499	137	131	1,942,636	5,047	7,370	1,401	37,816	456	25,034	2,478	24,861	2,047,099	10.20	3.61
D- 2,500 - 4,999	50	49	1,117,391	1,512	4,277	1,020	35,175	441	16,922	1,253	27,694	1,205,685	6.93	4.88
E- 5,000 - 9,999	37	37	1,408,235	1,692	5,067	946	41,461	447	13,569	1,276	15,443	1,488,136	5.78	4.48
F- 10,000 - 24,999	13	13	882,779	467	2,898	140	36,435	998	10,349	703	19,888	954,657	4.67	7.36
G- 25,000 - 49,999	9	9	850,070	500	2,998	807	37,387	510	8,542	233	32,592	933,639	3.36	6.68
H- OVER - 50,000	8	8	1,932,209	322,377	4,601	539	85,836	444	28,456	536	6,489	2,381,487	3.33	6.73
I-COUNTY LIBRARIES	4	3	211,000	-----	758	----	6,712	----	2,081	69	-----	220,620	3.86	2.61
STATE TOTAL	529	499	10,518,229	337,836	35,948	17,074	311,448	3,648	142,244	9,533	149,413	11,525,373	5.71	5.20

REPORT OF HOLDINGS - STATE AVERAGE

SIZE GROUP	NO. TOT	LIB RPT	PRINT VOLUMES	GOV. DOCS.	SERIALS PERIODIC.	MICRO-FORMS	AUDIO TITLES	FILM TITLES	VIDEO TITLES	COMP. SOFT.	OTHER HOLD.	TOTAL HOLD.	HOLD. PER CAP	PERCENT WITHDRAWN
A- 0 - 499	140	121	7,235	28	26	1	89	1	140	13	56	7,589	23.23	4.66
B- 500 - 999	131	128	10,144	23	37	95	155	1	159	11	122	10,748	14.85	4.20
C- 1,000 - 2,499	137	131	14,829	39	56	11	289	3	191	19	190	15,627	10.20	3.61
D- 2,500 - 4,999	50	49	22,804	31	87	21	718	9	345	26	565	24,606	6.93	4.88
E- 5,000 - 9,999	37	37	38,060	46	137	26	1,121	12	367	34	417	40,220	5.78	4.48
F- 10,000 - 24,999	13	13	67,906	36	223	11	2,803	77	796	54	1,530	73,435	4.67	7.36
G- 25,000 - 49,999	9	9	94,452	56	333	90	4,154	57	949	26	3,621	103,738	3.36	6.68
H- OVER - 50,000	8	8	241,526	40,297	575	67	10,730	56	3,557	67	811	297,686	3.33	6.73
I-COUNTY LIBRARIES	4	3	70,333	-----	253	----	2,237	----	694	23	-----	73,540	3.86	2.61
STATE AVERAGE	529	499	21,079	677	72	34	624	7	285	19	299	23,097	5.71	5.20

Iowa Public Library Statistics, 1992-93

CIRCULATION

* **Circulation, By Library**

* **Tables**

The library by library listings which follow are in alphabetical order by Size Code.
Use the Table of Cities and Size Codes in the introduction to locate a library.

Circulation

NAME	REG	SZ CD	ADULT BOOKS	JUVENILE BOOKS	FILMS	VIDEO	AUDIO	PERIOD.	OTHER	TOTAL CIRC.	TURN-OVER OF COLL.	CIRC. PER CAP.	ILL'S LOANED
ALEXANDER PUBLIC LIBRARY	NC	A	3,053	1,393	-	1,911	101	1,749	765	8,972	1.05	52.78	112
ALTA VISTA PUBLIC LIBRARY	NE	A	5,200	7,350	8	5	5	50	25	12,643	1.88	51.39	30
ARCHER PUBLIC LIBRARARY	NW	A	921	3,559	-	328	50	148	-	5,006	.90	38.21	-
ARLINGTON PUBLIC LIBRARY	NE	A	3,821	4,729	4	800	502	787	10	10,653	1.75	22.91	4
ARTHUR PUBLIC LIBRARY	NW	A	570	442	-	145	58	455	-	1,670	.46	6.14	-
ASHTON PUBLIC LIBRARY	NW	A	3,734	5,258	-	950	221	2,232	194	12,589	1.41	27.25	-
AUBURN PUBLIC LIBRARY	NW	A	1,224	892	-	100	15	400	20	2,651	.29	9.37	-
AURORA PUBLIC LIBRARY	NE	A	334	1,382	2	-	-	-	-	1,718	1.76	6.93	-
BAGLEY PUBLIC LIBRARY	SW	A	2,293	1,611	-	183	74	92	-	4,253	.65	14.04	69
BEAMAN PUBLIC LIBRARY	NE	A	2,574	3,953	-	4,782	139	1,626	611	13,685	1.92	74.78	9
BENNETT PUBLIC LIBRARY	EC	A	596	3,749	-	2,394	77	11	42	6,869	1.35	17.39	-
BIRMINGHAM PUBLIC LIBRARY	SE	A	1,073	435	-	5	20	220	-	1,753	.30	4.54	3
BLAKESBURG PUBLIC LIBRARY	SE	A	1,838	875	-	667	-	25	78	3,483	.65	10.46	5
BODE PUBLIC LIBRARY	NC	A	12,039	15,054	-	1,012	-	4,375	-	32,480	6.53	96.96	7
BONAPARTE PUBLIC LIBRARY	SE	A	4,366	610	-	-	-	-	50	5,026	.44	10.81	-
BUSSEY PUBLIC LIBRARY	CE	A	2,199	2,895	-	294	38	56	-	5,482	.58	11.10	-
CALAMUS PUBLIC LIBRARY	EC	A	466	1,454	-	55	-	-	-	1,975	-	-	-
CALLENDER PUBLIC LIBRARY	NC	A	1,983	3,591	2	2,209	228	892	38	8,943	1.09	23.29	56
CANTRIL PUBLIC LIBRARY	SE	A	790	865	1	-	21	60	20	1,757	.44	6.71	-
CASEY PUBLIC LIBRARY	SW	A	2,526	2,852	2	664	52	740	286	7,122	.67	16.15	20
CHARTER OAK PUBLIC LIBRARY	NW	A	7,383	1,016	-	465	7	-	-	8,871	1.31	17.85	-
CHELSEA PUBLIC LIBRARY	EC	A	2,292	6,522	-	933	433	461	83	10,724	1.51	31.92	24
CHURDAN PUBLIC LIBRARY	CE	A	5,062	13,920	-	3,655	597	1,450	332	25,016	2.04	59.14	4
CLARE PUBLIC LIBRARY	NC	A	1,028	2,855	-	3,299	212	475	167	8,036	1.10	49.91	24
CLEARFIELD PUBLIC LIBRARY	SW	A	1,799	1,386	-	-	-	-	-	3,185	.76	7.64	-
CLEGHORN PUBLIC LIBRARY	NW	A	2,551	5,428	-	926	54	580	307	9,846	.75	35.80	52
CLUTIER PUBLIC LIBRARY	EC	A	318	1,185	-	510	-	54	39	2,106	.78	8.46	-
COLESBURG PUBLIC LIBRARY	NE	A	2,098	2,670	-	248	209	390	-	5,615	.54	12.79	8
COLLINS PUBLIC LIBRARY	CE	A	2,056	1,823	-	1,194	62	846	16	5,997	.75	13.18	3
CORWITH PUBLIC LIBRARY	NC	A	4,504	3,429	-	3	-	989	-	8,925	1.18	25.21	30
COULTER PUBLIC LIBRARY	NC	A	2,584	3,262	-	5,474	-	760	37	12,117	1.46	48.08	9
CUMBERLAND PUBLIC LIBRARY	SW	A	2,432	1,359	-	1,083	53	405	103	5,435	.81	18.42	14
DELHI PUBLIC LIBRARY	NE	A	1,737	3,244	-	1,246	213	468	-	6,908	1.07	14.24	19
DOON PUBLIC LIBRARY	NW	A	2,295	2,635	-	1,045	20	-	-	5,995	22.04	12.59	-
DUNCOMBE PUBLIC LIBRARY	NC	A	2,472	2,780	-	4,662	16	1,348	2,344	13,622	2.04	27.91	31
ELLIOTT PUBLIC LIBRARY	SW	A	2,767	3,359	-	345	-	962	53	7,486	.65	18.76	16
ELLSWORTH PUBLIC LIBRARY	NC	A	1,237	2,172	-	328	143	929	14	4,823	.76	10.69	379
EMERSON PUBLIC LIBRARY	SW	A	1,933	2,898	-	671	33	844	21	6,400	.89	13.45	7
FARMERSBURG PUBLIC LIBRARY	NE	A	969	1,453	-	190	-	62	-	2,674	.35	9.19	-
FENTON PUBLIC LIBRARY	NC	A	2,377	5,552	-	7,080	347	2,048	1,691	19,095	2.44	55.19	107
FERTILE PUBLIC LIBRARY	NC	A	3,471	3,653	-	1,673	75	1,323	3	10,198	1.37	26.70	63
FORT ATKINSON PUBLIC LIBRARY	NE	A	1,024	2,924	-	781	-	624	-	5,353	.68	14.59	-
GALVA PUBLIC LIBRARY	NW	A	1,848	1,503	-	285	75	975	415	5,533	.80	13.90	-
GARRISON PUBLIC LIBRARY	EC	A	1,653	3,484	-	2,884	110	606	117	8,854	1.59	27.67	-
GRAFTON PUBLIC LIBRARY	NC	A	1,492	3,602	-	4,808	722	832	741	12,197	1.03	43.25	81

Circulation

NAME	REG	SZ CD	ADULT BOOKS	JUVENILE BOOKS	FILMS	VIDEO	AUDIO	PERIOD.	OTHER	TOTAL CIRC.	TURN-OVER OF COLL.	CIRC. PER CAP.	ILL'S LOANED
HANLONTOWN PUBLIC LIBRARY	NC	A	1,325	1,157	-	241	25	736	10	3,494	.51	18.10	31
HARCOURT PUBLIC LIBRARY	NC	A	1,632	1,992	-	2,306	168	1,435	11	7,544	.90	24.65	5
HARPERS FERRY PUBLIC LIBRARY	NE	A	2,805	3,141	-	429	65	488	165	7,093	1.28	24.98	-
HAVELOCK PUBLIC LIBRARY	NW	A	476	1,171	-	-	-	687	-	2,334	.26	10.76	-
HAWKEYE PUBLIC LIBRA	NE	A	2,641	875	-	425	81	684	168	4,874	.52	10.60	3
HILLSBORO PUBLIC LIBRARY	SE	A	661	1,094	-	-	-	110	20	1,885	.46	12.48	-
IONIA PUBLIC LIBRARY	NE	A	2,911	2,350	-	12	-	287	17	5,577	.88	18.35	42
JAMAICA PUBLIC LIBRARY	SW	A	1,989	1,247	62	159	-	233	143	3,833	.62	16.52	50
JOICE PUBLIC LIBRARY	NC	A	1,310	1,057	-	403	8	556	27	3,361	.48	13.72	16
KENSETT PUBLIC LIBRARY	NC	A	4,493	2,678	-	1,916	84	2,697	-	11,868	1.63	39.83	23
KIMBALLTON PUBLIC LIBRARY	SW	A	2,450	1,500	-	-	-	1,550	-	5,500	.85	19.03	3
LACONA PUBLIC LIBRARY	CE	A	1,321	2,437	-	2,786	7	325	-	6,876	.75	19.26	-
LAKOTA PUBLIC LIBRARY	NC	A	2,680	2,299	9	3	217	1,331	1	6,540	1.01	23.27	19
LAMONT PUBLIC LIBRARY	NE	A	2,987	2,578	-	230	45	100	-	5,940	.95	12.61	-
LEDYARD PUBLIC LIBRARY	NC	A	1,204	951	-	959	15	127	344	3,600	.46	21.95	11
LETTS PUBLIC LIBRARY	SE	A	2,001	2,675	-	3,531	164	413	-	8,784	1.07	22.52	3
LEWIS PUBLIC LIBRARY	SW	A	998	713	-	95	-	37	-	1,843	.32	4.26	-
LIME SPRINGS PUBLIC LIBRARY	NE	A	2,573	3,397	-	2,486	38	1,856	519	10,869	1.86	24.82	-
LINDEN PUBLIC LIBRARY	CE	A	1,881	647	-	-	-	393	118	3,039	233.77	15.12	-
LINN GROVE PUBLIC LIBRARY	NW	A	654	1,416	-	362	-	-	-	2,432	.38	12.54	-
LITTLE ROCK PUBLIC LIBRARY	NW	A	1,437	5,366	2	352	173	802	248	8,380	1.72	17.00	-
LIVERMORE PUBLIC LIBRARY	NC	A	6,181	5,602	-	1,701	474	937	95	14,990	1.73	34.38	33
LOHRVILLE PUBLIC LIBRARY	NW	A	3,999	3,050	-	686	-	1,448	-	9,183	.95	20.27	-
LOST NATION PUBLIC LIBRARY	EC	A	1,266	743	-	44	-	56	-	2,109	.25	4.52	-
LU VERNE PUBLIC LIBRARY	NC	A	3,946	7,044	-	1,981	38	2,395	4	15,408	1.41	46.98	46
MARATHON PUBLIC LIBRARY	NW	A	1,748	1,711	-	35	10	1,738	29	5,271	.70	16.47	-
MARBLE ROCK PUBLIC LIBRARY	NC	A	2,197	3,272	-	1,788	-	1,404	317	8,978	1.64	24.87	43
MARTELLE PUBLIC LIBRARY	EC	A	533	1,576	-	52	121	107	18	2,407	.41	8.30	2
MASSENA PUBLIC LIBRARY	SW	A	2,028	1,191	-	-	-	367	-	3,586	.77	9.64	19
MELVIN PUBLIC LIBRARY	NW	A	2,612	3,793	-	-	-	3,806	-	10,211	1.27	40.84	-
MENLO PUBLIC LIBRARY	SW	A	4,227	4,983	-	19	200	659	161	10,249	1.06	28.79	23
MESERVEY PUBLIC LIBRARY	NC	A	1,443	2,343	18	932	11	709	3	5,459	.63	18.70	50
MINBURN PUBLIC LIBRARY	CE	A	1,557	2,431	-	2,650	-	384	-	7,022	1.10	20.29	-
MODALE PUBLIC LIBRARY	SW	A	1,097	748	-	14	26	398	-	2,283	.28	7.90	2
MONDAMIN PUBLIC LIBRARY	SW	A	1,039	1,349	-	-	-	4,175	-	6,563	.55	16.29	-
MORLEY PUBLIC LIBRARY	EC	A	366	1,312	-	-	-	2	-	1,680	.17	19.76	-
NEW VIRGINIA PUBLIC LIBRARY	CE	A	3,388	1,553	-	-	391	505	10	5,847	.79	13.50	-
PACKWOOD PUBLIC LIBRARY	SE	A	1,628	266	-	-	-	-	25	1,919	.33	9.23	-
PALMER PUBLIC LIBRARY	NW	A	2,409	3,519	-	853	-	691	-	7,472	.74	32.49	-
PATON PUBLIC LIBRARY	CE	A	4,084	3,027	-	303	112	285	17	7,828	.53	30.70	2
PETERSON PUBLIC LIBRARY	NW	A	3,281	4,519	-	6,451	49	660	87	15,047	1.93	38.58	10
PLAINFIELD PUBLIC LIBRARY	NE	A	2,173	4,220	-	1,255	162	1,260	-	9,070	1.21	19.93	10
PLOVER PUBLIC LIBRARY	NW	A	200	350	-	-	-	-	-	550	.54	5.45	-
QUIMBY PUBLIC LIBRARY	NW	A	2,240	931	7	2,059	-	-	43	5,280	.82	15.81	-
RAKE PUBLIC LIBRARY	NC	A	1,720	2,440	-	2,750	10	137	48	7,105	1.16	29.85	8

Circulation

NAME	REG	SZ CD	ADULT BOOKS	JUVENILE BOOKS	FILMS	VIDEO	AUDIO	PERIOD.	OTHER	TOTAL CIRC.	TURN-OVER OF COLL.	CIRC. PER CAP.	ILL'S LOANED
RANDOLPH PUBLIC LIBRARY	SW	A	4,870	4,227	-	1,345	220	372	-	11,034	.90	45.41	-
REMBRANDT PUBLIC LIBRARY	NW	A	607	2,544	-	23	2	37	24	3,237	.53	14.14	-
RENWICK PUBLIC LIBRARY	NC	A	1,560	1,350	-	1,725	-	635	-	5,270	.43	18.36	13
RINGSTED PUBLIC LIBRARY	NW	A	1,886	1,924	-	127	150	275	45	4,407	.46	9.16	-
RIPPEY PUBLIC LIBRARARY	CE	A	3,500	2,400	-	-	50	360	-	6,310	.47	22.95	-
ROWAN PUBLIC LIBRARY	NC	A	2,576	2,940	-	4,572	312	1,353	21	11,774	1.98	62.30	38
RUDD PUBLIC LIBRARY	NC	A	3,649	4,319	-	6,369	170	2,137	231	16,875	2.29	39.34	155
SALEM PUBLIC LIBRARY	SE	A	4,579	2,361	-	-	-	584	30	7,554	.81	16.68	-
SILVER CITY PUBLIC LIBRARY	SW	A	1,457	1,846	-	996	61	688	546	5,594	.99	22.20	-
SOMERS PUBLIC LIBRARY	NW	A	1,431	1,258	1,045	-	-	343	-	4,077	.60	25.32	-
SOUTH ENGLISH PUBLIC LIBRARY	SE	A	4,098	1,770	-	-	-	634	2	6,504	1.04	26.66	14
SPILLVILLE PUBLIC LIBRARY	NE	A	913	2,661	1	579	187	219	1,217	5,777	1.05	14.93	2
STACYVILLE PUBLIC LIBRARY	NC	A	5,719	8,011	3	7,763	439	480	184	22,599	2.45	46.98	28
STANHOPE PUBLIC LIBRARY	NC	A	2,233	2,992	-	43	247	902	106	6,523	.87	14.59	29
STEAMBOAT ROCK PUBLIC LIB	NC	A	4,044	2,812	-	869	74	1,089	3	8,891	.82	26.54	47
STOCKPORT PUBLIC LIB	SE	A	844	1,265	-	-	113	1,168	-	3,390	.48	13.04	-
SWALEDALE PUBLIC LIB	NC	A	1,804	2,103	12	119	22	1,568	13	5,641	.90	29.69	45
TERRIL PUBLIC LIBRARY	NW	A	3,199	2,153	-	84	196	687	-	6,319	.40	16.50	60
THOMPSON PUBLIC LIBRARY	NC	A	3,580	2,993	-	200	400	889	41	8,103	1.45	16.27	6
THORNTON PUBLIC LIBRARY	NC	A	5,388	5,690	908	1,793	-	733	1,633	16,145	1.72	37.46	20
TRURO PUBLIC LIBRARY	CE	A	4,153	3,951	-	-	140	3,520	-	11,764	.84	30.09	-
UNION PUBLIC LIBRARY	NC	A	13,286	10,857	51	12,854	5,786	4,031	4,388	51,253	2.25	114.40	570
VARINA PUBLIC LIBRARY	NW	A	654	253	-	42	-	64	-	1,013	.55	9.93	-
VOLGA PUBLIC LIBRARY	NE	A	1,976	1,429	-	687	183	943	50	5,268	.85	17.22	-
WADENA PUBLIC LIBRARY	NE	A	2,320	2,575	-	350	200	478	422	6,345	.68	26.89	110
WAUCOMA PUBLIC LIBRARY	NE	A	1,454	2,270	4	922	202	525	458	5,835	.58	21.06	4
WEBB PUBLIC LIBRARY	NW	A	892	575	-	-	4	297	-	1,768	.19	10.59	-
WESLEY PUBLIC LIBRARY	NC	A	1,332	4,388	-	-	-	1,227	183	7,130	.81	16.06	71
WESTGATE PUBLIC LIBRARY	NE	A	4,002	2,624	-	32	-	657	-	7,315	1.11	35.34	5
WILLIAMS PUBLIC LIBRARY	NC	A	3,691	2,872	-	531	87	1,250	-	8,431	.98	22.91	25
WODEN PUBLIC LIBRARY	NC	A	2,160	2,094	3	816	39	680	1,258	7,050	1.48	27.22	17
ADAIR PUBLIC LIBRARY	SW	B	5,768	3,465	-	150	25	836	1,327	11,571	1.55	12.94	10
AGENCY PUBLIC LIBRARY	SE	B	2,627	1,601	-	-	-	533	-	4,761	.43	7.73	-
ALBERT CITY PUBLIC LIB	NW	B	4,145	4,956	-	585	-	1,391	385	11,462	.98	14.71	-
ALDEN PUBLIC LIBRARY	NC	B	4,150	4,215	-	18,021	456	2,043	8	28,893	3.23	33.79	51
ALLERTON PUBLIC LIBRARY	SW	B	1,705	306	-	16	1	86	-	2,114	.29	3.53	-
ANTHON PUBLIC LIBRARY	NW	B	6,000	6,050	-	150	20	550	-	12,770	1.22	20.02	-
ARNOLDS PARK PUBLIC LIBRARY	NW	B	5,014	5,098	-	1,235	400	2,203	-	13,950	1.24	14.64	1
ATKINS PUBLIC LIBRARY	EC	B	2,931	4,342	-	5,239	264	1,445	23	14,244	1.85	22.36	10
BADGER PUBLIC LIBRARY	NC	B	720	2,199	-	-	-	669	1,038	4,626	.48	7.08	10
BANCROFT PUBLIC LIBRARY	NC	B	7,234	11,654	6	4,503	113	3,914	257	27,681	1.50	32.30	219
BATAVIA PUBLIC LIBRARY	SE	B	2,253	870	3	282	12	1,474	-	4,894	.84	9.41	-
BATTLE CREEK PUBLIC LIBRARY	NW	B	5,218	4,203	-	-	155	1,251	15	10,842	.99	13.25	1
BAYARD PUBLIC LIBRARY	SW	B	8,064	5,813	5	3,193	523	2,237	2,320	22,155	1.57	43.36	160
BLAIRSTOWN PUBLIC LIBRARY	EC	B	3,970	6,981	7	2,798	681	351	85	14,873	1.42	22.13	18
BOYDEN PUBLIC LIBRARY	NW	B	6,531	14,065	-	9,834	522	6,019	35	37,006	1.78	56.84	-

Circulation

NAME	REG	SZ CD	ADULT BOOKS	JUVENILE BOOKS	FILMS	VIDEO	AUDIO	PERIOD.	OTHER	TOTAL CIRC.	TURN-OVER OF COLL.	CIRC. PER CAP.	ILL'S LOANED
BURT PUBLIC LIBRARY	NC	B	2,495	4,725	34	2,288	87	872	257	10,758	1.57	18.71	41
CAMBRIDGE PUBLIC LIBRARY	CE	B	2,020	1,408	-	-	-	-	-	3,428	.41	4.80	-
CLARENCE PUBLIC LIBRARY	EC	B	2,157	3,194	26	1,457	72	142	1	7,049	.62	7.53	12
CLERMONT PUBLIC LIBRARY	NE	B	2,701	4,581	-	678	322	911	21	9,214	1.15	17.62	-
COGGON PUBLIC LIBRARY	EC	B	4,000	11,000	-	300	370	300	5	15,975	2.27	24.77	1
COLO PUBLIC LIBRARY	CE	B	8,027	13,586	-	12,326	291	2,814	133	37,177	2.99	48.22	5
CONRAD PUBLIC LIBRARY	NE	B	10,641	12,341	48	13,801	1,308	3,289	1,535	42,963	2.22	44.57	99
CORRECTIONVILLE PUBLIC LIB	NW	B	5,253	1,388	-	939	-	86	-	7,666	.32	8.55	-
DAYTON PUBLIC LIBRARY	NC	B	6,303	7,290	-	5,277	221	2,971	1,228	23,290	2.01	28.47	93
DEXTER PUBLIC LIBRARY	CE	B	4,979	3,692	-	2,566	254	425	154	12,070	1.68	19.22	-
DIKE PUBLIC LIBRARY	NE	B	3,783	5,620	2	4,911	5	819	114	15,254	1.64	17.43	5
DONNELLSON PUBLIC LIB	SE	B	8,402	15,199	-	5,731	1,216	4,508	-	35,056	2.65	37.29	8
DOWS PUBLIC LIBRARY	NC	B	6,460	3,116	17	3,486	50	1,181	756	15,066	1.31	22.83	50
DUMONT PUBLIC LIBRARY	NE	B	5,822	5,350	14	40	263	8,583	3	20,075	2.11	28.48	-
DUNKERTON PUBLIC LIB	NE	B	4,263	7,488	-	2,073	-	-	-	13,824	1.95	18.53	1
EARLVILLE PUBLIC LIB	NE	B	3,973	10,392	-	1,000	76	607	17	16,065	1.64	19.54	5
EARLY PUBLIC LIBRARY	NW	B	3,320	4,787	-	-	-	1,734	251	10,092	.70	15.55	14
EDGEWOOD PUBLIC LIBRARY	NE	B	12,028	11,361	4	34	278	4,203	7	27,915	2.96	35.97	-
ELGIN PUBLIC LIBRARY	NE	B	8,633	7,542	-	1,740	326	1,349	81	19,671	1.99	30.88	21
ELK HORN PUBLIC LIBRARY	SW	B	3,154	2,637	-	1,719	294	297	30	8,131	.89	12.10	-
ELMA PUBLIC LIBRARY	NE	B	2,809	3,626	4	4	392	1,392	201	8,428	.83	12.91	6
ELY PUBLIC LIBRARY	EC	B	2,391	4,625	-	3,698	29	1,230	528	12,501	1.96	24.18	4
ESSEX PUBLIC LIBRARY	SW	B	3,590	12,715	4	925	-	924	97	18,255	1.42	19.93	31
EVERLY PUBLIC LIBRARY	NW	B	2,549	3,510	-	-	367	1,018	-	7,444	1.21	10.54	-
EXIRA PUBLIC LIBRARY	SW	B	11,797	7,801	8	3,359	495	3,136	356	26,952	1.85	28.22	83
FAIRFAX PUBLIC LIBRARY	EC	B	2,290	7,553	-	2,123	-	-	795	12,761	1.37	16.36	1
FARMINGTON PUBLIC LIBRARY	SE	B	12,314	5,314	-	763	130	1,990	1,172	21,683	.70	33.10	17
FONDA PUBLIC LIBRARY	NW	B	3,441	7,429	-	821	150	985	-	12,826	1.28	17.55	4
FONTANELLE PUBLIC LIB	SW	B	3,040	2,261	-	-	107	1,043	-	6,451	.63	9.06	4
GARNAVILLO PUBLIC LIB	NE	B	15,460	37,806	-	-	965	3,770	12	58,013	2.76	79.80	9
GARWIN PUBLIC LIBRARY	EC	B	3,179	2,140	-	6,944	132	1,657	-	14,052	1.60	26.36	5
GILMAN PUBLIC LIBRARY	CE	B	3,499	1,690	-	793	-	105	-	6,087	1.10	10.39	-
GILMORE CITY PUBLIC LIB	NW	B	3,739	3,206	-	3,870	106	1,185	890	12,996	1.27	23.21	-
GLADBROOK PUBLIC LIB	EC	B	6,535	8,248	-	6,193	368	819	-	22,163	1.36	25.16	25
GRAETTINGER PUBLIC LIB	NW	B	3,803	4,244	-	1,806	489	1,782	5	12,129	1.11	14.92	11
GRAND JUNCTION PUBLIC LIB	CE	B	4,266	4,170	-	1,092	264	1,209	1,955	12,956	1.37	16.03	-
GRANGER PUBLIC LIBRARY	CE	B	673	727	-	211	19	25	13	1,668	.49	2.67	-
HEDRICK PUBLIC LIBRARY	SE	B	1,633	2,520	-	703	154	176	63	5,249	.62	6.48	5
HOPKINTON PUBLIC LIBRARY	NE	B	1,898	2,362	-	990	87	435	22	5,794	.52	8.34	-
HUBBARD PUBLIC LIBRARY	NC	B	11,700	13,500	-	10,900	150	3,200	200	39,650	2.67	48.71	100
HUMESTON PUBLIC LIBRARY	SW	B	4,792	1,463	-	-	-	141	-	6,396	.45	11.57	-
INWOOD PUBLIC LIBRARY	NW	B	5,454	11,244	-	1,826	1,165	2,219	47	21,955	1.75	26.64	-
JANESVILLE PUBLIC LIBRARY	NE	B	4,206	8,771	-	7,697	315	1,393	277	22,659	1.65	27.57	25
KANAWHA PUBLIC LIBRARY	NC	B	3,323	3,114	-	1,655	80	1,926	-	10,098	1.08	13.23	57

Circulation

NAME	REG	SZ CD	ADULT BOOKS	JUVENILE BOOKS	FILMS	VIDEO	AUDIO	PERIOD.	OTHER	TOTAL CIRC.	TURN-OVER OF COLL.	CIRC. PER CAP.	ILL'S LOANED
KEYSTONE PUBLIC LIBRARY	EC	B	6,221	3,156	-	3,993	122	2,525	1,128	17,145	1.88	30.18	24
KLEMME PUBLIC LIBRARY	NC	B	2,757	2,133	7	320	-	1,678	-	6,895	.86	11.75	44
LAKE PARK PUBLIC LIB	NW	B	3,217	2,699	-	1,229	-	357	46	7,548	.93	7.58	2
LARCHWOOD PUBLIC LIB	NW	B	5,797	6,432	16	245	536	399	2	13,427	1.25	18.17	-
LAWLER PUBLIC LIBRARY	NE	B	1,735	3,157	-	225	176	1,387	32	6,712	1.46	12.98	5
LE GRAND PUBLIC LIBRARY	CE	B	3,872	5,271	-	3,866	200	1,389	220	14,818	1.41	17.35	-
LEHIGH PUBLIC LIBRARY	NC	B	4,819	3,378	-	10,326	307	1,243	792	20,865	2.33	38.93	131
LOWDEN PUBLIC LIBRARY	EC	B	3,308	6,095	-	2,116	162	108	195	11,984	1.26	16.51	-
MAXWELL PUBLIC LIBRARY	CE	B	1,845	2,385	-	1,861	151	113	1	6,356	.80	8.07	-
MAYNARD PUBLIC LIBRARY	NE	B	2,418	3,387	-	248	169	1,470	22	7,714	1.43	15.04	2
MC GREGOR PUBLIC LIB	NE	B	8,675	9,455	39	569	507	1,205	77	20,527	1.38	25.76	12
MELBOURNE PUBLIC LIB	CE	B	5,812	9,840	-	1,416	90	917	166	18,241	1.15	27.27	-
MERRILL PUBLIC LIBRARY	NW	B	3,045	3,286	-	-	-	1,788	-	8,119	1.25	11.14	-
MILO PUBLIC LIBRARY	CE	B	5,796	8,092	3	1,219	64	1,687	8	16,869	1.17	19.52	-
MILTON PUBLIC LIBRARY	SE	B	3,277	838	-	-	-	-	-	4,115	-	-	-
MONTROSE PUBLIC LIBRARY	SE	B	3,820	1,277	-	414	389	1,166	-	7,066	.70	7.38	8
MORAVIA PUBLIC LIBRARY	SE	B	5,623	6,033	-	586	290	1,369	312	14,213	1.24	20.93	2
MORNING SUN PUBLIC LIB	SE	B	9,659	7,210	-	3,265	295	4,368	150	24,947	1.63	29.66	6
MOULTON PUBLIC LIBRARY	SE	B	5,423	2,784	-	3,531	22	2,202	160	14,122	.86	23.04	4
MURRAY PUBLIC LIBRARY	SW	B	5	-	-	-	-	-	-	5	.00	.01	-
NEW ALBIN PUBLIC LIB	NE	B	1,700	1,222	-	-	-	1,273	-	4,195	.79	7.86	-
NEW HARTFORD PUBLIC LIB	NE	B	4,415	3,566	-	787	144	722	164	9,798	.96	14.35	6
NEWHALL PUBLIC LIBRARY	EC	B	2,130	2,313	-	206	134	306	14	5,103	.53	5.98	-
NORTH ENGLISH PUBLIC LIB	EC	B	11,942	5,705	8	-	423	1,662	846	20,586	1.27	21.81	86
NORWAY PUBLIC LIBRARY	EC	B	2,533	2,964	-	1,192	92	424	-	7,205	1.12	12.36	-
OCHEYEDAN PUBLIC LIB	NW	B	5,042	9,166	-	1,723	183	3,086	391	19,591	1.43	36.35	4
OLIN PUBLIC LIBRARY	EC	B	2,087	999	-	217	28	8	-	3,339	.24	5.04	5
OSSIAN PUBLIC LIBRARY	NE	B	3,301	6,327	-	353	292	849	40	11,162	.65	13.78	1
OXFORD JUNCTION PUBLIC LIB	EC	B	1,615	1,946	-	273	108	436	-	4,378	.83	7.54	5
OXFORD PUBLIC LIBRARY	EC	B	1,505	839	-	-	-	180	1,323	3,847	.37	5.80	1
POMEROY PUBLIC LIBRARY	NW	B	2,947	3,402	9	968	125	1,436	133	9,020	1.07	11.84	-
PRIMGHAR PUBLIC LIBRARY	NW	B	10,000	14,500	61	1,800	1,700	1,200	175	29,436	2.45	30.99	-
RADCLIFFE PUBLIC LIB	NC	B	6,402	12,269	6	2,465	304	3,129	-	24,575	2.33	42.81	147
READLYN PUBLIC LIBRARY	NE	B	4,897	9,942	-	695	220	3,055	175	18,984	1.23	24.56	6
REDFIELD PUBLIC LIBRARY	CE	B	4,154	4,812	-	156	122	2,618	270	12,132	.65	13.74	-
RICEVILLE PUBLIC LIB	NC	B	8,083	8,692	99	8,384	670	1,991	1,204	29,123	2.13	35.22	87
RICHLAND PUBLIC LIBRARY	SE	B	3,169	1,991	-	4,375	88	243	33	9,899	1.10	18.96	9
ROCKFORD PUBLIC LIBRARY	NC	B	6,216	6,096	-	4,982	184	2,584	5	20,067	2.21	23.25	82
ROLFE PUBLIC LIBRARY	NW	B	4,449	6,181	-	1,869	264	745	153	13,661	1.43	18.95	6
RUTHVEN PUBLIC LIBRARY	NW	B	4,202	4,064	-	558	34	908	1	9,767	1.51	13.81	-
SABULA PUBLIC LIBRARY	EC	B	3,440	7,069	-	1,977	160	1,599	22	14,267	1.27	20.09	11
SCHLESWIG PUBLIC LIB	NW	B	1,916	1,532	-	1,104	108	150	-	4,810	.42	5.65	-
SCRANTON PUBLIC LIBRARY	CE	B	8,801	5,651	-	4,252	333	2,155	-	21,192	1.71	36.35	-
SEYMOUR PUBLIC LIBRARY	SW	B	1,895	1,421	-	-	36	293	-	3,645	.35	4.19	6
SHELLSBURG PUBLIC LIB	EC	B	1,565	1,994	-	-	25	58	-	3,642	.53	4.76	2
SIOUX RAPIDS PUBLIC LIB	NW	B	5,030	3,872	-	-	-	1,473	75	10,450	.48	13.73	-

Circulation

NAME	REG	SZ CD	ADULT BOOKS	JUVENILE BOOKS	FILMS	VIDEO	AUDIO	PERIOD.	OTHER	TOTAL CIRC.	TURN-OVER OF COLL.	CIRC. PER CAP.	ILL'S LOANED
SLOAN PUBLIC LIBRARY	NW	B	2,757	2,919	-	645	75	233	8	6,637	1.18	7.08	-
STANTON PUBLIC LIBRARY	SW	B	2,483	5,362	-	232	395	1,597	30	10,099	1.11	14.59	1
STANWOOD PUBLIC LIBRARY	EC	B	1,949	2,450	-	1,645	55	129	48	6,276	.81	9.72	2
STRATFORD PUBLIC LIB	NC	B	3,156	2,568	-	480	-	2,323	182	8,709	1.66	12.18	3
SUTHERLAND PUBLIC LIB	NW	B	3,221	3,345	-	556	120	1,571	25	8,838	1.23	12.38	1
SWEA CITY PUBLIC LIB	NC	B	7,171	12,144	-	3,450	203	1,254	339	24,561	1.21	38.74	10
TABOR PUBLIC LIBRARY	SW	B	2,675	2,516	48	68	6	24	10	5,347	.71	5.59	-
TITONKA PUBLIC LIBRARY	NC	B	6,150	5,034	-	334	-	2,198	44	13,760	1.47	22.48	33
VAN HORNE PUBLIC LIB	EC	B	2,403	3,534	-	2,437	197	1,333	71	9,975	1.00	14.35	6
VAN METER PUBLIC LIB	CE	B	4,966	3,776	-	-	333	1,124	-	10,199	1.29	13.58	-
VENTURA PUBLIC LIBRARY	NC	B	2,851	4,761	-	2	319	1,438	13	9,384	1.06	15.91	125
VICTOR PUBLIC LIBRARY	EC	B	3,119	3,826	-	360	207	1,544	-	9,056	.66	9.37	12
WALL LAKE PUBLIC LIB	NW	B	5,462	5,288	-	11	233	909	1,458	13,361	1.20	15.27	12
WALNUT PUBLIC LIBRARY	SW	B	1,797	6,249	-	176	-	467	48	8,737	1.05	10.19	6
WELLSBURG PUBLIC LIB	NE	B	5,927	5,466	-	5,558	203	1,175	459	18,788	1.71	27.55	15
WEST BEND PUBLIC LIB	NC	B	8,340	14,992	53	17,708	2,546	4,644	924	49,207	3.85	57.08	215
WHAT CHEER PUBLIC LIB	SE	B	510	299	-	-	-	299	-	1,108	.37	1.45	4
WHEATLAND PUBLIC LIB	EC	B	2,249	2,721	-	58	3	61	-	5,092	.96	7.04	1
WHITING PUBLIC LIBRARY	NW	B	7,900	6,094	70	2,176	774	1,673	108	18,795	1.43	27.52	17
WHITTEMORE PUBLIC LIB	NC	B	7,076	9,499	26	6,336	189	2,765	24	25,915	1.92	48.44	132
WINTHROP PUBLIC LIBRARY	NE	B	4,962	6,302	-	3	273	712	-	12,252	1.42	16.51	4
WYOMING PUBLIC LIBRARY	EC	B	4,244	8,649	3	1,735	29	416	120	15,196	1.34	23.06	2
ZEARING PUBLIC LIBRARY	CE	B	1,629	3,649	-	578	109	298	2	6,265	.85	10.20	-
ACKLEY PUBLIC LIBRARY	NC	C	6,441	5,746	-	5,225	201	2,297	55	19,965	1.37	11.77	91
AKRON PUBLIC LIBRARY	NW	C	14,688	16,474	38	5,200	-	5,470	84	41,954	2.17	28.93	24
ALLISON PUBLIC LIBRARY	NE	C	8,298	10,539	17	1,474	41	5,571	45	25,985	1.77	25.98	5
ALTA PUBLIC LIBRARY	NW	C	-	940	-	19	-	293	-	1,252	.12	.69	2
ALTON PUBLIC LIBRARY	NW	C	4,252	6,080	-	-	449	1,359	678	12,818	1.56	12.06	3
ANITA PUBLIC LIBRARY	SW	C	6,300	5,574	7	1,743	70	2,316	568	16,578	1.74	15.52	45
APLINGTON PUBLIC LIB	NE	C	6,444	8,382	27	14	762	4,154	347	20,130	1.28	19.47	69
ARMSTRONG PUBLIC LIB	NW	C	7,881	3,485	52	174	6	2,290	236	14,124	.81	13.78	-
AVOCA PUBLIC LIBRARY	SW	C	10,891	7,526	24	3,649	459	1,540	2,135	26,224	1.55	17.52	145
BEDFORD PUBLIC LIBRARY	SW	C	12,209	5,595	6	-	9	2,077	619	20,515	.94	13.43	107
BELLEVUE PUBLIC LIBRARY	EC	C	12,803	23,985	1	8,822	899	5,385	85	51,980	2.47	23.22	27
BONDURANT PUBLIC LIB	CE	C	3,094	3,646	-	1,108	71	308	432	8,659	1.13	5.47	-
BRITT PUBLIC LIBRARY	NC	C	7,734	8,053	24	866	984	1,032	-	18,693	.84	8.76	66
BROOKLYN PUBLIC LIBRARY	EC	C	5,306	2,108	2	15	60	1,889	34	9,414	1.18	6.54	10
BUFFALO CENTER PUBLIC LIB	NC	C	3,567	2,512	-	1,026	24	687	37	7,853	.79	7.26	24
CALMAR PUBLIC LIBRARY	NE	C	4,446	7,383	-	655	1,470	2,072	725	16,751	1.62	16.33	2
CASCADE PUBLIC LIBRARY	NE	C	9,968	15,611	27	1,233	240	665	48	27,792	1.69	15.34	-
CENTER POINT PUBLIC LIB	EC	C	17,817	19,841	-	7,634	39	2,338	415	48,084	2.31	28.40	4
CENTRAL CITY PUBLIC LIB	EC	C	2,970	5,010	-	18	1,256	3,716	-	12,970	.80	12.20	-
CLARKSVILLE PUBLIC LIB	NE	C	12,581	13,552	27	1,778	223	5,922	427	34,510	2.13	24.97	67
COLFAX PUBLIC LIBRARY	CE	C	3,175	4,219	-	-	-	1,216	-	8,610	1.10	3.50	-

Circulation

NAME	REG	SZ CD	ADULT BOOKS	JUVENILE BOOKS	FILMS	VIDEO	AUDIO	PERIOD.	OTHER	TOTAL CIRC.	TURN-OVER OF COLL.	CIRC. PER CAP.	ILL'S LOANED
COLUMBUS JUNCTION PUBLIC LIB	SE	C	6,725	5,466	-	2,739	137	1,410	13	16,490	1.31	10.20	27
COON RAPIDS PUBLIC LIB	NW	C	10,459	11,968	-	1,568	477	1,553	454	26,479	1.34	20.92	50
CORNING PUBLIC LIBRARY	SW	C	19,704	11,175	-	3,726	518	2,322	573	38,018	1.44	21.05	271
DALLAS CENTER PUBLIC LIB	CE	C	9,273	12,059	-	2,417	1,079	2,422	533	27,783	1.82	19.11	2
DE SOTO PUBLIC LIBRARY	CE	C	2,026	5,816	-	-	218	473	-	8,533	.98	8.26	-
DENVER PUBLIC LIBRARY	NE	C	11,621	21,329	45	6,901	475	4,160	2,330	46,861	2.07	29.29	47
DUNLAP PUBLIC LIBRARY	SW	C	8,602	6,872	-	-	236	714	-	16,424	1.33	13.13	2
DYSART PUBLIC LIBRARY	EC	C	8,984	5,160	-	8	1,079	5,994	22	21,247	2.18	17.27	11
EARLHAM PUBLIC LIBRARY	CE	C	10,634	8,778	-	3,555	234	1,667	155	25,023	1.64	21.63	1
EDDYVILLE PUBLIC LIB	SE	C	2,728	2,299	4	801	128	791	-	6,751	.81	6.68	2
ELDON PUBLIC LIBRARY	SE	C	5,631	1,679	-	1,826	21	1,625	130	10,912	1.00	10.20	8
ELKADER PUBLIC LIBRARY	NE	C	8,901	8,978	73	2,040	1,094	1,762	89	22,937	1.68	15.19	13
FAIRBANK PUBLIC LIBRARY	NE	C	20,720	31,520	-	1,132	2,530	2,315	2,110	60,327	4.43	59.26	35
FAYETTE PUBLIC LIBRARY	NE	C	5,402	5,817	10	1,320	200	1,009	202	13,960	.96	10.60	7
FREDERICKSBURG PUBLIC LIB	NE	C	4,849	7,380	-	3,883	186	237	94	16,629	2.17	16.45	16
GEORGE PUBLIC LIBRARY	NW	C	8,902	8,855	74	-	311	2,299	-	20,441	2.23	19.18	10
GOWRIE PUBLIC LIBRARY	NC	C	2,996	3,952	-	4,796	93	2,241	124	14,202	1.46	13.82	187
GREENE PUBLIC LIBRARY	NE	C	10,703	9,007	27	981	1,601	4,657	316	27,292	1.37	23.90	68
GREENFIELD PUBLIC LIB	SW	C	20,016	19,964	-	421	670	2,460	66	43,597	2.48	21.02	178
GRISWOLD PUBLIC LIBRARY	SW	C	7,552	4,655	-	-	145	432	464	13,248	.65	12.63	25
GRUNDY CENTER PUBLIC LIB	NE	C	17,550	14,129	-	5,096	961	10,294	265	48,295	2.03	19.39	64
GUTHRIE CENTER PUBLIC LIB	SW	C	17,924	10,677	76	508	1,066	2,439	1,217	33,907	1.35	21.01	423
GUTTENBERG PUBLIC LIB	NE	C	11,439	8,580	-	580	319	1,187	200	22,305	1.52	9.88	15
HAWARDEN PUBLIC LIBRARY	NW	C	21,157	22,239	61	673	1,012	3,848	179	49,169	2.40	20.16	92
HOLSTEIN PUBLIC LIBRARY	NW	C	8,752	10,166	-	1,247	950	5,377	9,454	35,946	1.74	24.81	117
HUDSON PUBLIC LIBRARY	NE	C	11,803	11,589	-	3,389	780	5,061	343	32,965	1.41	16.18	166
HULL PUBLIC LIBRARY	NW	C	10,051	17,084	-	5,394	863	2,524	-	35,916	2.03	20.83	-
HUXLEY PUBLIC LIBRARY	CE	C	5,352	9,531	6	1,037	316	2,293	98	18,633	1.65	9.10	-
IDA GROVE PUBLIC LIB	NW	C	11,459	16,590	-	923	1,328	2,844	8,814	41,958	2.91	17.80	22
JESUP PUBLIC LIBRARY	NE	C	9,867	15,323	-	12	440	2,208	9	27,859	1.97	13.13	13
JEWELL PUBLIC LIBRARY	NC	C	3,764	7,257	-	125	353	1,592	79	13,170	1.15	11.91	155
KALONA PUBLIC LIBRARY	SE	C	4,796	9,413	-	4,162	592	915	-	19,878	2.88	10.24	-
KEOSAUQUA PUBLIC LIB	SE	C	9,123	4,659	3	2,267	256	252	1,001	17,561	1.07	17.22	24
KEOTA PUBLIC LIBRARY	SE	C	5,382	5,249	-	3,857	154	3,056	115	17,813	1.25	17.81	16
KINGSLEY PUBLIC LIBRARY	NW	C	8,684	8,498	6	2,365	328	2,517	-	22,398	1.50	19.84	-
LA PORTE CITY PUBLIC LIB	NE	C	9,119	7,195	60	60	1,065	5,353	238	23,090	1.72	10.85	3
LAKE CITY PUBLIC LIB	NW	C	8,593	8,172	-	1,348	57	1,396	962	20,528	.98	11.15	61
LAKE MILLS PUBLIC LIB	NC	C	11,870	18,981	-	3,146	285	3,136	-	37,418	1.77	17.46	37
LAKE VIEW PUBLIC LIB	NW	C	11,314	6,814	54	698	1,104	5,794	158	25,936	1.57	19.90	70
LAMONI PUBLIC LIBRARY	SW	C	14,777	7,665	51	4,303	1,336	1,096	803	30,031	1.36	12.95	126
LANSING PUBLIC LIBRARY	NE	C	3,893	3,294	13	1,591	-	1,117	-	9,908	1.03	9.84	-
LAURENS PUBLIC LIBRARY	NW	C	15,716	9,695	8	1,516	293	4,288	71	31,587	1.51	20.38	240
LENOX PUBLIC LIBRARY	SW	C	3,073	2,565	4	85	144	1,040	175	7,086	.43	5.44	31
LEON PUBLIC LIBRARY	SW	C	8,762	9,636	-	2,549	646	1,278	177	23,048	1.62	11.26	56
LISBON PUBLIC LIBRARARY	EC	C	3,468	5,228	-	2,700	920	274	-	12,590	1.54	8.67	3

Circulation

NAME	REG	SZ CD	ADULT BOOKS	JUVENILE BOOKS	FILMS	VIDEO	AUDIO	PERIOD.	OTHER	TOTAL CIRC.	TURN-OVER OF COLL.	CIRC. PER CAP.	ILL'S LOANED
LOGAN PUBLIC LIBRARY	SW	C	16,384	9,429	-	1,706	823	2,588	85	31,015	2.10	22.14	123
MADRID PUBLIC LIBRARY	CE	C	8,380	8,405	-	3,107	253	2,110	256	22,511	1.88	9.40	-
MALVERN PUBLIC LIBRARY	SW	C	5,856	6,659	-	2,635	129	877	36	16,192	.63	13.38	56
MANLY PUBLIC LIBRARY	NC	C	12,758	8,544	-	3,239	517	2,083	-	27,141	1.35	20.12	134
MANNING PUBLIC LIBRARY	NW	C	2,860	3,503	-	88	7	303	-	6,761	1.50	4.56	-
MANSON PUBLIC LIBRARY	NW	C	9,146	13,175	-	1,634	131	1,571	867	26,524	1.48	14.38	95
MAPLETON PUBLIC LIBRARY	NW	C	13,678	5,964	-	4,926	512	2,088	10	27,178	1.69	21.00	50
MARCUS PUBLIC LIBRARY	NW	C	7,385	5,884	-	1,975	105	1,333	45	16,727	1.17	14.28	2
MARENGO PUBLIC LIBRARY	EC	C	14,880	14,558	-	2,367	928	2,889	22	35,644	2.24	15.70	109
MECHANICSVILLE PUBLIC LIB	EC	C	3,855	7,624	-	2,598	615	788	-	15,480	1.53	15.30	3
MEDIAPOLIS PUBLIC LIB	SE	C	4,589	5,402	-	2,487	146	4,589	783	17,996	.58	10.99	-
MILFORD PUBLIC LIBRARY	NW	C	10,752	9,918	-	7,012	2,131	6,001	8,003	43,817	2.65	20.19	-
MITCHELLVILLE PUBLIC LIB	CE	C	7,082	7,911	-	945	707	3,594	202	20,441	1.42	12.24	-
MONONA PUBLIC LIBRARY	NE	C	6,197	5,616	-	211	760	997	-	13,781	.76	9.07	4
MONTEZUMA PUBLIC LIB	EC	C	7,308	7,559	47	33	197	1,428	689	17,261	1.09	10.45	6
MOUNT AYR PUBLIC LIB	SW	C	12,268	4,655	-	1,305	175	1,630	176	20,209	1.79	11.25	69
NASHUA PUBLIC LIBRARY	NE	C	13,366	11,327	-	1,492	310	3,162	386	30,043	1.42	20.35	77
NEW LONDON PUBLIC LIB	SE	C	12,595	10,164	39	10,829	863	2,382	478	37,350	1.65	19.43	94
NEW SHARON PUBLIC LIB	SE	C	3,330	2,949	35	11	-	1,100	-	7,425	.57	6.54	10
NEWELL PUBLIC LIBRARY	NW	C	5,185	3,526	1	199	369	1,789	79	11,148	.81	10.24	-
NORA SPRINGS PUBLIC LIB	NC	C	6,643	12,007	-	4,824	214	1,590	-	25,278	1.51	16.80	97
NORTHWOOD PUBLIC LIB	NC	C	15,573	12,976	-	-	962	1,647	29	31,187	1.50	16.08	40
OAKLAND PUBLIC LIBRARY	SW	C	12,537	8,005	-	2,520	194	2,782	-	26,038	1.19	17.41	87
ODEBOLT PUBLIC LIBRARY	NW	C	7,273	7,847	-	530	532	1,447	28	17,657	1.34	15.25	42
OGDEN PUBLIC LIBRARY	CE	C	7,671	6,997	-	1,379	71	778	73	16,969	1.53	8.89	-
PANORA PUBLIC LIBRARY	SW	C	12,444	8,795	-	-	1,136	2,120	201	24,696	1.80	22.45	285
PARKERSBURG PUBLIC LIB	NE	C	12,030	16,863	-	6,537	517	4,907	-	40,854	2.98	22.65	4
PAULLINA PUBLIC LIBRARY	NW	C	10,525	6,623	-	1,295	84	2,420	19	20,966	1.12	18.49	6
PLEASANTVILLE PUBLIC LIB	CE	C	7,115	6,024	-	1,329	442	2,167	163	17,240	1.27	11.22	-
POCAHONTAS PUBLIC LIB	NW	C	12,675	12,532	116	661	443	5,039	501	31,967	1.76	15.33	67
POLK CITY PUBLIC LIB	CE	C	2,795	7,157	2	848	212	822	18	11,854	1.41	6.21	-
POSTVILLE PUBLIC LIB	NE	C	9,386	9,432	1	4,118	-	3,065	3	26,005	2.51	17.67	5
PRESTON PUBLIC LIBRARY	EC	C	5,811	9,541	1	2,067	286	1,679	873	20,258	1.57	19.76	34
REINBECK PUBLIC LIBRARY	NE	C	14,580	10,161	-	6,692	1,312	6,704	1,264	40,713	2.55	25.37	31
REMSEN PUBLIC LIBRARARY	NW	C	14,254	19,831	-	10,922	743	7,742	-	53,492	2.53	35.35	4
ROCKWELL CITY PUBLIC LIB	NW	C	10,279	4,261	-	4,941	274	1,747	-	21,502	1.35	10.85	15
ROCKWELL PUBLIC LIBRARY	NC	C	3,697	3,940	-	19	295	2,158	27	10,136	.91	10.06	52
ROLAND PUBLIC LIBRARY	CE	C	3,223	5,354	1	1,886	282	2,171	83	13,000	1.34	12.56	4
SAC CITY PUBLIC LIBRARY	NW	C	17,431	12,344	56	-	593	4,763	97	35,284	1.33	14.16	16
SAINT ANSGAR PUBLIC LIB	NC	C	7,690	7,489	-	6,378	223	1,728	263	23,771	1.85	22.36	37
SANBORN PUBLIC LIBRARY	NW	C	6,690	10,774	-	-	105	1,592	-	19,161	2.06	14.25	18
SHEFFIELD PUBLIC LIB	NC	C	13,651	7,293	52	18,643	377	3,266	8	43,290	3.03	36.87	269
SHELL ROCK PUBLIC LIB	NE	C	6,473	6,251	6	4,747	1,499	3,070	219	22,265	2.20	16.08	6
SIDNEY PUBLIC LIBRARY	SW	C	3,311	1,759	-	-	-	162	-	5,232	.69	4.18	-
SIGOURNEY PUBLIC LIB	SE	C	16,682	12,232	10	2,986	121	2,352	179	34,562	2.40	16.37	3
SLATER PUBLIC LIBRARARY	CE	C	11,299	13,971	-	-	659	2,566	149	28,644	2.44	22.59	-

Circulation

NAME	REG	SZ CD	ADULT BOOKS	JUVENILE BOOKS	FILMS	VIDEO	AUDIO	PERIOD.	OTHER	TOTAL CIRC.	TURN-OVER OF COLL.	CIRC. PER CAP.	ILL'S LOANED
SOLON PUBLIC LIBRARY	EC	C	5,979	8,872	-	187	-	356	48	15,442	1.40	14.71	5
SPRINGVILLE PUBLIC LIB	EC	C	3,831	6,164	-	1,648	793	912	78	13,426	1.25	12.57	23
STATE CENTER PUBLIC LIB	CE	C	16,552	10,348	36	21,211	342	5,983	1,114	55,586	3.42	44.54	-
STRAWBERRY POINT PUB LIB	NE	C	8,860	10,461	52	1,404	451	3,324	206	24,758	1.73	18.24	5
STUART PUBLIC LIBRARY	SW	C	14,491	8,877	-	40	13	5,519	21	28,961	1.34	19.03	18
SUMNER PUBLIC LIBRARY	NE	C	20,304	18,288	-	1,368	984	5,148	5,020	51,112	2.08	24.60	56
TOLEDO PUBLIC LIBRARY	EC	C	9,619	8,517	21	1,774	445	3,392	-	23,768	1.30	9.99	29
TRAER PUBLIC LIBRARY	EC	C	9,943	8,315	5	2,343	469	2,420	3	23,498	1.65	15.14	34
TRIPOLI PUBLIC LIBRARY	NE	C	12,335	15,486	-	4,154	949	6,823	716	40,463	3.20	34.06	83
VILLISCA PUBLIC LIBRARY	SW	C	4,910	2,172	-	375	88	490	11	8,046	.56	6.04	53
WAPELLO PUBLIC LIBRARY	SE	C	13,213	10,964	-	1,805	712	1,339	-	28,033	1.27	13.93	12
WELLMAN PUBLIC LIBRARY	SE	C	7,064	9,797	74	6,817	1,029	854	95	25,730	2.05	23.71	3
WEST BRANCH PUBLIC LIB	EC	C	8,687	15,909	-	7,170	552	604	435	33,357	1.37	17.48	5
WEST POINT PUBLIC LIB	SE	C	5,912	9,343	16	7,066	650	4,748	88	27,823	2.54	25.79	3
WEST UNION PUBLIC LIB	NE	C	15,460	10,875	-	5,480	680	3,480	90	36,065	1.20	14.48	80
WILLIAMSBURG PUBLIC LIB	EC	C	13,929	12,730	-	4,902	1,442	3,665	9	36,677	1.37	16.87	49
WINFIELD PUBLIC LIBRARY	SE	C	3,741	3,847	5	18	312	3,498	21	11,442	.63	10.89	9
WOODBINE PUBLIC LIBRARY	SW	C	6,072	6,769	1	2,477	260	1,355	23	16,957	.82	11.30	26
WOODWARD PUBLIC LIBRARY	CE	C	6,275	4,939	-	1,038	374	1,313	410	14,349	1.08	11.99	3
ADEL PUBLIC LIBRARY	CE	D	21,444	17,073	-	1,542	112	2,375	-	42,546	2.20	12.88	-
ALBIA PUBLIC LIBRARY	SE	D	91,219	38,307	38	60,470	1,860	6,803	70	198,767	4.99	51.36	114
AUDUBON PUBLIC LIBRARY	SW	D	11,202	7,911	9	3,261	374	2,205	203	25,165	.99	9.97	89
BELLE PLAINE PUBLIC LIB	EC	D	8,524	8,028	-	8,111	525	2,575	1,564	29,327	1.61	10.35	39
BELMOND PUBLIC LIBRARY	NC	D	16,866	11,907	17	2,338	1,021	3,421	195	35,765	2.01	14.31	246
BLOOMFIELD PUBLIC LIB	SE	D	17,152	11,987	-	2,536	1,880	3,297	813	37,665	1.98	14.60	181
CAMANCHE PUBLIC LIBRARY	EC	D	16,538	9,009	-	73	161	8,623	2,087	36,491	1.28	8.23	182
CARLISLE PUBLIC LIBRARY	CE	D	12,165	11,095	18	18	314	952	87	24,649	.82	7.61	24
CARTER LAKE PUBLIC LIB	SW	D	5,771	5,893	-	1,074	502	1,200	179	14,619	1.02	4.57	50
CHARITON PUBLIC LIBRARY	SW	D	24,078	17,774	-	7,822	3,959	4,891	401	58,925	1.80	12.77	78
CLARION PUBLIC LIBRARY	NC	D	16,340	19,753	169	2,068	468	2,542	330	41,670	2.45	15.42	462
CRESCO PUBLIC LIBRARY	NE	D	19,403	35,218	149	14,285	2,410	6,080	5,973	83,518	2.68	22.76	26
DE WITT PUBLIC LIBRARY	EC	D	35,526	30,843	23	3,478	5,083	5,146	-	80,099	3.53	17.74	594
DYERSVILLE PUBLIC LIB	NE	D	20,636	28,914	4	3,437	803	4,557	291	58,642	2.20	15.84	37
EAGLE GROVE PUBLIC LIB	NC	D	29,903	18,453	131	5,876	84	1,697	646	56,790	2.66	15.47	501
ELDORA PUBLIC LIBRARY	NC	D	22,808	16,267	6	3,272	1,393	3,853	650	48,249	1.82	15.88	558
EMMETSBURG PUBLIC LIB	NW	D	26,939	24,466	20	7,151	1,775	5,559	182	66,092	2.69	16.77	161
EVANSDALE PUBLIC LIB	NE	D	6,357	6,345	-	2,277	-	815	28	15,822	2.05	3.41	5
FOREST CITY PUBLIC LIB	NC	D	23,148	16,525	3	98	962	2,613	40	43,389	1.57	9.79	365
GARNER PUBLIC LIBRARY	NC	D	13,282	18,726	43	8,519	1,391	5,358	273	47,592	1.96	16.32	539
GLENWOOD PUBLIC LIBRARY	SW	D	32,618	20,378	1	11,086	2,216	5,232	505	72,036	2.50	15.76	327
GRIMES PUBLIC LIBRARY	CE	D	6,106	11,979	-	5,679	351	2,048	297	26,460	2.17	9.97	-
HAMPTON PUBLIC LIBRARY	NC	D	24,892	35,387	60	1,128	1,048	3,941	2,114	68,570	1.98	16.59	584
HIAWATHA PUBLIC LIBRARY	EC	D	18,094	30,025	-	7,682	1,783	3,955	947	62,486	3.02	12.53	205
HUMBOLDT PUBLIC LIBRARY	NC	D	33,644	50,219	1	9,187	3,149	2,173	363	98,736	4.05	22.25	260

Circulation

NAME	REG	SZ CD	ADULT BOOKS	JUVENILE BOOKS	FILMS	VIDEO	AUDIO	PERIOD.	OTHER	TOTAL CIRC.	TURN-OVER OF COLL.	CIRC. PER CAP.	ILL'S LOANED
JEFFERSON PUBLIC LIB	CE	D	37,286	27,935	67	10,698	2,184	2,943	4,115	85,228	2.50	19.86	584
JOHNSTON PUBLIC LIBRARY	CE	D	18,323	35,363	-	10,623	8,605	702	686	74,302	3.47	15.80	37
MISSOURI VALLEY PUBLIC LIB	SW	D	12,683	6,840	-	1,780	117	2,186	-	23,606	1.00	8.17	85
MONTICELLO PUBLIC LIB	EC	D	19,043	20,954	1	466	218	2,945	100	43,727	2.23	12.42	107
NEW HAMPTON PUBLIC LIB	NE	D	19,353	19,320	-	181	721	3,324	384	43,283	1.95	11.83	25
NORTH LIBERTY PUBLIC LIB	EC	D	10,944	15,366	-	11,373	325	1,873	77	39,958	1.68	13.66	17
ONAWA PUBLIC LIBRARY	NW	D	20,349	9,638	21	609	395	5,792	2,742	39,546	1.30	13.47	78
ORANGE CITY PUBLIC LIB	NW	D	64,375	67,839	11	14,555	8,791	8,230	8,338	172,139	4.37	34.85	532
OSAGE PUBLIC LIBRARY	NC	D	32,450	19,810	228	23,384	1,859	4,527	1,385	83,643	2.29	24.32	666
OSCEOLA PUBLIC LIBRARY	SW	D	46,362	23,157	-	4,589	1,106	9,399	267	84,880	4.30	20.38	-
PLEASANT HILL PUBLIC LIB	CE	D	14,862	16,430	-	1,867	847	1,254	3,129	38,389	2.27	10.46	-
ROCK RAPIDS PUBLIC LIB	NW	D	22,176	33,936	120	1,325	6,703	5,213	1,167	70,640	2.19	27.16	226
ROCK VALLEY PUBLIC LIB	NW	D	39,032	56,175	-	13,663	5,123	6,777	1,093	121,863	5.31	47.98	8
SHELDON PUBLIC LIBRARY	NW	D	24,971	42,975	-	8,569	3,113	9,324	2,295	91,247	2.95	18.48	14
SIBLEY PUBLIC LIBRARY	NW	D	10,180	19,713	26	2,948	581	2,876	13	36,337	1.96	12.91	140
SPIRIT LAKE PUBLIC LIB	NW	D	43,463	26,149	180	4,119	3,358	7,139	575	84,983	3.61	21.95	121
STORY CITY PUBLIC LIB	CE	D	11,929	16,933	-	3,675	1,078	1,551	355	35,521	1.38	12.00	-
TAMA PUBLIC LIBRARY	EC	D	44,339	24,570	-	4,556	195	6,657	536	80,853	3.80	29.98	52
TIPTON PUBLIC LIBRARY	EC	D	17,652	22,348	1	3,418	688	2,585	192	46,884	1.71	15.64	79
WAUKEE PUBLIC LIBRARY	CE	D	7,597	12,529	189	2,521	691	585	530	24,642	2.62	9.81	1
WAUKON PUBLIC LIBRARY	NE	D	22,958	22,512	-	2,377	1,597	5,671	204	55,319	1.99	13.76	26
WEST LIBERTY PUBLIC LIB	SE	D	10,402	11,409	157	2,195	1,760	1,618	71	27,612	.88	9.41	81
WILTON PUBLIC LIBRARY	SE	D	13,016	10,299	-	2,789	767	2,501	187	29,559	1.74	11.47	242
WINTERSET PUBLIC LIB	CE	D	34,754	25,243	-	13,912	4,571	6,460	4,995	89,935	2.60	21.43	520
ALGONA PUBLIC LIBRARY	NC	E	45,241	48,293	132	11,774	286	11,389	456	117,571	2.78	19.55	445
ALTOONA PUBLIC LIBRARY	CE	E	32,425	29,251	-	6,905	2,145	4,564	567	75,857	3.21	10.55	-
ANAMOSA PUBLIC LIBRARY	EC	E	17,246	9,079	8	-	464	1,907	-	28,704	1.67	5.63	103
ATLANTIC PUBLIC LIBRARY	SW	E	37,318	24,795	-	4,589	1,034	8,469	269	76,474	1.86	10.29	204
CARROLL PUBLIC LIBRARY	NW	E	65,914	60,165	65	567	4,166	9,920	6,742	147,539	1.86	15.40	384
CENTERVILLE PUBLIC LIB	SE	E	39,818	43,635	50	14,997	1,045	9,178	100	108,823	3.78	18.33	361
CHARLES CITY PUBLIC LIB	NC	E	44,632	38,248	-	2,302	2,581	14,328	1,599	103,690	2.44	13.16	622
CHEROKEE PUBLIC LIBRARY	NW	E	24,964	30,405	69	4,366	3,271	5,347	599	69,021	2.69	11.45	127
CLARINDA PUBLIC LIBRARY	SW	E	24,765	24,682	129	772	1,948	3,305	3,285	58,886	1.20	11.54	224
CLEAR LAKE PUBLIC LIB	NC	E	44,912	51,644	33	16,473	2,804	9,537	243	125,646	2.76	15.35	1,057
CRESTON PUBLIC LIBRARY	SW	E	33,531	19,330	3	2,397	704	4,729	337	61,031	2.51	7.71	238
DECORAH PUBLIC LIBRARY	NE	E	77,869	34,489	-	7,629	7,710	11,226	663	139,586	3.54	17.31	115
DENISON PUBLIC LIBRARY	NW	E	78,520	34,803	4	7,450	2,809	26,309	83	149,978	3.24	22.71	189
ESTHERVILLE PUBLIC LIB	NW	E	24,729	42,274	143	1,397	4,622	6,083	581	79,829	1.51	11.88	150
FAIRFIELD PUBLIC LIB	SE	E	95,097	75,975	40	20,724	23,163	14,811	2,651	232,461	3.17	23.80	535
GRINNELL PUBLIC LIBRARY	EC	E	52,124	59,672	128	3,110	3,773	8,275	1,848	128,930	2.60	14.48	238
HARLAN PUBLIC LIBRARY	SW	E	50,312	28,783	42	14,916	4,041	4,794	3,040	105,928	2.85	20.58	464
INDEPENDENCE PUBLIC LIB	NE	E	27,252	20,303	3	2,065	1,052	4,089	27	54,791	2.49	9.17	206
IOWA FALLS PUBLIC LIB	NC	E	40,586	31,748	44	8,817	2,556	8,007	2,109	93,867	1.87	17.31	759
KNOXVILLE PUBLIC LIB	CE	E	49,181	38,052	-	9,842	2,549	1,873	947	102,444	2.76	12.44	79
LE MARS PUBLIC LIBRARY	NW	E	42,169	38,016	-	13,461	6,316	7,511	262	107,735	2.97	12.74	52

Circulation

NAME	REG	SZ CD	ADULT BOOKS	JUVENILE BOOKS	FILMS	VIDEO	AUDIO	PERIOD.	OTHER	TOTAL CIRC.	TURN-OVER OF COLL.	CIRC. PER CAP.	ILL'S LOANED
MANCHESTER PUBLIC LIB	NE	E	37,478	43,138	-	6,869	4,349	5,982	-	97,816	3.50	19.04	29
MAQUOKETA PUBLIC LIB	EC	E	31,195	35,582	-	2,652	1,998	2,605	312	74,344	2.36	12.17	119
MOUNT PLEASANT PUBLIC LIB	SE	E	46,692	42,503	-	11,206	1,909	4,840	3,382	110,532	2.35	13.77	22
NEVADA PUBLIC LIBRARY	CE	E	44,921	39,404	92	148	4,155	4,881	1,888	95,489	2.37	15.89	11
NORWALK PUBLIC LIBRARY	CE	E	10,927	12,045	-	1,943	799	440	29	26,183	1.20	4.57	-
OELWEIN PUBLIC LIBRARY	NE	E	54,873	38,429	-	6,180	2,586	7,820	193	110,081	2.41	16.95	123
PELLA PUBLIC LIBRARY	CE	E	57,984	56,285	11	7,518	6,220	6,805	748	135,571	2.71	14.62	55
PERRY PUBLIC LIBRARY	CE	E	47,534	42,951	5	20,644	5,489	8,085	3,465	128,173	3.68	19.27	621
RED OAK PUBLIC LIBRARY	SW	E	33,095	38,888	-	5,257	793	7,652	219	85,904	1.97	13.71	378
SHENANDOAH PUBLIC LIB	SW	E	35,711	20,967	7	3,166	1,126	3,263	1,259	65,499	1.31	11.76	279
SIOUX CENTER PUBLIC LIB	NW	E	35,365	57,080	80	12,808	4,073	8,996	913	119,315	3.87	23.51	84
STORM LAKE PUBLIC LIB	NW	E	43,806	36,787	-	7,894	3,749	5,002	2,141	99,379	2.52	11.33	215
VINTON PUBLIC LIBRARY	EC	E	28,833	17,584	2	3,561	1,970	6,138	-	58,088	3.06	11.38	106
WASHINGTON PUBLIC LIB	SE	E	43,399	37,763	141	6,331	2,701	3,867	230	94,432	2.34	13.35	279
WAVERLY PUBLIC LIBRARY	NE	E	41,023	52,759	117	12,623	1,567	24,216	2,710	135,015	2.79	15.81	220
WEBSTER CITY PUBLIC LIB	NC	E	43,888	35,909	300	6,762	4,544	3,688	1,936	97,027	1.79	12.29	785
ANKENY PUBLIC LIBRARY	CE	F	75,354	88,450	69	15,820	9,751	8,609	1,896	199,949	3.10	10.82	-
BOONE PUBLIC LIBRARY	CE	F	79,913	73,757	48	20,942	9,796	-	8,758	193,214	2.92	15.59	1,660
CORALVILLE PUBLIC LIB	EC	F	59,913	77,922	14	24,143	11,904	5,854	900	180,650	3.01	17.46	210
FORT MADISON PUBLIC LIB	SE	F	43,996	33,311	-	243	1,704	7,237	423	86,914	1.11	7.48	347
INDIANOLA PUBLIC LIB	CE	F	57,975	33,462	-	4,367	3,644	7,718	63	107,229	2.63	9.46	604
KEOKUK PUBLIC LIBRARY	SE	F	50,850	37,056	1	9,951	3,404	6,299	196	107,757	1.26	8.65	650
MARION PUBLIC LIBRARY	EC	F	83,685	108,121	-	24,020	10,143	6,789	5,622	238,380	3.05	11.68	390
MUSCATINE PUBLIC LIB	SE	F	126,590	61,534	206	24,319	19,783	13,396	26,951	272,779	1.85	11.92	1,932
NEWTON PUBLIC LIBRARY	CE	F	109,948	77,160	-	14,728	13,189	7,512	325	222,862	3.54	15.07	699
OSKALOOSA PUBLIC LIB	SE	F	60,922	82,526	-	11,102	5,721	10,236	2,243	172,750	3.18	16.25	1,419
OTTUMWA PUBLIC LIBRARY	SE	F	63,855	60,301	-	12,419	5,800	12,831	230	155,436	1.97	6.35	280
SPENCER PUBLIC LIBRARY	NW	F	57,977	35,925	239	1,357	4,500	12,968	6,862	119,828	2.04	10.83	353
URBANDALE PUBLIC LIB	CE	F	103,701	131,112	2	69,071	23,275	8,349	3,746	339,256	4.34	14.44	778
AMES PUBLIC LIBRARY	CE	G	336,031	333,090	-	29,911	80,222	44,101	28,656	852,011	5.05	18.05	2,154
BETTENDORF PUBLIC LIB	SE	G	161,487	160,290	-	30,178	42,743	21,346	4,600	420,644	3.80	14.95	3,209
BURLINGTON PUBLIC LIB	SE	G	166,183	140,573	-	17,172	12,966	13,642	164	350,700	3.97	12.89	1,593
CEDAR FALLS PUBLIC LIB	NE	G	160,727	114,636	53	26,706	6,605	17,067	769	326,563	3.32	9.52	278
CLINTON PUBLIC LIBRARY	EC	G	124,032	76,539	47	1,041	5,277	14,576	1,261	222,773	1.68	7.63	345
FORT DODGE PUBLIC LIB	NC	G	122,713	65,344	-	20,529	3,885	9,738	1,520	223,729	3.38	8.64	790
MARSHALLTOWN PUBLIC LIB	CE	G	78,023	55,592	14	5,464	8,735	7,133	373	155,334	1.68	6.17	1,451
MASON CITY PUBLIC LIB	NC	G	205,957	76,556	-	14,424	11,256	-	11,824	320,017	3.53	11.02	1,511
WEST DES MOINES PUBLIC LIB	CE	G	158,269	159,621	-	24,345	11,909	6,934	5,227	366,305	4.28	11.55	568
CEDAR RAPIDS PUBLIC LIB	EC	H	672,803	496,902	458	151,890	92,741	9,181	15,409	1,439,384	4.25	13.24	2,795
COUNCIL BLUFFS PUBLIC LIB	SW	H	140,348	62,063	-	11,555	4,778	-	2,277	221,021	.96	4.07	4,269
DAVENPORT PUBLIC LIB	SE	H	384,266	223,872	-	27,409	45,571	30,821	3,708	715,647	2.94	7.51	11,700
DES MOINES PUBLIC LIB	CE	H	743,463	354,953	1,595	157,317	124,339	24,707	423	1,406,797	2.10	7.28	4,224
DUBUQUE PUBLIC LIBRARY	NE	H	220,747	189,497	-	19,052	18,057	15,385	132	462,870	2.01	8.04	1,582
IOWA CITY PUBLIC LIB	EC	H	425,924	259,416	516	177,753	124,434	15,663	14,241	1,017,947	5.38	17.04	3,364

Circulation

NAME	REG	SZ CD	ADULT BOOKS	JUVENILE BOOKS	FILMS	VIDEO	AUDIO	PERIOD.	OTHER	TOTAL CIRC.	TURN-OVER OF COLL.	CIRC. PER CAP.	ILL'S LOANED
SIOUX CITY PUBLIC LIB	NW	H	412,521	253,840	345	16,601	15,715	42,644	3,658	745,324	2.50	9.26	6,424
WATERLOO PUBLIC LIBRARY	NE	H	253,062	152,041	35	22,881	18,305	16,457	2,147	464,928	2.58	6.99	7,206
DUBUQUE COUNTY LIBRARY	NE	I	12,842	46,126	-	-	2,093	4,980	-	66,041	1.55	3.65	96
SCOTT COUNTY LIBRARY	SE	I	101,632	138,491	4	14,743	7,891	36,908	2,973	302,642	2.45	11.00	-
WOODBURY COUNTY LIBRARY	NW	I	85,852	-	-	-	321	1,375	-	87,548	1.61	7.55	19

REPORT OF CIRCULATION - STATE TOTAL

SIZE GROUP	NO. TOT	LIB RPT	ADULT BOOKS	JUVENILE BOOKS	FILMS	VIDEO	AUDIO	PERIOD.	OTHER	TOTAL CIRCULATION	TURNOVER OF COLLECTION	CIRC. PER CAP.
A- 0 - 499	140	121	300,630	341,716	2,144	143,401	16,960	97,144	22,125	924,120	1.01	23.16
B- 500 - 999	131	128	586,682	709,440	630	281,058	30,095	177,994	28,967	1,814,866	1.32	19.49
C- 1,000 - 2,499	137	131	1,211,750	1,195,123	1,404	331,796	66,062	333,328	63,705	3,203,168	1.56	15.96
D- 2,500 - 4,999	50	49	1,153,154	1,089,925	1,693	318,660	89,017	194,043	51,674	2,898,166	2.40	16.67
E- 5,000 - 9,999	37	37	1,585,329	1,391,716	1,648	270,115	127,067	279,931	45,833	3,701,639	2.49	14.38
F- 10,000 - 24,999	13	13	974,679	900,637	579	232,482	122,614	107,798	58,215	2,397,004	2.51	11.73
G- 25,000 - 49,999	9	9	1,513,422	1,182,241	114	169,770	183,598	134,537	54,394	3,238,076	3.47	11.65
H- OVER - 50,000	8	8	3,253,134	1,992,584	2,949	584,458	443,940	154,858	41,995	6,473,918	2.72	9.04
I-COUNTY LIBRARIES	4	3	200,326	184,617	4	14,743	10,305	43,263	2,973	456,231	2.07	7.97
STATE TOTAL	529	499	10,779,106	8,987,999	11,165	2,346,483	1,089,658	1,522,896	369,881	25,107,188	2.18	12.43

REPORT OF CIRCULATION - STATE AVERAGE

SIZE GROUP	NO. TOT	LIB RPT	ADULT BOOKS	JUVENILE BOOKS	FILMS	VIDEO	AUDIO	PERIOD.	OTHER	TOTAL CIRCULATION	TURNOVER OF COLLECTION	CIRC. PER CAP.
A- 0 - 499	140	121	2,485	2,824	18	1,185	140	803	183	7,637	1.01	23.16
B- 500 - 999	131	128	4,583	5,543	5	2,196	235	1,391	226	14,179	1.32	19.49
C- 1,000 - 2,499	137	131	9,250	9,123	11	2,533	504	2,544	486	24,452	1.56	15.96
D- 2,500 - 4,999	50	49	23,534	22,243	35	6,503	1,817	3,960	1,055	59,146	2.40	16.67
E- 5,000 - 9,999	37	37	42,847	37,614	45	7,300	3,434	7,566	1,239	100,044	2.49	14.38
F- 10,000 - 24,999	13	13	74,975	69,280	45	17,883	9,432	8,292	4,478	184,385	2.51	11.73
G- 25,000 - 49,999	9	9	168,158	131,360	13	18,863	20,400	14,949	6,044	359,786	3.47	11.65
H- OVER - 50,000	8	8	406,642	249,073	369	73,057	55,493	19,357	5,249	809,240	2.72	9.04
I-COUNTY LIBRARIES	4	3	66,775	61,539	1	4,914	3,435	14,421	991	152,077	2.07	7.97
STATE AVERAGE	529	499	21,601	18,012	22	4,702	2,184	3,052	741	50,315	2.18	12.43

Iowa Public Library Statistics, 1992-93

PERSONNEL/EDUCATION LEVELS/FTE

* By Library

* Tables

The library by library listings which follow are in alphabetical order by Size Code.
Use the Table of Cities and Size Codes in the introduction to locate a library.

Staff

NAME	REGION	SIZE CODE	NO. LIBRN.	LIBRN. FTE	NO.OTHER STAFF	OTHER FTE	MASTERS LIB.SCI.	COLLEGE DEGREE	H.S. GRAD.	NO. VOL.	VOL. HRS.
ALEXANDER PUBLIC LIBRARY	NC	A	2	.69	1	.16	-	.53	.33	-	-
ALTA VISTA PUBLIC LIBRARY	NE	A	2	.35	-	-	-	-	.17	4	21
ARCHER PUBLIC LIBRARY	NW	A	1	-	-	-	-	-	1.00	-	-
ARLINGTON PUBLIC LIBRARY	NE	A	1	.55	-	-	-	-	.55	-	-
ARTHUR PUBLIC LIBRARY	NW	A	1	.15	-	-	-	-	1.00	-	-
ASHTON PUBLIC LIBRARY	NW	A	1	.37	2	.06	-	.45	-	16	57
AUBURN PUBLIC LIBRARY	NW	A	1	.35	-	-	-	.35	-	-	-
AURORA PUBLIC LIBRARY	NE	A	-	-	-	-	-	-	-	8	10
BAGLEY PUBLIC LIBRARY	SW	A	2	.52	-	-	-	-	.52	10	600
BEAMAN PUBLIC LIBRARY	NE	A	1	.45	2	.20	-	-	.45	21	93
BENNETT PUBLIC LIBRARY	EC	A	1	.43	-	-	-	-	.31	9	108
BIRMINGHAM PUBLIC LIBRARY	SE	A	-	-	-	-	-	-	-	10	546
BLAKESBURG PUBLIC LIBRARY	SE	A	1	.35	-	-	-	.05	3.33	1	50
BODE PUBLIC LIBRARY	NC	A	1	.30	-	-	-	-	.30	3	56
BONAPARTE PUBLIC LIBRARY	SE	A	1	.03	-	-	-	-	-	-	-
BUSSEY PUBLIC LIBRARY	CE	A	-	.25	-	-	-	-	.25	6	15
CALAMUS PUBLIC LIBRARY	EC	A	1	.06	-	-	-	.06	-	7	104
CALLENDER PUBLIC LIBRARY	NC	A	1	.50	-	-	-	.50	-	27	92
CANTRIL PUBLIC LIBRARY	SE	A	-	-	1	.10	-	-	-	3	10
CASEY PUBLIC LIBRARY	SW	A	1	.22	1	.07	-	.07	.22	7	25
CHARTER OAK PUBLIC LIBRARY	NW	A	1	.21	1	.01	-	-	.01	-	-
CHELSEA PUBLIC LIBRARY	EC	A	1	.55	1	-	-	-	.55	7	260
CHURDAN PUBLIC LIBRARY	CE	A	2	.60	-	-	-	-	.60	6	80
CLARE PUBLIC LIBRARY	NC	A	3	.38	-	-	-	-	.38	-	-
CLEARFIELD PUBLIC LIBRARY	SW	A	1	.02	-	-	-	-	1.00	8	65
CLEGHORN PUBLIC LIBRARY	NW	A	2	1.00	1	.50	-	.90	.60	18	200
CLUTIER PUBLIC LIBRARY	EC	A	-	-	-	-	-	-	-	7	1353
COLESBURG PUBLIC LIBRARY	NE	A	1	-	-	-	-	-	-	17	775
COLLINS PUBLIC LIBRARY	CE	A	1	1.00	1	.05	-	-	-	3	200
CORWITH PUBLIC LIBRARY	NC	A	1	.45	1	.45	-	-	.50	-	-
COULTER PUBLIC LIBRARY	NC	A	2	.62	-	-	-	-	.05	9	29
CUMBERLAND PUBLIC LIBRARY	SW	A	1	.27	-	-	-	-	.27	7	200
DELHI PUBLIC LIBRARY	NE	A	1	.40	-	-	-	-	.40	5	125
DOON PUBLIC LIBRARY	NW	A	1	.24	-	-	-	-	-	-	-
DUNCOMBE PUBLIC LIBRARY	NC	A	1	.62	1	.15	-	-	.77	8	54
ELLIOTT PUBLIC LIBRARY	SW	A	2	.70	-	-	-	.50	.25	-	-
ELLSWORTH PUBLIC LIBRARY	NC	A	2	.50	1	.04	-	.50	.50	20	70
EMERSON PUBLIC LIBRARY	SW	A	1	.50	-	-	-	-	.50	6	928
FARMERSBURG PUBLIC LIBRARY	NE	A	1	.20	-	-	-	-	.20	-	-
FENTON PUBLIC LIBRARY	NC	A	1	.45	-	-	-	-	.45	14	58
FERTILE PUBLIC LIBRARY	NC	A	2	.50	-	-	-	.15	.35	1	23
FORT ATKINSON PUBLIC LIBRARY	NE	A	2	.50	-	-	-	.50	-	-	-
GALVA PUBLIC LIBRARY	NW	A	2	.37	-	-	-	-	.37	-	-
GARRISON PUBLIC LIBRARY	EC	A	1	.45	-	-	-	-	.45	2	45

Staff

NAME	REGION	SIZE CODE	NO. LIBRN.	LIBRN. FTE	NO.OTHER STAFF	OTHER FTE	MASTERS LIB.SCI.	COLLEGE DEGREE	H.S. GRAD.	NO. VOL.	VOL. HRS.
GRAFTON PUBLIC LIBRARY	NC	A	2	.50	-	-	-	-	.10	11	2100
HANLONTOWN PUBLIC LIBRARY	NC	A	2	.50	-	-	-	-	.50	-	-
HARCOURT PUBLIC LIBRARY	NC	A	1	.40	1	.10	-	-	.30	9	34
HARPERS FERRY PUBLIC LIBRARY	NE	A	1	.30	-	-	-	-	.30	5	50
HAVELOCK PUBLIC LIBRARY	NW	A	1	.14	-	-	-	-	.14	6	50
HAWKEYE PUBLIC LIBRARY	NE	A	1	.37	-	-	-	.37	-	8	96
HILLSBORO PUBLIC LIBRARY	SE	A	1	.10	-	-	-	-	-	3	-
IONIA PUBLIC LIBRARY	NE	A	1	.51	-	-	-	.51	-	9	80
JAMAICA PUBLIC LIBRARY	SW	A	1	.42	-	-	-	-	.42	10	650
JOICE PUBLIC LIBRARY	NC	A	2	.50	-	-	-	.12	.45	-	-
KENSETT PUBLIC LIBRARY	NC	A	1	.50	-	-	-	.50	-	5	60
KIMBALLTON PUBLIC LIBRARY	SW	A	1	.50	-	-	-	-	1.00	-	-
LACONA PUBLIC LIBRARY	CE	A	2	.40	-	-	-	-	.37	2	8
LAKOTA PUBLIC LIBRARY	NC	A	1	.42	-	-	-	-	.42	11	42
LAMONT PUBLIC LIBRARY	NE	A	1	.55	1	.05	-	-	.55	6	80
LEDYARD PUBLIC LIBRARY	NC	A	1	.25	1	.15	-	-	.40	-	-
LETTS PUBLIC LIBRARY	SE	A	1	.38	-	-	-	-	.38	12	675
LEWIS PUBLIC LIBRARY	SW	A	1	.25	-	-	-	-	1.00	3	20
LIME SPRINGS PUBLIC LIBRARY	NE	A	3	.95	-	-	-	.26	.26	-	-
LINDEN PUBLIC LIBRARY	CE	A	2	1.50	-	-	-	-	-	2	27
LINN GROVE PUBLIC LIBRARY	NW	A	1	.18	1	.15	-	.18	.15	8	200
LITTLE ROCK PUBLIC LIBRARY	NW	A	1	.41	1	.05	-	-	.41	5	45
LIVERMORE PUBLIC LIBRARY	NC	A	2	1.00	-	-	-	-	1.00	23	121
LOHRVILLE PUBLIC LIBRARY	NW	A	1	.50	-	-	-	.50	-	2	5
LOST NATION PUBLIC LIBRARY	EC	A	1	.15	-	-	-	-	.15	3	40
LU VERNE PUBLIC LIBRARY	NC	A	1	.62	2	.37	-	.62	.37	-	-
MARATHON PUBLIC LIBRARY	NW	A	1	.30	-	-	-	-	.03	-	-
MARBLE ROCK PUBLIC LIBRARY	NC	A	2	.65	-	-	-	-	.65	-	-
MARTELLE PUBLIC LIBRARY	EC	A	2	.50	-	.05	-	-	.50	-	-
MASSENA PUBLIC LIBRARY	SW	A	1	.26	-	-	-	-	.26	-	-
MELVIN PUBLIC LIBRARY	NW	A	2	.22	-	-	-	-	.22	20	300
MENLO PUBLIC LIBRARY	SW	A	1	.30	-	-	-	-	.30	12	50
MESERVEY PUBLIC LIBRARY	NC	A	2	.55	-	-	-	-	.55	-	-
MINBURN PUBLIC LIBRARY	CE	A	1	.25	-	-	-	-	.25	6	364
MODALE PUBLIC LIBRARY	SW	A	1	.25	1	.25	-	-	.25	-	-
MONDAMIN PUBLIC LIBRARY	SW	A	1	.50	-	-	-	-	.50	45	178
MORLEY PUBLIC LIBRARY	EC	A	-	-	-	-	-	-	-	20	500
NEW VIRGINIA PUBLIC LIBRARY	CE	A	1	.53	2	.05	-	-	-	1	122
PACKWOOD PUBLIC LIBRARY	SE	A	1	1.00	-	-	-	-	-	3	30
PALMER PUBLIC LIBRARY	NW	A	1	.27	1	.07	-	-	.35	22	10
PATON PUBLIC LIBRARY	CE	A	1	.28	-	-	-	-	.28	11	50
PETERSON PUBLIC LIBRARY	NW	A	2	.95	-	-	-	.55	.40	-	-
PLAINFIELD PUBLIC LIBRARY	NE	A	1	.50	2	.55	-	-	1.10	-	-

Staff

NAME	REGION	SIZE CODE	NO. LIBRN.	LIBRN. FTE	NO.OTHER STAFF	OTHER FTE	MASTERS LIB.SCI.	COLLEGE DEGREE	H.S. GRAD.	NO. VOL.	VOL. HRS.
PLOVER PUBLIC LIBRARY	NW	A	1	-	-	-	-	-	-	-	-
QUIMBY PUBLIC LIBRARY	NW	A	1	-	-	-	-	-	1.00	-	-
RAKE PUBLIC LIBRARY	NC	A	2	.60	-	-	-	-	.60	3	45
RANDOLPH PUBLIC LIBRARY	SW	A	1	.25	-	-	-	-	.25	1	40
REMBRANDT PUBLIC LIBRARY	NW	A	1	.35	1	.10	-	.35	-	5	235
RENWICK PUBLIC LIBRARY	NC	A	1	.52	1	.05	-	-	.60	9	38
RINGSTED PUBLIC LIBRARY	NW	A	1	.10	1	.10	-	-	.55	15	41
RIPPEY PUBLIC LIBRARY	CE	A	2	.42	-	-	-	-	-	-	-
ROWAN PUBLIC LIBRARY	NC	A	1	.50	1	.30	-	-	.75	6	33
RUDD PUBLIC LIBRARY	NC	A	1	.55	-	-	-	-	.55	-	-
SALEM PUBLIC LIBRARY	SE	A	1	.10	-	-	-	-	.10	-	-
SILVER CITY PUBLIC LIBRARY	SW	A	1	.30	-	-	-	-	.30	21	47
SOMERS PUBLIC LIBRARY	NW	A	1	.30	-	-	-	-	.30	12	39
SOUTH ENGLISH PUBLIC LIBRARY	SE	A	1	.16	1	.03	-	-	.20	2	12
SPILLVILLE PUBLIC LIBRARY	NE	A	2	.58	1	.08	-	.20	.38	3	80
STACYVILLE PUBLIC LIBRARY	NC	A	1	.51	2	.16	-	-	.67	-	-
STANHOPE PUBLIC LIBRARY	NC	A	1	.50	-	-	-	-	-	3	52
STEAMBOAT ROCK PUBLIC LIBRARY	NC	A	1	.70	-	-	-	-	.70	5	100
STOCKPORT PUBLIC LIBRARY	SE	A	1	.28	-	-	-	-	.28	-	-
SWALEDALE PUBLIC LIBRARY	NC	A	2	.30	1	.05	-	.30	.05	-	-
TERRIL PUBLIC LIBRARY	NW	A	2	.50	-	-	-	-	.50	1	10
THOMPSON PUBLIC LIBRARY	NC	A	1	.50	-	-	-	-	.50	-	-
THORNTON PUBLIC LIBRARY	NC	A	1	.35	3	.30	-	-	.65	10	200
TRURO PUBLIC LIBRARY	CE	A	1	.60	1	.22	-	-	.37	6	160
UNION PUBLIC LIBRARY	NC	A	3	1.30	1	.20	-	2.00	1.00	5	500
VARINA PUBLIC LIBRARY	NW	A	2	.13	-	-	-	-	.05	-	-
VOLGA PUBLIC LIBRARY	NE	A	1	.22	2	.05	-	-	.27	15	65
WADENA PUBLIC LIBRARY	NE	A	1	.45	-	-	-	.26	-	1	100
WAUCOMA PUBLIC LIBRARY	NE	A	1	.10	-	-	-	-	-	18	1348
WEBB PUBLIC LIBRARY	NW	A	1	.25	-	-	-	.25	-	16	430
WESLEY PUBLIC LIBRARY	NC	A	1	.22	2	.32	-	-	.55	4	200
WESTGATE PUBLIC LIBRARY	NE	A	1	.18	-	-	-	-	.18	1	200
WILLIAMS PUBLIC LIBRARY	NC	A	1	.45	2	.10	-	.45	.10	89	97
WODEN PUBLIC LIBRARY	NC	A	2	.51	-	-	-	-	.51	1	125
ADAIR PUBLIC LIBRARY	SW	B	2	.35	-	-	-	-	.25	15	90
AGENCY PUBLIC LIBRARY	SE	B	1	.15	-	-	-	.15	-	4	312
ALBERT CITY PUBLIC LIBRARY	NW	B	1	.43	-	-	-	-	.43	35	424
ALDEN PUBLIC LIBRARY	NC	B	1	.60	2	.35	-	-	.95	-	-
ALLERTON PUBLIC LIBRARY	SW	B	1	.22	-	-	-	-	.22	21	108
ANTHON PUBLIC LIBRARY	NW	B	1	.48	-	-	-	-	.48	2	8
ARNOLDS PARK PUBLIC LIBRARY	NW	B	3	.67	-	-	-	.50	.20	5	20
ATKINS PUBLIC LIBRARY	EC	B	1	.65	1	.03	-	-	.65	3	175

Staff

NAME	REGION	SIZE CODE	NO. LIBRN.	LIBRN. FTE	NO.OTHER STAFF	OTHER FTE	MASTERS LIB.SCI.	COLLEGE DEGREE	H.S. GRAD.	NO. VOL.	VOL. HRS.
BADGER PUBLIC LIBRARY	NC	B	2	.55	-	-	-	.55	-	6	300
BANCROFT PUBLIC LIBRARY	NC	B	2	1.12	2	.10	-	-	1.22	1	14
BATAVIA PUBLIC LIBRARY	SE	B	2	.65	1	.13	-	-	.60	12	26
BATTLE CREEK PUBLIC LIBRARY	NW	B	2	.50	-	-	-	-	.50	-	-
BAYARD PUBLIC LIBRARY	SW	B	2	1.25	1	.25	-	-	1.50	5	25
BLAIRSTOWN PUBLIC LIBRARY	EC	B	2	.67	-	-	-	.37	.30	30	120
BOYDEN PUBLIC LIBRARY	NW	B	2	.67	3	.12	-	.50	.50	22	116
BURT PUBLIC LIBRARY	NC	B	2	.68	-	-	-	-	.68	3	400
CAMBRIDGE PUBLIC LIBRARY	CE	B	1	.17	-	-	-	-	.17	3	35
CLARENCE PUBLIC LIBRARY	EC	B	2	.50	-	-	-	-	.50	-	-
CLERMONT PUBLIC LIBRARY	NE	B	1	.50	-	-	-	-	.50	1	156
COGGON PUBLIC LIBRARY	EC	B	1	.57	-	-	-	-	.57	5	105
COLO PUBLIC LIBRARY	CE	B	2	1.30	2	.55	-	4.00	-	7	392
CONRAD PUBLIC LIBRARY	NE	B	3	1.68	2	.19	-	1.68	-	20	702
CORRECTIONVILLE PUBLIC LIBRARY	NW	B	1	.27	1	.03	-	-	.25	5	650
DAYTON PUBLIC LIBRARY	NC	B	1	.70	1	.15	-	-	.85	-	-
DEXTER PUBLIC LIBRARY	CE	B	2	.42	-	.05	-	.07	.35	-	-
DIKE PUBLIC LIBRARY	NE	B	1	.62	1	.07	-	.70	-	-	-
DONNELLSON PUBLIC LIBRARY	SE	B	2	1.08	1	.08	-	-	2.00	7	520
DOWS PUBLIC LIBRARY	NC	B	2	.65	-	-	-	-	.65	4	152
DUMONT PUBLIC LIBRARY	NE	B	2	.57	-	-	-	1.00	1.00	-	-
DUNKERTON PUBLIC LIBRARY	NE	B	1	.50	1	.05	-	.55	-	1	312
EARLVILLE PUBLIC LIBRARY	NE	B	1	.50	-	-	-	.50	-	-	-
EARLY PUBLIC LIBRARY	NW	B	1	.57	1	.07	-	.57	.07	35	1000
EDGEWOOD PUBLIC LIBRARY	NE	B	2	.55	-	-	-	.55	-	5	250
ELGIN PUBLIC LIBRARY	NE	B	1	.50	1	.03	-	-	.53	-	-
ELK HORN PUBLIC LIBRARY	SW	B	2	.55	-	-	-	-	.55	2	20
ELMA PUBLIC LIBRARY	NE	B	1	.50	1	.25	-	.50	.25	20	188
ELY PUBLIC LIBRARY	EC	B	1	.30	-	-	-	-	.30	36	700
ESSEX PUBLIC LIBRARY	SW	B	2	.67	-	-	-	-	.67	8	120
EVERLY PUBLIC LIBRARY	NW	B	1	.80	-	-	-	-	.80	-	-
EXIRA PUBLIC LIBRARY	SW	B	3	1.50	-	-	-	.56	1.50	-	-
FAIRFAX PUBLIC LIBRARY	EC	B	2	.97	-	-	-	1.00	1.00	22	109
FARMINGTON PUBLIC LIBRARY	SE	B	1	.65	1	.50	-	-	1.13	7	421
FONDA PUBLIC LIBRARY	NW	B	1	.38	1	.38	-	.38	.38	5	12
FONTANELLE PUBLIC LIBRARY	SW	B	2	.35	2	.05	-	-	.40	-	-
GARNAVILLO PUBLIC LIBRARY	NE	B	3	1.20	-	-	-	-	1.20	25	38
GARWIN PUBLIC LIBRARY	EC	B	1	.53	-	-	-	-	.53	7	150
GILMAN PUBLIC LIBRARY	CE	B	1	-	-	-	-	-	-	18	394
GILMORE CITY PUBLIC LIBRARY	NW	B	1	.62	2	.07	-	.62	-	-	-
GLADBROOK PUBLIC LIBRARY	EC	B	2	.65	-	-	-	-	.54	3	75
GRAETTINGER PUBLIC LIBRARY	NW	B	1	1.00	2	.17	-	.07	1.10	-	-
GRAND JUNCTION PUBLIC LIBRARY	CE	B	3	.63	-	-	-	-	.63	17	76
GRANGER PUBLIC LIBRARY	CE	B	1	.20	-	-	-	.20	-	5	65

Staff

NAME	REGION	SIZE CODE	NO. LIBRN.	LIBRN. FTE	NO.OTHER STAFF	OTHER FTE	MASTERS LIB.SCI.	COLLEGE DEGREE	H.S. GRAD.	NO. VOL.	VOL. HRS.
HEDRICK PUBLIC LIBRARY	SE	B	1	.42	-	-	-	-	.42	12	234
HOPKINTON PUBLIC LIBRARY	NE	B	1	.40	-	-	-	.35	-	5	300
HUBBARD PUBLIC LIBRARY	NC	B	1	.60	1	.12	-	-	.72	17	82
HUMESTON PUBLIC LIBRARY	SW	B	1	.36	-	-	-	-	-	2	600
INWOOD PUBLIC LIBRARY	NW	B	3	.50	-	-	-	.30	.20	-	-
JANESVILLE PUBLIC LIBRARY	NE	B	3	1.07	-	-	-	-	1.07	4	423
KANAWHA PUBLIC LIBRARY	NC	B	2	.50	-	-	-	-	.50	-	-
KEYSTONE PUBLIC LIBRARY	EC	B	2	1.05	-	-	-	-	1.05	15	250
KLEMME PUBLIC LIBRARY	NC	B	2	.50	-	-	-	-	.50	-	-
LAKE PARK PUBLIC LIBRARY	NW	B	2	.75	-	-	-	.40	.35	-	-
LARCHWOOD PUBLIC LIBRARY	NW	B	2	.37	1	.13	-	-	.38	3	50
LAWLER PUBLIC LIBRARY	NE	B	1	.37	-	-	-	-	.37	3	96
LE GRAND PUBLIC LIBRARY	CE	B	2	.78	-	-	-	.58	.20	6	72
LEHIGH PUBLIC LIBRARY	NC	B	1	.56	1	.29	-	-	.85	2	20
LOWDEN PUBLIC LIBRARY	EC	B	1	.50	2	.10	-	-	2.00	8	24
MAXWELL PUBLIC LIBRARY	CE	B	1	.35	-	-	-	-	.35	3	14
MAYNARD PUBLIC LIBRARY	NE	B	1	.38	-	-	-	.38	-	-	-
MC GREGOR PUBLIC LIBRARY	NE	B	1	.52	2	.78	.52	-	.78	-	-
MELBOURNE PUBLIC LIBRARY	CE	B	2	.54	-	-	-	-	.54	-	-
MERRILL PUBLIC LIBRARY	NW	B	2	.43	-	-	-	-	.43	-	-
MILO PUBLIC LIBRARY	CE	B	1	.58	-	-	-	-	.58	22	489
MILTON PUBLIC LIBRARY	SE	B	-	-	-	-	-	-	-	6	510
MONTROSE PUBLIC LIBRARY	SE	B	3	.50	-	-	-	-	.50	-	-
MORAVIA PUBLIC LIBRARY	SE	B	1	.55	-	-	-	-	.55	-	-
MORNING SUN PUBLIC LIBRARY	SE	B	1	.75	1	.20	-	.20	.75	12	36
MOULTON PUBLIC LIBRARY	SE	B	3	.55	-	-	-	-	.55	20	200
MURRAY PUBLIC LIBRARY	SW	B	1	.32	-	-	-	-	-	-	-
NEW ALBIN PUBLIC LIBRARY	NE	B	2	.36	-	-	-	.36	-	-	-
NEW HARTFORD PUBLIC LIBRARY	NE	B	1	.55	-	-	-	-	.55	2	68
NEWHALL PUBLIC LIBRARY	EC	B	2	.58	-	-	-	-	.58	10	20
NORTH ENGLISH PUBLIC LIBRARY	EC	B	1	.67	1	.07	-	.67	.07	5	5000
NORWAY PUBLIC LIBRARY	EC	B	1	.63	-	-	-	-	.63	2	20
OCHEYEDAN PUBLIC LIBRARY	NW	B	1	.40	2	.10	-	.10	.40	5	1040
OLIN PUBLIC LIBRARY	EC	B	1	.65	1	.04	-	-	-	20	30
OSSIAN PUBLIC LIBRARY	NE	B	1	.40	-	-	-	-	.40	5	210
OXFORD JUNCTION PUBLIC LIBRARY	EC	B	1	.30	-	-	-	-	.30	-	-
OXFORD PUBLIC LIBRARY	EC	B	-	-	-	-	-	-	-	18	638
POMEROY PUBLIC LIBRARY	NW	B	1	.60	-	-	-	-	.60	4	26
PRIMGHAR PUBLIC LIBRARY	NW	B	2	.50	-	-	-	.50	.50	-	-
RADCLIFFE PUBLIC LIBRARY	NC	B	3	.75	-	-	-	.25	.55	1	73
READLYN PUBLIC LIBRARY	NE	B	2	.88	2	.07	-	-	2.00	1	15
REDFIELD PUBLIC LIBRARY	CE	B	2	.85	-	-	-	-	-	-	-
RICEVILLE PUBLIC LIBRARY	NC	B	-	.87	-	.32	-	.20	-	47	846

Staff

NAME	REGION	SIZE CODE	NO. LIBRN.	LIBRN. FTE	NO.OTHER STAFF	OTHER FTE	MASTERS LIB.SCI.	COLLEGE DEGREE	H.S. GRAD.	NO. VOL.	VOL. HRS.
RICHLAND PUBLIC LIBRARY	SE	B	1	.40	1	.10	-	-	.50	6	109
ROCKFORD PUBLIC LIBRARY	NC	B	1	.70	-	-	-	-	.70	-	-
ROLFE PUBLIC LIBRARY	NW	B	2	.35	-	-	-	.35	-	-	-
RUTHVEN PUBLIC LIBRARY	NW	B	2	.42	-	-	-	-	.42	1	30
SABULA PUBLIC LIBRARY	EC	B	2	1.15	1	.10	-	-	1.25	-	-
SCHLESWIG PUBLIC LIBRARY	NW	B	1	.20	1	.18	-	-	.20	55	300
SCRANTON PUBLIC LIBRARY	CE	B	1	.44	1	.25	-	-	.69	15	349
SEYMOUR PUBLIC LIBRARY	SW	B	1	.25	-	-	-	.25	-	26	1144
SHELLSBURG PUBLIC LIBRARY	EC	B	1	.50	-	-	-	-	.50	-	-
SIOUX RAPIDS PUBLIC LIBRARY	NW	B	1	.33	1	.05	-	-	.33	5	50
SLOAN PUBLIC LIBRARY	NW	B	1	.25	-	-	-	.25	-	1	200
STANTON PUBLIC LIBRARY	SW	B	1	.50	-	-	-	-	.50	10	35
STANWOOD PUBLIC LIBRARY	EC	B	1	.35	-	-	-	.35	-	8	20
STRATFORD PUBLIC LIBRARY	NC	B	1	.62	1	.13	-	-	.74	6	416
SUTHERLAND PUBLIC LIBRARY	NW	B	2	.57	-	-	-	-	.57	1	15
SWEA CITY PUBLIC LIBRARY	NC	B	1	.37	2	.20	-	-	.67	-	-
TABOR PUBLIC LIBRARY	SW	B	1	.50	1	.50	-	-	1.00	42	116
TITONKA PUBLIC LIBRARY	NC	B	1	.50	-	-	-	.50	-	-	-
VAN HORNE PUBLIC LIBRARY	EC	B	4	.72	-	-	.37	.27	.15	15	30
VAN METER PUBLIC LIBRARY	CE	B	1	.80	-	-	-	-	.80	1	20
VENTURA PUBLIC LIBRARY	NC	B	2	.58	-	-	-	-	.58	1	337
VICTOR PUBLIC LIBRARY	EC	B	1	.75	1	.11	-	-	1.00	2	100
WALL LAKE PUBLIC LIBRARY	NW	B	1	.43	2	.28	-	.43	.20	5	40
WALNUT PUBLIC LIBRARY	SW	B	2	.50	1	.13	-	.25	.38	16	70
WELLSBURG PUBLIC LIBRARY	NE	B	4	1.70	-	-	-	1.55	.62	25	425
WEST BEND PUBLIC LIBRARY	NC	B	1	1.00	2	.65	-	1.00	2.00	-	-
WHAT CHEER PUBLIC LIBRARY	SE	B	1	.05	-	-	-	-	-	3	240
WHEATLAND PUBLIC LIBRARY	EC	B	1	.42	-	-	-	-	.45	-	-
WHITING PUBLIC LIBRARY	NW	B	1	.60	1	.33	-	-	.93	43	223
WHITTEMORE PUBLIC LIBRARY	NC	B	2	1.20	2	.10	-	-	1.30	-	-
WINTHROP PUBLIC LIBRARY	NE	B	1	.04	1	.01	-	-	.47	11	95
WYOMING PUBLIC LIBRARY	EC	B	2	.04	-	-	-	.04	-	20	419
ZEARING PUBLIC LIBRARY	CE	B	3	.66	3	.02	-	.75	.02	8	315
ACKLEY PUBLIC LIBRARY	NC	C	2	.73	-	-	-	.43	.30	2	22
AKRON PUBLIC LIBRARY	NW	C	1	.75	2	.40	-	2.00	1.00	-	-
ALLISON PUBLIC LIBRARY	NE	C	2	.70	2	.15	-	.37	.32	-	-
ALTA PUBLIC LIBRARY	NW	C	1	.50	-	-	-	-	-	-	-
ALTON PUBLIC LIBRARY	NW	C	4	1.07	1	.02	-	.95	.10	-	-
ANITA PUBLIC LIBRARY	SW	C	1	.76	-	-	-	-	.76	28	124
APLINGTON PUBLIC LIBRARY	NE	C	2	.65	2	.20	-	.76	.48	18	70
ARMSTRONG PUBLIC LIBRARY	NW	C	2	.45	1	.07	-	.25	.20	-	-
AVOCA PUBLIC LIBRARY	SW	C	2	1.50	2	.25	-	-	1.70	1	80
BEDFORD PUBLIC LIBRARY	SW	C	1	.61	2	.38	-	-	.99	20	125
BELLEVUE PUBLIC LIBRARY	EC	C	4	2.50	-	-	-	1.25	1.25	64	1062

Staff

NAME	REGION	SIZE CODE	NO. LIBRN.	LIBRN. FTE	NO.OTHER STAFF	OTHER FTE	MASTERS LIB.SCI.	COLLEGE DEGREE	H.S. GRAD.	NO. VOL.	VOL. HRS.
BONDURANT PUBLIC LIBRARY	CE	C	1	.53	1	.03	-	.53	.03	-	-
BRITT PUBLIC LIBRARY	NC	C	1	.56	-	-	-	-	.56	2	20
BROOKLYN PUBLIC LIBRARY	EC	C	1	.60	2	.05	-	-	3.00	-	-
BUFFALO CENTER PUBLIC LIBRARY	NC	C	2	.55	1	.05	-	.40	.15	-	-
CALMAR PUBLIC LIBRARY	NE	C	1	.75	1	.50	-	-	1.25	8	62
CASCADE PUBLIC LIBRARY	NE	C	1	.70	1	.50	-	.50	.70	-	-
CENTER POINT PUBLIC LIBRARY	EC	C	1	.85	-	.35	-	2.00	1.00	3	300
CENTRAL CITY PUBLIC LIBRARY	EC	C	1	.50	-	-	-	-	.50	35	380
CLARKSVILLE PUBLIC LIBRARY	NE	C	1	.65	1	.25	-	-	.90	40	400
COLFAX PUBLIC LIBRARY	CE	C	1	.63	3	.07	-	-	.64	-	-
COLUMBUS JUNCTION PUBLIC LIB	SE	C	1	.50	2	.60	-	.50	.60	16	300
COON RAPIDS PUBLIC LIBRARY	NW	C	1	.75	2	.95	-	.45	1.25	-	-
CORNING PUBLIC LIBRARY	SW	C	3	2.00	1	.25	-	1.25	1.00	3	141
DALLAS CENTER PUBLIC LIBRARY	CE	C	3	1.50	-	-	-	.25	1.25	-	-
DE SOTO PUBLIC LIBRARY	CE	C	2	.55	-	-	-	.37	.18	24	124
DENVER PUBLIC LIBRARY	NE	C	4	1.87	-	-	-	1.00	3.00	10	350
DUNLAP PUBLIC LIBRARY	SW	C	1	.50	-	-	-	.50	-	-	-
DYSART PUBLIC LIBRARY	EC	C	2	.65	-	-	-	.70	-	-	-
EARLHAM PUBLIC LIBRARY	CE	C	3	1.13	-	-	-	-	1.13	10	20
EDDYVILLE PUBLIC LIBRARY	SE	C	1	.37	1	.12	-	1.00	1.00	2	3
ELDON PUBLIC LIBRARY	SE	C	1	.65	1	.15	-	1.00	1.00	18	30
ELKADER PUBLIC LIBRARY	NE	C	2	1.14	-	-	-	.86	.28	22	36
FAIRBANK PUBLIC LIBRARY	NE	C	4	1.12	1	.08	-	3.00	1.00	3	87
FAYETTE PUBLIC LIBRARY	NE	C	3	1.20	-	-	-	-	1.20	-	-
FREDERICKSBURG PUBLIC LIBRARY	NE	C	2	.66	1	.05	-	.55	.15	1	12
GEORGE PUBLIC LIBRARY	NW	C	1	.47	-	-	-	-	.47	-	-
GOWRIE PUBLIC LIBRARY	NC	C	1	.62	1	.10	-	-	.62	4	70
GREENE PUBLIC LIBRARY	NE	C	3	1.50	3	1.50	-	-	2.00	1	156
GREENFIELD PUBLIC LIBRARY	SW	C	2	1.50	5	.85	-	.75	.75	3	50
GRISWOLD PUBLIC LIBRARY	SW	C	1	.70	1	.08	-	.08	.70	8	160
GRUNDY CENTER PUBLIC LIBRARY	NE	C	1	1.00	3	1.25	-	1.00	3.00	2	518
GUTHRIE CENTER PUBLIC LIBRARY	SW	C	3	1.31	1	.09	-	.55	.78	91	68
GUTTENBERG PUBLIC LIBRARY	NE	C	3	.85	-	-	-	.35	.32	-	-
HAWARDEN PUBLIC LIBRARY	NW	C	3	1.60	2	1.32	-	2.25	1.05	1	416
HOLSTEIN PUBLIC LIBRARY	NW	C	2	1.55	-	-	-	1.00	.55	18	483
HUDSON PUBLIC LIBRARY	NE	C	1	1.00	3	.88	1.00	.33	.55	10	200
HULL PUBLIC LIBRARY	NW	C	3	1.25	-	-	-	1.25	-	6	450
HUXLEY PUBLIC LIBRARY	CE	C	2	.88	-	-	-	.88	-	20	156
IDA GROVE PUBLIC LIBRARY	NW	C	3	1.80	1	.13	-	1.00	2.00	8	10
JESUP PUBLIC LIBRARY	NE	C	3	1.70	1	.10	-	1.35	.35	1	750
JEWELL PUBLIC LIBRARY	NC	C	2	.75	1	.03	-	.37	.37	1	10
KALONA PUBLIC LIBRARY	SE	C	1	.75	1	.30	.75	.30	-	2	396
KEOSAUQUA PUBLIC LIBRARY	SE	C	1	.50	2	.68	-	-	2.00	12	75
KEOTA PUBLIC LIBRARY	SE	C	2	1.10	-	-	-	.75	.35	20	2000

Staff

NAME	REGION	SIZE CODE	NO. LIBRN.	LIBRN. FTE	NO.OTHER STAFF	OTHER FTE	MASTERS LIB.SCI.	COLLEGE DEGREE	H.S. GRAD.	NO. VOL.	VOL. HRS.
KINGSLEY PUBLIC LIBRARY	NW	C	2	.60	2	.30	-	.05	.85	6	40
LA PORTE CITY PUBLIC LIBRARY	NE	C	3	1.10	1	.10	-	.50	.60	-	-
LAKE CITY PUBLIC LIBRARY	NW	C	2	1.25	-	-	-	.63	.63	-	-
LAKE MILLS PUBLIC LIBRARY	NC	C	1	.55	3	.62	-	.75	.43	-	-
LAKE VIEW PUBLIC LIBRARY	NW	C	1	.65	1	.32	-	-	.65	94	800
LAMONI PUBLIC LIBRARY	SW	C	1	1.00	2	1.00	-	.50	1.50	-	-
LANSING PUBLIC LIBRARY	NE	C	1	.45	-	-	-	-	.45	-	-
LAURENS PUBLIC LIBRARY	NW	C	3	1.85	2	.48	-	1.85	.28	91	619
LENOX PUBLIC LIBRARY	SW	C	6	.50	-	-	-	1.00	2.00	7	200
LEON PUBLIC LIBRARY	SW	C	3	1.88	2	.19	-	1.54	.53	2	55
LISBON PUBLIC LIBRARY	EC	C	1	.41	3	.33	-	.74	-	7	200
LOGAN PUBLIC LIBRARY	SW	C	3	1.38	-	-	-	.63	.75	8	120
MADRID PUBLIC LIBRARY	CE	C	2	1.28	-	-	-	-	1.28	7	70
MALVERN PUBLIC LIBRARY	SW	C	2	.68	1	.06	-	.68	.06	20	258
MANLY PUBLIC LIBRARY	NC	C	1	.60	2	.17	-	.75	.15	-	-
MANNING PUBLIC LIBRARY	NW	C	1	.30	1	.23	-	.53	-	-	-
MANSON PUBLIC LIBRARY	NW	C	2	1.10	1	.35	-	.90	.55	-	-
MAPLETON PUBLIC LIBRARY	NW	C	3	1.75	-	-	-	.50	2.00	-	-
MARCUS PUBLIC LIBRARY	NW	C	2	.93	1	.05	-	.93	.02	-	-
MARENGO PUBLIC LIBRARY	EC	C	5	1.83	1	.14	-	1.53	.10	3	75
MECHANICSVILLE PUBLIC LIBRARY	EC	C	2	.68	-	-	-	-	2.00	-	-
MEDIAPOLIS PUBLIC LIBRARY	SE	C	3	.92	1	.15	-	.41	.51	-	-
MILFORD PUBLIC LIBRARY	NW	C	1	1.00	2	-	-	-	3.00	-	-
MITCHELLVILLE PUBLIC LIBRARY	CE	C	2	1.13	1	.08	-	1.13	-	58	263
MONONA PUBLIC LIBRARY	NE	C	2	.73	-	-	-	.33	.40	-	-
MONTEZUMA PUBLIC LIBRARY	EC	C	1	.81	2	.65	-	.96	.50	5	50
MOUNT AYR PUBLIC LIBRARY	SW	C	3	1.20	-	-	-	.75	.47	-	-
NASHUA PUBLIC LIBRARY	NE	C	1	1.00	3	.60	-	1.00	-	-	-
NEW LONDON PUBLIC LIBRARY	SE	C	2	2.00	1	.25	1.00	1.00	.25	-	-
NEW SHARON PUBLIC LIBRARY	SE	C	1	.10	5	.50	-	-	.60	2	1000
NEWELL PUBLIC LIBRARY	NW	C	2	.72	-	-	-	.50	.22	15	200
NORA SPRINGS PUBLIC LIBRARY	NC	C	1	.73	-	-	-	-	.73	5	670
NORTHWOOD PUBLIC LIBRARY	NC	C	2	1.05	3	.75	-	.75	1.05	-	-
OAKLAND PUBLIC LIBRARY	SW	C	1	.60	2	.40	-	.60	.40	-	-
ODEBOLT PUBLIC LIBRARY	NW	C	1	.60	2	.34	-	.04	.90	25	300
OGDEN PUBLIC LIBRARY	CE	C	1	.50	2	.80	-	.78	.42	-	-
PANORA PUBLIC LIBRARY	SW	C	2	.86	1	.05	-	-	.86	54	68
PARKERSBURG PUBLIC LIBRARY	NE	C	1	.65	2	.25	-	-	.90	2	200
PAULLINA PUBLIC LIBRARY	NW	C	2	.93	2	.30	-	-	1.23	-	-
PLEASANTVILLE PUBLIC LIBRARY	CE	C	1	1.00	1	.50	-	1.00	.50	10	120
POCAHONTAS PUBLIC LIBRARY	NW	C	4	1.90	1	.20	-	1.90	.20	3	189
POLK CITY PUBLIC LIBRARY	CE	C	1	.46	2	.34	-	.46	-	-	-

Staff

NAME	REGION	SIZE CODE	NO. LIBRN.	LIBRN. FTE	NO.OTHER STAFF	OTHER FTE	MASTERS LIB.SCI.	COLLEGE DEGREE	H.S. GRAD.	NO. VOL.	VOL. HRS.
POSTVILLE PUBLIC LIBRARY	NE	C	3	1.06	-	-	-	-	1.06	1	182
PRESTON PUBLIC LIBRARY	EC	C	1	.37	4	.52	-	.20	.54	23	49
REINBECK PUBLIC LIBRARY	NE	C	1	.75	2	.65	-	1.00	2.00	1	16
REMSEN PUBLIC LIBRARY	NW	C	5	2.80	1	.50	-	-	3.30	-	-
ROCKWELL CITY PUBLIC LIBRARY	NW	C	1	.80	1	.44	-	.80	.44	-	-
ROCKWELL PUBLIC LIBRARY	NC	C	2	.45	-	-	-	-	.45	3	75
ROLAND PUBLIC LIBRARY	CE	C	2	1.12	-	-	-	.45	.33	7	805
SAC CITY PUBLIC LIBRARY	NW	C	4	2.00	1	.13	-	1.50	.63	40	1132
SAINT ANSGAR PUBLIC LIBRARY	NC	C	2	1.12	2	.66	-	-	1.78	-	-
SANBORN PUBLIC LIBRARY	NW	C	2	.95	1	.13	-	-	1.08	91	355
SHEFFIELD PUBLIC LIBRARY	NC	C	1	.88	2	.79	-	-	1.67	-	-
SHELL ROCK PUBLIC LIBRARY	NE	C	2	1.07	1	.01	-	-	3.00	-	-
SIDNEY PUBLIC LIBRARY	SW	C	1	.01	-	-	-	-	-	50	100
SIGOURNEY PUBLIC LIBRARY	SE	C	1	.60	3	.75	.25	.50	.50	-	-
SLATER PUBLIC LIBRARY	CE	C	1	1.00	2	.65	1.00	.35	.30	52	940
SOLON PUBLIC LIBRARY	EC	C	1	.70	1	.10	-	.70	-	10	128
SPRINGVILLE PUBLIC LIBRARY	EC	C	1	.50	-	-	-	-	.50	5	750
STATE CENTER PUBLIC LIBRARY	CE	C	3	1.50	-	-	-	1.00	.50	2	30
STRAWBERRY POINT PUBLIC LIB	NE	C	3	1.00	-	-	-	.62	.32	2	74
STUART PUBLIC LIBRARY	SW	C	2	1.22	1	.17	-	-	1.40	4	10
SUMNER PUBLIC LIBRARY	NE	C	4	1.92	1	.12	-	1.00	3.00	3	300
TOLEDO PUBLIC LIBRARY	EC	C	3	1.33	-	-	-	.71	.62	64	1025
TRAER PUBLIC LIBRARY	EC	C	1	.57	2	.32	-	-	.90	-	-
TRIPOLI PUBLIC LIBRARY	NE	C	1	1.00	1	.36	-	-	1.36	1	64
VILLISCA PUBLIC LIBRARY	SW	C	1	.65	1	.20	-	.65	-	-	-
WAPELLO PUBLIC LIBRARY	SE	C	3	2.25	-	-	-	.63	1.63	-	-
WELLMAN PUBLIC LIBRARY	SE	C	1	.58	1	.30	-	.58	.30	17	404
WEST BRANCH PUBLIC LIBRARY	EC	C	3	1.95	1	.10	-	2.05	-	45	509
WEST POINT PUBLIC LIBRARY	SE	C	2	1.00	-	-	-	1.00	1.00	9	240
WEST UNION PUBLIC LIBRARY	NE	C	1	1.00	2	1.00	-	2.00	-	2	-
WILLIAMSBURG PUBLIC LIBRARY	EC	C	3	1.60	-	-	-	1.60	-	-	-
WINFIELD PUBLIC LIBRARY	SE	C	2	.77	-	-	-	-	.77	1	150
WOODBINE PUBLIC LIBRARY	SW	C	2	1.15	3	.25	-	.58	.58	106	318
WOODWARD PUBLIC LIBRARY	CE	C	2	.75	-	-	-	-	.75	38	1400
ADEL PUBLIC LIBRARY	CE	D	3	1.85	1	.20	-	2.00	1.00	10	1000
ALBIA PUBLIC LIBRARY	SE	D	3	2.33	-	-	-	1.00	2.00	6	700
AUDUBON PUBLIC LIBRARY	SW	D	3	2.22	-	-	-	.90	1.20	3	46
BELLE PLAINE PUBLIC LIBRARY	EC	D	5	1.58	-	-	-	1.00	.55	8	657
BELMOND PUBLIC LIBRARY	NC	D	3	2.33	-	-	-	-	2.33	4	20
BLOOMFIELD PUBLIC LIBRARY	SE	D	2	2.00	2	.88	-	1.00	1.88	45	779
CAMANCHE PUBLIC LIBRARY	EC	D	2	1.43	2	1.23	-	-	4.00	-	-
CARLISLE PUBLIC LIBRARY	CE	D	1	1.00	2	.65	1.00	.63	.05	5	85

Staff

NAME	REGION	SIZE CODE	NO. LIBRN.	LIBRN. FTE	NO.OTHER STAFF	OTHER FTE	MASTERS LIB.SCI.	COLLEGE DEGREE	H.S. GRAD.	NO. VOL.	VOL. HRS.
CARTER LAKE PUBLIC LIBRARY	SW	D	3	1.00	-	-	-	.34	.66	221	473
CHARITON PUBLIC LIBRARY	SW	D	2	.57	3	1.57	-	-	2.14	7	301
CLARION PUBLIC LIBRARY	NC	D	4	1.50	1	.80	-	1.50	.80	13	60
CRESCO PUBLIC LIBRARY	NE	D	2	1.38	4	3.14	-	.75	7.26	10	1050
DE WITT PUBLIC LIBRARY	EC	D	4	2.60	1	.38	-	2.60	.38	25	925
DYERSVILLE PUBLIC LIBRARY	NE	D	4	2.75	1	.25	1.00	-	1.75	24	1194
EAGLE GROVE PUBLIC LIBRARY	NC	D	1	1.00	4	2.38	1.00	1.78	.60	1	350
ELDORA PUBLIC LIBRARY	NC	D	3	2.05	2	.35	-	2.05	.35	2	400
EMMETSBURG PUBLIC LIBRARY	NW	D	2	1.57	4	2.00	-	2.08	1.43	1	80
EVANSDALE PUBLIC LIBRARY	NE	D	1	1.00	1	.20	-	-	2.00	3	160
FOREST CITY PUBLIC LIBRARY	NC	D	3	2.05	-	-	-	-	2.05	-	-
GARNER PUBLIC LIBRARY	NC	D	1	1.00	4	1.16	1.00	.38	.61	2	100
GLENWOOD PUBLIC LIBRARY	SW	D	4	3.75	5	3.40	-	.88	6.28	69	1875
GRIMES PUBLIC LIBRARY	CE	D	4	1.21	-	-	-	.87	.04	5	60
HAMPTON PUBLIC LIBRARY	NC	D	4	3.60	1	.42	-	2.11	1.25	27	661
HIAWATHA PUBLIC LIBRARY	EC	D	2	1.93	4	1.25	-	2.58	.66	15	534
HUMBOLDT PUBLIC LIBRARY	NC	D	4	3.58	3	1.00	-	3.58	1.00	-	-
JEFFERSON PUBLIC LIBRARY	CE	D	3	3.00	3	1.48	-	1.00	4.00	38	511
JOHNSTON PUBLIC LIBRARY	CE	D	3	2.25	3	1.50	1.00	2.25	.50	3	384
MISSOURI VALLEY PUBLIC LIBRARY	SW	D	1	.88	3	.90	-	-	.88	8	20
MONTICELLO PUBLIC LIBRARY	EC	D	4	1.95	1	.38	-	1.51	.44	-	-
NEW HAMPTON PUBLIC LIBRARY	NE	D	5	2.50	1	.18	.85	.50	1.20	6	60
NORTH LIBERTY PUBLIC LIBRARY	EC	D	3	2.00	-	-	-	2.00	1.00	47	2763
ONAWA PUBLIC LIBRARY	NW	D	3	1.90	3	.93	-	1.45	1.10	-	-
ORANGE CITY PUBLIC LIBRARY	NW	D	7	4.26	2	.63	-	4.26	.63	-	-
OSAGE PUBLIC LIBRARY	NC	D	5	2.50	4	.82	.75	-	1.78	-	-
OSCEOLA PUBLIC LIBRARY	SW	D	5	3.10	-	-	-	-	3.10	-	-
PLEASANT HILL PUBLIC LIBRARY	CE	D	3	2.00	2	.75	1.00	1.75	-	21	193
ROCK RAPIDS PUBLIC LIBRARY	NW	D	4	2.22	-	-	-	1.30	.92	3	85
ROCK VALLEY PUBLIC LIBRARY	NW	D	1	1.00	5	1.80	-	1.00	1.80	-	-
SHELDON PUBLIC LIBRARY	NW	D	1	1.00	9	4.00	-	2.00	3.00	4	76
SIBLEY PUBLIC LIBRARY	NW	D	3	1.88	2	.33	-	1.25	.78	1	80
SPIRIT LAKE PUBLIC LIBRARY	NW	D	6	3.00	-	-	-	2.00	1.00	50	146
STORY CITY PUBLIC LIBRARY	CE	D	2	1.35	1	.27	-	.55	1.00	27	886
TAMA PUBLIC LIBRARY	EC	D	3	2.16	3	.15	-	.05	.05	52	1100
TIPTON PUBLIC LIBRARY	EC	D	4	2.45	-	-	-	2.00	2.00	3	1500
WAUKEE PUBLIC LIBRARY	CE	D	2	1.69	4	.64	-	-	2.33	90	1200
WAUKON PUBLIC LIBRARY	NE	D	1	1.00	5	1.70	1.00	.83	.60	12	312
WEST LIBERTY PUBLIC LIBRARY	SE	D	2	.88	3	1.03	-	-	5.00	8	36
WILTON PUBLIC LIBRARY	SE	D	4	1.48	-	-	-	.72	.75	121	161
WINTERSET PUBLIC LIBRARY	CE	D	2	1.75	3	1.95	-	.75	2.95	2	156
ALGONA PUBLIC LIBRARY	NC	E	4	3.45	5	1.99	-	6.00	3.00	74	1091
ALTOONA PUBLIC LIBRARY	CE	E	5	2.95	4	.85	-	1.48	1.46	9	269

Staff

NAME	REGION	SIZE CODE	NO. LIBRN.	LIBRN. FTE	NO.OTHER STAFF	OTHER FTE	MASTERS LIB.SCI.	COLLEGE DEGREE	H.S. GRAD.	NO. VOL.	VOL. HRS.
ANAMOSA PUBLIC LIBRARY	EC	E	2	1.28	-	-	-	-	1.28	50	50
ATLANTIC PUBLIC LIBRARY	SW	E	3	3.00	3	1.07	-	1.00	2.00	1	480
CARROLL PUBLIC LIBRARY	NW	E	6	3.75	4	1.00	1.00	.75	2.00	1	150
CENTERVILLE PUBLIC LIBRARY	SE	E	5	4.05	2	.95	-	1.00	3.55	-	-
CHARLES CITY PUBLIC LIBRARY	NC	E	4	4.00	3	1.05	1.00	2.30	1.95	53	1000
CHEROKEE PUBLIC LIBRARY	NW	E	3	2.75	2	.50	-	3.25	-	10	80
CLARINDA PUBLIC LIBRARY	SW	E	6	3.35	1	.35	1.00	.55	1.65	11	218
CLEAR LAKE PUBLIC LIBRARY	NC	E	3	2.50	11	2.80	1.00	2.00	2.25	55	1112
CRESTON PUBLIC LIBRARY	SW	E	4	3.25	1	.50	1.00	.75	1.50	3	206
DECORAH PUBLIC LIBRARY	NE	E	5	4.50	3	.95	-	3.90	1.10	3	505
DENISON PUBLIC LIBRARY	NW	E	3	2.60	6	2.63	-	4.00	4.00	59	425
ESTHERVILLE PUBLIC LIBRARY	NW	E	7	5.50	1	.50	-	.90	4.60	3	716
FAIRFIELD PUBLIC LIBRARY	SE	E	2	2.00	11	8.00	1.00	2.00	7.00	4	1000
GRINNELL PUBLIC LIBRARY	EC	E	3	2.60	10	4.00	1.65	4.05	.50	175	364
HARLAN PUBLIC LIBRARY	SW	E	4	3.44	2	.75	1.00	-	2.39	20	25
INDEPENDENCE PUBLIC LIBRARY	NE	E	3	3.00	1	.53	1.00	2.00	1.00	3	118
IOWA FALLS PUBLIC LIBRARY	NC	E	5	4.00	-	-	1.00	3.00	-	5	180
KNOXVILLE PUBLIC LIBRARY	CE	E	4	3.00	2	.25	2.00	2.00	.25	-	-
LE MARS PUBLIC LIBRARY	NW	E	6	3.95	1	.30	1.00	2.70	1.30	3	1000
MANCHESTER PUBLIC LIBRARY	NE	E	6	3.32	4	.65	-	2.50	.55	2	75
MAQUOKETA PUBLIC LIBRARY	EC	E	4	2.90	3	1.50	1.00	2.00	3.00	1	103
MOUNT PLEASANT PUBLIC LIBRARY	SE	E	2	2.00	12	6.00	2.00	9.60	3.85	7	20
NEVADA PUBLIC LIBRARY	CE	E	4	3.38	3	.60	1.00	1.63	.75	30	693
NORWALK PUBLIC LIBRARY	CE	E	1	.88	3	1.33	-	.95	1.25	-	-
OELWEIN PUBLIC LIBRARY	NE	E	5	3.70	4	1.60	-	.70	3.00	-	-
PELLA PUBLIC LIBRARY	CE	E	2	2.00	9	5.12	2.00	2.73	2.26	35	850
PERRY PUBLIC LIBRARY	CE	E	4	4.00	3	1.75	-	3.00	2.20	37	512
RED OAK PUBLIC LIBRARY	SW	E	3	3.00	3	1.13	-	1.00	2.68	36	916
SHENANDOAH PUBLIC LIBRARY	SW	E	3	2.75	7	1.88	1.00	1.08	2.80	7	1909
SIOUX CENTER PUBLIC LIBRARY	NW	E	11	5.87	-	-	1.00	4.53	.34	-	-
STORM LAKE PUBLIC LIBRARY	NW	E	3	3.00	6	2.68	1.00	2.60	.08	14	248
VINTON PUBLIC LIBRARY	EC	E	2	2.00	3	1.50	-	2.00	1.50	-	-
WASHINGTON PUBLIC LIBRARY	SE	E	2	2.00	8	3.90	-	2.00	2.80	5	364
WAVERLY PUBLIC LIBRARY	NE	E	7	5.15	5	1.31	2.10	3.00	.40	15	205
WEBSTER CITY PUBLIC LIBRARY	NC	E	2	2.00	11	5.53	2.04	.42	4.70	37	365
ANKENY PUBLIC LIBRARY	CE	F	4	4.00	14	5.00	-	6.13	2.88	1	100
BOONE PUBLIC LIBRARY	CE	F	11	6.73	5	3.05	1.50	1.82	6.46	20	145
CORALVILLE PUBLIC LIBRARY	EC	F	4	4.00	6	4.00	2.00	6.00	2.00	40	1351
FORT MADISON PUBLIC LIBRARY	SE	F	9	8.75	3	2.13	-	7.00	5.00	18	2284
INDIANOLA PUBLIC LIBRARY	CE	F	8	5.00	-	-	-	1.25	3.75	2	288
KEOKUK PUBLIC LIBRARY	SE	F	5	4.69	9	5.65	1.00	5.60	3.48	10	356
MARION PUBLIC LIBRARY	EC	F	4	4.00	13	5.69	2.50	1.20	5.20	37	2220
MUSCATINE PUBLIC LIBRARY	SE	F	4	4.00	16	16.00	6.00	7.00	7.00	52	3500
NEWTON PUBLIC LIBRARY	CE	F	4	4.00	12	7.12	4.00	.75	4.87	9	35

Staff

NAME	REGION	SIZE CODE	NO. LIBRN.	LIBRN. FTE	NO.OTHER STAFF	OTHER FTE	MASTERS LIB.SCI.	COLLEGE DEGREE	H.S. GRAD.	NO. VOL.	VOL. HRS.
OSKALOOSA PUBLIC LIBRARY	SE	F	8	7.40	3	1.00	1.00	4.00	2.40	25	1000
OTTUMWA PUBLIC LIBRARY	SE	F	6	6.00	13	7.88	5.00	3.00	11.0	10	264
SPENCER PUBLIC LIBRARY	NW	F	3	2.83	10	6.65	1.00	2.63	5.85	9	400
URBANDALE PUBLIC LIBRARY	CE	F	7	6.70	15	6.45	3.70	6.10	2.10	22	1664
AMES PUBLIC LIBRARY	CE	G	16	15.25	42	18.95	9.00	14.00	13.0	282	7423
BETTENDORF PUBLIC LIBRARY	SE	G	8	7.00	23	15.47	7.00	10.00	6.00	362	3648
BURLINGTON PUBLIC LIBRARY	SE	G	6	5.40	20	15.38	5.40	8.75	5.63	19	941
CEDAR FALLS PUBLIC LIBRARY	NE	G	7	6.65	13	10.30	6.00	2.55	8.40	79	2186
CLINTON PUBLIC LIBRARY	EC	G	12	9.50	15	11.00	4.00	3.00	17.0	7	168
FORT DODGE PUBLIC LIBRARY	NC	G	3	3.00	11	10.00	3.00	5.00	6.00	2	10
MARSHALLTOWN PUBLIC LIBRARY	CE	G	5	5.00	4	4.75	-	5.75	4.00	98	3744
MASON CITY PUBLIC LIBRARY	NC	G	6	6.00	11	10.00	3.00	10.20	2.80	19	2580
WEST DES MOINES PUBLIC LIBRARY	CE	G	5	5.00	25	17.00	4.00	11.50	4.50	14	1116
CEDAR RAPIDS PUBLIC LIBRARY	EC	H	16	15.50	90	58.98	15.45	32.93	22.1	36	3043
COUNCIL BLUFFS PUBLIC LIBRARY	SW	H	6	6.00	22	15.46	5.00	4.50	15.0	147	1425
DAVENPORT PUBLIC LIBRARY	SE	H	15	14.10	41	30.70	14.10	9.00	22.0	200	6200
DES MOINES PUBLIC LIBRARY	CE	H	45	41.58	69	46.56	41.58	9.83	36.7	239	5125
DUBUQUE PUBLIC LIBRARY	NE	H	8	7.15	23	15.50	6.15	3.50	9.90	94	4159
IOWA CITY PUBLIC LIBRARY	EC	H	14	12.75	70	38.50	16.75	21.75	12.8	254	6847
SIOUX CITY PUBLIC LIBRARY	NW	H	22	17.62	34	23.97	10.00	9.62	19.7	86	968
WATERLOO PUBLIC LIBRARY	NE	H	9	9.00	27	18.00	10.00	5.38	11.6	138	5336
DUBUQUE COUNTY LIBRARY	NE	I	3	2.66	4	2.46	1.00	2.00	2.46	8	50
SCOTT COUNTY LIBRARY	SE	I	6	6.00	36	9.95	3.00	2.40	9.70	13	1100
WOODBURY COUNTY LIBRARY	NW	I	3	3.00	4	1.87	-	1.00	3.87	1	52

PERSONNEL SUMMARY REPORT - STATE TOTALS

SIZE GROUP	NO. TOT	LIB RPT	NO. LIBRN.	LIBRN. FTE	NO.OTHER STAFF	OTHER FTE	FTE MASTERS LIB.SCI.	FTE COLLEGE DEGREE	FTE H.S. GRAD.	NO. VOL.	ANN. VOL. HRS.
A- 0- 499	140	121	150	48.49	47	5.69	--------	11.98	42.90	805	16,436
B- 500- 999	131	128	195	73.87	66	9.03	.89	25.30	64.09	1,018	25,264
C- 1,000- 2,499	137	131	254	128.04	146	31.43	4.00	76.62	103.41	1,539	24,269
D- 2,500- 4,999	50	49	147	95.48	102	40.70	8.60	55.20	79.08	1,002	21,179
E- 5,000- 9,999	37	37	148	116.87	157	65.45	26.79	83.37	74.94	768	15,249
F- 10,000- 24,999	13	13	77	68.10	119	70.62	27.70	52.48	61.99	255	13,607
G- 25,000- 49,999	9	9	68	62.80	164	112.85	41.40	70.75	67.33	882	21,816
H- OVER 50,000	8	8	135	123.70	376	247.67	119.03	96.51	149.77	1,194	33,103
I- COUNTY LIB	4	3	12	11.66	44	14.28	4.00	5.40	16.03	22	1,202
STATE TOTALS	529	499	1,186	729.01	1,221	597.72	232.41	477.61	659.54	7,485	172,125

PERSONNEL SUMMARY REPORT - STATE AVERAGES

SIZE GROUP	NO. TOT	LIB RPT	NO. LIBRN.	LIBRN. FTE	NO.OTHER STAFF	OTHER FTE	FTE MASTERS LIB.SCI.	FTE COLLEGE DEGREE	FTE H.S. GRAD.	NO. VOL.	ANN. VOL. HRS.
A- 0- 499	140	121	1	.40	-----	.05	--------	.10	.35	7	136
B- 500- 999	131	128	2	.58	1	.07	.01	.20	.50	8	197
C- 1,000- 2,499	137	131	2	.98	1	.24	.03	.58	.79	12	185
D- 2,500- 4,999	50	49	3	1.95	2	.83	.18	1.13	1.61	20	432
E- 5,000- 9,999	37	37	4	3.16	4	1.77	.72	2.25	2.03	21	412
F- 10,000- 24,999	13	13	6	5.24	9	5.43	2.13	4.04	4.77	20	1,047
G- 25,000- 49,999	9	9	8	6.98	18	12.54	4.60	7.86	7.48	98	2,424
H- OVER 50,000	8	8	17	15.46	47	30.96	14.88	12.06	18.72	149	4,138
I- COUNTY LIB	4	3	4	3.89	15	4.76	1.33	1.80	5.34	7	401
STATE AVERAGES	529	499	2	1.46	2	1.20	.47	.96	1.32	15	345

Salary Study

Salary of Director
463 libraries reporting

Size Code	Average Per Hour	Minimum per Hour	Maximum per Hour
A	$5.13	$0.50	$7.50
B	$5.76	$2.73	$10.00
C	$6.91	$4.65	$14.21
D	$9.33	$5.50	$14.50
E	$11.48	$7.00	$18.20
F	$16.98	$10.29	$21.44
G	$21.02	$17.79	$24.62
H	$27.13	$21.07	$38.21

Salary of Children's Librarian
154 libraries reporting

Size Code	Average Per Hour	Minimum per Hour	Maximum per Hour
A	$5.44	$4.50	$10.00
B	$5.23	$4.65	$6.00
C	$5.35	$4.65	$7.80
D	$6.43	$4.65	$9.33
E	$7.50	$4.65	$11.90
F	$9.78	$7.54	$12.44
G	$13.22	$8.36	$21.82
H	$17.72	$12.63	$21.89

Salary of Assistant Director
283 libraries reporting

Size Code	Average Per Hour	Minimum per Hour	Maximum per Hour
A	$4.69	$3.50	$6.00
B	$4.95	$4.50	$7.00
C	$5.32	$4.25	$7.45
D	$6.67	$5.30	$8.97
E	$7.75	$5.53	$11.70
F	$12.10	$9.66	$17.00
G	$14.35	$10.28	$23.15
H	$21.60	$19.17	$23.90

For salaries of individual libraries, contact the Regional Library or the State Library.

Iowa Public Library Statistics, 1992-93

OUTPUT MEASURES

*Tables

BORROWER TO POPULATION SUMMARY REPORT - STATE TOTALS

SIZE GROUP	NO. TOT	LIB RPT	REGISTRATION	BORROWERS ADDED	BORROWERS WITHDRAWN	PERCENT BORROWER TO POP. RATIO
A- 0- 499	140	121	49,423	4,489	2,645	123.8
B- 500- 999	131	128	96,935	8,531	5,439	104.0
C- 1,000- 2,499	137	131	193,613	20,626	11,150	96.4
D- 2,500- 4,999	50	49	171,048	20,538	10,350	98.3
E- 5,000- 9,999	37	37	252,790	39,275	24,759	98.2
F- 10,000- 24,999	13	13	189,136	27,313	11,602	92.5
G- 25,000- 49,999	9	9	157,238	23,382	14,557	56.5
H- OVER 50,000	8	8	480,942	69,298	72,833	67.1
I- COUNTY LIB	4	3	26,812	3,206	2,978	46.8
STATE TOTALS	529	499	1,617,937	216,658	156,313	80.0

BORROWER TO POPULATION SUMMARY REPORT - STATE AVERAGES

SIZE GROUP	NO. TOT	LIB RPT	REGISTRATION	BORROWERS ADDED	BORROWERS WITHDRAWN	PERCENT BORROWER TO POP. RATIO
A- 0- 499	140	121	408	37	22	123.6
B- 500- 999	131	128	757	67	42	103.9
C- 1,000- 2,499	137	131	1,478	157	85	96.4
D- 2,500- 4,999	50	49	3,491	419	211	98.3
E- 5,000- 9,999	37	37	6,832	1,061	669	98.2
F- 10,000- 24,999	13	13	14,549	2,101	892	92.5
G- 25,000- 49,999	9	9	17,471	2,598	1,617	56.5
H- OVER 50,000	8	8	60,118	8,662	9,104	67.1
I- COUNTY LIB	4	3	8,937	1,069	993	46.8
STATE AVERAGES	529	499	3,242	434	313	80.0

OUTPUT MEASURES SUMMARY REPORT - STATE AVERAGES

SIZE GROUP	NO. LIB TOT	NO. LIB RPT	IN-LIB. MAT. USE	ANN. NO. LIB VISITS	REPORTING POP.	PER CAPITA MAT. USE	PER CAPITA LIB VISITS
A- 0- 499	140	121	1,432	3,988	330	4.34	12.08
B- 500- 999	131	128	3,315	6,494	728	4.55	8.92
C- 1,000- 2,499	137	131	6,196	11,686	1,532	4.04	7.63
D- 2,500- 4,999	50	49	16,831	30,013	3,549	4.74	8.46
E- 5,000- 9,999	37	37	35,361	52,860	6,956	5.08	7.60
F- 10,000- 24,999	13	13	62,794	85,255	15,722	3.99	5.42
G- 25,000- 49,999	9	9	123,347	119,256	30,872	4.00	3.86
H- OVER 50,000	8	8	466,303	458,526	89,480	5.21	5.12
I- COUNTY LIB	4	3	49,279	40,321	19,071	2.58	2.11
STATE AVERAGES	529	499	18,732	24,533	4,049	4.63	6.06

DOCUMENT DELIVERY SUMMARY REPORT - STATE AVERAGES

SIZE GROUP	NO. TOT	LIB RPT	NO. REQUESTS UNAVAILABLE IMMEDIATELY	DOC. DELIV. IN 7 DAYS	PERCENT DELIVERED IN 7 DAYS	DOC. DELIV. IN 14 DAYS	PERCENT DELIVERED IN 14 DAYS	DOC.DELIV. IN 30 DAYS	NO. REQUESTS UNAVAILABLE AFTER 30 DAYS	PERCENT UNAVAILABLE AFTER 30 DAYS
A- 0 - 499	140	121	8	5	60.36	2	18.13	---------	1	16.79
B- 500 - 999	131	128	24	13	54.51	6	22.89	2	3	13.48
C- 1,000 - 2,499	137	131	24	12	47.42	5	18.20	2	6	24.98
D- 2,500 - 4,999	50	49	37	20	54.01	8	21.56	5	4	11.55
E- 5,000 - 9,999	37	37	49	19	39.32	12	25.08	12	6	11.99
F- 10,000 - 24,999	13	13	190	85	44.71	47	24.57	31	27	14.24
G- 25,000 - 49,999	9	9	40	18	44.35	7	18.18	6	9	22.58
H- OVER 50,000	8	8	728	383	52.60	106	14.56	92	147	20.16
I- COUNTY LIB.	4	3	129	47	35.98	29	22.36	28	26	20.30
STATE AVERAGES	529	499	40	20	49.96	8	19.67	5	7	17.52

FILL RATE SUMMARY - STATE AVERAGES

SIZE GROUP	NO./LIB TOT	NO./LIB RPT	TITLE FILL RATE %	HIGH TITLE FILL RATE %	LOW TITLE FILL RATE %	SUBJ./AUTH. FILL RATE %	HIGH SUBJ./ AUTH. RATE %	LOW SUBJ./ AUTH. RATE %	BROWSER FILL RATE %	HIGH BROW. FILL RATE %	LOW BROW FILL RATE %
A- 0 - 499	140	121	85.81	98.00	33.00	87.29	97.00	33.00	88.22	98.00	23.00
B- 500 - 999	131	128	85.57	99.00	30.00	84.43	99.00	33.00	92.49	99.00	25.00
C- 1,000 - 2,499	137	131	84.83	99.00	19.00	85.52	98.00	30.00	90.88	98.00	50.00
D- 2,500 - 4,999	50	49	80.59	96.00	9.00	86.95	98.00	60.00	92.38	99.00	58.00
E- 5,000 - 9,999	37	37	76.55	94.00	61.00	80.01	96.00	48.00	84.38	98.00	33.00
F- 10,000 - 24,999	13	13	79.93	96.00	62.00	84.21	97.00	68.00	95.96	99.00	85.00
G- 25,000 - 49,999	9	9	70.97	78.00	61.00	86.90	92.00	74.00	94.13	95.00	89.00
H- OVER 50,000	8	8	72.14	83.00	55.00	77.29	83.00	56.00	92.12	97.00	82.00
I- COUNTY LIB.	4	3	69.87	70.00	66.00	79.43	89.00	73.00	97.74	97.00	96.00
STATE AVERAGES	529	499	80.10	99.00	9.00	83.60	99.00	30.00	90.86	99.00	23.00

REFERENCE FILL RATE SUMMARY REPORT - STATE AVERAGES

SIZE GROUP	NO. TOT	LIB RPT	NUMBER OF TRANSACTIONS	TRANSACTIONS COMPLETED	FILL RATE %	REF. TRANS. PER CAPITA	HIGHEST FILL RATE %	LOWEST FILL RATE %
A- 0 - 499	140	121	1,694	1,465	86.48	0.13	98.00	44.00
B- 500 - 999	131	128	4,107	2,884	70.22	0.06	96.00	5.00
C- 1,000 - 2,499	137	131	3,318	2,847	85.80	0.01	97.00	51.00
D- 2,500 - 4,999	50	49	4,059	3,670	90.41	0.02	98.00	66.00
E- 5,000 - 9,999	37	37	2,106	1,842	87.46	0.00	97.00	75.00
F- 10,000 - 24,999	13	13	10,323	9,065	87.81	0.05	99.00	41.00
G- 25,000 - 49,999	9	9	3,655	3,145	86.04	0.01	95.00	64.00
H- OVER 50,000	8	8	10,462	9,153	87.48	0.01	98.00	80.00
I- COUNTY LIB.	4	3	529	488	92.24	0.01	97.00	85.00
STATE AVERAGES	529	499	40,253	34,559	85.85	0.02	99.00	5.00

Iowa Public Library Statistics, 1992-93

COUNTY STUDY

REPORT FOR COUNTY ADAIR
POPULATION 8,409

CITY	POP	PERCENT COUNTY POP	TOTAL NON-COUNTY INCOME	MUNIC PER CAP	HOLDINGS	HOLDINGS PER CAP	CIRC	CIRC PER CAP	PERCENT COUNTY CIRC
ADAIR	894	10.63	9,216	10.31	7,454	8.34	11,571	12.94	16.14
FONTANELLE	712	8.47	3,173	4.46	10,232	14.37	6,451	9.06	9.00
GREENFIELD	2,074	24.66	45,076	21.73	17,600	8.49	43,597	21.02	60.82
*STUART	529	6.29	4,220	7.98	7,495	14.17	10,066	19.03	14.04
SERVED URBAN FOR COUNTY ADAIR	4,209	50.05	61,685	14.66	42,781	10.16	71,685	17.03	100.00

RURAL PATRONS FOR COUNTY ADAIR	POP	PER CENT COUNTY POP	COUNTY DOLLARS	CNTY DOLLARS PER CAP
	3,664	43.57	20,542	5.61

NONLIBRARY/NONCONTRACT INCORP AREAS FOR COUNTY ADAIR	POP	PER CENT COUNTY POP
	536	6.37

COUNTY TOTALS FOR COUNTY ADAIR	POP	INCOME	INCOME PER CAP	HOLDINGS	HOLDINGS PER CAP	CIRC	CIRC PER CAP
	8,409	82,227	9.78	42,781	5.09	71,685	8.52

*** Partial population, see also Guthrie County**

REPORT FOR COUNTY ADAMS
POPULATION 4,866

CITY	POP	PERCENT COUNTY POP	TOTAL NON-COUNTY INCOME	MUNIC PER CAP	HOLDINGS	HOLDINGS PER CAP	CIRC	CIRC PER CAP	PERCENT COUNTY CIRC
CORNING	1,806	37.11	37,348	20.68	26,433	14.64	38,018	21.05	100.00
PRESCOTT	287	5.90	- NR -	- NR -	- NR -	- NR -	- NR -	- NR -	- NR -
SERVED URBAN FOR COUNTY ADAMS	2,093	43.01	37,348	17.84	26,433	12.63	38,018	18.16	100.00

RURAL PATRONS FOR COUNTY ADAMS	POP	PER CENT COUNTY POP	COUNTY DOLLARS	CNTY DOLLARS PER CAP
	2,560	52.61	16,000	6.25

NONLIBRARY/NONCONTRACT INCORP AREAS FOR COUNTY ADAMS	POP	PER CENT COUNTY POP
	213	4.38

COUNTY TOTALS FOR COUNTY ADAMS	POP	INCOME	INCOME PER CAP	HOLDINGS	HOLDINGS PER CAP	CIRC	CIRC PER CAP
	4,866	53,348	10.96	26,433	5.43	38,018	7.81

REPORT FOR COUNTY ALLAMAKEE
POPULATION 13,855

CITY	POP	PERCENT COUNTY POP	TOTAL NON-COUNTY MUNIC INCOME	PER CAP	HOLDINGS	HOLDINGS PER CAP	CIRC	CIRC PER CAP	PERCENT COUNTY CIRC
HARPERS FERRY	284	2.05	5,834	20.54	5,526	19.46	7,093	24.98	6.92
LANSING	1,007	7.27	6,856	6.81	9,595	9.53	9,908	9.84	9.66
NEW ALBIN	534	3.85	3,049	5.71	5,312	9.95	4,195	7.86	4.09
POSTVILLE	1,472	10.62	13,489	9.16	10,346	7.03	26,005	17.67	25.37
WAUKON	4,019	29.01	55,028	13.69	27,771	6.91	55,319	13.76	53.96
SERVED URBAN FOR COUNTY ALLAMAKEE	7,316	52.80	84,256	11.52	58,550	8.00	102,520	14.01	100.00

RURAL PATRONS FOR COUNTY ALLAMAKEE	POP	PER CENT COUNTY POP	COUNTY DOLLARS	CNTY DOLLARS PER CAP
	6,406	46.24	44,893	7.01

NONLIBRARY/NONCONTRACT INCORP AREAS FOR COUNTY ALLAMAKEE	POP	PER CENT COUNTY POP
	133	.96

COUNTY TOTALS FOR COUNTY ALLAMAKEE	POP	INCOME	INCOME PER CAP	HOLDINGS	HOLDINGS PER CAP	CIRC	CIRC PER CAP
	13,855	129,149	9.32	58,550	4.23	102,520	7.40

REPORT FOR COUNTY APPANOOSE
POPULATION 13,743

CITY	POP	PERCENT COUNTY POP	TOTAL NON-COUNTY MUNIC INCOME	PER CAP	HOLDINGS	HOLDINGS PER CAP	CIRC	CIRC PER CAP	PERCENT COUNTY CIRC
CENTERVILLE	5,936	43.19	103,504	17.44	28,760	4.85	108,823	18.33	79.34
MORAVIA	679	4.94	8,230	12.12	11,424	16.82	14,213	20.93	10.36
MOULTON	613	4.46	5,548	9.05	16,379	26.72	14,122	23.04	10.30
SERVED URBAN FOR COUNTY APPANOOSE	7,228	52.59	117,282	16.23	56,563	7.83	137,158	18.98	100.00

RURAL PATRONS FOR COUNTY APPANOOSE	POP	PER CENT COUNTY POP	COUNTY DOLLARS	CNTY DOLLARS PER CAP
	4,896	35.63	15,000	3.06

NONLIBRARY/NONCONTRACT INCORP AREAS FOR COUNTY APPANOOSE	POP	PER CENT COUNTY POP
	1,619	11.78

COUNTY TOTALS FOR COUNTY APPANOOSE	POP	INCOME	INCOME PER CAP	HOLDINGS	HOLDINGS PER CAP	CIRC	CIRC PER CAP
	13,743	132,282	9.63	56,563	4.12	137,158	9.98

REPORT FOR COUNTY AUDUBON
POPULATION 7,334

CITY	POP	PERCENT COUNTY POP	TOTAL NON-COUNTY INCOME	MUNIC PER CAP	HOLDINGS	HOLDINGS PER CAP	CIRC	CIRC PER CAP	PERCENT COUNTY CIRC
AUDUBON	2,524	34.42	150,365	59.57	25,348	10.04	25,165	9.97	43.68
EXIRA	955	13.02	23,404	24.51	14,597	15.28	26,952	28.22	46.78
KIMBALLTON	289	3.94	3,290	11.38	6,465	22.37	5,500	19.03	9.55
SERVED URBAN FOR COUNTY AUDUBON	3,768	51.38	177,059	46.99	46,410	12.32	57,617	15.29	100.00

RURAL PATRONS FOR COUNTY	POP	PER CENT COUNTY POP	COUNTY DOLLARS	CNTY DOLLARS PER CAP
AUDUBON	3,335	45.47	27,200	8.16

NONLIBRARY/NONCONTRACT INCORP AREAS FOR COUNTY	POP	PER CENT COUNTY POP
AUDUBON	231	3.15

COUNTY TOTALS FOR COUNTY	POP	INCOME	INCOME PER CAP	HOLDINGS	HOLDINGS PER CAP	CIRC	CIRC PER CAP
AUDUBON	7,334	204,259	27.85	46,410	6.33	57,617	7.86

REPORT FOR COUNTY BENTON
POPULATION 22,429

CITY	POP	PERCENT COUNTY POP	TOTAL NON-COUNTY INCOME	MUNIC PER CAP	HOLDINGS	HOLDINGS PER CAP	CIRC	CIRC PER CAP	PERCENT COUNTY CIRC
ATKINS	637	2.84	15,849	24.88	7,679	12.05	14,244	22.36	8.46
BELLE PLAINE	2,834	12.64	40,597	14.32	18,242	6.44	29,327	10.35	17.41
BLAIRSTOWN	672	3.00	19,174	28.53	10,470	15.58	14,873	22.13	8.83
GARRISON	320	1.43	4,596	14.36	5,567	17.40	8,854	27.67	5.26
KEYSTONE	568	2.53	19,921	35.07	9,108	16.04	17,145	30.18	10.18
NEWHALL	854	3.81	6,684	7.83	9,572	11.21	5,103	5.98	3.03
NORWAY	583	2.60	5,517	9.46	6,442	11.05	7,205	12.36	4.28
SHELLSBURG	765	3.41	7,608	9.95	6,862	8.97	3,642	4.76	2.16
VAN HORNE	695	3.10	11,316	16.28	10,011	14.40	9,975	14.35	5.92
VINTON	5,103	22.75	92,583	18.14	18,990	3.72	58,088	11.38	34.48
SERVED URBAN FOR COUNTY BENTON	13,031	58.10	223,845	17.18	102,943	7.90	168,456	12.93	100.00

RURAL PATRONS FOR COUNTY	POP	PER CENT COUNTY POP	COUNTY DOLLARS	CNTY DOLLARS PER CAP
BENTON	8,269	36.87	53,125	6.42

NONLIBRARY/NONCONTRACT INCORP AREAS FOR COUNTY	POP	PER CENT COUNTY POP
BENTON	1,129	5.03

COUNTY TOTALS FOR COUNTY	POP	INCOME	INCOME PER CAP	HOLDINGS	HOLDINGS PER CAP	CIRC	CIRC PER CAP
BENTON	22,429	276,970	12.35	102,943	4.59	168,456	7.51

REPORT FOR COUNTY BLACK HAWK
POPULATION 123,798

CITY	POP	PERCENT COUNTY POP	TOTAL NON-COUNTY MUNIC INCOME	MUNIC PER CAP	HOLDINGS	HOLDINGS PER CAP	CIRC	CIRC PER CAP	PERCENT COUNTY CIRC
CEDAR FALLS	34,298	27.70	682,771	19.91	98,392	2.87	326,563	9.52	37.23
DUNKERTON	746	.60	13,803	18.50	7,098	9.51	13,824	18.53	1.58
EVANSDALE	4,638	3.75	28,489	6.14	7,726	1.67	15,822	3.41	1.80
HUDSON	2,037	1.65	42,665	20.95	23,413	11.49	32,965	16.18	3.76
LA PORTE CITY	2,128	1.72	32,763	15.40	13,430	6.31	23,090	10.85	2.63
WATERLOO	66,467	53.69	1,336,830	20.11	180,226	2.71	464,928	6.99	53.00
SERVED URBAN FOR COUNTY BLACK HAWK	110,314	89.11	2,137,321	19.37	330,285	2.99	877,192	7.95	100.00

RURAL PATRONS FOR COUNTY BLACK HAWK	POP	PER CENT COUNTY POP	COUNTY DOLLARS	CNTY DOLLARS PER CAP
	10,896	8.80	93,002	8.54

NONLIBRARY/NONCONTRACT INCORP AREAS FOR COUNTY BLACK HAWK	POP	PER CENT COUNTY POP
	2,588	2.09

COUNTY TOTALS FOR COUNTY BLACK HAWK	POP	INCOME	INCOME PER CAP	HOLDINGS	HOLDINGS PER CAP	CIRC	CIRC PER CAP
	123,798	2,230,323	18.02	330,285	2.67	877,192	7.09

REPORT FOR COUNTY BOONE
POPULATION 25,186

CITY	POP	PERCENT COUNTY POP	TOTAL NON-COUNTY MUNIC INCOME	MUNIC PER CAP	HOLDINGS	HOLDINGS PER CAP	CIRC	CIRC PER CAP	PERCENT COUNTY CIRC
BOONE	12,392	49.20	239,593	19.33	66,158	5.34	193,214	15.59	83.03
MADRID	2,395	9.51	35,774	14.94	11,974	5.00	22,511	9.40	9.67
OGDEN	1,909	7.58	48,679	25.50	11,069	5.80	16,969	8.89	7.29
SERVED URBAN FOR COUNTY BOONE	16,696	66.29	324,046	19.41	89,201	5.34	232,694	13.94	100.00

RURAL PATRONS FOR COUNTY BOONE	POP	PER CENT COUNTY POP	COUNTY DOLLARS	CNTY DOLLARS PER CAP
	7,696	30.56	32,704	4.25

NONLIBRARY/NONCONTRACT INCORP AREAS FOR COUNTY BOONE	POP	PER CENT COUNTY POP
	794	3.15

COUNTY TOTALS FOR COUNTY BOONE	POP	INCOME	INCOME PER CAP	HOLDINGS	HOLDINGS PER CAP	CIRC	CIRC PER CAP
	25,186	356,750	14.16	89,201	3.54	232,694	9.24

REPORT FOR COUNTY BREMER
POPULATION 22,813

CITY	POP	PERCENT COUNTY POP	TOTAL NON-COUNTY INCOME	MUNIC PER CAP	HOLDINGS	HOLDINGS PER CAP	CIRC	CIRC PER CAP	PERCENT COUNTY CIRC
DENVER	1,600	7.01	49,744	31.09	22,690	14.18	46,861	29.29	14.46
JANESVILLE	822	3.60	22,071	26.85	13,772	16.75	22,659	27.57	6.99
PLAINFIELD	455	1.99	8,418	18.50	7,475	16.43	9,070	19.93	2.80
READLYN	773	3.39	24,740	32.01	15,389	19.91	18,984	24.56	5.86
SUMNER	2,078	9.11	37,906	18.24	24,622	11.85	51,112	24.60	15.77
TRIPOLI	1,188	5.21	35,719	30.07	12,664	10.66	40,463	34.06	12.48
WAVERLY	8,539	37.43	214,328	25.10	48,453	5.67	135,015	15.81	41.65
SERVED URBAN FOR COUNTY BREMER	15,455	67.75	392,926	25.42	145,065	9.39	324,164	20.97	100.00

	POP	PER CENT COUNTY POP	COUNTY DOLLARS	CNTY DOLLARS PER CAP
RURAL PATRONS FOR COUNTY BREMER	7,303	32.01	90,703	12.42

	POP	PER CENT COUNTY POP
NONLIBRARY/NONCONTRACT INCORP AREAS FOR COUNTY BREMER	55	.24

	POP	INCOME	INCOME PER CAP	HOLDINGS	HOLDINGS PER CAP	CIRC	CIRC PER CAP
COUNTY TOTALS FOR COUNTY BREMER	22,813	483,629	21.20	145,065	6.36	324,164	14.21

REPORT FOR COUNTY BUCHANAN
POPULATION 20,844

CITY	POP	PERCENT COUNTY POP	TOTAL NON-COUNTY INCOME	MUNIC PER CAP	HOLDINGS	HOLDINGS PER CAP	CIRC	CIRC PER CAP	PERCENT COUNTY CIRC
AURORA	248	1.19	1,015	4.09	978	3.94	1,718	6.93	1.05
FAIRBANK	1,018	4.88	22,805	22.40	13,621	13.38	60,327	59.26	37.04
INDEPENDENCE	5,972	28.65	88,216	14.77	22,036	3.69	54,791	9.17	33.64
JESUP	2,121	10.18	264,440	124.68	14,122	6.66	27,859	13.13	17.10
LAMONT	471	2.26	9,900	21.02	6,241	13.25	5,940	12.61	3.65
WINTHROP	742	3.56	14,357	19.35	8,630	11.63	12,252	16.51	7.52
SERVED URBAN FOR COUNTY BUCHANAN	10,572	50.72	400,733	37.91	65,628	6.21	162,887	15.41	100.00

	POP	PER CENT COUNTY POP	COUNTY DOLLARS	CNTY DOLLARS PER CAP
RURAL PATRONS FOR COUNTY BUCHANAN	8,471	40.64	52,175	6.16

	POP	PER CENT COUNTY POP
NONLIBRARY/NONCONTRACT INCORP AREAS FOR COUNTY BUCHANAN	1,801	8.64

	POP	INCOME	INCOME PER CAP	HOLDINGS	HOLDINGS PER CAP	CIRC	CIRC PER CAP
COUNTY TOTALS FOR COUNTY BUCHANAN	20,844	452,908	21.73	65,628	3.15	162,887	7.81

REPORT FOR COUNTY BUENA VISTA
POPULATION 19,965

CITY	POP	PERCENT COUNTY POP	TOTAL NON-COUNTY MUNIC INCOME	MUNIC PER CAP	HOLDINGS	HOLDINGS PER CAP	CIRC	CIRC PER CAP	PERCENT COUNTY CIRC
ALBERT CITY	779	3.90	6,491	8.33	11,726	15.05	11,462	14.71	7.92
ALTA	1,820	9.12	19,074	10.48	10,706	5.88	1,252	.69	.87
LINN GROVE	194	.97	690	3.56	6,351	32.74	2,432	12.54	1.68
MARATHON	320	1.60	3,570	11.16	7,483	23.38	5,271	16.47	3.64
NEWELL	1,089	5.45	12,068	11.08	13,780	12.65	11,148	10.24	7.71
REMBRANDT	229	1.15	5,010	21.88	6,129	26.76	3,237	14.14	2.24
SIOUX RAPIDS	761	3.81	6,885	9.05	21,549	28.32	10,450	13.73	7.23
STORM LAKE	8,769	43.92	183,725	20.95	39,413	4.49	99,379	11.33	68.71
SERVED URBAN FOR COUNTY BUENA VISTA	13,961	69.93	237,513	17.01	117,137	8.39	144,631	10.36	100.00

RURAL PATRONS FOR COUNTY BUENA VISTA	POP	PER CENT COUNTY POP	COUNTY DOLLARS	CNTY DOLLARS PER CAP
	5,350	26.80	44,270	8.27

NONLIBRARY/NONCONTRACT INCORP AREAS FOR COUNTY BUENA VISTA	POP	PER CENT COUNTY POP
	654	3.28

COUNTY TOTALS FOR COUNTY BUENA VISTA	POP	INCOME	INCOME PER CAP	HOLDINGS	HOLDINGS PER CAP	CIRC	CIRC PER CAP
	19,965	281,783	14.11	117,137	5.87	144,631	7.24

REPORT FOR COUNTY BUTLER
POPULATION 15,731

CITY	POP	PERCENT COUNTY POP	TOTAL NON-COUNTY MUNIC INCOME	MUNIC PER CAP	HOLDINGS	HOLDINGS PER CAP	CIRC	CIRC PER CAP	PERCENT COUNTY CIRC
ALLISON	1,000	6.36	17,434	17.43	14,652	14.65	25,985	25.99	12.93
APLINGTON	1,034	6.57	17,262	16.69	15,737	15.22	20,130	19.47	10.02
CLARKSVILLE	1,382	8.79	14,661	10.61	16,173	11.70	34,510	24.97	17.18
DUMONT	705	4.48	13,832	19.62	9,514	13.50	20,075	28.48	9.99
GREENE	1,142	7.26	49,408	43.26	19,852	17.38	27,292	23.90	13.58
NEW HARTFORD	683	4.34	17,187	25.16	10,195	14.93	9,798	14.35	4.88
PARKERSBURG	1,804	11.47	31,033	17.20	13,696	7.59	40,854	22.65	20.33
SHELL ROCK	1,385	8.80	23,320	16.84	10,101	7.29	22,265	16.08	11.08
SERVED URBAN FOR COUNTY BUTLER	9,135	58.07	184,137	20.16	109,920	12.03	200,909	21.99	100.00

RURAL PATRONS FOR COUNTY BUTLER	POP	PER CENT COUNTY POP	COUNTY DOLLARS	CNTY DOLLARS PER CAP
	6,311	40.12	50,210	7.96

NONLIBRARY/NONCONTRACT INCORP AREAS FOR COUNTY BUTLER	POP	PER CENT COUNTY POP
	285	1.81

COUNTY TOTALS FOR COUNTY BUTLER	POP	INCOME	INCOME PER CAP	HOLDINGS	HOLDINGS PER CAP	CIRC	CIRC PER CAP
	15,731	234,347	14.90	109,920	6.99	200,909	12.77

REPORT FOR COUNTY CALHOUN
POPULATION 11,508

CITY	POP	PERCENT COUNTY POP	TOTAL NON-COUNTY INCOME	MUNIC PER CAP	HOLDINGS	HOLDINGS PER CAP	CIRC	CIRC PER CAP	PERCENT COUNTY CIRC
FARNHAMVILLE	414	3.60	- NR -	- NR -	- NR -	- NR -	- NR -	- NR -	- NR -
LAKE CITY	1,841	16.00	27,640	15.01	20,916	11.36	20,528	11.15	22.60
LOHRVILLE	453	3.94	9,747	21.52	9,678	21.36	9,183	20.27	10.11
MANSON	1,844	16.02	18,998	10.30	17,894	9.70	26,524	14.38	29.20
POMEROY	762	6.62	13,496	17.71	8,419	11.05	9,020	11.84	9.93
ROCKWELL CITY	1,981	17.21	34,534	17.43	15,891	8.02	21,502	10.85	23.67
SOMERS	161	1.40	5,595	34.75	6,819	42.35	4,077	25.32	4.49
SERVED URBAN FOR COUNTY CALHOUN	7,456	64.79	110,010	14.75	79,617	10.68	90,834	12.18	100.00

RURAL PATRONS FOR COUNTY CALHOUN	POP	PER CENT COUNTY POP	COUNTY DOLLARS	CNTY DOLLARS PER CAP
	3,751	32.59	52,077	13.88

NONLIBRARY/NONCONTRACT INCORP AREAS FOR COUNTY CALHOUN	POP	PER CENT COUNTY POP
	301	2.62

COUNTY TOTALS FOR COUNTY CALHOUN	POP	INCOME	INCOME PER CAP	HOLDINGS	HOLDINGS PER CAP	CIRC	CIRC PER CAP
	11,508	162,087	14.08	79,617	6.92	90,834	7.89

REPORT FOR COUNTY CARROLL
POPULATION 21,423

CITY	POP	PERCENT COUNTY POP	TOTAL NON-COUNTY INCOME	MUNIC PER CAP	HOLDINGS	HOLDINGS PER CAP	CIRC	CIRC PER CAP	PERCENT COUNTY CIRC
BREDA	467	2.18	- NR -	- NR -	- NR -	- NR -	- NR -	- NR -	- NR -
CARROLL	9,579	44.71	143,317	14.96	79,184	8.27	147,539	15.40	81.61
COON RAPIDS	1,266	5.91	33,664	26.59	19,794	15.64	26,479	20.92	14.65
GLIDDEN	1,099	5.13	- NR -	- NR -	- NR -	- NR -	- NR -	- NR -	- NR -
MANNING	1,484	6.93	9,865	6.65	4,519	3.05	6,761	4.56	3.74
SERVED URBAN FOR COUNTY CARROLL	13,895	64.86	186,846	13.45	103,497	7.45	180,779	13.01	100.00

RURAL PATRONS FOR COUNTY CARROLL	POP	PER CENT COUNTY POP	COUNTY DOLLARS	CNTY DOLLARS PER CAP
	5,670	26.47	41,800	7.37

NONLIBRARY/NONCONTRACT INCORP AREAS FOR COUNTY CARROLL	POP	PER CENT COUNTY POP
	1,858	8.67

COUNTY TOTALS FOR COUNTY CARROLL	POP	INCOME	INCOME PER CAP	HOLDINGS	HOLDINGS PER CAP	CIRC	CIRC PER CAP
	21,423	228,646	10.67	103,497	4.83	180,779	8.44

REPORT FOR COUNTY CASS
POPULATION 15,128

CITY	POP	PERCENT COUNTY POP	TOTAL NON-COUNTY MUNIC INCOME	MUNIC PER CAP	HOLDINGS	HOLDINGS PER CAP	CIRC	CIRC PER CAP	PERCENT COUNTY CIRC
ANITA	1,068	7.06	20,847	19.52	9,555	8.95	16,578	15.52	14.15
ATLANTIC	7,432	49.13	295,132	39.71	41,042	5.52	76,474	10.29	65.27
CUMBERLAND	295	1.95	1,365	4.63	6,670	22.61	5,435	18.42	4.64
GRISWOLD	1,049	6.93	12,674	12.08	20,349	19.40	13,248	12.63	11.31
LEWIS	433	2.86	1,526	3.52	5,713	13.19	1,843	4.26	1.57
MASSENA	372	2.46	3,741	10.06	4,655	12.51	3,586	9.64	3.06
SERVED URBAN FOR COUNTY CASS	10,649	70.39	335,285	31.49	87,984	8.26	117,164	11.00	100.00

RURAL PATRONS FOR COUNTY CASS	POP	PER CENT COUNTY POP	COUNTY DOLLARS	CNTY DOLLARS PER CAP
	4,170	27.56	16,647	3.99

NONLIBRARY/NONCONTRACT INCORP AREAS FOR COUNTY CASS	POP	PER CENT COUNTY POP
	309	2.04

COUNTY TOTALS FOR COUNTY CASS	POP	INCOME	INCOME PER CAP	HOLDINGS	HOLDINGS PER CAP	CIRC	CIRC PER CAP
	15,128	351,932	23.26	87,984	5.82	117,164	7.74

REPORT FOR COUNTY CEDAR
POPULATION 17,381

CITY	POP	PERCENT COUNTY POP	TOTAL NON-COUNTY MUNIC INCOME	MUNIC PER CAP	HOLDINGS	HOLDINGS PER CAP	CIRC	CIRC PER CAP	PERCENT COUNTY CIRC
BENNETT	395	2.27	451	1.14	5,091	12.89	6,869	17.39	5.37
CLARENCE	936	5.39	12,062	12.89	11,432	12.21	7,049	7.53	5.51
LOWDEN	726	4.18	4,589	6.32	9,479	13.06	11,984	16.51	9.37
MECHANICSVILLE	1,012	5.82	16,843	16.64	10,133	10.01	15,480	15.30	12.10
STANWOOD	646	3.72	4,175	6.46	7,793	12.06	6,276	9.72	4.91
TIPTON	2,998	17.25	54,632	18.22	27,408	9.14	46,884	15.64	36.66
WEST BRANCH	1,908	10.98	57,007	29.88	24,275	12.72	33,357	17.48	26.08
SERVED URBAN FOR COUNTY CEDAR	8,621	49.60	149,759	17.37	95,611	11.09	127,899	14.84	100.00

RURAL PATRONS FOR COUNTY CEDAR	POP	PER CENT COUNTY POP	COUNTY DOLLARS	CNTY DOLLARS PER CAP
	7,216	41.52	29,733	4.12

NONLIBRARY/NONCONTRACT INCORP AREAS FOR COUNTY CEDAR	POP	PER CENT COUNTY POP
	1,544	8.88

COUNTY TOTALS FOR COUNTY CEDAR	POP	INCOME	INCOME PER CAP	HOLDINGS	HOLDINGS PER CAP	CIRC	CIRC PER CAP
	17,381	179,492	10.33	95,611	5.50	127,899	7.36

REPORT FOR COUNTY CERRO GORDO
POPULATION 46,733

CITY	POP	PERCENT COUNTY POP	TOTAL NON-COUNTY INCOME	MUNIC PER CAP	HOLDINGS	HOLDINGS PER CAP	CIRC	CIRC PER CAP	PERCENT COUNTY CIRC
CLEAR LAKE	8,183	17.51	169,261	20.68	45,485	5.56	125,646	15.35	25.52
MASON CITY	29,040	62.14	605,558	20.85	90,643	3.12	320,017	11.02	64.99
MESERVEY	292	.62	8,656	29.64	8,696	29.78	5,459	18.70	1.11
ROCKWELL	1,008	2.16	21,073	20.91	11,162	11.07	10,136	10.06	2.06
SWALEDALE	190	.41	6,952	36.59	6,243	32.86	5,641	29.69	1.15
THORNTON	431	.92	15,397	35.72	9,376	21.75	16,145	37.46	3.28
VENTURA	590	1.26	202,693	343.55	8,845	14.99	9,384	15.91	1.91
SERVED URBAN FOR COUNTY CERRO GORDO	39,734	85.02	1,029,590	25.91	180,450	4.54	492,428	12.39	100.00

RURAL PATRONS FOR COUNTY CERRO GORDO	POP	PER CENT COUNTY POP	COUNTY DOLLARS	CNTY DOLLARS PER CAP
	6,309	13.50	25,617	4.06

NONLIBRARY/NONCONTRACT INCORP AREAS FOR COUNTY CERRO GORDO	POP	PER CENT COUNTY POP
	690	1.48

COUNTY TOTALS FOR COUNTY CERRO GORDO	POP	INCOME	INCOME PER CAP	HOLDINGS	HOLDINGS PER CAP	CIRC	CIRC PER CAP
	46,733	1,055,207	22.58	180,450	3.86	492,428	10.54

REPORT FOR COUNTY CHEROKEE
POPULATION 14,098

CITY	POP	PERCENT COUNTY POP	TOTAL NON-COUNTY INCOME	MUNIC PER CAP	HOLDINGS	HOLDINGS PER CAP	CIRC	CIRC PER CAP	PERCENT COUNTY CIRC
AURELIA	1,034	7.33	- NR -	- NR -	- NR -	- NR -	- NR -	- NR -	- NR -
CHEROKEE	6,026	42.74	113,066	18.76	25,645	4.26	69,021	11.45	68.42
CLEGHORN	275	1.95	5,577	20.28	13,092	47.61	9,846	35.80	9.76
MARCUS	1,171	8.31	28,743	24.55	14,351	12.26	16,727	14.28	16.58
QUIMBY	334	2.37	4,427	13.25	6,467	19.36	5,280	15.81	5.23
WASHTA	284	2.01	- NR -	- NR -	- NR -	- NR -	- NR -	- NR -	- NR -
SERVED URBAN FOR COUNTY CHEROKEE	9,124	64.72	151,813	16.64	59,555	6.53	100,874	11.06	100.00

RURAL PATRONS FOR COUNTY CHEROKEE	POP	PER CENT COUNTY POP	COUNTY DOLLARS	CNTY DOLLARS PER CAP
	4,606	32.67	23,900	5.19

NONLIBRARY/NONCONTRACT INCORP AREAS FOR COUNTY CHEROKEE	POP	PER CENT COUNTY POP
	368	2.61

COUNTY TOTALS FOR COUNTY CHEROKEE	POP	INCOME	INCOME PER CAP	HOLDINGS	HOLDINGS PER CAP	CIRC	CIRC PER CAP
	14,098	175,713	12.46	59,555	4.22	100,874	7.16

REPORT FOR COUNTY CHICKASAW
POPULATION 13,295

CITY	POP	PERCENT COUNTY POP	TOTAL NON-COUNTY INCOME	MUNIC PER CAP	HOLDINGS	HOLDINGS PER CAP	CIRC	CIRC PER CAP	PERCENT COUNTY CIRC
ALTA VISTA	246	1.85	4,755	19.33	6,733	27.37	12,643	51.39	11.00
FREDERICKSBURG	1,011	7.60	15,218	15.05	7,653	7.57	16,629	16.45	14.47
IONIA	304	2.29	4,303	14.15	6,358	20.91	5,577	18.35	4.85
LAWLER	517	3.89	4,309	8.33	4,612	8.92	6,712	12.98	5.84
NASHUA	1,476	11.10	39,650	26.86	21,123	14.31	30,043	20.35	26.15
NEW HAMPTON	3,660	27.53	182,210	49.78	22,210	6.07	43,283	11.83	37.67
SERVED URBAN FOR COUNTY CHICKASAW	7,214	54.26	250,445	34.72	68,689	9.52	114,887	15.93	100.00

RURAL PATRONS FOR COUNTY CHICKASAW	POP	PER CENT COUNTY POP	COUNTY DOLLARS	CNTY DOLLARS PER CAP
	5,900	44.38	35,646	6.04

NONLIBRARY/NONCONTRACT INCORP AREAS FOR COUNTY CHICKASAW	POP	PER CENT COUNTY POP
	181	1.36

COUNTY TOTALS FOR COUNTY CHICKASAW	POP	INCOME	INCOME PER CAP	HOLDINGS	HOLDINGS PER CAP	CIRC	CIRC PER CAP
	13,295	286,091	21.52	68,689	5.17	114,887	8.64

REPORT FOR COUNTY CLARKE
POPULATION 8,287

CITY	POP	PERCENT COUNTY POP	TOTAL NON-COUNTY INCOME	MUNIC PER CAP	HOLDINGS	HOLDINGS PER CAP	CIRC	CIRC PER CAP	PERCENT COUNTY CIRC
MURRAY	731	8.82	400	.55	8,858	12.12	5	.01	.01
OSCEOLA	4,164	50.25	61,413	14.75	19,729	4.74	84,880	20.38	99.99
SERVED URBAN FOR COUNTY CLARKE	4,895	59.07	61,813	12.63	28,587	5.84	84,885	17.34	100.00

RURAL PATRONS FOR COUNTY CLARKE	POP	PER CENT COUNTY POP	COUNTY DOLLARS	CNTY DOLLARS PER CAP
	3,152	38.04	9,818	3.11

NONLIBRARY/NONCONTRACT INCORP AREAS FOR COUNTY CLARKE	POP	PER CENT COUNTY POP
	240	2.90

COUNTY TOTALS FOR COUNTY CLARKE	POP	INCOME	INCOME PER CAP	HOLDINGS	HOLDINGS PER CAP	CIRC	CIRC PER CAP
	8,287	71,631	8.64	28,587	3.45	84,885	10.24

REPORT FOR COUNTY CLAY
POPULATION 17,585

CITY	POP	PERCENT COUNTY POP	TOTAL NON-COUNTY INCOME	MUNIC PER CAP	HOLDINGS	HOLDINGS PER CAP	CIRC	CIRC PER CAP	PERCENT COUNTY CIRC
DICKENS	214	1.22	- NR -	- NR -	- NR -	- NR -	- NR -	- NR -	- NR -
EVERLY	706	4.01	12,063	17.09	6,141	8.70	7,444	10.54	5.17
PETERSON	390	2.22	21,757	55.79	7,788	19.97	15,047	38.58	10.44
ROYAL	466	2.65	- NR -	- NR -	- NR -	- NR -	- NR -	- NR -	- NR -
SPENCER	11,066	62.93	246,244	22.25	58,864	5.32	119,828	10.83	83.16
WEBB	167	.95	1,769	10.59	9,426	56.44	1,768	10.59	1.23
SERVED URBAN FOR COUNTY CLAY	13,009	73.98	281,833	21.66	82,219	6.32	144,087	11.08	100.00

RURAL PATRONS FOR COUNTY CLAY	POP	PER CENT COUNTY POP	COUNTY DOLLARS	CNTY DOLLARS PER CAP
	4,152	23.61	20,968	5.05

NONLIBRARY/NONCONTRACT INCORP AREAS FOR COUNTY CLAY	POP	PER CENT COUNTY POP
	424	2.41

COUNTY TOTALS FOR COUNTY CLAY	POP	INCOME	INCOME PER CAP	HOLDINGS	HOLDINGS PER CAP	CIRC	CIRC PER CAP
	17,585	302,801	17.22	82,219	4.68	144,087	8.19

REPORT FOR COUNTY CLAYTON
POPULATION 19,054

CITY	POP	PERCENT COUNTY POP	TOTAL NON-COUNTY INCOME	MUNIC PER CAP	HOLDINGS	HOLDINGS PER CAP	CIRC	CIRC PER CAP	PERCENT COUNTY CIRC
ELKADER	1,510	7.92	22,555	14.94	13,680	9.06	22,937	15.19	13.47
FARMERSBURG	291	1.53	656	2.25	7,574	26.03	2,674	9.19	1.57
GARNAVILLO	727	3.82	16,378	22.53	20,993	28.88	58,013	79.80	34.07
GUTTENBERG	2,257	11.85	24,408	10.81	14,664	6.50	22,305	9.88	13.10
LITTLEPORT	88	.46	- NR -	- NR -	- NR -	- NR -	- NR -	- NR -	- NR -
MC GREGOR	797	4.18	25,421	31.90	14,854	18.64	20,527	25.76	12.06
MONONA	1,520	7.98	13,871	9.13	18,052	11.88	13,781	9.07	8.09
STRAWBERRY POINT	1,357	7.12	22,238	16.39	14,275	10.52	24,758	18.24	14.54
VOLGA	306	1.61	1,475	4.82	6,214	20.31	5,268	17.22	3.09
SERVED URBAN FOR COUNTY CLAYTON	8,853	46.46	127,002	14.35	110,306	12.46	170,263	19.23	100.00

RURAL PATRONS FOR COUNTY CLAYTON	POP	PER CENT COUNTY POP	COUNTY DOLLARS	CNTY DOLLARS PER CAP
	8,643	45.36	69,685	8.06

NONLIBRARY/NONCONTRACT INCORP AREAS FOR COUNTY CLAYTON	POP	PER CENT COUNTY POP
	1,558	8.18

COUNTY TOTALS FOR COUNTY CLAYTON	POP	INCOME	INCOME PER CAP	HOLDINGS	HOLDINGS PER CAP	CIRC	CIRC PER CAP
	19,054	196,687	10.32	110,306	5.79	170,263	8.94

REPORT FOR COUNTY CLINTON
POPULATION 51,040

CITY	POP	PERCENT COUNTY POP	TOTAL NON-COUNTY INCOME	MUNIC PER CAP	HOLDINGS	HOLDINGS PER CAP	CIRC	CIRC PER CAP	PERCENT COUNTY CIRC
CALAMUS	379	.74	1,434	3.78	0	.00	1,975	5.21	.57
CAMANCHE	4,436	8.69	93,134	21.00	28,472	6.42	36,491	8.23	10.47
CLINTON	29,201	57.21	699,048	23.94	132,616	4.54	222,773	7.63	63.92
DE WITT	4,514	8.84	76,938	17.04	22,722	5.03	80,099	17.74	22.98
LOST NATION	467	.91	1,681	3.60	8,498	18.20	2,109	4.52	.61
WHEATLAND	723	1.42	13,546	18.74	5,286	7.31	5,092	7.04	1.46
SERVED URBAN FOR COUNTY CLINTON	39,720	77.82	885,781	22.30	197,594	4.97	348,539	8.77	100.00

RURAL PATRONS FOR COUNTY CLINTON	POP	PER CENT COUNTY POP	COUNTY DOLLARS	CNTY DOLLARS PER CAP
	8,916	17.47	32,380	3.63

NONLIBRARY/NONCONTRACT INCORP AREAS FOR COUNTY CLINTON	POP	PER CENT COUNTY POP
	2,404	4.71

COUNTY TOTALS FOR COUNTY CLINTON	POP	INCOME	INCOME PER CAP	HOLDINGS	HOLDINGS PER CAP	CIRC	CIRC PER CAP
	51,040	918,161	17.99	197,594	3.87	348,539	6.83

REPORT FOR COUNTY CRAWFORD
POPULATION 16,775

CITY	POP	PERCENT COUNTY POP	TOTAL NON-COUNTY INCOME	MUNIC PER CAP	HOLDINGS	HOLDINGS PER CAP	CIRC	CIRC PER CAP	PERCENT COUNTY CIRC
CHARTER OAK	497	2.96	0	------	6,795	13.67	8,871	17.85	5.42
DENISON	6,604	39.37	149,206	22.59	46,231	7.00	149,978	22.71	91.64
DOW CITY	439	2.62	- NR -	- NR -	- NR -	- NR -	- NR -	- NR -	- NR -
MANILLA	898	5.35	- NR -	- NR -	- NR -	- NR -	- NR -	- NR -	- NR -
SCHLESWIG	851	5.07	8,851	10.40	11,440	13.44	4,810	5.65	2.94
WESTSIDE	348	2.07	- NR -	- NR -	- NR -	- NR -	- NR -	- NR -	- NR -
SERVED URBAN FOR COUNTY CRAWFORD	9,637	57.45	158,057	16.40	64,466	6.69	163,659	16.98	100.00

RURAL PATRONS FOR COUNTY CRAWFORD	POP	PER CENT COUNTY POP	COUNTY DOLLARS	CNTY DOLLARS PER CAP
	5,828	34.74	15,000	2.57

NONLIBRARY/NONCONTRACT INCORP AREAS FOR COUNTY CRAWFORD	POP	PER CENT COUNTY POP
	1,310	7.81

COUNTY TOTALS FOR COUNTY CRAWFORD	POP	INCOME	INCOME PER CAP	HOLDINGS	HOLDINGS PER CAP	CIRC	CIRC PER CAP
	16,775	173,057	10.32	64,466	3.84	163,659	9.76

REPORT FOR COUNTY DALLAS
POPULATION 29,755

CITY	POP	PERCENT COUNTY POP	TOTAL NON-COUNTY INCOME	MUNIC PER CAP	HOLDINGS	HOLDINGS PER CAP	CIRC	CIRC PER CAP	PERCENT COUNTY CIRC
ADEL	3,304	11.10	53,232	16.11	19,368	5.86	42,546	12.88	14.56
DALLAS CENTER	1,454	4.89	56,285	38.71	15,268	10.50	27,783	19.11	9.51
DE SOTO	1,033	3.47	15,505	15.01	8,690	8.41	8,533	8.26	2.92
DEXTER	628	2.11	9,270	14.76	7,201	11.47	12,070	19.22	4.13
GRANGER	624	2.10	5,294	8.48	3,420	5.48	1,668	2.67	.57
LINDEN	201	.68	1,720	8.56	13	.06	3,039	15.12	1.04
MINBURN	346	1.16	5,280	15.26	6,361	18.38	7,022	20.29	2.40
PERRY	6,652	22.36	630,615	94.80	34,829	5.24	128,173	19.27	43.87
REDFIELD	883	2.97	16,746	18.96	18,735	21.22	12,132	13.74	4.15
VAN METER	751	2.52	18,702	24.90	7,885	10.50	10,199	13.58	3.49
WAUKEE	2,512	8.44	73,232	29.15	9,389	3.74	24,642	9.81	8.43
WOODWARD	1,197	4.02	23,026	19.24	13,346	11.15	14,349	11.99	4.91
SERVED URBAN FOR COUNTY DALLAS	19,585	65.82	908,907	46.41	144,505	7.38	292,156	14.92	100.00

RURAL PATRONS FOR COUNTY	POP	PER CENT COUNTY POP	COUNTY DOLLARS	CNTY DOLLARS PER CAP
DALLAS	9,847	33.09	55,685	5.66

NONLIBRARY/NONCONTRACT INCORP AREAS FOR COUNTY	POP	PER CENT COUNTY POP
DALLAS	323	1.09

COUNTY TOTALS FOR COUNTY	POP	INCOME	INCOME PER CAP	HOLDINGS	HOLDINGS PER CAP	CIRC	CIRC PER CAP
DALLAS	29,755	964,592	32.42	144,505	4.86	292,156	9.82

REPORT FOR COUNTY DAVIS
POPULATION 8,312

CITY	POP	PERCENT COUNTY POP	TOTAL NON-COUNTY INCOME	MUNIC PER CAP	HOLDINGS	HOLDINGS PER CAP	CIRC	CIRC PER CAP	PERCENT COUNTY CIRC
BLOOMFIELD	2,580	31.04	44,397	17.21	18,981	7.36	37,665	14.60	100.00
SERVED URBAN FOR COUNTY DAVIS	2,580	31.04	44,397	17.21	18,981	7.36	37,665	14.60	100.00

RURAL PATRONS FOR COUNTY	POP	PER CENT COUNTY POP	COUNTY DOLLARS	CNTY DOLLARS PER CAP
DAVIS	5,167	62.16	13,323	2.58

NONLIBRARY/NONCONTRACT INCORP AREAS FOR COUNTY	POP	PER CENT COUNTY POP
DAVIS	565	6.80

COUNTY TOTALS FOR COUNTY	POP	INCOME	INCOME PER CAP	HOLDINGS	HOLDINGS PER CAP	CIRC	CIRC PER CAP
DAVIS	8,312	57,720	6.94	18,981	2.28	37,665	4.53

REPORT FOR COUNTY DECATUR
POPULATION 8,338

CITY	POP	PERCENT COUNTY POP	TOTAL NON-COUNTY MUNIC INCOME	PER CAP	HOLDINGS	HOLDINGS PER CAP	CIRC	CIRC PER CAP	PERCENT COUNTY CIRC
GARDEN GROVE	229	2.75	- NR -	- NR -	- NR -	- NR -	- NR -	- NR -	- NR -
LAMONI	2,319	27.81	55,164	23.79	22,059	9.51	30,031	12.95	56.58
LEON	2,047	24.55	43,035	21.02	14,243	6.96	23,048	11.26	43.42
SERVED URBAN FOR COUNTY DECATUR	4,595	55.11	98,199	21.37	36,302	7.90	53,079	11.55	100.00

RURAL PATRONS FOR COUNTY DECATUR	POP	PER CENT COUNTY POP	COUNTY DOLLARS	CNTY DOLLARS PER CAP
	2,646	31.73	7,094	2.68

NONLIBRARY/NONCONTRACT INCORP AREAS FOR COUNTY DECATUR	POP	PER CENT COUNTY POP
	1,097	13.16

COUNTY TOTALS FOR COUNTY DECATUR	POP	INCOME	INCOME PER CAP	HOLDINGS	HOLDINGS PER CAP	CIRC	CIRC PER CAP
	8,338	105,293	12.63	36,302	4.35	53,079	6.37

REPORT FOR COUNTY DELAWARE
POPULATION 18,035

CITY	POP	PERCENT COUNTY POP	TOTAL NON-COUNTY MUNIC INCOME	PER CAP	HOLDINGS	HOLDINGS PER CAP	CIRC	CIRC PER CAP	PERCENT COUNTY CIRC
COLESBURG	439	2.43	6,166	14.05	10,381	23.65	5,615	12.79	3.51
DELHI	485	2.69	5,002	10.31	6,480	13.36	6,908	14.24	4.31
EARLVILLE	822	4.56	11,946	14.53	9,806	11.93	16,065	19.54	10.03
*EDGEWOOD	460	2.55	11,128	24.19	5,586	12.14	16,547	35.97	10.33
*EDGEWOOD	316	1.75	7,643	24.19	3,837	12.14	11,368	35.97	7.10
HOPKINTON	695	3.85	12,281	17.67	11,092	15.96	5,794	8.34	3.62
MANCHESTER	5,137	28.48	705,108	137.26	27,919	5.43	97,816	19.04	61.09
SERVED URBAN FOR COUNTY DELAWARE	8,354	46.32	759,274	90.89	75,101	8.99	160,113	19.17	100.00

RURAL PATRONS FOR COUNTY DELAWARE	POP	PER CENT COUNTY POP	COUNTY DOLLARS	CNTY DOLLARS PER CAP
	8,787	48.72	31,000	3.53

NONLIBRARY/NONCONTRACT INCORP AREAS FOR COUNTY DELAWARE	POP	PER CENT COUNTY POP
	894	4.96

COUNTY TOTALS FOR COUNTY DELAWARE	POP	INCOME	INCOME PER CAP	HOLDINGS	HOLDINGS PER CAP	CIRC	CIRC PER CAP
	18,035	790,274	43.82	75,101	4.16	160,113	8.88

REPORT FOR COUNTY DES MOINES
POPULATION 42,614

CITY	POP	PERCENT COUNTY POP	TOTAL NON-COUNTY INCOME	MUNIC PER CAP	HOLDINGS	HOLDINGS PER CAP	CIRC	CIRC PER CAP	PERCENT COUNTY CIRC
BURLINGTON	27,208	63.85	721,504	26.52	88,248	3.24	350,700	12.89	95.12
MEDIAPOLIS	1,637	3.84	9,905	6.05	31,044	18.96	17,996	10.99	4.88
SERVED URBAN FOR COUNTY DES MOINES	28,845	67.69	731,409	25.36	119,292	4.14	368,696	12.78	100.00

RURAL PATRONS FOR COUNTY DES MOINES	POP	PER CENT COUNTY POP	COUNTY DOLLARS	CNTY DOLLARS PER CAP
	9,374	22.00	9,702	1.03

NONLIBRARY/NONCONTRACT INCORP AREAS FOR COUNTY DES MOINES	POP	PER CENT COUNTY POP
	4,395	10.31

COUNTY TOTALS FOR COUNTY DES MOINES	POP	INCOME	INCOME PER CAP	HOLDINGS	HOLDINGS PER CAP	CIRC	CIRC PER CAP
	42,614	741,111	17.39	119,292	2.80	368,696	8.65

REPORT FOR COUNTY DICKINSON
POPULATION 14,909

CITY	POP	PERCENT COUNTY POP	TOTAL NON-COUNTY INCOME	MUNIC PER CAP	HOLDINGS	HOLDINGS PER CAP	CIRC	CIRC PER CAP	PERCENT COUNTY CIRC
ARNOLDS PARK	953	6.39	15,626	16.40	11,270	11.83	13,950	14.64	8.91
LAKE PARK	996	6.68	12,650	12.70	8,099	8.13	7,548	7.58	4.82
MILFORD	2,170	14.55	43,825	20.20	16,505	7.61	43,817	20.19	27.98
SPIRIT LAKE	3,871	25.96	157,735	40.75	23,561	6.09	84,983	21.95	54.26
SUPERIOR	128	.86	- NR -	- NR -	- NR -	- NR -	- NR -	- NR -	- NR -
TERRIL	383	2.57	8,054	21.03	15,948	41.64	6,319	16.50	4.03
SERVED URBAN FOR COUNTY DICKINSON	8,501	57.02	237,890	27.98	75,383	8.87	156,617	18.42	100.00

RURAL PATRONS FOR COUNTY DICKINSON	POP	PER CENT COUNTY POP	COUNTY DOLLARS	CNTY DOLLARS PER CAP
	4,326	29.02	30,000	6.93

NONLIBRARY/NONCONTRACT INCORP AREAS FOR COUNTY DICKINSON	POP	PER CENT COUNTY POP
	2,082	13.96

COUNTY TOTALS FOR COUNTY DICKINSON	POP	INCOME	INCOME PER CAP	HOLDINGS	HOLDINGS PER CAP	CIRC	CIRC PER CAP
	14,909	267,890	17.97	75,383	5.06	156,617	10.50

REPORT FOR COUNTY DUBUQUE
POPULATION 86,403

CITY	POP	PERCENT COUNTY POP	TOTAL NON-COUNTY INCOME	MUNIC PER CAP	HOLDINGS	HOLDINGS PER CAP	CIRC	CIRC PER CAP	PERCENT COUNTY CIRC
*CASCADE	1,430	1.66	24,129	16.87	12,969	9.07	21,933	15.34	3.60
DUBUQUE	57,546	66.60	1,490,066	25.89	229,998	4.00	462,870	8.04	75.94
DYERSVILLE	3,703	4.29	111,266	30.05	26,600	7.18	58,642	15.84	9.62
SERVED URBAN FOR COUNTY DUBUQUE	62,679	72.54	1,625,461	25.93	269,567	4.30	543,445	8.67	89.16
COUNTY LIBRARY DUBUQUE COUNTY LIBRARY	18,103	20.95	254,193	14.04	42,530	2.35	66,041	3.65	10.84
NONLIBRARY/NONCONTRACT INCORP AREAS FOR COUNTY DUBUQUE	POP 5,621	PER CENT COUNTY POP 6.51							
COUNTY TOTALS FOR COUNTY DUBUQUE	POP 86,403		INCOME 1,889,654	INCOME PER CAP 21.87	HOLDINGS 312,097	HOLDINGS PER CAP 3.61	CIRC 609,486	CIRC PER CAP 7.05	

*** Partial population, see also Jones County**

REPORT FOR COUNTY EMMET
POPULATION 11,569

CITY	POP	PERCENT COUNTY POP	TOTAL NON-COUNTY INCOME	MUNIC PER CAP	HOLDINGS	HOLDINGS PER CAP	CIRC	CIRC PER CAP	PERCENT COUNTY CIRC
ARMSTRONG	1,025	8.86	10,202	9.95	17,335	16.91	14,124	13.78	14.36
ESTHERVILLE	6,720	58.09	166,289	24.75	52,977	7.88	79,829	11.88	81.16
RINGSTED	481	4.16	7,176	14.92	9,524	19.80	4,407	9.16	4.48
SERVED URBAN FOR COUNTY EMMET	8,226	71.10	183,667	22.33	79,836	9.71	98,360	11.96	100.00
RURAL PATRONS FOR COUNTY EMMET	POP 2,942	PER CENT COUNTY POP 25.43	COUNTY DOLLARS 18,000	CNTY DOLLARS PER CAP 6.12					
NONLIBRARY/NONCONTRACT INCORP AREAS FOR COUNTY EMMET	POP 401	PER CENT COUNTY POP 3.47							
COUNTY TOTALS FOR COUNTY EMMET	POP 11,569		INCOME 201,667	INCOME PER CAP 17.43	HOLDINGS 79,836	HOLDINGS PER CAP 6.90	CIRC 98,360	CIRC PER CAP 8.50	

REPORT FOR COUNTY FAYETTE
POPULATION 21,843

CITY	POP	PERCENT COUNTY POP	TOTAL NON-COUNTY INCOME	MUNIC PER CAP	HOLDINGS	HOLDINGS PER CAP	CIRC	CIRC PER CAP	PERCENT COUNTY CIRC
ARLINGTON	465	2.13	9,895	21.28	6,101	13.12	10,653	22.91	4.60
CLERMONT	523	2.39	20,060	38.36	7,993	15.28	9,214	17.62	3.98
ELGIN	637	2.92	8,335	13.08	9,873	15.50	19,671	30.88	8.49
FAYETTE	1,317	6.03	33,413	25.37	14,571	11.06	13,960	10.60	6.02
HAWKEYE	460	2.11	8,814	19.16	9,435	20.51	4,874	10.60	2.10
MAYNARD	513	2.35	8,923	17.39	5,389	10.50	7,714	15.04	3.33
OELWEIN	6,493	29.73	119,707	18.44	45,715	7.04	110,081	16.95	47.50
WADENA	236	1.08	5,020	21.27	9,301	39.41	6,345	26.89	2.74
WAUCOMA	277	1.27	0	------	10,145	36.62	5,835	21.06	2.52
WEST UNION	2,490	11.40	46,458	18.66	30,029	12.06	36,065	14.48	15.56
WESTGATE	207	.95	2,765	13.36	6,595	31.86	7,315	35.34	3.16
SERVED URBAN FOR COUNTY FAYETTE	13,618	62.34	263,390	19.34	155,147	11.39	231,727	17.02	100.00

RURAL PATRONS FOR COUNTY FAYETTE	POP	PER CENT COUNTY POP	COUNTY DOLLARS	CNTY DOLLARS PER CAP
	7,789	35.66	45,000	5.78

NONLIBRARY/NONCONTRACT INCORP AREAS FOR COUNTY FAYETTE	POP	PER CENT COUNTY POP
	436	2.00

COUNTY TOTALS FOR COUNTY FAYETTE	POP	INCOME	INCOME PER CAP	HOLDINGS	HOLDINGS PER CAP	CIRC	CIRC PER CAP
	21,843	308,390	14.12	155,147	7.10	231,727	10.61

REPORT FOR COUNTY FLOYD
POPULATION 17,058

CITY	POP	PERCENT COUNTY POP	TOTAL NON-COUNTY INCOME	MUNIC PER CAP	HOLDINGS	HOLDINGS PER CAP	CIRC	CIRC PER CAP	PERCENT COUNTY CIRC
CHARLES CITY	7,878	46.18	142,812	18.13	42,425	5.39	103,690	13.16	59.29
MARBLE ROCK	361	2.12	6,422	17.79	5,464	15.14	8,978	24.87	5.13
NORA SPRINGS	1,505	8.82	13,305	8.84	16,777	11.15	25,278	16.80	14.45
ROCKFORD	863	5.06	11,975	13.88	9,081	10.52	20,067	23.25	11.47
RUDD	429	2.51	3,481	8.11	7,364	17.17	16,875	39.34	9.65
SERVED URBAN FOR COUNTY FLOYD	11,036	64.70	177,995	16.13	81,111	7.35	174,888	15.85	100.00

RURAL PATRONS FOR COUNTY FLOYD	POP	PER CENT COUNTY POP	COUNTY DOLLARS	CNTY DOLLARS PER CAP
	5,569	32.65	76,500	13.74

NONLIBRARY/NONCONTRACT INCORP AREAS FOR COUNTY FLOYD	POP	PER CENT COUNTY POP
	453	2.66

COUNTY TOTALS FOR COUNTY FLOYD	POP	INCOME	INCOME PER CAP	HOLDINGS	HOLDINGS PER CAP	CIRC	CIRC PER CAP
	17,058	254,495	14.92	81,111	4.76	174,888	10.25

REPORT FOR COUNTY FRANKLIN
POPULATION 11,364

CITY	POP	PERCENT COUNTY POP	TOTAL NON-COUNTY MUNIC INCOME	MUNIC PER CAP	HOLDINGS	HOLDINGS PER CAP	CIRC	CIRC PER CAP	PERCENT COUNTY CIRC
ALEXANDER	170	1.50	6,530	38.41	8,573	50.43	8,972	52.78	6.75
COULTER	252	2.22	15,122	60.01	8,277	32.85	12,117	48.08	9.11
HAMPTON	4,133	36.37	85,484	20.68	34,625	8.38	68,570	16.59	51.58
SHEFFIELD	1,174	10.33	20,910	17.81	14,294	12.18	43,290	36.87	32.56
SERVED URBAN FOR COUNTY FRANKLIN	5,729	50.41	128,046	22.35	65,769	11.48	132,949	23.21	100.00

RURAL PATRONS FOR COUNTY FRANKLIN	POP	PER CENT COUNTY POP	COUNTY DOLLARS	CNTY DOLLARS PER CAP
	4,707	41.42	72,651	15.43

NONLIBRARY/NONCONTRACT INCORP AREAS FOR COUNTY FRANKLIN	POP	PER CENT COUNTY POP
	928	8.17

COUNTY TOTALS FOR COUNTY FRANKLIN	POP	INCOME	INCOME PER CAP	HOLDINGS	HOLDINGS PER CAP	CIRC	CIRC PER CAP
	11,364	200,697	17.66	65,769	5.79	132,949	11.70

REPORT FOR COUNTY FREMONT
POPULATION 8,226

CITY	POP	PERCENT COUNTY POP	TOTAL NON-COUNTY MUNIC INCOME	MUNIC PER CAP	HOLDINGS	HOLDINGS PER CAP	CIRC	CIRC PER CAP	PERCENT COUNTY CIRC
HAMBURG	1,248	15.17	- NR -	- NR -	- NR -	- NR -	- NR -	- NR -	- NR -
RANDOLPH	243	2.95	4,370	17.98	12,218	50.28	11,034	45.41	51.05
SIDNEY	1,253	15.23	4,166	3.32	7,576	6.05	5,232	4.18	24.21
TABOR	957	11.63	5,578	5.83	7,485	7.82	5,347	5.59	24.74
SERVED URBAN FOR COUNTY FREMONT	3,701	44.99	14,114	3.81	27,279	7.37	21,613	5.84	100.00

RURAL PATRONS FOR COUNTY FREMONT	POP	PER CENT COUNTY POP	COUNTY DOLLARS	CNTY DOLLARS PER CAP
	3,423	41.61	13,421	3.92

NONLIBRARY/NONCONTRACT INCORP AREAS FOR COUNTY FREMONT	POP	PER CENT COUNTY POP
	1,380	16.78

COUNTY TOTALS FOR COUNTY FREMONT	POP	INCOME	INCOME PER CAP	HOLDINGS	HOLDINGS PER CAP	CIRC	CIRC PER CAP
	8,226	27,535	3.35	27,279	3.32	21,613	2.63

REPORT FOR COUNTY GREENE
POPULATION 10,045

CITY	POP	PERCENT COUNTY POP	TOTAL NON-COUNTY INCOME	MUNIC PER CAP	HOLDINGS	HOLDINGS PER CAP	CIRC	CIRC PER CAP	PERCENT COUNTY CIRC
CHURDAN	423	4.21	21,384	50.55	12,263	28.99	25,016	59.14	15.78
GRAND JUNCTION	808	8.04	13,277	16.43	9,458	11.71	12,956	16.03	8.17
JEFFERSON	4,292	42.73	126,868	29.56	34,122	7.95	85,228	19.86	53.76
PATON	255	2.54	6,387	25.05	14,695	57.63	7,828	30.70	4.94
RIPPEY	275	2.74	4,622	16.81	13,358	48.57	6,310	22.95	3.98
SCRANTON	583	5.80	12,638	21.68	12,422	21.31	21,192	36.35	13.37
SERVED URBAN FOR COUNTY GREENE	6,636	66.06	185,176	27.90	96,318	14.51	158,530	23.89	100.00

RURAL PATRONS FOR COUNTY	POP	PER CENT COUNTY POP	COUNTY DOLLARS	CNTY DOLLARS PER CAP
GREENE	3,330	33.15	51,834	15.57

NONLIBRARY/NONCONTRACT INCORP AREAS FOR COUNTY	POP	PER CENT COUNTY POP
GREENE	79	.79

COUNTY TOTALS FOR COUNTY	POP	INCOME	INCOME PER CAP	HOLDINGS	HOLDINGS PER CAP	CIRC	CIRC PER CAP
GREENE	10,045	237,010	23.59	96,318	9.59	158,530	15.78

REPORT FOR COUNTY GRUNDY
POPULATION 12,029

CITY	POP	PERCENT COUNTY POP	TOTAL NON-COUNTY INCOME	MUNIC PER CAP	HOLDINGS	HOLDINGS PER CAP	CIRC	CIRC PER CAP	PERCENT COUNTY CIRC
BEAMAN	183	1.52	8,244	45.05	7,136	38.99	13,685	74.78	7.62
CONRAD	964	8.01	45,057	46.74	19,364	20.09	42,963	44.57	23.91
DIKE	875	7.27	34,768	39.73	9,315	10.65	15,254	17.43	8.49
GRUNDY CENTER	2,491	20.71	58,074	23.31	23,756	9.54	48,295	19.39	26.88
REINBECK	1,605	13.34	55,394	34.51	15,967	9.95	40,713	25.37	22.66
WELLSBURG	682	5.67	11,826	17.34	10,971	16.09	18,788	27.55	10.46
SERVED URBAN FOR COUNTY GRUNDY	6,800	56.53	213,363	31.38	86,509	12.72	179,698	26.43	100.00

RURAL PATRONS FOR COUNTY	POP	PER CENT COUNTY POP	COUNTY DOLLARS	CNTY DOLLARS PER CAP
GRUNDY	4,709	39.15	79,873	16.96

NONLIBRARY/NONCONTRACT INCORP AREAS FOR COUNTY	POP	PER CENT COUNTY POP
GRUNDY	520	4.32

COUNTY TOTALS FOR COUNTY	POP	INCOME	INCOME PER CAP	HOLDINGS	HOLDINGS PER CAP	CIRC	CIRC PER CAP
GRUNDY	12,029	293,236	24.38	86,509	7.19	179,698	14.94

REPORT FOR COUNTY GUTHRIE
POPULATION 10,935

CITY	POP	PERCENT COUNTY POP	TOTAL NON-COUNTY MUNIC INCOME	MUNIC PER CAP	HOLDINGS	HOLDINGS PER CAP	CIRC	CIRC PER CAP	PERCENT COUNTY CIRC
BAGLEY	303	2.77	2,709	8.94	6,529	21.55	4,253	14.04	3.40
BAYARD	511	4.67	32,453	63.51	14,148	27.69	22,155	43.36	17.71
CASEY	441	4.03	6,415	14.55	10,572	23.97	7,122	16.15	5.69
GUTHRIE CENTER	1,614	14.76	31,382	19.44	25,076	15.54	33,907	21.01	27.10
JAMAICA	232	2.12	2,255	9.72	6,184	26.66	3,833	16.52	3.06
MENLO	356	3.26	5,147	14.46	9,625	27.04	10,249	28.79	8.19
PANORA	1,100	10.06	17,558	15.96	13,719	12.47	24,696	22.45	19.74
*STUART	993	9.08	7,921	7.98	14,071	14.17	18,895	19.03	15.10
SERVED URBAN FOR COUNTY GUTHRIE	5,550	50.75	105,840	19.07	99,924	18.00	125,110	22.54	100.00

RURAL PATRONS FOR COUNTY GUTHRIE	POP	PER CENT COUNTY POP	COUNTY DOLLARS	CNTY DOLLARS PER CAP
	5,116	46.79	68,800	13.45

NONLIBRARY/NONCONTRACT INCORP AREAS FOR COUNTY GUTHRIE	POP	PER CENT COUNTY POP
	269	2.46

COUNTY TOTALS FOR COUNTY GUTHRIE	POP	INCOME	INCOME PER CAP	HOLDINGS	HOLDINGS PER CAP	CIRC	CIRC PER CAP
	10,935	174,640	15.97	99,924	9.14	125,110	11.44

*** Partial population, see also Adair County**

REPORT FOR COUNTY HAMILTON
POPULATION 16,071

CITY	POP	PERCENT COUNTY POP	TOTAL NON-COUNTY MUNIC INCOME	MUNIC PER CAP	HOLDINGS	HOLDINGS PER CAP	CIRC	CIRC PER CAP	PERCENT COUNTY CIRC
ELLSWORTH	451	2.81	7,582	16.81	6,353	14.09	4,823	10.69	3.48
JEWELL	1,106	6.88	19,728	17.84	11,486	10.39	13,170	11.91	9.50
STANHOPE	447	2.78	3,321	7.43	7,490	16.76	6,523	14.59	4.70
STRATFORD	715	4.45	11,280	15.78	5,252	7.35	8,709	12.18	6.28
WEBSTER CITY	7,894	49.12	189,917	24.06	54,242	6.87	97,027	12.29	69.96
WILLIAMS	368	2.29	7,574	20.58	8,577	23.31	8,431	22.91	6.08
SERVED URBAN FOR COUNTY HAMILTON	10,981	68.33	239,402	21.80	93,400	8.51	138,683	12.63	100.00

RURAL PATRONS FOR COUNTY HAMILTON	POP	PER CENT COUNTY POP	COUNTY DOLLARS	CNTY DOLLARS PER CAP
	4,493	27.96	61,243	13.63

NONLIBRARY/NONCONTRACT INCORP AREAS FOR COUNTY HAMILTON	POP	PER CENT COUNTY POP
	597	3.71

COUNTY TOTALS FOR COUNTY HAMILTON	POP	INCOME	INCOME PER CAP	HOLDINGS	HOLDINGS PER CAP	CIRC	CIRC PER CAP
	16,071	300,645	18.71	93,400	5.81	138,683	8.63

REPORT FOR COUNTY HANCOCK
POPULATION 12,638

CITY	POP	PERCENT COUNTY POP	TOTAL NON-COUNTY INCOME	MUNIC PER CAP	HOLDINGS	HOLDINGS PER CAP	CIRC	CIRC PER CAP	PERCENT COUNTY CIRC
BRITT	2,133	16.88	13,018	6.10	22,270	10.44	18,693	8.76	18.83
CORWITH	354	2.80	3,186	9.00	7,536	21.29	8,925	25.21	8.99
GARNER	2,916	23.07	71,343	24.47	24,235	8.31	47,592	16.32	47.95
KANAWHA	763	6.04	1,525	2.00	9,328	12.23	10,098	13.23	10.17
KLEMME	587	4.64	18,264	31.11	8,027	13.67	6,895	11.75	6.95
WODEN	259	2.05	3,725	14.38	4,754	18.36	7,050	27.22	7.10
SERVED URBAN FOR COUNTY HANCOCK	7,012	55.48	111,061	15.84	76,150	10.86	99,253	14.15	100.00

RURAL PATRONS FOR COUNTY HANCOCK	POP	PER CENT COUNTY POP	COUNTY DOLLARS	CNTY DOLLARS PER CAP
	4,804	38.01	61,880	12.88

NONLIBRARY/NONCONTRACT INCORP AREAS FOR COUNTY HANCOCK	POP	PER CENT COUNTY POP
	822	6.50

COUNTY TOTALS FOR COUNTY HANCOCK	POP	INCOME	INCOME PER CAP	HOLDINGS	HOLDINGS PER CAP	CIRC	CIRC PER CAP
	12,638	172,941	13.68	76,150	6.03	99,253	7.85

REPORT FOR COUNTY HARDIN
POPULATION 19,094

CITY	POP	PERCENT COUNTY POP	TOTAL NON-COUNTY INCOME	MUNIC PER CAP	HOLDINGS	HOLDINGS PER CAP	CIRC	CIRC PER CAP	PERCENT COUNTY CIRC
ACKLEY	1,696	8.88	25,225	14.87	14,558	8.58	19,965	11.77	6.33
ALDEN	855	4.48	19,419	22.71	8,953	10.47	28,893	33.79	9.16
ELDORA	3,038	15.91	67,903	22.35	26,488	8.72	48,249	15.88	15.30
HUBBARD	814	4.26	43,307	53.20	14,832	18.22	39,650	48.71	12.57
IOWA FALLS	5,424	28.41	126,930	23.40	50,066	9.23	93,867	17.31	29.77
RADCLIFFE	574	3.01	15,815	27.55	10,565	18.41	24,575	42.81	7.79
STEAMBOAT ROCK	335	1.75	5,611	16.75	10,840	32.36	8,891	26.54	2.82
UNION	448	2.35	25,219	56.29	22,820	50.94	51,253	114.40	16.25
SERVED URBAN FOR COUNTY HARDIN	13,184	69.05	329,429	24.99	159,122	12.07	315,343	23.92	100.00

RURAL PATRONS FOR COUNTY HARDIN	POP	PER CENT COUNTY POP	COUNTY DOLLARS	CNTY DOLLARS PER CAP
	5,445	28.52	110,042	20.21

NONLIBRARY/NONCONTRACT INCORP AREAS FOR COUNTY HARDIN	POP	PER CENT COUNTY POP
	465	2.44

COUNTY TOTALS FOR COUNTY HARDIN	POP	INCOME	INCOME PER CAP	HOLDINGS	HOLDINGS PER CAP	CIRC	CIRC PER CAP
	19,094	439,471	23.02	159,122	8.33	315,343	16.52

REPORT FOR COUNTY HARRISON
POPULATION 14,730

CITY	POP	PERCENT COUNTY POP	TOTAL NON-COUNTY INCOME	MUNIC PER CAP	HOLDINGS	HOLDINGS PER CAP	CIRC	CIRC PER CAP	PERCENT COUNTY CIRC
DUNLAP	1,251	8.49	13,326	10.65	12,352	9.87	16,424	13.13	16.96
LOGAN	1,401	9.51	32,974	23.54	14,768	10.54	31,015	22.14	32.02
MISSOURI VALLEY	2,888	19.61	55,774	19.31	23,572	8.16	23,606	8.17	24.37
MODALE	289	1.96	3,093	10.70	8,254	28.56	2,283	7.90	2.36
MONDAMIN	403	2.74	1,348	3.34	11,870	29.45	6,563	16.29	6.78
WOODBINE	1,500	10.18	39,026	26.02	20,790	13.86	16,957	11.30	17.51
SERVED URBAN FOR COUNTY HARRISON	7,732	52.49	145,541	18.82	91,606	11.85	96,848	12.53	100.00

RURAL PATRONS FOR COUNTY HARRISON	POP	PER CENT COUNTY POP	COUNTY DOLLARS	CNTY DOLLARS PER CAP
	6,009	40.79	27,373	4.56

NONLIBRARY/NONCONTRACT INCORP AREAS FOR COUNTY HARRISON	POP	PER CENT COUNTY POP
	989	6.71

COUNTY TOTALS FOR COUNTY HARRISON	POP	INCOME	INCOME PER CAP	HOLDINGS	HOLDINGS PER CAP	CIRC	CIRC PER CAP
	14,730	172,914	11.74	91,606	6.22	96,848	6.57

REPORT FOR COUNTY HENRY
POPULATION 19,226

CITY	POP	PERCENT COUNTY POP	TOTAL NON-COUNTY INCOME	MUNIC PER CAP	HOLDINGS	HOLDINGS PER CAP	CIRC	CIRC PER CAP	PERCENT COUNTY CIRC
HILLSBORO	151	.79	1,018	6.74	4,074	26.98	1,885	12.48	1.12
MOUNT PLEASANT	8,027	41.75	195,291	24.33	46,982	5.85	110,532	13.77	65.50
NEW LONDON	1,922	10.00	58,322	30.34	22,701	11.81	37,350	19.43	22.13
SALEM	453	2.36	3,274	7.23	9,323	20.58	7,554	16.68	4.48
WINFIELD	1,051	5.47	14,746	14.03	18,251	17.37	11,442	10.89	6.78
SERVED URBAN FOR COUNTY HENRY	11,604	60.36	272,651	23.50	101,331	8.73	168,763	14.54	100.00

RURAL PATRONS FOR COUNTY HENRY	POP	PER CENT COUNTY POP	COUNTY DOLLARS	CNTY DOLLARS PER CAP
	6,178	32.13	35,058	5.67

NONLIBRARY/NONCONTRACT INCORP AREAS FOR COUNTY HENRY	POP	PER CENT COUNTY POP
	1,444	7.51

COUNTY TOTALS FOR COUNTY HENRY	POP	INCOME	INCOME PER CAP	HOLDINGS	HOLDINGS PER CAP	CIRC	CIRC PER CAP
	19,226	307,709	16.00	101,331	5.27	168,763	8.78

REPORT FOR COUNTY HOWARD
POPULATION 9,809

CITY	POP	PERCENT COUNTY POP	TOTAL NON-COUNTY INCOME	MUNIC PER CAP	HOLDINGS	HOLDINGS PER CAP	CIRC	CIRC PER CAP	PERCENT COUNTY CIRC
CRESCO	3,669	37.40	101,469	27.66	31,156	8.49	83,518	22.76	72.89
ELMA	653	6.66	17,602	26.96	10,097	15.46	8,428	12.91	7.36
LIME SPRINGS	438	4.47	13,148	30.02	5,841	13.34	10,869	24.82	9.49
*RICEVILLE	334	3.41	8,141	24.37	5,509	16.49	11,762	35.22	10.27
SERVED URBAN FOR COUNTY HOWARD	5,094	51.93	140,360	27.55	52,603	10.33	114,577	22.49	100.00

RURAL PATRONS FOR COUNTY HOWARD	POP	PER CENT COUNTY POP	COUNTY DOLLARS	CNTY DOLLARS PER CAP
	4,252	43.35	22,728	5.35

NONLIBRARY/NONCONTRACT INCORP AREAS FOR COUNTY HOWARD	POP	PER CENT COUNTY POP
	463	4.72

COUNTY TOTALS FOR COUNTY HOWARD	POP	INCOME	INCOME PER CAP	HOLDINGS	HOLDINGS PER CAP	CIRC	CIRC PER CAP
	9,809	163,088	16.63	52,603	5.36	114,577	11.68

*** Partial population, see also Mitchell County**

REPORT FOR COUNTY HUMBOLDT
POPULATION 10,756

CITY	POP	PERCENT COUNTY POP	TOTAL NON-COUNTY INCOME	MUNIC PER CAP	HOLDINGS	HOLDINGS PER CAP	CIRC	CIRC PER CAP	PERCENT COUNTY CIRC
BODE	335	3.11	4,884	14.58	4,977	14.86	32,480	96.96	20.44
*GILMORE CITY	319	2.97	11,902	37.31	5,830	18.28	7,403	23.21	4.66
HUMBOLDT	4,438	41.26	220,408	49.66	24,353	5.49	98,736	22.25	62.15
LIVERMORE	436	4.05	13,534	31.04	8,656	19.85	14,990	34.38	9.43
RENWICK	287	2.67	10,615	36.99	12,180	42.44	5,270	18.36	3.32
SERVED URBAN FOR COUNTY HUMBOLDT	5,815	54.06	261,343	44.94	55,996	9.63	158,879	27.32	100.00

RURAL PATRONS FOR COUNTY HUMBOLDT	POP	PER CENT COUNTY POP	COUNTY DOLLARS	CNTY DOLLARS PER CAP
	3,220	29.94	34,729	10.79

NONLIBRARY/NONCONTRACT INCORP AREAS FOR COUNTY HUMBOLDT	POP	PER CENT COUNTY POP
	1,721	16.00

COUNTY TOTALS FOR COUNTY HUMBOLDT	POP	INCOME	INCOME PER CAP	HOLDINGS	HOLDINGS PER CAP	CIRC	CIRC PER CAP
	10,756	296,072	27.53	55,996	5.21	158,879	14.77

REPORT FOR COUNTY IDA
POPULATION 8,365

CITY	POP	PERCENT COUNTY POP	TOTAL NON-COUNTY INCOME	MUNIC PER CAP	HOLDINGS	HOLDINGS PER CAP	CIRC	CIRC PER CAP	PERCENT COUNTY CIRC
ARTHUR	272	3.25	2,316	8.51	3,625	13.33	1,670	6.14	1.74
BATTLE CREEK	818	9.78	4,974	6.08	10,903	13.33	10,842	13.25	11.30
GALVA	398	4.76	6,705	16.85	6,893	17.32	5,533	13.90	5.77
HOLSTEIN	1,449	17.32	58,082	40.08	20,689	14.28	35,946	24.81	37.46
IDA GROVE	2,357	28.18	43,400	18.41	14,413	6.11	41,958	17.80	43.73
SERVED URBAN FOR COUNTY IDA	5,294	63.29	115,477	21.81	56,523	10.68	95,949	18.12	100.00

RURAL PATRONS FOR COUNTY IDA	POP	PER CENT COUNTY POP	COUNTY DOLLARS	CNTY DOLLARS PER CAP
	3,071	36.71	19,674	6.41

NONLIBRARY/NONCONTRACT INCORP AREAS FOR COUNTY IDA	POP	PER CENT COUNTY POP
	0	.00

COUNTY TOTALS FOR COUNTY IDA	POP	INCOME	INCOME PER CAP	HOLDINGS	HOLDINGS PER CAP	CIRC	CIRC PER CAP
	8,365	135,151	16.16	56,523	6.76	95,949	11.47

REPORT FOR COUNTY IOWA
POPULATION 14,630

CITY	POP	PERCENT COUNTY POP	TOTAL NON-COUNTY INCOME	MUNIC PER CAP	HOLDINGS	HOLDINGS PER CAP	CIRC	CIRC PER CAP	PERCENT COUNTY CIRC
MARENGO	2,270	15.52	45,025	19.83	15,888	7.00	35,644	15.70	34.96
NORTH ENGLISH	944	6.45	18,402	19.49	16,262	17.23	20,586	21.81	20.19
VICTOR	966	6.60	10,989	11.38	13,824	14.31	9,056	9.37	8.88
WILLIAMSBURG	2,174	14.86	30,646	14.10	26,746	12.30	36,677	16.87	35.97
SERVED URBAN FOR COUNTY IOWA	6,354	43.43	105,062	16.53	72,720	11.44	101,963	16.05	100.00

RURAL PATRONS FOR COUNTY IOWA	POP	PER CENT COUNTY POP	COUNTY DOLLARS	CNTY DOLLARS PER CAP
	7,707	52.68	48,322	6.27

NONLIBRARY/NONCONTRACT INCORP AREAS FOR COUNTY IOWA	POP	PER CENT COUNTY POP
	569	3.89

COUNTY TOTALS FOR COUNTY IOWA	POP	INCOME	INCOME PER CAP	HOLDINGS	HOLDINGS PER CAP	CIRC	CIRC PER CAP
	14,630	153,384	10.48	72,720	4.97	101,963	6.97

REPORT FOR COUNTY JACKSON
POPULATION 19,950

CITY	POP	PERCENT COUNTY POP	TOTAL NON-COUNTY MUNIC INCOME	MUNIC PER CAP	HOLDINGS	HOLDINGS PER CAP	CIRC	CIRC PER CAP	PERCENT COUNTY CIRC
BELLEVUE	2,239	11.22	61,815	27.61	21,024	9.39	51,980	23.22	32.32
MAQUOKETA	6,111	30.63	271,439	44.42	31,493	5.15	74,344	12.17	46.22
PRESTON	1,025	5.14	19,697	19.22	12,924	12.61	20,258	19.76	12.59
SABULA	710	3.56	32,814	46.22	11,273	15.88	14,267	20.09	8.87
SERVED URBAN FOR COUNTY JACKSON	10,085	50.55	385,765	38.25	76,714	7.61	160,849	15.95	100.00

RURAL PATRONS FOR COUNTY JACKSON	POP	PER CENT COUNTY POP	COUNTY DOLLARS	CNTY DOLLARS PER CAP
	8,169	40.95	44,000	5.39

NONLIBRARY/NONCONTRACT INCORP AREAS FOR COUNTY JACKSON	POP	PER CENT COUNTY POP
	1,696	8.50

COUNTY TOTALS FOR COUNTY JACKSON	POP	INCOME	INCOME PER CAP	HOLDINGS	HOLDINGS PER CAP	CIRC	CIRC PER CAP
	19,950	429,765	21.54	76,714	3.85	160,849	8.06

REPORT FOR COUNTY JASPER
POPULATION 34,795

CITY	POP	PERCENT COUNTY POP	TOTAL NON-COUNTY MUNIC INCOME	MUNIC PER CAP	HOLDINGS	HOLDINGS PER CAP	CIRC	CIRC PER CAP	PERCENT COUNTY CIRC
COLFAX	2,462	7.08	21,418	8.70	7,863	3.19	8,610	3.50	3.72
JASPER COUNTY	15,584	44.79	- NR -	- NR -	- NR -	- NR -	- NR -	- NR -	- NR -
MONROE	1,739	5.00	- NR -	- NR -	- NR -	- NR -	- NR -	- NR -	- NR -
NEWTON	14,789	42.50	972,279	65.74	62,919	4.25	222,862	15.07	96.28
SERVED URBAN FOR COUNTY JASPER	34,574	99.36	993,697	28.74	70,782	2.05	231,472	6.69	100.00

RURAL PATRONS FOR COUNTY JASPER	POP	PER CENT COUNTY POP	COUNTY DOLLARS	CNTY DOLLARS PER CAP
	10,771	30.96	58,887	5.47

NONLIBRARY/NONCONTRACT INCORP AREAS FOR COUNTY JASPER	POP	PER CENT COUNTY POP
	221	.64

COUNTY TOTALS FOR COUNTY JASPER	POP	INCOME	INCOME PER CAP	HOLDINGS	HOLDINGS PER CAP	CIRC	CIRC PER CAP
	34,795	1,052,584	30.25	70,782	2.03	231,472	6.65

REPORT FOR COUNTY JEFFERSON
POPULATION 16,310

CITY	POP	PERCENT COUNTY POP	TOTAL NON-COUNTY MUNIC INCOME	MUNIC PER CAP	HOLDINGS	HOLDINGS PER CAP	CIRC	CIRC PER CAP	PERCENT COUNTY CIRC
BATAVIA	520	3.19	2,300	4.42	5,811	11.18	4,894	9.41	2.05
FAIRFIELD	9,768	59.89	751,611	76.95	73,372	7.51	232,461	23.80	97.15
PACKWOOD	208	1.28	300	1.44	5,731	27.55	1,919	9.23	.80
SERVED URBAN FOR COUNTY JEFFERSON	10,496	64.35	754,211	71.86	84,914	8.09	239,274	22.80	100.00

RURAL PATRONS FOR COUNTY JEFFERSON	POP	PER CENT COUNTY POP	COUNTY DOLLARS	CNTY DOLLARS PER CAP
	5,147	31.56	55,600	10.80

NONLIBRARY/NONCONTRACT INCORP AREAS FOR COUNTY JEFFERSON	POP	PER CENT COUNTY POP
	667	4.09

COUNTY TOTALS FOR COUNTY JEFFERSON	POP	INCOME	INCOME PER CAP	HOLDINGS	HOLDINGS PER CAP	CIRC	CIRC PER CAP
	16,310	809,811	49.65	84,914	5.21	239,274	14.67

REPORT FOR COUNTY JOHNSON
POPULATION 96,119

CITY	POP	PERCENT COUNTY POP	TOTAL NON-COUNTY MUNIC INCOME	MUNIC PER CAP	HOLDINGS	HOLDINGS PER CAP	CIRC	CIRC PER CAP	PERCENT COUNTY CIRC
CORALVILLE	10,347	10.76	283,321	27.38	60,076	5.81	180,650	17.46	14.36
IOWA CITY	59,738	62.15	2,283,963	38.23	189,134	3.17	1,017,947	17.04	80.93
NORTH LIBERTY	2,926	3.04	64,999	22.21	23,836	8.15	39,958	13.66	3.18
OXFORD	663	.69	2,232	3.37	10,491	15.82	3,847	5.80	.31
SOLON	1,050	1.09	15,062	14.34	11,013	10.49	15,442	14.71	1.23
SERVED URBAN FOR COUNTY JOHNSON	74,724	77.74	2,649,577	35.46	294,550	3.94	1,257,844	16.83	100.00

RURAL PATRONS FOR COUNTY JOHNSON	POP	PER CENT COUNTY POP	COUNTY DOLLARS	CNTY DOLLARS PER CAP
	17,384	18.09	244,740	14.08

NONLIBRARY/NONCONTRACT INCORP AREAS FOR COUNTY JOHNSON	POP	PER CENT COUNTY POP
	4,011	4.17

COUNTY TOTALS FOR COUNTY JOHNSON	POP	INCOME	INCOME PER CAP	HOLDINGS	HOLDINGS PER CAP	CIRC	CIRC PER CAP
	96,119	2,894,317	30.11	294,550	3.06	1,257,844	13.09

REPORT FOR COUNTY JONES
POPULATION 19,444

CITY	POP	PERCENT COUNTY POP	TOTAL NON-COUNTY INCOME	MUNIC PER CAP	HOLDINGS	HOLDINGS PER CAP	CIRC	CIRC PER CAP	PERCENT COUNTY CIRC
ANAMOSA	5,100	26.23	34,797	6.82	17,177	3.37	28,704	5.63	27.26
*CASCADE	382	1.96	6,446	16.87	3,464	9.07	5,859	15.34	5.56
MARTELLE	290	1.49	4,437	15.30	5,838	20.13	2,407	8.30	2.29
MONTICELLO	3,522	18.11	66,737	18.95	19,580	5.56	43,727	12.42	41.53
MORLEY	85	.44	887	10.44	9,978	117.39	1,680	19.76	1.60
OLIN	663	3.41	3,290	4.96	13,967	21.07	3,339	5.04	3.17
OXFORD JUNCTION	581	2.99	7,595	13.07	5,286	9.10	4,378	7.54	4.16
WYOMING	659	3.39	12,449	18.89	11,364	17.24	15,196	23.06	14.43
SERVED URBAN FOR COUNTY JONES	11,282	58.02	136,638	12.11	86,654	7.68	105,290	9.33	100.00

RURAL PATRONS FOR COUNTY JONES	POP	PER CENT COUNTY POP	COUNTY DOLLARS	CNTY DOLLARS PER CAP
	7,780	40.01	35,714	4.59

NONLIBRARY/NONCONTRACT INCORP AREAS FOR COUNTY JONES	POP	PER CENT COUNTY POP
	382	1.96

COUNTY TOTALS FOR COUNTY JONES	POP	INCOME	INCOME PER CAP	HOLDINGS	HOLDINGS PER CAP	CIRC	CIRC PER CAP
	19,444	172,352	8.86	86,654	4.46	105,290	5.42

* Partial population, see also Dubuque County

REPORT FOR COUNTY KEOKUK
POPULATION 11,624

CITY	POP	PERCENT COUNTY POP	TOTAL NON-COUNTY INCOME	MUNIC PER CAP	HOLDINGS	HOLDINGS PER CAP	CIRC	CIRC PER CAP	PERCENT COUNTY CIRC
HEDRICK	810	6.97	4,302	5.31	8,512	10.51	5,249	6.48	6.99
KEOTA	1,000	8.60	8,455	8.46	14,266	14.27	17,813	17.81	23.71
RICHLAND	522	4.49	7,025	13.46	8,964	17.17	9,899	18.96	13.17
SIGOURNEY	2,111	18.16	24,997	11.84	14,410	6.83	34,562	16.37	46.00
SOUTH ENGLISH	244	2.10	2,387	9.78	6,231	25.54	6,504	26.66	8.66
WHAT CHEER	762	6.56	2,698	3.54	2,983	3.91	1,108	1.45	1.47
SERVED URBAN FOR COUNTY KEOKUK	5,449	46.88	49,864	9.15	55,366	10.16	75,135	13.79	100.00

RURAL PATRONS FOR COUNTY KEOKUK	POP	PER CENT COUNTY POP	COUNTY DOLLARS	CNTY DOLLARS PER CAP
	4,571	39.32	22,998	5.03

NONLIBRARY/NONCONTRACT INCORP AREAS FOR COUNTY KEOKUK	POP	PER CENT COUNTY POP
	1,604	13.80

COUNTY TOTALS FOR COUNTY KEOKUK	POP	INCOME	INCOME PER CAP	HOLDINGS	HOLDINGS PER CAP	CIRC	CIRC PER CAP
	11,624	72,862	6.27	55,366	4.76	75,135	6.46

REPORT FOR COUNTY KOSSUTH
POPULATION 18,591

CITY	POP	PERCENT COUNTY POP	TOTAL NON-COUNTY INCOME	MUNIC PER CAP	HOLDINGS	HOLDINGS PER CAP	CIRC	CIRC PER CAP	PERCENT COUNTY CIRC
ALGONA	6,015	32.35	176,785	29.39	42,260	7.03	117,571	19.55	43.22
BANCROFT	857	4.61	27,542	32.14	18,486	21.57	27,681	32.30	10.18
BURT	575	3.09	7,332	12.75	6,846	11.91	10,758	18.71	3.95
FENTON	346	1.86	9,600	27.75	7,835	22.64	19,095	55.19	7.02
LAKOTA	281	1.51	2,912	10.36	6,462	23.00	6,540	23.27	2.40
LEDYARD	164	.88	1,600	9.76	7,755	47.29	3,600	21.95	1.32
LU VERNE	328	1.76	10,678	32.55	10,925	33.31	15,408	46.98	5.66
SWEA CITY	634	3.41	10,859	17.13	20,301	32.02	24,561	38.74	9.03
TITONKA	612	3.29	6,379	10.42	9,372	15.31	13,760	22.48	5.06
WESLEY	444	2.39	7,883	17.75	8,797	19.81	7,130	16.06	2.62
WHITTEMORE	535	2.88	30,956	57.86	13,472	25.18	25,915	48.44	9.53
SERVED URBAN FOR COUNTY KOSSUTH	10,791	58.04	292,526	27.11	152,511	14.13	272,019	25.21	100.00

RURAL PATRONS FOR COUNTY KOSSUTH	POP	PER CENT COUNTY POP	COUNTY DOLLARS	CNTY DOLLARS PER CAP
	7,663	41.22	88,719	11.58

NONLIBRARY/NONCONTRACT INCORP AREAS FOR COUNTY KOSSUTH	POP	PER CENT COUNTY POP
	137	.74

COUNTY TOTALS FOR COUNTY KOSSUTH	POP	INCOME	INCOME PER CAP	HOLDINGS	HOLDINGS PER CAP	CIRC	CIRC PER CAP
	18,591	381,245	20.51	152,511	8.20	272,019	14.63

REPORT FOR COUNTY LEE
POPULATION 38,687

CITY	POP	PERCENT COUNTY POP	TOTAL NON-COUNTY INCOME	MUNIC PER CAP	HOLDINGS	HOLDINGS PER CAP	CIRC	CIRC PER CAP	PERCENT COUNTY CIRC
DONNELLSON	940	2.43	39,255	41.76	13,227	14.07	35,056	37.29	13.25
FORT MADISON	11,618	30.03	256,518	22.08	78,254	6.74	86,914	7.48	32.85
KEOKUK	12,451	32.18	352,654	28.32	85,699	6.88	107,757	8.65	40.72
MONTROSE	957	2.47	11,373	11.88	10,143	10.60	7,066	7.38	2.67
WEST POINT	1,079	2.79	30,099	27.90	10,939	10.14	27,823	25.79	10.51
SERVED URBAN FOR COUNTY LEE	27,045	69.91	689,899	25.51	198,262	7.33	264,616	9.78	100.00

RURAL PATRONS FOR COUNTY LEE	POP	PER CENT COUNTY POP	COUNTY DOLLARS	CNTY DOLLARS PER CAP
	11,243	29.06	43,784	3.89

NONLIBRARY/NONCONTRACT INCORP AREAS FOR COUNTY LEE	POP	PER CENT COUNTY POP
	399	1.03

COUNTY TOTALS FOR COUNTY LEE	POP	INCOME	INCOME PER CAP	HOLDINGS	HOLDINGS PER CAP	CIRC	CIRC PER CAP
	38,687	733,683	18.96	198,262	5.12	264,616	6.84

REPORT FOR COUNTY LINN
POPULATION 168,767

CITY	POP	PERCENT COUNTY POP	TOTAL NON-COUNTY MUNIC INCOME	MUNIC PER CAP	HOLDINGS	HOLDINGS PER CAP	CIRC	CIRC PER CAP	PERCENT COUNTY CIRC
CEDAR RAPIDS	108,751	64.44	3,204,251	29.46	339,062	3.12	1,439,384	13.24	77.03
CENTER POINT	1,693	1.00	23,632	13.96	20,843	12.31	48,084	28.40	2.57
CENTRAL CITY	1,063	.63	12,701	11.95	16,243	15.28	12,970	12.20	.69
COGGON	645	.38	9,029	14.00	7,031	10.90	15,975	24.77	.85
ELY	517	.31	5,220	10.10	6,371	12.32	12,501	24.18	.67
FAIRFAX	780	.46	51,443	65.95	9,328	11.96	12,761	16.36	.68
HIAWATHA	4,986	2.95	62,356	12.51	20,661	4.14	62,486	12.53	3.34
LISBON	1,452	.86	19,474	13.41	8,197	5.65	12,590	8.67	.67
MARION	20,403	12.09	383,450	18.79	78,242	3.83	238,380	11.68	12.76
SPRINGVILLE	1,068	.63	12,334	11.55	10,706	10.02	13,426	12.57	.72
SERVED URBAN FOR COUNTY LINN	141,358	83.76	3,783,890	26.77	516,684	3.66	1,868,557	13.22	100.00

RURAL PATRONS FOR COUNTY LINN	POP	PER CENT COUNTY POP	COUNTY DOLLARS	CNTY DOLLARS PER CAP
	20,807	12.33	183,632	8.83

NONLIBRARY/NONCONTRACT INCORP AREAS FOR COUNTY LINN	POP	PER CENT COUNTY POP
	6,602	3.91

COUNTY TOTALS FOR COUNTY LINN	POP	INCOME	INCOME PER CAP	HOLDINGS	HOLDINGS PER CAP	CIRC	CIRC PER CAP
	168,767	3,967,522	23.51	516,684	3.06	1,868,557	11.07

REPORT FOR COUNTY LOUISA
POPULATION 11,592

CITY	POP	PERCENT COUNTY POP	TOTAL NON-COUNTY MUNIC INCOME	MUNIC PER CAP	HOLDINGS	HOLDINGS PER CAP	CIRC	CIRC PER CAP	PERCENT COUNTY CIRC
COLUMBUS JUNCTION	1,616	13.94	19,791	12.25	12,627	7.81	16,490	10.20	21.07
LETTS	390	3.36	10,329	26.48	8,242	21.13	8,784	22.52	11.22
MORNING SUN	841	7.26	20,100	23.90	15,295	18.19	24,947	29.66	31.88
WAPELLO	2,013	17.37	33,795	16.79	22,011	10.93	28,033	13.93	35.82
SERVED URBAN FOR COUNTY LOUISA	4,860	41.93	84,015	17.29	58,175	11.97	78,254	16.10	100.00

RURAL PATRONS FOR COUNTY LOUISA	POP	PER CENT COUNTY POP	COUNTY DOLLARS	CNTY DOLLARS PER CAP
	5,194	44.81	23,719	4.57

NONLIBRARY/NONCONTRACT INCORP AREAS FOR COUNTY LOUISA	POP	PER CENT COUNTY POP
	1,538	13.27

COUNTY TOTALS FOR COUNTY LOUISA	POP	INCOME	INCOME PER CAP	HOLDINGS	HOLDINGS PER CAP	CIRC	CIRC PER CAP
	11,592	107,734	9.29	58,175	5.02	78,254	6.75

REPORT FOR COUNTY LUCAS
POPULATION 9,070

CITY	POP	PERCENT COUNTY POP	TOTAL NON-COUNTY INCOME	MUNIC PER CAP	HOLDINGS	HOLDINGS PER CAP	CIRC	CIRC PER CAP	PERCENT COUNTY CIRC
CHARITON	4,616	50.89	68,418	14.82	32,659	7.08	58,925	12.77	100.00
SERVED URBAN FOR COUNTY LUCAS	4,616	50.89	68,418	14.82	32,659	7.08	58,925	12.77	100.00

RURAL PATRONS FOR COUNTY LUCAS	POP	PER CENT COUNTY POP	COUNTY DOLLARS	CNTY DOLLARS PER CAP
	3,398	37.46	14,000	4.12

NONLIBRARY/NONCONTRACT INCORP AREAS FOR COUNTY LUCAS	POP	PER CENT COUNTY POP
	1,056	11.64

COUNTY TOTALS FOR COUNTY LUCAS	POP	INCOME	INCOME PER CAP	HOLDINGS	HOLDINGS PER CAP	CIRC	CIRC PER CAP
	9,070	82,418	9.09	32,659	3.60	58,925	6.50

REPORT FOR COUNTY LYON
POPULATION 11,952

CITY	POP	PERCENT COUNTY POP	TOTAL NON-COUNTY INCOME	MUNIC PER CAP	HOLDINGS	HOLDINGS PER CAP	CIRC	CIRC PER CAP	PERCENT COUNTY CIRC
DOON	476	3.98	2,074	4.36	272	.57	5,995	12.59	4.26
GEORGE	1,066	8.92	4,275	4.01	9,183	8.61	20,441	19.18	14.51
INWOOD	824	6.89	8,301	10.07	12,520	15.19	21,955	26.64	15.59
LARCHWOOD	739	6.18	6,023	8.15	10,701	14.48	13,427	18.17	9.53
LITTLE ROCK	493	4.12	5,448	11.05	4,870	9.88	8,380	17.00	5.95
ROCK RAPIDS	2,601	21.76	166,551	64.03	32,244	12.40	70,640	27.16	50.16
SERVED URBAN FOR COUNTY LYON	6,199	51.87	192,672	31.08	69,790	11.26	140,838	22.72	100.00

RURAL PATRONS FOR COUNTY LYON	POP	PER CENT COUNTY POP	COUNTY DOLLARS	CNTY DOLLARS PER CAP
	5,292	44.28	34,140	6.45

NONLIBRARY/NONCONTRACT INCORP AREAS FOR COUNTY LYON	POP	PER CENT COUNTY POP
	461	3.86

COUNTY TOTALS FOR COUNTY LYON	POP	INCOME	INCOME PER CAP	HOLDINGS	HOLDINGS PER CAP	CIRC	CIRC PER CAP
	11,952	226,812	18.98	69,790	5.84	140,838	11.78

REPORT FOR COUNTY MADISON
POPULATION 12,483

CITY	POP	PERCENT COUNTY POP	TOTAL NON-COUNTY INCOME	MUNIC PER CAP	HOLDINGS	HOLDINGS PER CAP	CIRC	CIRC PER CAP	PERCENT COUNTY CIRC
EARLHAM	1,157	9.27	34,215	29.57	15,226	13.16	25,023	21.63	19.75
TRURO	391	3.13	5,771	14.76	13,980	35.75	11,764	30.09	9.28
WINTERSET	4,196	33.61	115,210	27.46	34,589	8.24	89,935	21.43	70.97
SERVED URBAN FOR COUNTY MADISON	5,744	46.01	155,196	27.02	63,795	11.11	126,722	22.06	100.00

RURAL PATRONS FOR COUNTY MADISON	POP	PER CENT COUNTY POP	COUNTY DOLLARS	CNTY DOLLARS PER CAP
	5,788	46.37	32,377	5.59

NONLIBRARY/NONCONTRACT INCORP AREAS FOR COUNTY MADISON	POP	PER CENT COUNTY POP
	951	7.62

COUNTY TOTALS FOR COUNTY MADISON	POP	INCOME	INCOME PER CAP	HOLDINGS	HOLDINGS PER CAP	CIRC	CIRC PER CAP
	12,483	187,573	15.03	63,795	5.11	126,722	10.15

REPORT FOR COUNTY MAHASKA
POPULATION 21,522

CITY	POP	PERCENT COUNTY POP	TOTAL NON-COUNTY INCOME	MUNIC PER CAP	HOLDINGS	HOLDINGS PER CAP	CIRC	CIRC PER CAP	PERCENT COUNTY CIRC
NEW SHARON	1,136	5.28	3,478	3.06	13,050	11.49	7,425	6.54	4.12
OSKALOOSA	10,632	49.40	232,399	21.86	54,377	5.11	172,750	16.25	95.88
SERVED URBAN FOR COUNTY MAHASKA	11,768	54.68	235,877	20.04	67,427	5.73	180,175	15.31	100.00

RURAL PATRONS FOR COUNTY MAHASKA	POP	PER CENT COUNTY POP	COUNTY DOLLARS	CNTY DOLLARS PER CAP
	7,157	33.25	49,000	6.85

NONLIBRARY/NONCONTRACT INCORP AREAS FOR COUNTY MAHASKA	POP	PER CENT COUNTY POP
	2,597	12.07

COUNTY TOTALS FOR COUNTY MAHASKA	POP	INCOME	INCOME PER CAP	HOLDINGS	HOLDINGS PER CAP	CIRC	CIRC PER CAP
	21,522	284,877	13.24	67,427	3.13	180,175	8.37

REPORT FOR COUNTY MARION
POPULATION 30,001

CITY	POP	PERCENT COUNTY POP	TOTAL NON-COUNTY INCOME	MUNIC PER CAP	HOLDINGS	HOLDINGS PER CAP	CIRC	CIRC PER CAP	PERCENT COUNTY CIRC
BUSSEY	494	1.65	3,036	6.15	9,410	19.05	5,482	11.10	2.10
KNOXVILLE	8,232	27.44	138,803	16.86	37,094	4.51	102,444	12.44	39.29
PELLA	9,270	30.90	263,370	28.41	49,979	5.39	135,571	14.62	52.00
PLEASANTVILLE	1,536	5.12	0	------	13,620	8.87	17,240	11.22	6.61
SERVED URBAN FOR COUNTY MARION	19,532	65.10	405,209	20.75	110,103	5.64	260,737	13.35	100.00

RURAL PATRONS FOR COUNTY MARION	POP	PER CENT COUNTY POP	COUNTY DOLLARS	CNTY DOLLARS PER CAP
	8,676	28.92	36,231	4.18

NONLIBRARY/NONCONTRACT INCORP AREAS FOR COUNTY MARION	POP	PER CENT COUNTY POP
	1,793	5.98

COUNTY TOTALS FOR COUNTY MARION	POP	INCOME	INCOME PER CAP	HOLDINGS	HOLDINGS PER CAP	CIRC	CIRC PER CAP
	30,001	441,440	14.71	110,103	3.67	260,737	8.69

REPORT FOR COUNTY MARSHALL
POPULATION 38,276

CITY	POP	PERCENT COUNTY POP	TOTAL NON-COUNTY INCOME	MUNIC PER CAP	HOLDINGS	HOLDINGS PER CAP	CIRC	CIRC PER CAP	PERCENT COUNTY CIRC
ALBION	585	1.53	- NR -	- NR -	- NR -	- NR -	- NR -	- NR -	- NR -
GILMAN	586	1.53	5,400	9.22	5,556	9.48	6,087	10.39	2.43
LAUREL	271	.71	- NR -	- NR -	- NR -	- NR -	- NR -	- NR -	- NR -
LE GRAND	854	2.23	25,941	30.38	10,507	12.30	14,818	17.35	5.93
MARSHALLTOWN	25,178	65.78	417,946	16.60	92,658	3.68	155,334	6.17	62.12
MELBOURNE	669	1.75	11,000	16.44	15,850	23.69	18,241	27.27	7.29
STATE CENTER	1,248	3.26	57,079	45.74	16,238	13.01	55,586	44.54	22.23
SERVED URBAN FOR COUNTY MARSHALL	29,391	76.79	517,366	17.60	140,809	4.79	250,066	8.51	100.00

RURAL PATRONS FOR COUNTY MARSHALL	POP	PER CENT COUNTY POP	COUNTY DOLLARS	CNTY DOLLARS PER CAP
	7,760	20.27	35,700	4.60

NONLIBRARY/NONCONTRACT INCORP AREAS FOR COUNTY MARSHALL	POP	PER CENT COUNTY POP
	1,125	2.94

COUNTY TOTALS FOR COUNTY MARSHALL	POP	INCOME	INCOME PER CAP	HOLDINGS	HOLDINGS PER CAP	CIRC	CIRC PER CAP
	38,276	553,066	14.45	140,809	3.68	250,066	6.53

REPORT FOR COUNTY MILLS
POPULATION 13,202

CITY	POP	PERCENT COUNTY POP	TOTAL NON-COUNTY INCOME	MUNIC PER CAP	HOLDINGS	HOLDINGS PER CAP	CIRC	CIRC PER CAP	PERCENT COUNTY CIRC
EMERSON	476	3.61	2,767	5.81	7,174	15.07	6,400	13.45	6.39
GLENWOOD	4,571	34.62	167,075	36.55	28,783	6.30	72,036	15.76	71.88
MALVERN	1,210	9.17	22,180	18.33	25,571	21.13	16,192	13.38	16.16
SILVER CITY	252	1.91	4,464	17.71	5,623	22.31	5,594	22.20	5.58
SERVED URBAN FOR COUNTY MILLS	6,509	49.30	196,486	30.19	67,151	10.32	100,222	15.40	100.00

RURAL PATRONS FOR COUNTY MILLS	POP	PER CENT COUNTY POP	COUNTY DOLLARS	CNTY DOLLARS PER CAP
	5,696	43.14	25,770	4.52

NONLIBRARY/NONCONTRACT INCORP AREAS FOR COUNTY MILLS	POP	PER CENT COUNTY POP
	997	7.55

COUNTY TOTALS FOR COUNTY MILLS	POP	INCOME	INCOME PER CAP	HOLDINGS	HOLDINGS PER CAP	CIRC	CIRC PER CAP
	13,202	222,256	16.84	67,151	5.09	100,222	7.59

REPORT FOR COUNTY MITCHELL
POPULATION 10,928

CITY	POP	PERCENT COUNTY POP	TOTAL NON-COUNTY INCOME	MUNIC PER CAP	HOLDINGS	HOLDINGS PER CAP	CIRC	CIRC PER CAP	PERCENT COUNTY CIRC
OSAGE	3,439	31.47	104,168	30.29	36,527	10.62	83,643	24.32	56.76
*RICEVILLE	493	4.51	12,017	24.38	8,132	16.49	17,361	35.22	11.78
SAINT ANSGAR	1,063	9.73	33,622	31.63	12,855	12.09	23,771	22.36	16.13
STACYVILLE	481	4.40	12,466	25.92	9,212	19.15	22,599	46.98	15.33
SERVED URBAN FOR COUNTY MITCHELL	5,476	50.11	162,273	29.63	66,726	12.19	147,374	26.91	100.00

RURAL PATRONS FOR COUNTY MITCHELL	POP	PER CENT COUNTY POP	COUNTY DOLLARS	CNTY DOLLARS PER CAP
	4,940	45.20	62,145	12.58

NONLIBRARY/NONCONTRACT INCORP AREAS FOR COUNTY MITCHELL	POP	PER CENT COUNTY POP
	512	4.69

COUNTY TOTALS FOR COUNTY MITCHELL	POP	INCOME	INCOME PER CAP	HOLDINGS	HOLDINGS PER CAP	CIRC	CIRC PER CAP
	10,928	224,418	20.54	66,726	6.11	147,374	13.49

REPORT FOR COUNTY MONONA
POPULATION 10,034

CITY	POP	PERCENT COUNTY POP	TOTAL NON-COUNTY MUNIC INCOME	MUNIC PER CAP	HOLDINGS	HOLDINGS PER CAP	CIRC	CIRC PER CAP	PERCENT COUNTY CIRC
MAPLETON	1,294	12.90	33,065	25.55	16,097	12.44	27,178	21.00	31.78
MOORHEAD	259	2.58	- NR -	- NR -	- NR -	- NR -	- NR -	- NR -	- NR -
ONAWA	2,936	29.26	50,146	17.08	30,364	10.34	39,546	13.47	46.24
SOLDIER	205	2.04	- NR -	- NR -	- NR -	- NR -	- NR -	- NR -	- NR -
UTE	395	3.94	- NR -	- NR -	- NR -	- NR -	- NR -	- NR -	- NR -
WHITING	683	6.81	28,598	41.87	13,134	19.23	18,795	27.52	21.98
SERVED URBAN FOR COUNTY MONONA	5,772	57.52	111,809	19.37	59,595	10.32	85,519	14.82	100.00

RURAL PATRONS FOR COUNTY MONONA	POP	PER CENT COUNTY POP	COUNTY DOLLARS	CNTY DOLLARS PER CAP
	3,693	36.80	26,635	7.21

NONLIBRARY/NONCONTRACT INCORP AREAS FOR COUNTY MONONA	POP	PER CENT COUNTY POP
	569	5.67

COUNTY TOTALS FOR COUNTY MONONA	POP	INCOME	INCOME PER CAP	HOLDINGS	HOLDINGS PER CAP	CIRC	CIRC PER CAP
	10,034	138,444	13.80	59,595	5.94	85,519	8.52

REPORT FOR COUNTY MONROE
POPULATION 8,114

CITY	POP	PERCENT COUNTY POP	TOTAL NON-COUNTY MUNIC INCOME	MUNIC PER CAP	HOLDINGS	HOLDINGS PER CAP	CIRC	CIRC PER CAP	PERCENT COUNTY CIRC
ALBIA	3,870	47.70	27,235	7.04	39,870	10.30	198,767	51.36	100.00
SERVED URBAN FOR COUNTY MONROE	3,870	47.70	27,235	7.04	39,870	10.30	198,767	51.36	100.00

RURAL PATRONS FOR COUNTY MONROE	POP	PER CENT COUNTY POP	COUNTY DOLLARS	CNTY DOLLARS PER CAP
	3,543	43.67	26,000	7.34

NONLIBRARY/NONCONTRACT INCORP AREAS FOR COUNTY MONROE	POP	PER CENT COUNTY POP
	701	8.64

COUNTY TOTALS FOR COUNTY MONROE	POP	INCOME	INCOME PER CAP	HOLDINGS	HOLDINGS PER CAP	CIRC	CIRC PER CAP
	8,114	53,235	6.56	39,870	4.91	198,767	24.50

REPORT FOR COUNTY MONTGOMERY
POPULATION 12,076

CITY	POP	PERCENT COUNTY POP	TOTAL NON-COUNTY INCOME	MUNIC PER CAP	HOLDINGS	HOLDINGS PER CAP	CIRC	CIRC PER CAP	PERCENT COUNTY CIRC
ELLIOTT	399	3.30	7,728	19.37	11,600	29.07	7,486	18.76	6.71
RED OAK	6,264	51.87	98,851	15.78	43,715	6.98	85,904	13.71	77.02
STANTON	692	5.73	2,237	3.23	9,138	13.21	10,099	14.59	9.05
VILLISCA	1,332	11.03	11,305	8.49	14,446	10.85	8,046	6.04	7.21
SERVED URBAN FOR COUNTY MONTGOMERY	8,687	71.94	120,121	13.83	78,899	9.08	111,535	12.84	100.00

RURAL PATRONS FOR COUNTY MONTGOMERY	POP	PER CENT COUNTY POP	COUNTY DOLLARS	CNTY DOLLARS PER CAP
	3,208	26.57	37,200	11.60

NONLIBRARY/NONCONTRACT INCORP AREAS FOR COUNTY MONTGOMERY	POP	PER CENT COUNTY POP
	181	1.50

COUNTY TOTALS FOR COUNTY MONTGOMERY	POP	INCOME	INCOME PER CAP	HOLDINGS	HOLDINGS PER CAP	CIRC	CIRC PER CAP
	12,076	157,321	13.03	78,899	6.53	111,535	9.24

REPORT FOR COUNTY MUSCATINE
POPULATION 39,907

CITY	POP	PERCENT COUNTY POP	TOTAL NON-COUNTY INCOME	MUNIC PER CAP	HOLDINGS	HOLDINGS PER CAP	CIRC	CIRC PER CAP	PERCENT COUNTY CIRC
MUSCATINE	22,881	57.34	585,237	25.58	147,566	6.45	272,779	11.92	82.67
WEST LIBERTY	2,935	7.35	47,731	16.26	31,301	10.66	27,612	9.41	8.37
WILTON	2,577	6.46	37,232	14.45	16,972	6.59	29,559	11.47	8.96
SERVED URBAN FOR COUNTY MUSCATINE	28,393	71.15	670,200	23.60	195,839	6.90	329,950	11.62	100.00

RURAL PATRONS FOR COUNTY MUSCATINE	POP	PER CENT COUNTY POP	COUNTY DOLLARS	CNTY DOLLARS PER CAP
	9,756	24.45	65,800	6.74

NONLIBRARY/NONCONTRACT INCORP AREAS FOR COUNTY MUSCATINE	POP	PER CENT COUNTY POP
	1,758	4.41

COUNTY TOTALS FOR COUNTY MUSCATINE	POP	INCOME	INCOME PER CAP	HOLDINGS	HOLDINGS PER CAP	CIRC	CIRC PER CAP
	39,907	736,000	18.44	195,839	4.91	329,950	8.27

REPORT FOR COUNTY OBRIEN
POPULATION 15,444

CITY	POP	PERCENT COUNTY POP	TOTAL NON-COUNTY INCOME	MUNIC PER CAP	HOLDINGS	HOLDINGS PER CAP	CIRC	CIRC PER CAP	PERCENT COUNTY CIRC
ARCHER	131	.85	766	5.85	5,561	42.45	5,006	38.21	2.87
HARTLEY	1,632	10.57	- NR -	- NR -	- NR -	- NR -	- NR -	- NR -	- NR -
PAULLINA	1,134	7.34	31,169	27.49	18,645	16.44	20,966	18.49	12.00
PRIMGHAR	950	6.15	14,216	14.96	12,029	12.66	29,436	30.99	16.85
SANBORN	1,345	8.71	24,829	18.46	9,290	6.91	19,161	14.25	10.97
SHELDON	4,937	31.97	109,772	22.23	30,912	6.26	91,247	18.48	52.24
SUTHERLAND	714	4.62	16,284	22.81	7,199	10.08	8,838	12.38	5.06
SERVED URBAN FOR COUNTY OBRIEN	10,843	70.21	197,036	18.17	83,636	7.71	174,654	16.11	100.00

RURAL PATRONS FOR COUNTY OBRIEN	POP	PER CENT COUNTY POP	COUNTY DOLLARS	CNTY DOLLARS PER CAP
	4,483	29.03	29,970	6.69

NONLIBRARY/NONCONTRACT INCORP AREAS FOR COUNTY OBRIEN	POP	PER CENT COUNTY POP
	118	.76

COUNTY TOTALS FOR COUNTY OBRIEN	POP	INCOME	INCOME PER CAP	HOLDINGS	HOLDINGS PER CAP	CIRC	CIRC PER CAP
	15,444	227,006	14.70	83,636	5.42	174,654	11.31

REPORT FOR COUNTY OSCEOLA
POPULATION 7,267

CITY	POP	PERCENT COUNTY POP	TOTAL NON-COUNTY INCOME	MUNIC PER CAP	HOLDINGS	HOLDINGS PER CAP	CIRC	CIRC PER CAP	PERCENT COUNTY CIRC
ASHTON	462	6.36	3,791	8.21	8,899	19.26	12,589	27.25	15.99
MELVIN	250	3.44	5,051	20.20	8,051	32.20	10,211	40.84	12.97
OCHEYEDAN	539	7.42	16,295	30.23	13,663	25.35	19,591	36.35	24.88
SIBLEY	2,815	38.74	68,343	24.28	18,512	6.58	36,337	12.91	46.16
SERVED URBAN FOR COUNTY OSCEOLA	4,066	55.95	93,480	22.99	49,125	12.08	78,728	19.36	100.00

RURAL PATRONS FOR COUNTY OSCEOLA	POP	PER CENT COUNTY POP	COUNTY DOLLARS	CNTY DOLLARS PER CAP
	3,031	41.71	17,048	5.62

NONLIBRARY/NONCONTRACT INCORP AREAS FOR COUNTY OSCEOLA	POP	PER CENT COUNTY POP
	170	2.34

COUNTY TOTALS FOR COUNTY OSCEOLA	POP	INCOME	INCOME PER CAP	HOLDINGS	HOLDINGS PER CAP	CIRC	CIRC PER CAP
	7,267	110,528	15.21	49,125	6.76	78,728	10.83

REPORT FOR COUNTY PAGE
POPULATION 16,870

CITY	POP	PERCENT COUNTY POP	TOTAL NON-COUNTY INCOME	MUNIC PER CAP	HOLDINGS	HOLDINGS PER CAP	CIRC	CIRC PER CAP	PERCENT COUNTY CIRC
CLARINDA	5,104	30.25	91,171	17.86	49,159	9.63	58,886	11.54	41.28
COIN	278	1.65	- NR -	- NR -	- NR -	- NR -	- NR -	- NR -	- NR -
ESSEX	916	5.43	7,606	8.30	12,823	14.00	18,255	19.93	12.80
SHENANDOAH	5,572	33.03	125,506	24.32	49,953	8.97	65,499	11.76	45.92
SERVED URBAN FOR COUNTY PAGE	11,870	70.36	234,283	19.74	111,935	9.43	142,640	12.02	100.00

RURAL PATRONS FOR COUNTY PAGE	POP	PER CENT COUNTY POP	COUNTY DOLLARS	CNTY DOLLARS PER CAP
	4,075	24.16	32,099	7.88

NONLIBRARY/NONCONTRACT INCORP AREAS FOR COUNTY PAGE	POP	PER CENT COUNTY POP
	925	5.48

COUNTY TOTALS FOR COUNTY PAGE	POP	INCOME	INCOME PER CAP	HOLDINGS	HOLDINGS PER CAP	CIRC	CIRC PER CAP
	16,870	256,382	15.79	111,935	6.64	142,640	8.46

REPORT FOR COUNTY PALO ALTO
POPULATION 10,669

CITY	POP	PERCENT COUNTY POP	TOTAL NON-COUNTY INCOME	MUNIC PER CAP	HOLDINGS	HOLDINGS PER CAP	CIRC	CIRC PER CAP	PERCENT COUNTY CIRC
EMMETSBURG	3,940	36.93	119,792	30.40	24,540	6.23	66,092	16.77	48.17
GRAETTINGER	813	7.62	16,527	20.33	10,880	13.38	12,129	14.92	8.84
MALLARD	360	3.37	- NR -	- NR -	- NR -	- NR -	- NR -	- NR -	- NR -
RUTHVEN	707	6.63	3,378	4.78	6,467	9.15	9,767	13.81	7.12
WEST BEND	862	8.08	32,183	37.34	12,788	14.84	49,207	57.08	35.87
SERVED URBAN FOR COUNTY PALO ALTO	6,682	62.63	171,880	25.72	54,675	8.18	137,195	20.53	100.00

RURAL PATRONS FOR COUNTY PALO ALTO	POP	PER CENT COUNTY POP	COUNTY DOLLARS	CNTY DOLLARS PER CAP
	3,574	33.50	56,091	15.69

NONLIBRARY/NONCONTRACT INCORP AREAS FOR COUNTY PALO ALTO	POP	PER CENT COUNTY POP
	413	3.87

COUNTY TOTALS FOR COUNTY PALO ALTO	POP	INCOME	INCOME PER CAP	HOLDINGS	HOLDINGS PER CAP	CIRC	CIRC PER CAP
	10,669	227,971	21.37	54,675	5.12	137,195	12.86

REPORT FOR COUNTY PLYMOUTH
POPULATION 23,388

CITY	POP	PERCENT COUNTY POP	TOTAL NON-COUNTY MUNIC INCOME	MUNIC PER CAP	HOLDINGS	HOLDINGS PER CAP	CIRC	CIRC PER CAP	PERCENT COUNTY CIRC
AKRON	1,450	6.20	41,263	28.46	19,365	13.36	41,954	28.93	17.95
KINGSLEY	1,129	4.83	15,106	13.38	14,891	13.19	22,398	19.84	9.58
LE MARS	8,454	36.15	186,014	22.00	36,235	4.29	107,735	12.74	46.10
MERRILL	729	3.12	3,482	4.78	6,501	8.92	8,119	11.14	3.47
REMSEN	1,513	6.47	40,777	26.95	21,178	14.00	53,492	35.35	22.89
SERVED URBAN FOR COUNTY PLYMOUTH	13,275	56.76	286,642	21.59	98,170	7.40	233,698	17.60	100.00

RURAL PATRONS FOR COUNTY PLYMOUTH	POP	PER CENT COUNTY POP	COUNTY DOLLARS	CNTY DOLLARS PER CAP
	8,823	37.72	40,022	4.54

NONLIBRARY/NONCONTRACT INCORP AREAS FOR COUNTY PLYMOUTH	POP	PER CENT COUNTY POP
	1,290	5.52

COUNTY TOTALS FOR COUNTY PLYMOUTH	POP	INCOME	INCOME PER CAP	HOLDINGS	HOLDINGS PER CAP	CIRC	CIRC PER CAP
	23,388	326,664	13.97	98,170	4.20	233,698	9.99

REPORT FOR COUNTY POCAHONTAS
POPULATION 9,525

CITY	POP	PERCENT COUNTY POP	TOTAL NON-COUNTY MUNIC INCOME	MUNIC PER CAP	HOLDINGS	HOLDINGS PER CAP	CIRC	CIRC PER CAP	PERCENT COUNTY CIRC
FONDA	731	7.67	12,445	17.02	10,056	13.76	12,826	17.55	11.99
*GILMORE CITY	241	2.53	8,993	37.32	4,404	18.27	5,593	23.21	5.23
HAVELOCK	217	2.28	1,410	6.50	8,951	41.25	2,334	10.76	2.18
LAURENS	1,550	16.27	64,537	41.64	20,975	13.53	31,587	20.38	29.52
PALMER	230	2.41	8,790	38.22	10,080	43.83	7,472	32.49	6.98
PLOVER	101	1.06	54	.53	1,016	10.06	550	5.45	.51
POCAHONTAS	2,085	21.89	53,475	25.65	18,139	8.70	31,967	15.33	29.87
ROLFE	721	7.57	14,251	19.77	9,573	13.28	13,661	18.95	12.77
VARINA	102	1.07	1,603	15.72	1,843	18.07	1,013	9.93	.95
SERVED URBAN FOR COUNTY POCAHONTAS	5,978	62.76	165,558	27.69	85,037	14.22	107,003	17.90	100.00

RURAL PATRONS FOR COUNTY POCAHONTAS	POP	PER CENT COUNTY POP	COUNTY DOLLARS	CNTY DOLLARS PER CAP
	3,547	37.24	26,873	7.58

NONLIBRARY/NONCONTRACT INCORP AREAS FOR COUNTY POCAHONTAS	POP	PER CENT COUNTY POP
	0	.00

COUNTY TOTALS FOR COUNTY POCAHONTAS	POP	INCOME	INCOME PER CAP	HOLDINGS	HOLDINGS PER CAP	CIRC	CIRC PER CAP
	9,525	192,431	20.20	85,037	8.93	107,003	11.23

REPORT FOR COUNTY POLK
POPULATION 327,140

CITY	POP	PERCENT COUNTY POP	TOTAL NON-COUNTY INCOME	MUNIC PER CAP	HOLDINGS	HOLDINGS PER CAP	CIRC	CIRC PER CAP	PERCENT COUNTY CIRC
ALTOONA	7,191	2.20	80,556	11.20	23,663	3.29	75,857	10.55	2.95
ANKENY	18,482	5.65	282,446	15.28	64,437	3.49	199,949	10.82	7.79
BONDURANT	1,584	.48	18,544	11.71	7,657	4.83	8,659	5.47	.34
DES MOINES	193,187	59.05	4,826,172	24.98	671,336	3.48	1,406,797	7.28	54.78
GRIMES	2,653	.81	84,811	31.97	12,211	4.60	26,460	9.97	1.03
JOHNSTON	4,702	1.44	179,180	38.11	21,421	4.56	74,302	15.80	2.89
MITCHELLVILLE	1,670	.51	33,334	19.96	14,370	8.60	20,441	12.24	.80
PLEASANT HILL	3,671	1.12	121,448	33.08	16,926	4.61	38,389	10.46	1.49
POLK CITY	1,908	.58	17,044	8.93	8,415	4.41	11,854	6.21	.46
URBANDALE	23,500	7.18	653,839	27.82	78,257	3.33	339,256	14.44	13.21
WEST DES MOINES	31,702	9.69	875,716	27.62	85,593	2.70	366,305	11.55	14.26
SERVED URBAN FOR COUNTY POLK	290,250	88.72	7,173,090	24.71	1,004,286	3.46	2,568,269	8.85	100.00

RURAL PATRONS FOR COUNTY	POP	PER CENT COUNTY POP	COUNTY DOLLARS	CNTY DOLLARS PER CAP
POLK	23,077	7.05	113,412	4.91

NONLIBRARY/NONCONTRACT INCORP AREAS FOR COUNTY	POP	PER CENT COUNTY POP
POLK	13,813	4.22

COUNTY TOTALS FOR COUNTY	POP	INCOME	INCOME PER CAP	HOLDINGS	HOLDINGS PER CAP	CIRC	CIRC PER CAP
POLK	327,140	7,286,502	22.27	1,004,286	3.07	2,568,269	7.85

REPORT FOR COUNTY POTTAWATTAMIE
POPULATION 82,628

CITY	POP	PERCENT COUNTY POP	TOTAL NON-COUNTY INCOME	MUNIC PER CAP	HOLDINGS	HOLDINGS PER CAP	CIRC	CIRC PER CAP	PERCENT COUNTY CIRC
AVOCA	1,497	1.81	37,361	24.96	16,870	11.27	26,224	17.52	8.84
CARTER LAKE	3,200	3.87	1,489	.47	14,397	4.50	14,619	4.57	4.93
COUNCIL BLUFFS	54,315	65.73	863,925	15.91	229,409	4.22	221,021	4.07	74.51
OAKLAND	1,496	1.81	20,102	13.44	21,908	14.64	26,038	17.41	8.78
WALNUT	857	1.04	8,049	9.39	8,285	9.67	8,737	10.19	2.95
SERVED URBAN FOR COUNTY POTTAWATTAMIE	61,365	74.27	930,926	15.17	290,869	4.74	296,639	4.83	100.00

RURAL PATRONS FOR COUNTY	POP	PER CENT COUNTY POP	COUNTY DOLLARS	CNTY DOLLARS PER CAP
POTTAWATTAMIE	16,972	20.54	49,252	2.90

NONLIBRARY/NONCONTRACT INCORP AREAS FOR COUNTY	POP	PER CENT COUNTY POP
POTTAWATTAMIE	4,291	5.19

COUNTY TOTALS FOR COUNTY	POP	INCOME	INCOME PER CAP	HOLDINGS	HOLDINGS PER CAP	CIRC	CIRC PER CAP
POTTAWATTAMIE	82,628	980,178	11.86	290,869	3.52	296,639	3.59

REPORT FOR COUNTY POWESHIEK
POPULATION 19,033

CITY	POP	PERCENT COUNTY POP	TOTAL NON-COUNTY MUNIC INCOME	MUNIC PER CAP	HOLDINGS	HOLDINGS PER CAP	CIRC	CIRC PER CAP	PERCENT COUNTY CIRC
BROOKLYN	1,439	7.56	10,384	7.22	8,002	5.56	9,414	6.54	6.05
GRINNELL	8,902	46.77	246,533	27.69	49,541	5.57	128,930	14.48	82.86
MONTEZUMA	1,651	8.67	23,473	14.22	15,858	9.61	17,261	10.45	11.09
SERVED URBAN FOR COUNTY POWESHIEK	11,992	63.01	280,390	23.38	73,401	6.12	155,605	12.98	100.00

RURAL PATRONS FOR COUNTY POWESHIEK	POP	PER CENT COUNTY POP	COUNTY DOLLARS	CNTY DOLLARS PER CAP
	5,753	30.23	26,750	4.65

NONLIBRARY/NONCONTRACT INCORP AREAS FOR COUNTY POWESHIEK	POP	PER CENT COUNTY POP
	1,288	6.77

COUNTY TOTALS FOR COUNTY POWESHIEK	POP	INCOME	INCOME PER CAP	HOLDINGS	HOLDINGS PER CAP	CIRC	CIRC PER CAP
	19,033	307,140	16.14	73,401	3.86	155,605	8.18

REPORT FOR COUNTY RINGGOLD
POPULATION 5,420

CITY	POP	PERCENT COUNTY POP	TOTAL NON-COUNTY MUNIC INCOME	MUNIC PER CAP	HOLDINGS	HOLDINGS PER CAP	CIRC	CIRC PER CAP	PERCENT COUNTY CIRC
MOUNT AYR	1,796	33.14	14,350	7.99	11,274	6.28	20,209	11.25	100.00
SERVED URBAN FOR COUNTY RINGGOLD	1,796	33.14	14,350	7.99	11,274	6.28	20,209	11.25	100.00

RURAL PATRONS FOR COUNTY RINGGOLD	POP	PER CENT COUNTY POP	COUNTY DOLLARS	CNTY DOLLARS PER CAP
	2,530	46.68	15,000	5.93

NONLIBRARY/NONCONTRACT INCORP AREAS FOR COUNTY RINGGOLD	POP	PER CENT COUNTY POP
	1,094	20.18

COUNTY TOTALS FOR COUNTY RINGGOLD	POP	INCOME	INCOME PER CAP	HOLDINGS	HOLDINGS PER CAP	CIRC	CIRC PER CAP
	5,420	29,350	5.42	11,274	2.08	20,209	3.73

REPORT FOR COUNTY SAC
POPULATION 12,324

CITY	POP	PERCENT COUNTY POP	TOTAL NON-COUNTY MUNIC INCOME	PER CAP	HOLDINGS	HOLDINGS PER CAP	CIRC	CIRC PER CAP	PERCENT COUNTY CIRC
AUBURN	283	2.30	383	1.35	9,056	32.00	2,651	9.37	2.53
EARLY	649	5.27	9,258	14.27	14,374	22.15	10,092	15.55	9.61
LAKE VIEW	1,303	10.57	26,753	20.53	16,551	12.70	25,936	19.90	24.71
LYTTON	320	2.60	- NR -	- NR -	- NR -	- NR -	- NR -	- NR -	- NR -
ODEBOLT	1,158	9.40	20,322	17.55	13,145	11.35	17,657	15.25	16.82
SAC CITY	2,492	20.22	50,124	20.11	26,561	10.66	35,284	14.16	33.61
SCHALLER	768	6.23	- NR -	- NR -	- NR -	- NR -	- NR -	- NR -	- NR -
WALL LAKE	875	7.10	10,380	11.86	11,180	12.78	13,361	15.27	12.73
SERVED URBAN FOR COUNTY SAC	7,848	63.68	117,220	14.94	90,867	11.58	104,981	13.38	100.00

RURAL PATRONS FOR COUNTY SAC	POP	PER CENT COUNTY POP	COUNTY DOLLARS	CNTY DOLLARS PER CAP
	4,406	35.75	47,734	10.83

NONLIBRARY/NONCONTRACT INCORP AREAS FOR COUNTY SAC	POP	PER CENT COUNTY POP
	70	.57

COUNTY TOTALS FOR COUNTY SAC	POP	INCOME	INCOME PER CAP	HOLDINGS	HOLDINGS PER CAP	CIRC	CIRC PER CAP
	12,324	164,954	13.38	90,867	7.37	104,981	8.52

REPORT FOR COUNTY SCOTT
POPULATION 150,979

CITY	POP	PERCENT COUNTY POP	TOTAL NON-COUNTY MUNIC INCOME	PER CAP	HOLDINGS	HOLDINGS PER CAP	CIRC	CIRC PER CAP	PERCENT COUNTY CIRC
BETTENDORF	28,132	18.63	1,086,040	38.61	110,615	3.93	420,644	14.95	29.23
DAVENPORT	95,333	63.14	2,211,408	23.20	243,768	2.56	715,647	7.51	49.73
SERVED URBAN FOR COUNTY SCOTT	123,465	81.78	3,297,448	26.71	354,383	2.87	1,136,291	9.20	78.97
COUNTY LIBRARY SCOTT COUNTY LIBRARY	27,514	18.22	515,244	18.73	123,594	4.49	302,642	11.00	21.03

NONLIBRARY/NONCONTRACT INCORP AREAS FOR COUNTY SCOTT	POP	PER CENT COUNTY POP
	0	.00

COUNTY TOTALS FOR COUNTY SCOTT	POP	INCOME	INCOME PER CAP	HOLDINGS	HOLDINGS PER CAP	CIRC	CIRC PER CAP
	150,979	3,812,692	25.25	477,977	3.17	1,438,933	9.53

REPORT FOR COUNTY SHELBY
POPULATION 13,230

CITY	POP	PERCENT COUNTY POP	TOTAL NON-COUNTY INCOME	MUNIC PER CAP	HOLDINGS	HOLDINGS PER CAP	CIRC	CIRC PER CAP	PERCENT COUNTY CIRC
ELK HORN	672	5.08	7,425	11.05	9,133	13.59	8,131	12.10	7.13
HARLAN	5,148	38.91	115,951	22.52	37,144	7.22	105,928	20.58	92.87
SERVED URBAN FOR COUNTY SHELBY	5,820	43.99	123,376	21.20	46,277	7.95	114,059	19.60	100.00

RURAL PATRONS FOR COUNTY SHELBY	POP	PER CENT COUNTY POP	COUNTY DOLLARS	CNTY DOLLARS PER CAP
	4,938	37.32	40,364	8.17

NONLIBRARY/NONCONTRACT INCORP AREAS FOR COUNTY SHELBY	POP	PER CENT COUNTY POP
	2,472	18.68

COUNTY TOTALS FOR COUNTY SHELBY	POP	INCOME	INCOME PER CAP	HOLDINGS	HOLDINGS PER CAP	CIRC	CIRC PER CAP
	13,230	163,740	12.38	46,277	3.50	114,059	8.62

REPORT FOR COUNTY SIOUX
POPULATION 29,903

CITY	POP	PERCENT COUNTY POP	TOTAL NON-COUNTY INCOME	MUNIC PER CAP	HOLDINGS	HOLDINGS PER CAP	CIRC	CIRC PER CAP	PERCENT COUNTY CIRC
ALTON	1,063	3.55	16,298	15.33	8,237	7.75	12,818	12.06	2.34
BOYDEN	651	2.18	16,621	25.53	20,817	31.98	37,006	56.84	6.75
HAWARDEN	2,439	8.16	107,144	43.93	20,460	8.39	49,169	20.16	8.97
HULL	1,724	5.77	21,879	12.69	17,694	10.26	35,916	20.83	6.55
ORANGE CITY	4,940	16.52	138,183	27.97	39,388	7.97	172,139	34.85	31.40
ROCK VALLEY	2,540	8.49	394,269	155.22	22,946	9.03	121,863	47.98	22.23
SIOUX CENTER	5,074	16.97	175,964	34.68	30,795	6.07	119,315	23.51	21.76
SERVED URBAN FOR COUNTY SIOUX	18,431	61.64	870,358	47.22	160,337	8.70	548,226	29.74	100.00

RURAL PATRONS FOR COUNTY SIOUX	POP	PER CENT COUNTY POP	COUNTY DOLLARS	CNTY DOLLARS PER CAP
	9,425	31.52	133,000	14.11

NONLIBRARY/NONCONTRACT INCORP AREAS FOR COUNTY SIOUX	POP	PER CENT COUNTY POP
	2,047	6.85

COUNTY TOTALS FOR COUNTY SIOUX	POP	INCOME	INCOME PER CAP	HOLDINGS	HOLDINGS PER CAP	CIRC	CIRC PER CAP
	29,903	1,003,358	33.55	160,337	5.36	548,226	18.33

REPORT FOR COUNTY STORY
POPULATION 74,252

CITY	POP	PERCENT COUNTY POP	TOTAL NON-COUNTY MUNIC INCOME	MUNIC PER CAP	HOLDINGS	HOLDINGS PER CAP	CIRC	CIRC PER CAP	PERCENT COUNTY CIRC
AMES	47,198	63.56	2,264,917	47.99	168,694	3.57	852,011	18.05	77.28
CAMBRIDGE	714	.96	5,252	7.36	8,422	11.80	3,428	4.80	.31
COLLINS	455	.61	4,977	10.94	8,043	17.68	5,997	13.18	.54
COLO	771	1.04	21,982	28.51	12,447	16.14	37,177	48.22	3.37
HUXLEY	2,047	2.76	29,024	14.18	11,326	5.53	18,633	9.10	1.69
MAXWELL	788	1.06	31,167	39.55	7,921	10.05	6,356	8.07	.58
NEVADA	6,009	8.09	137,267	22.84	40,290	6.70	95,489	15.89	8.66
ROLAND	1,035	1.39	29,877	28.87	9,709	9.38	13,000	12.56	1.18
SLATER	1,268	1.71	58,268	45.95	11,735	9.25	28,644	22.59	2.60
STORY CITY	2,959	3.99	84,925	28.70	25,820	8.73	35,521	12.00	3.22
ZEARING	614	.83	13,733	22.37	7,343	11.96	6,265	10.20	.57
SERVED URBAN FOR COUNTY STORY	63,858	86.00	2,681,389	41.99	311,750	4.88	1,102,521	17.27	100.00

RURAL PATRONS FOR COUNTY STORY	POP	PER CENT COUNTY POP	COUNTY DOLLARS	CNTY DOLLARS PER CAP
	8,889	11.97	154,144	17.34

NONLIBRARY/NONCONTRACT INCORP AREAS FOR COUNTY STORY	POP	PER CENT COUNTY POP
	1,505	2.03

COUNTY TOTALS FOR COUNTY STORY	POP	INCOME	INCOME PER CAP	HOLDINGS	HOLDINGS PER CAP	CIRC	CIRC PER CAP
	74,252	2,835,533	38.19	311,750	4.20	1,102,521	14.85

REPORT FOR COUNTY TAMA
POPULATION 17,419

CITY	POP	PERCENT COUNTY POP	TOTAL NON-COUNTY MUNIC INCOME	MUNIC PER CAP	HOLDINGS	HOLDINGS PER CAP	CIRC	CIRC PER CAP	PERCENT COUNTY CIRC
CHELSEA	336	1.93	6,823	20.31	7,086	21.09	10,724	31.92	5.40
CLUTIER	249	1.43	2,457	9.87	2,696	10.83	2,106	8.46	1.06
DYSART	1,230	7.06	19,462	15.82	9,726	7.91	21,247	17.27	10.71
GARWIN	533	3.06	11,262	21.13	8,793	16.50	14,052	26.36	7.08
GLADBROOK	881	5.06	10,663	12.10	16,319	18.52	22,163	25.16	11.17
TAMA	2,697	15.48	63,362	23.49	21,273	7.89	80,853	29.98	40.75
TOLEDO	2,380	13.66	50,490	21.21	18,319	7.70	23,768	9.99	11.98
TRAER	1,552	8.91	32,431	20.90	14,226	9.17	23,498	15.14	11.84
SERVED URBAN FOR COUNTY TAMA	9,858	56.59	196,950	19.98	98,438	9.99	198,411	20.13	100.00

RURAL PATRONS FOR COUNTY TAMA	POP	PER CENT COUNTY POP	COUNTY DOLLARS	CNTY DOLLARS PER CAP
	6,825	39.18	31,519	4.62

NONLIBRARY/NONCONTRACT INCORP AREAS FOR COUNTY TAMA	POP	PER CENT COUNTY POP
	736	4.23

COUNTY TOTALS FOR COUNTY TAMA	POP	INCOME	INCOME PER CAP	HOLDINGS	HOLDINGS PER CAP	CIRC	CIRC PER CAP
	17,419	228,469	13.12	98,438	5.65	198,411	11.39

REPORT FOR COUNTY TAYLOR
POPULATION 7,114

CITY	POP	PERCENT COUNTY POP	TOTAL NON-COUNTY INCOME	MUNIC PER CAP	HOLDINGS	HOLDINGS PER CAP	CIRC	CIRC PER CAP	PERCENT COUNTY CIRC
BEDFORD	1,528	21.48	34,234	22.40	21,809	14.27	20,515	13.43	66.64
CLEARFIELD	417	5.86	4,298	10.31	4,170	10.00	3,185	7.64	10.35
LENOX	1,303	18.32	13,907	10.67	16,439	12.62	7,086	5.44	23.02
NEW MARKET	454	6.38	- NR -	- NR -	- NR -	- NR -	- NR -	- NR -	- NR -
SERVED URBAN FOR COUNTY TAYLOR	3,702	52.04	52,439	14.17	42,418	11.46	30,786	8.32	100.00

RURAL PATRONS FOR COUNTY TAYLOR	POP	PER CENT COUNTY POP	COUNTY DOLLARS	CNTY DOLLARS PER CAP
	2,787	39.18	6,558	2.35

NONLIBRARY/NONCONTRACT INCORP AREAS FOR COUNTY TAYLOR	POP	PER CENT COUNTY POP
	625	8.79

COUNTY TOTALS FOR COUNTY TAYLOR	POP	INCOME	INCOME PER CAP	HOLDINGS	HOLDINGS PER CAP	CIRC	CIRC PER CAP
	7,114	58,997	8.29	42,418	5.96	30,786	4.33

REPORT FOR COUNTY UNION
POPULATION 12,750

CITY	POP	PERCENT COUNTY POP	TOTAL NON-COUNTY INCOME	MUNIC PER CAP	HOLDINGS	HOLDINGS PER CAP	CIRC	CIRC PER CAP	PERCENT COUNTY CIRC
CRESTON	7,911	62.05	77,865	9.84	24,323	3.07	61,031	7.71	100.00
SERVED URBAN FOR COUNTY UNION	7,911	62.05	77,865	9.84	24,323	3.07	61,031	7.71	100.00

RURAL PATRONS FOR COUNTY UNION	POP	PER CENT COUNTY POP	COUNTY DOLLARS	CNTY DOLLARS PER CAP
	3,061	24.01	13,500	4.41

NONLIBRARY/NONCONTRACT INCORP AREAS FOR COUNTY UNION	POP	PER CENT COUNTY POP
	1,778	13.95

COUNTY TOTALS FOR COUNTY UNION	POP	INCOME	INCOME PER CAP	HOLDINGS	HOLDINGS PER CAP	CIRC	CIRC PER CAP
	12,750	91,365	7.17	24,323	1.91	61,031	4.79

REPORT FOR COUNTY VAN BUREN
POPULATION 7,676

CITY	POP	PERCENT COUNTY POP	TOTAL NON-COUNTY MUNIC INCOME	MUNIC PER CAP	HOLDINGS	HOLDINGS PER CAP	CIRC	CIRC PER CAP	PERCENT COUNTY CIRC
BIRMINGHAM	386	5.03	1,843	4.77	5,912	15.32	1,753	4.54	3.17
BONAPARTE	465	6.06	854	1.84	11,400	24.52	5,026	10.81	9.09
CANTRIL	262	3.41	2,907	11.10	3,989	15.23	1,757	6.71	3.18
FARMINGTON	655	8.53	904	1.38	30,860	47.11	21,683	33.10	39.22
KEOSAUQUA	1,020	13.29	28,772	28.21	16,458	16.14	17,561	17.22	31.76
MILTON	506	6.59	946	1.87	0	.00	4,115	8.13	7.44
STOCKPORT	260	3.39	3,183	12.24	7,057	27.14	3,390	13.04	6.13
SERVED URBAN FOR COUNTY VAN BUREN	3,554	46.30	39,409	11.09	75,676	21.29	55,285	15.56	100.00

RURAL PATRONS FOR COUNTY VAN BUREN	POP	PER CENT COUNTY POP	COUNTY DOLLARS	CNTY DOLLARS PER CAP
	4,069	53.01	14,662	3.60

NONLIBRARY/NONCONTRACT INCORP AREAS FOR COUNTY VAN BUREN	POP	PER CENT COUNTY POP
	53	.69

COUNTY TOTALS FOR COUNTY VAN BUREN	POP	INCOME	INCOME PER CAP	HOLDINGS	HOLDINGS PER CAP	CIRC	CIRC PER CAP
	7,676	54,071	7.04	75,676	9.86	55,285	7.20

REPORT FOR COUNTY WAPELLO
POPULATION 35,687

CITY	POP	PERCENT COUNTY POP	TOTAL NON-COUNTY MUNIC INCOME	MUNIC PER CAP	HOLDINGS	HOLDINGS PER CAP	CIRC	CIRC PER CAP	PERCENT COUNTY CIRC
AGENCY	616	1.73	2,500	4.06	11,079	17.99	4,761	7.73	2.63
BLAKESBURG	333	.93	3,279	9.85	5,398	16.21	3,483	10.46	1.92
EDDYVILLE	1,010	2.83	20,501	20.30	8,374	8.29	6,751	6.68	3.72
ELDON	1,070	3.00	16,223	15.16	10,943	10.23	10,912	10.20	6.02
OTTUMWA	24,488	68.62	376,672	15.38	79,047	3.23	155,436	6.35	85.71
SERVED URBAN FOR COUNTY WAPELLO	27,517	77.11	419,175	15.23	114,841	4.17	181,343	6.59	100.00

RURAL PATRONS FOR COUNTY WAPELLO	POP	PER CENT COUNTY POP	COUNTY DOLLARS	CNTY DOLLARS PER CAP
	8,047	22.55	26,303	3.27

NONLIBRARY/NONCONTRACT INCORP AREAS FOR COUNTY WAPELLO	POP	PER CENT COUNTY POP
	123	.34

COUNTY TOTALS FOR COUNTY WAPELLO	POP	INCOME	INCOME PER CAP	HOLDINGS	HOLDINGS PER CAP	CIRC	CIRC PER CAP
	35,687	445,478	12.48	114,841	3.22	181,343	5.08

REPORT FOR COUNTY WARREN
POPULATION 36,033

CITY	POP	PERCENT COUNTY POP	TOTAL NON-COUNTY MUNIC INCOME	MUNIC PER CAP	HOLDINGS	HOLDINGS PER CAP	CIRC	CIRC PER CAP	PERCENT COUNTY CIRC
CARLISLE	3,241	8.99	62,629	19.32	30,086	9.28	24,649	7.61	13.14
INDIANOLA	11,340	31.47	171,375	15.11	40,761	3.59	107,229	9.46	57.14
LACONA	357	.99	12,121	33.95	9,142	25.61	6,876	19.26	3.66
MILO	864	2.40	9,366	10.84	14,430	16.70	16,869	19.52	8.99
NEW VIRGINIA	433	1.20	18,294	42.25	7,384	17.05	5,847	13.50	3.12
NORWALK	5,726	15.89	73,601	12.85	21,827	3.81	26,183	4.57	13.95
SERVED URBAN FOR COUNTY WARREN	21,961	60.95	347,386	15.82	123,630	5.63	187,653	8.54	100.00

RURAL PATRONS FOR COUNTY WARREN	POP	PER CENT COUNTY POP	COUNTY DOLLARS	CNTY DOLLARS PER CAP
	12,339	34.24	49,498	4.01

NONLIBRARY/NONCONTRACT INCORP AREAS FOR COUNTY WARREN	POP	PER CENT COUNTY POP
	1,733	4.81

COUNTY TOTALS FOR COUNTY WARREN	POP	INCOME	INCOME PER CAP	HOLDINGS	HOLDINGS PER CAP	CIRC	CIRC PER CAP
	36,033	396,884	11.01	123,630	3.43	187,653	5.21

REPORT FOR COUNTY WASHINGTON
POPULATION 19,612

CITY	POP	PERCENT COUNTY POP	TOTAL NON-COUNTY MUNIC INCOME	MUNIC PER CAP	HOLDINGS	HOLDINGS PER CAP	CIRC	CIRC PER CAP	PERCENT COUNTY CIRC
KALONA	1,942	9.90	20,340	10.47	6,892	3.55	19,878	10.24	14.19
WASHINGTON	7,074	36.07	129,597	18.32	40,285	5.69	94,432	13.35	67.43
WELLMAN	1,085	5.53	18,005	16.59	12,577	11.59	25,730	23.71	18.37
SERVED URBAN FOR COUNTY WASHINGTON	10,101	51.50	167,942	16.63	59,754	5.92	140,040	13.86	100.00

RURAL PATRONS FOR COUNTY WASHINGTON	POP	PER CENT COUNTY POP	COUNTY DOLLARS	CNTY DOLLARS PER CAP
	7,042	35.91	30,231	4.29

NONLIBRARY/NONCONTRACT INCORP AREAS FOR COUNTY WASHINGTON	POP	PER CENT COUNTY POP
	2,469	12.59

COUNTY TOTALS FOR COUNTY WASHINGTON	POP	INCOME	INCOME PER CAP	HOLDINGS	HOLDINGS PER CAP	CIRC	CIRC PER CAP
	19,612	198,173	10.10	59,754	3.05	140,040	7.14

REPORT FOR COUNTY WAYNE
POPULATION 7,067

CITY	POP	PERCENT COUNTY POP	TOTAL NON-COUNTY INCOME	MUNIC PER CAP	HOLDINGS	HOLDINGS PER CAP	CIRC	CIRC PER CAP	PERCENT COUNTY CIRC
ALLERTON	599	8.48	712	1.19	7,252	12.11	2,114	3.53	17.39
CORYDON	1,675	23.70	- NR -	- NR -	- NR -	- NR -	- NR -	- NR -	- NR -
HUMESTON	553	7.83	5,524	9.99	14,196	25.67	6,396	11.57	52.62
SEYMOUR	869	12.30	4,581	5.27	10,342	11.90	3,645	4.19	29.99
SERVED URBAN FOR COUNTY WAYNE	3,696	52.30	10,817	2.93	31,790	8.60	12,155	3.29	100.00

RURAL PATRONS FOR COUNTY WAYNE	POP	PER CENT COUNTY POP	COUNTY DOLLARS	CNTY DOLLARS PER CAP
	2,803	39.66	4,530	1.62

NONLIBRARY/NONCONTRACT INCORP AREAS FOR COUNTY WAYNE	POP	PER CENT COUNTY POP
	568	8.04

COUNTY TOTALS FOR COUNTY WAYNE	POP	INCOME	INCOME PER CAP	HOLDINGS	HOLDINGS PER CAP	CIRC	CIRC PER CAP
	7,067	15,347	2.17	31,790	4.50	12,155	1.72

REPORT FOR COUNTY WEBSTER
POPULATION 40,342

CITY	POP	PERCENT COUNTY POP	TOTAL NON-COUNTY INCOME	MUNIC PER CAP	HOLDINGS	HOLDINGS PER CAP	CIRC	CIRC PER CAP	PERCENT COUNTY CIRC
BADGER	653	1.62	6,700	10.26	9,541	14.61	4,626	7.08	1.42
CALLENDER	384	.95	105,199	273.96	8,186	21.32	8,943	23.29	2.75
CLARE	161	.40	8,475	52.64	7,284	45.24	8,036	49.91	2.47
DAYTON	818	2.03	15,655	19.14	11,573	14.15	23,290	28.47	7.17
DUNCOMBE	488	1.21	13,886	28.45	6,688	13.70	13,622	27.91	4.19
FORT DODGE	25,894	64.19	276,562	10.68	66,180	2.56	223,729	8.64	68.87
GOWRIE	1,028	2.55	13,587	13.22	9,695	9.43	14,202	13.82	4.37
HARCOURT	306	.76	6,207	20.28	8,406	27.47	7,544	24.65	2.32
LEHIGH	536	1.33	21,802	40.68	8,962	16.72	20,865	38.93	6.42
SERVED URBAN FOR COUNTY WEBSTER	30,268	75.03	468,073	15.46	136,515	4.51	324,857	10.73	100.00

RURAL PATRONS FOR COUNTY WEBSTER	POP	PER CENT COUNTY POP	COUNTY DOLLARS	CNTY DOLLARS PER CAP
	9,025	22.37	124,423	13.79

NONLIBRARY/NONCONTRACT INCORP AREAS FOR COUNTY WEBSTER	POP	PER CENT COUNTY POP
	1,049	2.60

COUNTY TOTALS FOR COUNTY WEBSTER	POP	INCOME	INCOME PER CAP	HOLDINGS	HOLDINGS PER CAP	CIRC	CIRC PER CAP
	40,342	592,496	14.69	136,515	3.38	324,857	8.05

REPORT FOR COUNTY WINNEBAGO
POPULATION 12,122

CITY	POP	PERCENT COUNTY POP	TOTAL NON-COUNTY INCOME	MUNIC PER CAP	HOLDINGS	HOLDINGS PER CAP	CIRC	CIRC PER CAP	PERCENT COUNTY CIRC
BUFFALO CENTER	1,081	8.92	10,175	9.41	9,940	9.20	7,853	7.26	7.56
FOREST CITY	4,430	36.55	82,774	18.68	27,620	6.23	43,389	9.79	41.77
LAKE MILLS	2,143	17.68	52,076	24.30	21,173	9.88	37,418	17.46	36.02
RAKE	238	1.96	3,078	12.93	6,138	25.79	7,105	29.85	6.84
THOMPSON	498	4.11	4,371	8.78	5,574	11.19	8,103	16.27	7.80
SERVED URBAN FOR COUNTY WINNEBAGO	8,390	69.21	152,474	18.17	70,445	8.40	103,868	12.38	100.00

RURAL PATRONS FOR COUNTY WINNEBAGO	POP	PER CENT COUNTY POP	COUNTY DOLLARS	CNTY DOLLARS PER CAP
	3,684	30.39	32,000	8.69

NONLIBRARY/NONCONTRACT INCORP AREAS FOR COUNTY WINNEBAGO	POP	PER CENT COUNTY POP
	48	.40

COUNTY TOTALS FOR COUNTY WINNEBAGO	POP	INCOME	INCOME PER CAP	HOLDINGS	HOLDINGS PER CAP	CIRC	CIRC PER CAP
	12,122	184,474	15.22	70,445	5.81	103,868	8.57

REPORT FOR COUNTY WINNESHIEK
POPULATION 20,847

CITY	POP	PERCENT COUNTY POP	TOTAL NON-COUNTY INCOME	MUNIC PER CAP	HOLDINGS	HOLDINGS PER CAP	CIRC	CIRC PER CAP	PERCENT COUNTY CIRC
CALMAR	1,026	4.92	16,821	16.39	10,323	10.06	16,751	16.33	9.38
DECORAH	8,063	38.68	180,135	22.34	39,437	4.89	139,586	17.31	78.14
FORT ATKINSON	367	1.76	4,405	12.00	7,820	21.31	5,353	14.59	3.00
OSSIAN	810	3.89	5,105	6.30	17,295	21.35	11,162	13.78	6.25
SPILLVILLE	387	1.86	10,206	26.37	5,481	14.16	5,777	14.93	3.23
SERVED URBAN FOR COUNTY WINNESHIEK	10,653	51.10	216,672	20.34	80,356	7.54	178,629	16.77	100.00

RURAL PATRONS FOR COUNTY WINNESHIEK	POP	PER CENT COUNTY POP	COUNTY DOLLARS	CNTY DOLLARS PER CAP
	9,635	46.22	54,025	5.61

NONLIBRARY/NONCONTRACT INCORP AREAS FOR COUNTY WINNESHIEK	POP	PER CENT COUNTY POP
	559	2.68

COUNTY TOTALS FOR COUNTY WINNESHIEK	POP	INCOME	INCOME PER CAP	HOLDINGS	HOLDINGS PER CAP	CIRC	CIRC PER CAP
	20,847	270,697	12.98	80,356	3.85	178,629	8.57

REPORT FOR COUNTY WOODBURY
POPULATION 98,276

CITY	POP	PERCENT COUNTY POP	TOTAL NON-COUNTY INCOME	MUNIC PER CAP	HOLDINGS	HOLDINGS PER CAP	CIRC	CIRC PER CAP	PERCENT COUNTY CIRC
ANTHON	638	.65	9,684	15.18	10,490	16.44	12,770	20.02	1.48
CORRECTIONVILLE	897	.91	8,940	9.97	23,794	26.53	7,666	8.55	.89
SERGEANT BLUFF	2,772	2.82	- NR -	- NR -	- NR -	- NR -	- NR -	- NR -	- NR -
SIOUX CITY	80,505	81.92	2,017,109	25.06	298,554	3.71	745,324	9.26	86.67
SLOAN	938	.95	9,889	10.54	5,638	6.01	6,637	7.08	.77
SERVED URBAN FOR COUNTY WOODBURY	85,750	87.25	2,045,622	23.86	338,476	3.95	772,397	9.01	89.82
COUNTY LIBRARY WOODBURY COUNTY LIBRARY	11,597	11.80	116,700	10.06	54,496	4.70	87,548	7.55	10.18

NONLIBRARY/NONCONTRACT INCORP AREAS FOR COUNTY WOODBURY	POP	PER CENT COUNTY POP
	929	.95

COUNTY TOTALS FOR COUNTY WOODBURY	POP	INCOME	INCOME PER CAP	HOLDINGS	HOLDINGS PER CAP	CIRC	CIRC PER CAP
	98,276	2,163,865	22.02	392,972	4.00	859,945	8.75

REPORT FOR COUNTY WORTH
POPULATION 7,991

CITY	POP	PERCENT COUNTY POP	TOTAL NON-COUNTY INCOME	MUNIC PER CAP	HOLDINGS	HOLDINGS PER CAP	CIRC	CIRC PER CAP	PERCENT COUNTY CIRC
FERTILE	382	4.78	9,175	24.02	7,436	19.47	10,198	26.70	10.25
GRAFTON	282	3.53	10,584	37.53	11,837	41.98	12,197	43.25	12.26
HANLONTOWN	193	2.42	4,931	25.55	6,834	35.41	3,494	18.10	3.51
JOICE	245	3.07	7,597	31.01	6,980	28.49	3,361	13.72	3.38
KENSETT	298	3.73	2,891	9.70	7,275	24.41	11,868	39.83	11.93
MANLY	1,349	16.88	20,840	15.45	20,126	14.92	27,141	20.12	27.29
NORTHWOOD	1,940	24.28	30,090	15.51	20,744	10.69	31,187	16.08	31.36
SERVED URBAN FOR COUNTY WORTH	4,689	58.68	86,108	18.36	81,232	17.32	99,446	21.21	100.00

RURAL PATRONS FOR COUNTY WORTH	POP	PER CENT COUNTY POP	COUNTY DOLLARS	CNTY DOLLARS PER CAP
	3,302	41.32	46,900	14.20

NONLIBRARY/NONCONTRACT INCORP AREAS FOR COUNTY WORTH	POP	PER CENT COUNTY POP
	0	.00

COUNTY TOTALS FOR COUNTY WORTH	POP	INCOME	INCOME PER CAP	HOLDINGS	HOLDINGS PER CAP	CIRC	CIRC PER CAP
	7,991	133,008	16.64	81,232	10.17	99,446	12.44

REPORT FOR COUNTY WRIGHT
POPULATION 14,269

CITY	POP	PERCENT COUNTY POP	TOTAL NON-COUNTY MUNIC INCOME	MUNIC PER CAP	HOLDINGS	HOLDINGS PER CAP	CIRC	CIRC PER CAP	PERCENT COUNTY CIRC
BELMOND	2,500	17.52	55,290	22.12	17,762	7.10	35,765	14.31	22.21
CLARION	2,703	18.94	64,152	23.73	17,029	6.30	41,670	15.42	25.87
DOWS	660	4.63	11,949	18.10	11,486	17.40	15,066	22.83	9.35
EAGLE GROVE	3,671	25.73	87,796	23.92	21,378	5.82	56,790	15.47	35.26
ROWAN	189	1.32	5,043	26.68	5,941	31.43	11,774	62.30	7.31
SERVED URBAN FOR COUNTY WRIGHT	9,723	68.14	224,230	23.06	73,596	7.57	161,065	16.57	100.00

RURAL PATRONS FOR COUNTY WRIGHT	POP	PER CENT COUNTY POP	COUNTY DOLLARS	CNTY DOLLARS PER CAP
	3,681	25.80	82,502	22.41

NONLIBRARY/NONCONTRACT INCORP AREAS FOR COUNTY WRIGHT	POP	PER CENT COUNTY POP
	865	6.06

COUNTY TOTALS FOR COUNTY WRIGHT	POP	INCOME	INCOME PER CAP	HOLDINGS	HOLDINGS PER CAP	CIRC	CIRC PER CAP
	14,269	306,732	21.50	73,596	5.16	161,065	11.29

A DIVISION OF THE DEPARTMENT OF EDUCATION