

STATE OF IOWA

1918

REPORT OF THE

DEPARTMENT OF PUBLIC INSTRUCTION

For the Biennial Period Ending June 30, 1918

ALBERT M. DEYOE

Superintendent of Public Instruction

Published By
THE STATE OF IOWA
Des Moines

DEPARTMENT OF PUBLIC INSTRUCTION.

Albert M. Deyoe.....	Superintendent of Public Instruction
Frank D. Joseph	Deputy Superintendent
H. C. Hollingsworth	Chief Clerk
Melvin R. Fayram.....	Inspector of Normal Training High Schools
James A. Woodruff..	Inspector of Rural and Consolidated Schools
B. W. Hoadley } F. A. Welch }	Inspectors of State Graded and High Schools
Mabel A. Newlen	
Frances B. Cobacker } Mary Palmer }	Stenographers

STATE BOARD OF EDUCATIONAL EXAMINERS.

Albert M. Deyoe, <i>ex officio</i> , President.....	Des Moines
Walter A. Jessup, <i>ex officio</i>	Iowa City
Homer H. Seerley, <i>ex officio</i>	Cedar Falls
Raymond A. Pearson, <i>ex officio</i>	Ames
*David Williams	Titonka
†Mary E. De Boos	Sibley
Viola H. Schell, Secretary	Des Moines
Florence Erickson, Stenographer	Des Moines
Dorothy I. Gibson, Stenographer.....	Des Moines

*Term expires January 5, 1919.
†Term expires April 1, 1921.

STATE BOARD FOR VOCATIONAL EDUCATION.

A. M. Deyoe, Chairman, Supt. Public Instruction....Des Moines
 D. D. Murphy, Pres. State Board of Education.....Elkader
 A. L. Urick, Commissioner of LaborDes Moines

ADVISORY COMMITTEE.

Fred J. Oxley, FarmerCorwith
 E. J. Curtis, Employer.....Clinton
 Fred A. Canfield, Labor RepresentativeCedar Rapids
 Mrs. F. F. Faville, Woman's WorkFort Dodge
 James M. Graham, Business and CommerceWaterloo
 Miss Belle McConnell, Social WorkerDes Moines
 M. G. Clark, City SuperintendentSioux City
 George E. Masters, County SuperintendentGlenwood
 J. J. McConnell, City Superintendent.....Cedar Rapids

WILBUR H. BENDER

Director of Vocational Education and Supervisor of Vocational
 Agricultural Education.

SUPERINTENDENTS OF PUBLIC INSTRUCTION.

TERRITORY AND STATE OF IOWA.

Name	County	Time	Postoffice
William Reynolds.....	Des Moines.....	1841-1842	Deceased
James Harlan.....	Henry.....	1847—	Deceased
Thos. H. Benton.....	Dubuque.....	1848-1854	Deceased
James D. Eads.....	Lee.....	1854-1857	Deceased
Joseph C. Stone.....	Johnson.....	1857—	Deceased
M. L. Fisher.....	Clayton.....	1857-1858	Deceased
Oran Faville.....	Mitchell.....	1864-1867	Deceased
D. Franklin Wells.....	Johnson.....	1867-1868	Deceased
A. S. Kissel.....	Scott.....	1869-1872	Deceased
Alonso Abernethy.....	Crawford.....	1872-1876	Deceased
C. W. von Coeln.....	Black Hawk.....	1876-1881	Deceased
J. W. Akers.....	Linn.....	1882-1888	Joliet, Ill.
Henry Sabln.....	Clinton.....	1888-1889	Deceased
J. B. Knoepfler.....	Allamakee.....	1889-1894	Cedar Falls
Henry Sabln.....	Clinton.....	1894-1899	Deceased
Richard C. Barrett.....	Mitchell.....	1899-1904	Deceased
John F. Riggs.....	Keokuk.....	1904-1911	Des Moines
Albert M. Deyoe.....	Hancock.....	1911.	Des Moines

The office of Superintendent was abolished in 1842. Again in 1858 it was abolished and the duties were performed by the State Board of Education, of which Thos. H. Benton acted as secretary for five years.

LETTER OF TRANSMITTAL

HON. W. L. HARDING, *Governor.*

SIR: I have the honor to submit herewith, as required by law, the thirty-ninth biennial report of the Department of Public Instruction for the period beginning July 1, 1916, and ending June 30, 1918.

ALBERT M. DEVOE,
Superintendent of Public Instruction.

July 1, 1918.

IN MEMORIAM

HENRY SABIN

Henry Sabin has gone to his reward. Of him it may be said he was a workman that needeth not to be ashamed. Born in Pomfret, Connecticut, October 23, 1829, he grew to manhood surrounded by New England influences, and was graduated from Amherst College in 1852 with the B. A. degree. Mr. Sabin taught school in New Jersey, then in Illinois, and later came to Iowa to be superintendent of the city schools of Clinton, Iowa. His ability as an educator was soon recognized and he was chosen president of the Iowa State Teachers Association in 1878.


Mr. Sabin was elected to the office of Superintendent of Public Instruction and served from 1888 to 1892, and again from 1894 to 1898. In 1893 he was president of the Department of Superintendence of the N. E. A. and in 1895 was made Chairman of the Committee of Twelve on Rural Schools. Through his efforts in the report of this committee Mr. Sabin made himself recognized as a national figure in educational circles.

In addition to the devoted services Mr. Sabin gave to the State in his official capacity, he is recognized as an author of marked ability. His "Talks to Young People" was issued in 1899; "Common Sense Didactics" in 1903; and the report of the Committee of Twelve on Rural Schools, was largely the work of his pen. This and his Common Sense Didactics, were perhaps the crowning efforts of his life. The merits of "Common Sense Didactics" placed it in the ranks of David P. Page's "Theory and Practice of Teaching," a notable work of an earlier day. "Common Sense Didactics" probably had a larger sale among common every day teachers than any work of a similar nature published in twenty-five years.

It is not an easy task to estimate the value of Mr. Sabin's services to the educational interests of the State of Iowa. He was not a man of gushing sociability, but was rather retiring in his disposition, and somewhat reserved in mingling with his fellowmen. But in his closer friendships he was found to be a man of the deepest and tenderest sympathies, and the purest motives, and his whole being was permeated with an enthusiastic desire to be helpful to others, especially to the young. His public addresses were always scholarly and rich in choice of words as vehicles for his thought. In recognition of his scholarly ability the degree of LL. D. was conferred upon him by Drake University, Cornell College, Iowa, and the State University of Iowa.

The influence of his work as an educator, on the schools of Iowa, has been far reaching and his name will long be a familiar one to the teachers of our state.

Dr. Sabin died in Chula Vista, California, March 23, 1918. His two sons, Elbridge H. and Edwin L., reside in California, where they have lived for several years.



HENRY SABIN



BERNARD MURPHY

BERNARD MURPHY

Hon. Bernard Murphy was one of Iowa's most esteemed and useful citizens. His life was truly one of service for the community in which he lived so many years and the state he loved so well. He believed in everything that contributed to the betterment of mankind. Every worthy public improvement received his encouragement. The little city of Vinton with its streets shaded by the sugar maple and the elm, its beautiful park, its pleasant homes, and its splendid churches and schools owes much of its attractiveness as a good place in which to live to Mr. Murphy.

He was pre-eminently fitted in every way for the occupation he selected early in life. His connection with The Vinton Eagle continued for a period of fifty years. The columns of The Eagle attest to Mr. Murphy's interest in all public welfare work. He believed in pure food laws. He favored good roads. He supported the action taken to beautify the State Capitol grounds. He was loyal to the state institutions, especially those of a purely educational nature and those which provided for the training of the physically and mentally unfortunate. He was devoted to the cause of better schools, particularly for the boys and girls on the farm and in the small town.

It is fitting and proper in paying tribute to the life of Mr. Murphy to refer to the Report of the Better Iowa Schools Commission made to the Fifty-eighth Annual Meeting of the Iowa State Teachers' Association and also to the account of the work of this Commission in the Biennial Report of this Department for the period ending June 30, 1914. A new era for Iowa Schools began with the action of the Iowa State Teachers Association when it provided for the appointment of the Better Iowa Schools Commission following the suggestions made in the addresses of the President of the Association and the Annual Address of the Superintendent of Public Instruction, November, 1911. The efforts of the Special Legislative Committee, of which Mr. Murphy was a member, in whose hands was placed the task of drafting proposed laws and bringing them properly before the Legislature is worthy of special mention in the history of educational progress in Iowa. A period of only a few years has demonstrated the wisdom of the

new laws. The cause of better schools for Iowa boys and girls never had a better friend. The following is taken from the biography of Mr. Murphy, which was printed in the Vinton Eagle, March 5, 1918:

"Work for better schools in the state of Iowa gave him more pleasure and satisfaction than any other single endeavor of his life and afforded him the greatest opportunity to work for the greatest good of the greatest number in this and future generations in being instrumental in laying the proper foundation for the education of the children of the state by being a member of the Better Schools Commission."

Bernard Murphy was an optimist and a patriot. His loyalty to his home community, and in a larger sense to his state and to the Nation, is worthy of emulation by every one living in America. His efforts for the betterment of Iowa schools alone made him one of the State's real public benefactors.

REPORT OF SUPERINTENDENT OF PUBLIC INSTRUCTION

The importance of education has been emphasized during the war as never before. The government has urged that there be no curtailment in the support and possible efficiency of our public system of education. There are problems affecting citizenship and government to be solved that demand educated leadership. Inevitable readjustments will follow the war. Society must be organized in accordance with new ideals. The children now in the schools will need to be better qualified than ever before to assume the duties and responsibilities of citizenship, if our own country, as well as the whole world is to be made a better place in which to live. President Wilson has with unusual foresight recommended "That no child shall have less opportunity for education because of the war." Trained men and women will be needed in all the occupations of life. Patriotic service may be rendered by remaining in school and college. In increasing numbers, the training of future workers in every occupation may well include the advantages of a good high school education, supplemented by normal school, college, or university training. Opportunity for training and education suitable to meet the needs of *all classes* must be provided by the state. The problem of education is to raise the average of intelligence, loyalty, efficiency, in fact the general morale of American citizenship.

The advancement of our public system of education depends upon developing public sentiment favorable to improvement. This advancement will mean a greater expenditure of public funds in some districts. It will mean modification and enlargement of courses of study. It will mean better qualified and *better paid* teachers. It will mean the abolition of institutions of pioneer days. It will mean that our people, especially in rural communities must overcome prejudice and personal sentiment regarding the schools of the past, which in far too many communities continue to the present time. Our sympathies are with the farm in its possibilities as the best place to live and bring up a family.

The policy of the present administration in the Department of Public Instruction has been to arouse and encourage public interest that will of its own initiative establish schools which will offer equal advantages to all our boys and girls whether they live in homes supported by the farm, the factory, or the store. We believe the campaign that has been consistently conducted by the Department has resulted in the establishment of schools in many rural and village communities that are nowhere excelled. The betterment of the schools in nearly all town and city systems has been marked.

Iowa today occupies a creditable position among the states in the character of its teaching force, its splendid school buildings constructed in many communities to meet the latest and best plans for utility and sanitation, and in the completeness of modern equipment. These conditions are found not only in the larger towns and in the cities but frequently in the village with less than 500 population and also in the open country. With the auditoriums and gymnasiums, the excellent reference libraries, the laboratories well equipped for the teaching of the industrial subjects and the practical sciences, a community center has been provided where all may go for wholesome recreation, entertainment, and intellectual, physical, and moral advancement.

It seems proper to mention briefly in this report the most important developments in school legislation and school betterment during the present administration in the Department of Public Instruction, including those of the biennium closing June 30, 1918:

1. *The High School Tuition Law* guarantees to every boy and girl who completes satisfactorily the eighth grade, the advantages of four years of training in an approved high school. Reports made to the Department of Public Instruction show that more than one-fourth of the enrollment in the approved high schools in the state are tuition pupils. The number of non-resident pupils entering high school is increasing from year to year. The responsibility of furnishing free high school privileges to all qualified to enter, rests equally upon all localities or school corporations. It is not an uncommon occurrence to meet boys and girls on the trains going to or from high school, besides those attending who provide their own methods of transportation or board within walking distance to school.



Factors in Community Betterment by co-operation between the small town and surrounding territory Church and Consolidated School, College Springs, Page County.

2. *Normal Training High Schools.* At the present time the high schools are furnishing the largest number of new teachers each year for the rural one-teacher schools and the larger percentage of this number receive training in the normal departments established in the Normal Training High Schools. For the year 1917-1918, one hundred seventy-two high schools were designated by the Department as Normal Training High Schools. The establishment and growth of high schools in consolidated districts has been so rapid and satisfactory in the past few years that it is certain that many of these schools will soon be prepared to conduct normal training courses. The number of high schools, not connected with consolidated schools, that may be designated as normal training high schools is limited by the amount of the state appropriation to the present number or one hundred sixty-three. All counties in the state now have normal training high schools except Black Hawk and Polk which are otherwise well provided with teacher-training facilities.

It must be remembered that the teacher training provided in normal training high schools should not be considered equivalent to two years of training in a normal school above a four-year high school course. The work of teaching ought to become more of a permanent business instead of remaining a stepping-stone to matrimony or to some other occupation. It will be fortunate when no one will be permitted to teach school without having had a four-year high school education and two years of normal training. The next step in teacher training requirements should provide for at least one year of normal training above four years of high school preparation either in a normal training high school or in a normal school. The facilities for the training of teachers for the elementary grades in the public schools should be increased by the establishment of three elementary normal schools in the state. Adequate facilities for the preparation of teachers for the elementary schools is a responsibility that should rest exclusively with the state in our opinion.

3. *Twelve Weeks of Normal Training.* The first action taken by the state in requiring a definite number of weeks of normal training in an approved institution, of all applicants for regular uniform county certificates, who have had less than six months' teaching experience, has resulted in a much better prepared class of candidates. The larger number of applicants for certificates who did not complete the high school normal training course are

high school graduates who have taken twelve weeks of normal training, which shows professional advancement is being made in the interests of better teaching in the rural schools. May the time come when licenses to teach will be issued on the basis of applicants having completed normal and college courses in education, instead of by examinations. We are moved to recommend that the laws might well be revised and certificates issued on the basis of the specific or special preparation made by those who prepare to teach, supervise or serve as superintendents of schools.

4. *The Inspirational Teachers' Meetings.* The provision by law of holding short inspirational institutes during the school year and requiring all teachers to attend without loss of salary is another step in the right direction professionally and is relieving the experienced and well prepared teacher of the expense of attending a summer institute each year from one to two weeks. The teacher without experience should attend a longer session as is required by twelve weeks of normal training at least and the experienced teacher who needs brushing up in methods of teaching or in scholarship may well devote a longer period occasionally to attendance at school or college. The young teacher should not be deceived in thinking that attendance at a normal institute for one or two weeks usually given up to "cramming" for the purpose of passing an examination constitutes a real course in normal training.

5. *The Department of Public Instruction and Standardization of Schools.* The Department of Public Instruction is empowered by law with "the general supervision and control over the rural, graded and high schools of the state." The Department is specifically authorized as far as practicable "to ascertain, by inspection or otherwise, the conditions, needs and progress of the public schools, to classify and define the schools under its supervision, and to recommend such changes and improvements as may appear desirable." In order to promote among the people a proper interest in the general subject of education, the law provides for the appointment of inspectors, who might very properly be called field workers. We are of the opinion that no school legislation in the state has been more effective in promoting plans for better schools than that which has enabled the Department through its representatives to meet with school officers and the people for the purpose of presenting ways and means for the betterment of the


schools. It has been found that the people generally favor improvement of the schools and that they welcome information that will lead to this end. The school will become just as efficient as the community will make it.

It is vital that a campaign of education be continually conducted through the Department of Public Instruction to develop public sentiment throughout the state favorable to school improvement and that no community shall long be satisfied with inferior school advantages. A central source of authority and public school information is essential that a unity of interest shall be established and the boys and girls in every locality or district shall have opportunity equal to that provided under the best of conditions.

As a result of state supervision of schools, 742 districts are maintaining approved high school departments consisting of from one to four years of work. These schools are equipped with good reference libraries and other working aids to assist the teachers and the pupils. Laboratories and departments are well equipped for the teaching of the sciences and the industrial branches. Competent teachers are employed in so far as it is possible to secure them. The elementary grades are well taken care of in these schools. Many new buildings have been erected which are as complete in plans and sanitary arrangement as possible to make them. The school-house has become the pride of many a rural, village, town and city community.

The Department of Public Instruction is charged with the supervision of the public schools of the state. There should be no interference with the authority of the Department over these schools. The present dual system of accrediting and approving schools is confusing and unnecessary. The Superintendent of Public Instruction should be selected or appointed without regard to political influence. His duties are no less important than those of the chief administrative officers of the higher institutions of education. His job should be considered the most important educational position in the state. His salary should not be less than that of the presidents of the state institutions of higher education and his tenure of office should be as permanent as those officials.

6. *Consolidation of Schools.* The problem of the betterment of the rural and small town schools is perhaps the most difficult to solve. The one-room schools of Iowa are not excelled by those



Two Facies in Attractive Rural Life. A Consolidated School and a Community Center Church in the open country, Orange township, Black Hawk County.

of any other state. Let it be remembered, however, that the one-teacher school is an institution of pioneer days. It was the best that could be afforded. The erection of a schoolhouse that did not cost over \$500.00 meant a greater burden upon the taxpayer than the expense connected with the erection of a \$50,000.00 building today. The one-room school can no longer meet the needs of any community as an educational institution and as a community center.

One of Iowa's most prominent and able educators stated recently that the "consolidation movement has been promoted until Iowa stands near the front in the rapidity with which her rural schools have been improved within the last five years." Another of Iowa's best citizens said "People who have not traveled about the state, have no appreciation of the advantages of the consolidated schools of Iowa. The consolidated school is one of the greatest Americanizing influences in the state, because of the broader activities conducted by the school." It is being demonstrated in many Iowa localities that good graded and high schools can be established and maintained in the open country and in the small towns through the co-operation of town and rural territory. In order that a sufficient number of children may be assembled to organize a good high school and also in order that a taxing area sufficient to support a good school may be provided the consolidated district should rarely consist of less than twenty-four sections of land. A larger district should be organized wherever possible. The method of transporting the children by auto-buses has been tried in a few districts and found very satisfactory. With the making of better roads which is rapidly being accomplished and with the perfection of a special auto-bus the difficulty of transportation can be overcome.

The most recent legislation has practically stopped the consolidated movement. Since the new law became effective July 4, 1917, not more than half a dozen districts have been organized, when prior to this time consolidated schools were being established at the rate of fifty or more a year. The provisions under the present law for hearings, unnecessary expense in publication of notices of hearings and elections in county papers, possible interference of non-resident land owners, unfair taxing of costs, and difficulty in interpreting the language of the law has nearly nullified the advancement of the greatest movement for better schools where most needed in the state. The matter of vital importance is to make

rural community life so attractive that families will remain on the farm and in the small town instead of moving to the larger towns and to the cities for social and educational betterment. It is being done in the consolidated school districts of Iowa where the schools have had time to become well established.

7. *State Aid.* It has been established without question, that there is no more efficient method of encouraging school improvement than the granting of state aid on condition that school corporations do their part and meet certain requirements made by the state. There are several approved schools in the state prepared to install the normal training course that cannot be designated for this work because the present state appropriation will not permit. We believe that a fixed maximum limit of \$150,000.00 for normal training courses in high schools distributed on the present basis and an equal provision for the encouragement of consolidation of schools, provided, however, that aid to consolidated districts be limited to a period of seven years, would be ample for future needs. The time that the consolidated school needs especial financial assistance is during its early history.

8. *The Teaching of Agriculture, Home Economics, and Manual Training.* Perhaps the severest condemnation of the one-room school that has been made was the amending of the law regarding the teaching of agriculture, home economics, and manual training whereby the teaching of these subjects was made optional in rural schools. If these subjects should be taught anywhere, it is reasonable to assume that they should be taught where the boys and girls on the farm attend school. The teaching of agriculture in rural schools should certainly be considered practical, where it is possible to connect the work of the school with the home employment of the children and where they have the great laboratory, all "out-of-doors," about them.

In connection with the teaching of agriculture in the town, city, and consolidated schools, school and home gardening is becoming of much economic value.

Lessons in agriculture, home economics and manual training should be taught in all schools in the state. Teachers are being prepared to teach these subjects in the normal training high schools and in the institutions offering approved courses of twelve weeks or more of normal training. Better Schools will cost more money. Rural communities which insist on maintaining the one-teacher schools must spend more money in order to increase their

efficiency. For the better teaching of the industrial branches, consolidated, town and city districts employ special instructors. The employment of assistants well qualified to supervise the teaching of agriculture, home economics, manual training, and music may become one method of improving the rural one-room schools.

9. *Attractive School Buildings and Grounds.* The school sites in consolidated districts and in some town and city districts now consist of five or more acres. Many of these districts have started to improve the grounds. Landscape architects have been employed to assist in this work. Provision has been made for parking, for play-grounds supplied with suitable apparatus for the small children, for athletic fields for the use of the older pupils and for experimental plots for agriculture, gardening, and horticulture. Teachers' cottages have been erected and drive-ways and walks laid out. Beautifying and utilizing the grounds will make the school attractive and may also become an object lesson that will lead to beautifying home premises.

10. *The County Superintendency.* The office of County Superintendent should stand in the same relation with respect to the schools of the county that the State Superintendency should hold with respect to the schools of the state. Recent legislation has dignified the office of County Superintendent professionally and financially, by longer tenure of position and by method of selection. There is no reason for considering this office a political one. The office of County Superintendent should be made attractive to the best educators in the state. Several county conventions of school officers have shown a disposition to select the best qualified persons available for the office of county superintendent by selecting non-residents of the counties.

While no criticism of the present method of selecting County Superintendents is intended, it would be quite an advantage for the County Superintendent to have the advice and support of a county board of education similar to the board of education in town, city and consolidated districts. Let the County Superintendent be appointed by this board for a period of not to exceed five years after having proven his or her efficiency by a service of one year. The policy of "passing the office around" regardless of the efficiency of the school superintendent is unjustifiable if we take into consideration the welfare of the schools. Besides electing and advising with the County Superintendent, the Board of Education might be empowered to adopt text books for the


county, pass on boundary lines of proposed school corporations, decide what schools must be closed temporarily, and pass on questions of transportation in all districts where pupils reside an unreasonable distance for them to walk to and from school.

11. *The City Superintendency.* By provision of a law passed by the Thirty-sixth General Assembly, City Superintendents may be chosen for a term of three years after having served one year in a given position. This law enables a City Superintendent to better formulate and carry out plans for the welfare of the school or schools under his supervision. The law also encourages a longer term of service in a given position.

12. *Simplification of the School Laws and Classification of School Funds.* The school laws should be written in language so clear and void of ambiguity, that they may be easily interpreted by patrons and school officers. The consolidation of school funds by action of the Thirty-seventh General Assembly was a step in this direction. The use of the school funds for needed expenditures was also facilitated by this legislation.

13. *Evening Schools for Adults and Employed Youths.* It came at the opportune time, when the last session of the legislature provided for the organization and support of evening schools in all school districts where a class of ten makes application for instruction. Every person who intends to live in America should be expected to learn to read, write and speak the established and official language of America and he should also be expected to acquire a good knowledge of the organization and purposes of the American form of government. Evening schools for adults and youthful workers above sixteen years of age, should be organized in districts where needed.

14. *Vocational Education.* The belief is becoming quite generally accepted that the state is under no less obligation to give free opportunity for obtaining vocational training as for acquiring the education which makes for personal culture. The passage of the Smith-Hughes law by congress providing for Federal Aid for the promotion of Vocational Education in the states shows that the National Government will assist in training workers in the industries. The training of workmen for the trades and industries is no less important than the training of workmen for the office. The question of vocational education is not limited to local community lines but is a matter that vitally affects industrial development in the entire state and nation. The difficulty in establishing



Grant Vocational School, Cedar Rapids. Class in Machine Shop Operation.

vocational schools is the inability of the local community to properly finance them, hence the plan contemplated by the Federal Act is that the local community, the state and the national government will share equally in the support of the vocational schools. The progress made in Iowa since the acceptance of the terms provided in the Federal Act by the State Legislature has been as satisfactory as could be expected under difficulties brought on by war and the lack of funds with which to promote the work. The appropriation for administration, viz., \$2,500.00 per year, is inadequate. The amount of the appropriation for administration purposes must be increased sufficiently to employ supervisors of agriculture, home economics, and of trades and industries together with sufficient clerical and stenographic help. It is well that a beginning has been made in the state to train workers for the industrial occupations. With proper future encouragement the work will soon become an important factor in the state's industrial development.

RECOMMENDATIONS.

The first six recommendations are repeated from the Biennial Report for the period ending June 30, 1916, because of their special importance:

1. *Simplification of the School Laws.* A number of sections in the school laws should be re-written for the purpose of removing ambiguities and apparent contradictory constructions and the language made intelligible to patrons and school officers. The laws should be made as easy to administer as possible and in the interests of promoting better schools.

2. *State School Building Architect and Sanitary Engineer.* A large sum is being expended annually in the erection of new school buildings. Serious mistakes are frequently made in material used, quality of the construction work, and in the installation of heating, ventilating and sewerage systems. These errors should be corrected before it is too late and thus conserve the health of pupils and the utility of the buildings. Often many dollars could be saved to school districts. The Superintendent of Public Instruction should be authorized to appoint a state school building architect and sanitary engineer, who shall be qualified to pass on all plans and specifications for school buildings and to inspect the construction work. All plans and specifications should be approved by the Department of Public Instruction upon the

advice of the State Architect and no building should be erected without this approval. In the same manner, the Department of Public Instruction should be empowered to condemn unsafe and unsanitary school buildings. The suitability of school sites should in like manner be approved by the Department of Public Instruction.

3. *Health Inspection of School Children.* Health inspection of all children attending schools should be mandatory. No child should be permitted to grow into manhood or womanhood, seriously handicapped because of some physical defect that might have been remedied in childhood. Medical inspection or health inspection of school children by school nurses in many cities is a blessing to many children physically defective. There are many children in rural schools suffering from defective eyesight, diseased tonsils, adenoids, improper care of teeth, improper clothing, etc.

The following is taken from a bulletin published by the Bureau of Education at Washington, D. C., and prepared by Dr. Chas. W. Eliot, President Emeritus of Harvard University:

"Physical Defects in School Children and Drafted Men. The sporadic medical inspection of school children and the medical examination of young men drafted for the National Army have revealed in children and young men between 21 and 31 a large percentage of serious bodily defects, which in many cases impair the capacity of the children to work efficiently in school and of the young men to serve satisfactorily in the Army or Navy. The percentage of defective bodies in both school children and young men drafted for military and naval service has surprised and mortified the American public. It is some consolation that many of the defects and disorders in the school children are remediable, but thus far the organization and enforcement of remedial processes are by no means sufficiently general to cope with the existing evils. The medical examiner, and the school nurse should be regular members of every school system in the country, rural as well as urban and their work should go on incessantly, not for a few days out of the year, but all through the year. The first duty of these permanent officials should be the detection of defects and diseases, but their principal function should be following up the children to their homes and instructing their parents as to remedial action. Since it will not be possible to obtain permanent improvement in society as a whole in respect to the bodily defects of children and adolescents until the whole community has been enlightened in regard to nutrition, housing, community cleanliness, and the medical means of controlling epidemics and resisting the spread of venereal diseases, this medical instruction to be given through physicians and nurses employed at public expense, is the most legitimate kind of public instruction."

The importance of a national policy in health education was emphasized by Dr. Thomas D. Wood, of Columbia University, at a session of the National Council of the National Education Association meeting in Atlantic City, February 26. Dr. Wood declared "that of the 22,000,000 school children in the United States, 25 per cent, 5,000,000 have defective eyes. All but a small percentage of these can be corrected, and yet a majority have received no attention."

4. *Schools in Mining Districts.* Special assistance should be rendered to schools in mining districts either by the mining companies or by the state, that the children in families in mining districts may have equal public school advantages with other children.

5. *State Aid to Normal Training High Schools, to Consolidated Schools, and for Vocational Education.* The principle of state aid to schools distributed on the basis of merit should be extended as an efficient method of encouraging school improvement.

Normal Training High Schools. A number of towns are maintaining high schools equipped for the installation of the normal training high school course to which it is impossible to grant state aid. These schools are asking for this recognition. The appropriation for normal training high schools should be increased from \$125,000 to \$150,000. See Section 2634-b8, Supplement to the Code, 1913.

Consolidated and Industrial Schools. The aid granted to consolidated schools has been a wonderful incentive to the establishment of excellent public school facilities in rural and village communities. The allowance for this purpose should be increased from \$100,000 to \$150,000. See Section 2794-g, Supplemental Supplement to the Code, 1915.

Vocational Education. Nine thousand dollars annually is needed for administration purposes, which is not a large sum for the whole state considering the benefits to be derived by the state in securing a better trained class of industrial workers.

Many school communities in Iowa are ready and anxious to establish vocational courses in agriculture, in the trades and industries, and in home economics in accordance with the provisions of the Federal Law known as the Smith-Hughes Act. Iowa will lose a considerable portion of its share of the Federal Aid unless a sufficient appropriation is made by the state for the administration of the work as required by the State Law and the Federal Act.

The state should provide a sum equal to the Federal funds disbursed for the encouragement of vocational education as contemplated by the Smith-Hughes Law.

6. *Compensation of the Assistants in the Department of Public Instruction.* The salaries of these officials should be made commensurate with the importance, responsibilities, and qualifications required of these officials and with the increased cost of living.

7. *Continuation Education Law.* The passage of a law requiring compulsory continuation education of youthful workers employed in the trades and industries and in commercial institutions is needed. This will bring to these workers a training not only valuable to themselves but to the industries as well.



Winners of the County Corn Judging Contest, Half Consolidated District, Emmet County.

8. *Consolidation of Schools.* The present law makes it very difficult to organize consolidated districts and has practically stopped this movement in the state. In the interests of people who want better school advantages for their children in rural and small town communities, Section 2794-a, Paragraph (a) needs some revision.

9. *Raising the Tax Limit for Running Expenses of the Schools.* It has been found impossible in some districts having a small school population to properly maintain the schools on the present maximum limit of taxation for the running expenses of the schools. Salaries of teachers have advanced and cost of contingent expenses have increased. We think it will be necessary to raise the limit of taxation for the support of the schools.

10. *Closing Schools.* For the purpose of maintaining better schools and avoiding useless expenditure of school funds for teachers' salaries and fuel, perhaps a law should be passed requiring that no school shall be allowed to run with less than a specified number of pupils enrolled. Especially should this requirement be made where it is possible for the children to attend another school without being compelled to travel an unreasonable distance. We may reasonably expect that it will be impossible to secure persons fitted to teach for all the schools.

11. *Revision of the Compulsory Attendance Law. All Children Required to Attend the Public Schools or Schools Inspected and Approved by the Department of Public Instruction.* The public school is the one institution where all the children meet in common and where all have an equal chance which constitutes the very foundation of social and political organization in a democracy. Recent developments in history show that democracy and illiteracy are incompatible. The responsibility of training and educating the children for useful employment and good citizenship belongs to the state. Loyalty to the government must include loyalty to its public institutions. The following resolution adopted by the State Teachers Association is hereby recommended for legislative action:

"Resolved, That patriotism and good citizenship should have a place upon each school program. To the end that a deep-seated love of country and a willingness to sacrifice for her free institutions be inculcated, we recommend that our present compulsory school attendance law be amended so that each child between the ages of six and sixteen shall attend the public school, or a school inspected and approved by the Department of Public Instruction, twenty-four consecutive weeks each year."

12. *State Educational Building.* A suitable building should be erected on the Capitol Grounds for the housing of the Department of Public Instruction, the State Board of Education, and other boards having certain educational functions, as the Bureau of Labor, the State Board of Health, and the State Dairy and

Food Commission. An auditorium should be provided in this building for conferences and educational meetings. The importance of our educational interests is entitled to this recognition by the state and should be provided with facilities that will assist in securing the greatest possible efficiency.

13. *The Unification of the State's Educational System.* We recommend that the Superintendent of Public Instruction be made appointive by the State Board of Education and that when he is so appointed the supervision of the public schools be placed exclusively in the Department of Public Instruction. The unifying of the entire public system of education should be accomplished for the benefit of the public schools and the young people who seek the advantages of higher education.

The State Legislature has passed many good laws at recent sessions. However, not all advancement in our public system of education is dependent upon legislation. School officers, teachers, and public sentiment can accomplish much for the betterment of the schools. War demands and conditions will temporarily check some educational activities such as the erection of new buildings. The first business of the nation and of the component states will be the winning of the war in order that it will be worth while to establish educational advantages to meet the needs of the people.

The American Federation of Labor at a recent meeting adopted a most comprehensive, practical, and interesting educational program from which the following extracts are pertinent for reprint in this report:

RECOMMENDATIONS.

"The development of vocational guidance and industrial education in both urban and rural communities, in proper relation to each other and to the needs of our democracy."

"The insistence that in all courses of study, and particularly in industrial and vocational courses, the privileges and obligations of intelligent citizenship must be taught vigorously and effectively."

"The provision of adequate facilities for the teaching of English to non-English speaking people."

"The requirement that all our children shall be taught in the English language, in both public and private schools, a foreign language to be taught only as a subject in the curriculum."

"The provision of ample playground facilities as a part of the public school system."

"Continuous medical and dental inspection throughout the schools."

"The organization and equipment of special classes for children who are sub-normal, either mentally or physically; and also special classes for children who are found capable of making more rapid progress than is possible in a standard school."

"Better enforcement of Compulsory Educational Laws, and the universal establishment of a minimum school-leaving age of 16 years."

"The establishment of complete systems of modern physical education."

"The establishment of a Federal department of education, headed by a cabinet officer."


"The wider use of the school plant, securing increased returns to the community through additional civic, social and educational services to both adults and children."

"The extension of a free text-book system to the District of Columbia and such states and communities as have not adopted it."

"The securing for teachers of tenure of position during efficiency. There should be no dismissals without full and fair hearings."

"A through-going revision upward of teachers' salary schedules, to meet the increased cost of living, and the growing appreciation of the value to the community and the nation of the teachers' services."

"The liberal, ungrudging reorganization and increase of school revenues on a war-emergency scale, as the only basis upon which to secure the expansion of our schools along these lines. England and France with their resources strained by the past four years, and facing unprecedented immediate demands, are making huge increases in the appropriations for their schools. Surely the people who gave the world the conception of free, democratic education must not loiter behind."



What a School May do for Physical Development and Pleasure of its Pupils. A Combined Playground and Athletic Park, Hamers, Franklin County.

NORMAL TRAINING HIGH SCHOOLS.

M. R. FAYRAM, INSPECTOR.

Establishment of Normal Training High Schools. The Normal Training High School was established by the General Assembly of Iowa as a local institution for the purpose of training teachers for the rural schools. The Normal Training High School makes it possible to maintain a teachers' training course in the local High School for the students interested in the profession of teaching. High Schools which maintain certain physical conditions, standard equipment, an enrollment in the Normal Training Course of at least ten students, teachers with special qualifications, a practical course of study including the subjects of Agriculture, Domestic Science, and Manual Training, a recitation period of not less than forty minutes, no class over thirty pupils in the High School, not over six classes daily per teacher in the High School, proper physical conditions and trained teachers in the grades, and in general a professional spirit about the school, may be designated by the Superintendent of Public Instruction to maintain a Normal Training High School Course. Section 2634-b8, Code of Iowa.

High Schools Designated. The total number of schools maintaining the Normal Training High School Course at the close of the school year, June 30, 1918, was as follows:

City or Town High Schools.162 (Normal Training Aid)	
Consolidated Schools	9 (Consolidated Aid)
Private Schools, without aid	1

Beginning with the school year 1918-19 there will be no private High Schools maintaining the Normal Training High School Course. Bloomfield in Davis County has recently been designated

High School Credits. All Normal Training High School credits must be completed in the local Normal Training High School. Students are not eligible to enter this course until they have attained an eleventh grade standing. The course is two years and is maintained in the eleventh and twelfth grades. The most ambitious, serious minded and mature students of the High School are found enrolled in this course.

Teachers' Certificates to Graduates. All graduates from this course who complete the approved High School Course and pass a state examination in certain subjects are granted a Normal Training High School Certificate. This certificate permits the holder of the same to teach in any rural school in the State.

Students of Other Approved Schools. The regulations of the Normal Training High School also provides that any student who has graduated from a regular approved four year High School Course may enter a Normal Training High School and finish the Normal Training Course in one year. Any person who has graduated from a two year or three year approved High School Course may enroll in a Normal Training High School and finish the course in two years.

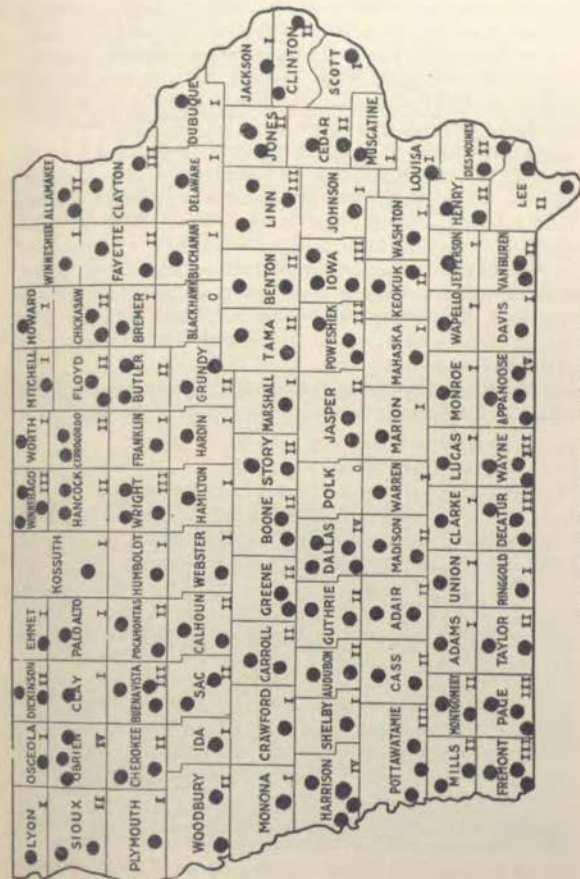
Professional Features of the Course. In order to develop an interest in rural life, at least one semester in Agriculture, Domestic Science, and Manual Training is given a special place in the course. Two semesters in Pedagogy and one semester in Methods, together with emphasis placed on Observation and Practice Teaching is the specific professional feature of the Normal Training High School Course.

Growth of Normal Training Work. From the first the Normal Training work has been popular with students. The following table shows the total enrollment, the number of schools in operation, and the number of certificates issued to graduates of the Normal Training Course:

Year	No. of School	Enrollment in N. T. Course	Av. No. in Each School	Total No. of certificates Issued
1911-12	40	624	15	...
1912-13	93	1,400	15	180*
1913-14	122	2,279	17	805
1914-15	163	3,100	19	1,649
1915-16	167	3,501	21	2,750
1916-17	170	3,560	21	2,935
1917-18	172	3,672	22	2,970

*Estimate.

A Demand for More Normal Training High Schools. The County Superintendents of the State are agreed that the Normal Training High School graduates are having a greater influence



Distribution of Normal Training High Schools in Iowa

in building up a more definite interest in the rural school and rural life than teachers who have not completed such a high school course.

Directors of the rural schools are asking especially for the Normal Training High School teachers. The demand for such teachers is now greater than the High Schools which are maintaining the course can supply.

The Department of Public Instruction recommends that the General Assembly appropriate additional State Aid, thus making the total appropriation available such that more Normal Training High Schools may be designated. There are now twenty-five or thirty High Schools in the State asking for the privilege of maintaining the Normal Training High School Course. With additional aid and a re-adjustment of the schools already designated, it would be possible for the Normal Training High Schools of the state to supply professionally trained teachers for every rural school in the state.

Distribution. The Normal Training High Schools are distributed (June 30, 1918) among the counties as follows:

Counties having no Normal Training High Schools.....	3
(Polk, Black Hawk, and Davis.)*	
Counties having one Normal Training High School.....	42
Counties having two Normal Training High Schools.....	39
Counties having three Normal Training High Schools.....	13
Counties having four Normal Training High Schools.....	3
Total	99

*Bloomfield in Davis County has been designated for the school year of 1918-19.

State Aid. State Aid of \$750.00 is granted to each city or town school which maintains the Normal Training High School Course. Each Consolidated School which maintains the Normal Training Course receives its portion of the funds available for "Consolidated Schools." Private Schools which maintain the course do not receive State Aid from any source.

The State Aid of \$750.00 per year is not intended to pay the complete expense of maintaining the course but to encourage the local High School to offer a course which will prepare better rural teachers. The course is such that many High School students who could not attend college have been able to enter the profession of teaching.

Disbursement of Aid. The \$125,000.00 annually available for aid for the Normal Training schools according to Section 2734-b8, allows 163 schools to participate. During the biennial period disbursement has taken place as follows:

School year, 1916-17, first semester, 162 schools.....	\$ 60,750.00
School year, 1916-17, second semester, 163 schools.....	61,125.00
	<hr/>
	\$121,875.00
Expense salary	\$ 2,000.00
Traveling expenses	840.91
	<hr/>
Total	\$123,715.91
School year, 1917-18, first semester, 160 schools.....	\$ 60,000.00
School year, 1917-18, second semester, 161 schools.....	60,750.00
	<hr/>
	\$120,750.00
Expense salary	2,000.00
Traveling expenses	525.43
	<hr/>
Total	\$123,275.43



Forge Room, Mandamin Consolidated School, Harrison County.

RURAL AND CONSOLIDATED SCHOOLS.

J. A. WOODRUFF, INSPECTOR

Present Status of Consolidation. The consolidated school report for the biennial period of 1917-1918 is largely a story of dreams come true. Five years ago for most of the people of Iowa, the consolidated school was a splendid school in theory—today it is a splendid school in fact. Previous to the year 1913, the history and development of consolidation in Iowa was very similar to that in other states that, Micawber like, waited for something to turn up. That year much favorable legislation was secured, and among the several laws passed was one providing for State Aid to consolidated schools, thereby establishing a new state's policy. At that time there were seventeen consolidated districts in the state, located in twelve different counties. Today there are Two hundred and thirty-eight such schools, and eighty-two of the ninety-nine counties can lay claim to at least one such district.

It is significant that these districts are so often found in groups. In northwestern Iowa there is a group of twenty-eight schools, embracing an area of more than seven hundred square miles of contiguous territory, the ramifications of which reach six different counties. The organization of this large area is in part due to the success of the Marathon District, which was organized in 1902, and is located near the center of the group. Sixty-five per cent of the county of Buena Vista is organized and operating under this plan, and two other counties have a dozen school districts each.

Of the two hundred and thirty-eight districts organized, twenty-seven schools are located in the open country. One hundred and seventy-nine are located in towns having a population of less than five hundred, twenty-eight are in towns having a population of five hundred to one thousand, and four are in towns of over one thousand inhabitants. The average area included in these districts is about twenty-four sections or square miles, and the State Department is inclined to favor an area larger, rather than smaller than this average. Experience seems to indicate that it would be the part of wisdom to have the minimum include the element of school population as well as that of area.

Physical Conditions. More than \$5,000,000 has been expended for new buildings. Several of these buildings have been erected at a cost of more than \$100,000. The average value of buildings is about \$30,000. At least two communities in open country districts have expended more than \$50,000 for building and equipment.

Each building provides for proper heat, light and ventilation. For ventilation, all but the smallest buildings are provided with a fan system. Each is especially equipped for giving instruction in Manual Training, Domestic Science, and Agriculture. The average value of this special equipment is nine hundred and forty-one dollars, and in some cases it is more than two thousand dollars. In nearly every instance a water system has been installed, and running water provided for drinking fountains and toilet systems. A gymnasium is included which serves as a place for committee meetings, as well as a place for carrying on physical training.



Auto-Bus Transportation, Macedonia Consolidated School, Pocahontas County.

Health of Children. The health of the children is receiving more consideration than ever before, and some schools are employing a trained nurse to inspect the children.

Community Activities. For community work, in addition to the gymnasium, the building is so arranged that the high school assembly room and rooms adjoining may be thrown together by means of movable partitions, into one. The purpose of this double arrangement for assembly is to provide for the giving of a program

on the same evening that the gymnasium may be in use in connection with a community supper. Nothing has proven of greater value as a means of bringing harmony to these districts, than has the community supper at the consolidated school. What one school has done in the way of providing entertainment for its community is indicated in the following program:

DUMONT SCHOOL DOINGS.

- Sept. 10 School first opened in new building.
 Sept. 28 Dedication big dinner in gym.
 Sept. 28 Bristow boys played basketball here.
 Oct. 12 Our teams (boys and girls) played Geneva.
 Oct. 15 First number of lecture course—Dr. H. B. Burns.
 Oct. 20 Hard Times H. S. Social in gym.
 Oct. 23 Patriotic Rally—Second Liberty Loan.
 Oct. 26 General School Program.
 Nov. 1-2 Supt. at State Teachers' Association.
 Nov. 2 Our teams played at Hansell.
 Nov. 7 A. H. O'Connor lectured on the great war.
 Nov. 8 Business Men's Banquet in gym.
 Nov. 9 Clarksville teams played us here.
 Nov. 16 Parkersburg boys played in our gym.
 Nov. 19 Second lecture course number—Monarch Male Trio.
 Nov. 23 Our teams played at Clarksville.
 Nov. 30 Our teams played at Allison.
 Dec. 1 Aredale boys played here.
 Dec. 7 School play and box supper.
 Dec. 13 Senior and H. S. Faculty party in gym.
 Dec. 14 Hansell teams played here.
 Jan. 4 Dumont and Aredale town teams played here.
 Jan. 8 Third number of Lyceum course—American Ladies' Quartette.
 Jan. 11 Our boys played at Parkersburg.
 Jan. 18 Films—Flies (1 reel) and hats (2).
 Jan. 25 H. S. Rabbit Dinner in gym.
 Jan. 25 Films—Movements—Plants—Typewriter.
 Jan. 31 Films—Roads—Washington, D. C.—Navy.
 Feb. 1 Home Declamatory Contest.
 Feb. 6 Slides—Live Stock Farming.
 Feb. 7 Films—T. J. Morgan, Post, Journal, Gentlemen (3).
 Feb. 8 Fourth number of Lyceum course—Ruth Runner Concert Co.

- Feb. 11-12-13 Three day short course for men and women.
 Feb. 12 Rip Van Winkle (5 reels) and How Silk is Made (1).
 Feb. 13 Program by 2 pupils of Rose Conservatory of Music, Waterloo.
 Feb. 14 Slides—Soil Fertility.
 Feb. 14 Phillips entertain Seniors (14) and H. S. Faculty.
 Feb. 15 See America First—Wild Animals—Paper Money.
 Feb. 22 Triangular Declamatory Contest here between Allison, Dumont and Parkersburg.
 Ten movie programs free.
 Ten Agricultural slide programs at school.
 Mar. 1 Patriotic General School Program.
 The school bought a fifty dollar bond.
 Contract signed for five-number Lyceum course, to be managed by high school next year.
 Chautauqua here this summer.

School Grounds. The average area provided for school grounds in one hundred and eighty-seven districts reporting, is five and sixty-eight hundredths acres. Several schools have provided ten acres or more.

The importance of play has been demonstrated during these past two years on the fields of France, for who will have the courage to deny that the activities of the playgrounds have had a large part in the development of that spirit that has been such a factor in putting our boys "over the top" on the western front. Not all of education is gained in the school room, and few will deny that the spirit of leadership made manifest, as well as the readiness to do team-work has been gained in no small measure on the athletic fields of our American high schools. Of the five acres usually provided a portion, perhaps one acre, will be used as a demonstration plot for agriculture and parking, but the major portion will be given over to wholesome and healthful play. Because of the ridiculously small area that has usually been provided in town districts the provision for so large an area for school grounds, to many will seem unnecessary but it should be remembered that inasmuch as each rural school was provided with a play ground of one acre, with six rural districts included in each consolidated district, the total area provided in school grounds is less than before consolidation. But the best and real reason for providing such an area is that the health and happiness of the children demand it.

Home for Teachers. About twenty districts have provided homes for the teachers. Experience seems to indicate that where the superintendent is a married man, it is advisable to provide a home for the superintendent, independent and separate from the other teachers.

Attendance. In the matter of school attendance the schools are living up to expectations, and making the best record of any class of schools in the state. Where districts include a town, the records go to show that the average daily attendance is best on the part of those children that are from the country and are transported. Strange as it may seem there is no exception to this rule in the case of small children.

Teachers. The average number of teachers employed is seven. In schools receiving state aid it is required that high school teachers have completed a high school course, and not less than two years of college or normal school preparation in addition. The qualification of grade teachers is left to the judgment of the local and county superintendent, with the limitation that teachers holding third grade certificates shall not be employed. The average salary paid grade teachers in 1917 was sixty dollars per month, which is equal to the minimum fixed by the law for a teacher holding a first grade uniform county certificate, with an average standing of one hundred per cent.

Course of Study. The high school course of study provides for giving instruction for at least one year in Agriculture, and one



School Building and Teacherage, Lincoln-Lee Consolidated District, Boone Vaux County.

year of Manual Training or Domestic Science. It, at the same time, meets requirements for college entrance. A number of schools have employed a teacher, and provided a special winter course for boys and girls who are too old to attend school in the grades, but who are anxious to secure more education.

Transportation. Transportation is usually by means of wagon, although automobiles are used quite extensively by drivers at their own expense. One district purchased auto-buses last year and depended upon them entirely for transportation. They report that they were able to transport their children throughout the year, except that one conveyance was not used for a single week. The district of Whiting provided part auto-trucks, and part wagons, for transportation last year, but has this year, purchased a sufficient number of auto-buses to provide transportation for the entire district, and has offered its wagons for sale. The state paid practically four hundred and seventy-five thousand dollars for transportation for the year ending June 30th, 1917, and an average of sixty dollars and eighty-three cents per month per driver, which was about eight dollars more than the previous year. Statistics are not yet available for 1918.

Some districts provide wagons with heater attachment, but most of them depend upon proper clothing, robes and foot warmers. It has been found that the length of the ride need be no longer in a thirty-six section district than in a sixteen section district. The length of the route will depend usually upon the density of population and the distance it is necessary to travel to load the wagon, and the distance will be the same whether the district is large or small. In any case it is an unusual condition that will warrant carrying a child more than six miles.

Bad roads we have sometimes. The writer has been informed by a pioneer that they were very bad in 1857 and again in 1894, and we will probably have another period of bad roads some day, but we are having no trouble in getting hogs to market, and probably will have no trouble so long as the price remains at twenty dollars per hundred weight; and as long as we are able to get hogs to market, we can probably get the children to school, if we try.

Cost. Taxes have increased in these districts, but this cost is, and must always be in harmony with the will of the majority of the people residing in the district. No building can be erected, except that it be the will of the majority, and if a school board becomes extravagant in the judgment of the people, another board

will be elected. The consolidated schools have cost more for the reason that the people of these districts desire that they shall cost more, and for no other. The people of the state are coming to realize that the boys and girls of this generation are deserving of better educational advantages than were enjoyed by the last generation.

The New Law. Although two hundred and thirty-five districts were organized during the five years previous to June 30th, 1917, but six districts have been organized during the school year ending June 30th, 1918. This has been due in a large measure to the impossibility of making a reasonably definite interpretation of the law as it now stands. Several ambiguities, weaknesses, and omissions found in the law should be removed. The educational interests of the boys and girls of our rural communities demand that the law be made effective and workable.



A Rural School with Children Enough to Play Games—Des Moines Township Consolidated School, Pocahontas County.

APPROVED GRADED AND HIGH SCHOOLS.

B. W. HOADLEY AND F. A. WELCH, INSPECTORS.

Value of High School. This is coming to be an age of the universal high school. The high school today is considered as important in educational preparation as elementary schools were a generation ago. In society, in business and in every phase of life the educational needs and standards are being raised. The present world war has demonstrated in a marvelous way the value of a high school education. The rapidity with which "our boys" are being trained for military service and the efficiency of our soldiers in stress of battle are due, without doubt, to the high grade of intelligence of the young men in the field. Those who have a high school education have risen in rank and have thus demonstrated their superiority in quick thinking and quick action. The business world is also more and more demanding young men and young women of high school training. The boy or girl today must prepare to compete with educated men and women of tomorrow.

In all this advancement Iowa has been in the front rank. The establishment of a rapidly increasing number of high schools in the state and the constant raising of standards of high schools already organized attest to the great interest of the high school in Iowa. Scarcely a county in Iowa is without several modern, well-equipped high school buildings erected within the past ten years. Many of the smaller towns can now boast of a fine high school with a modern high school building or combination school building. The high school is becoming more of a social center than formerly and more parents are induced to have their children complete the high school course.

Along with the increased number of high schools, the increased interest in and the added enrollment has come a decided change in organization. This calls for more room, an increase in equipment and a specialization in teaching. All this naturally adds to the cost of maintaining the high school and reflects the high regard communities have for high school work. A criticism is sometimes made that the high school course costs much more to maintain than

the elementary course, and that after all the elementary course is more important. Granted that the elementary course is more important, both by nature of the subjects taught and by number of pupils in the course, yet it need be no criticism that a greater expense is involved in maintaining the high school per pupil. Elementary work is simple in nature, high school work is complex; all subjects in the grades are taken by all pupils, while electives should be offered in the high school; the vocational subjects are featured in the high school, and this calls for added equipment; even the academic subjects of the high school require an added library; high school teachers, owing to their added and necessary scholastic preparation naturally demand a higher salary than grade teachers. All these factors add to the increased cost of maintenance of the high school over the elementary school.

The increased interest in and attendance upon high school has in Iowa, no doubt, largely been brought about by the free tuition law passed by the Thirty-fourth General Assembly, in 1913. This law recognizes the right of every child in the state to a high school education. If his district does not maintain a high school it must pay his tuition in attendance in another district. This



A Type of the Modern Secondary School Building—Mason City High School.

law also brought about the very desirable and much needed approval, standardization and supervision of the schools, both in the grades and in the high school equipment.

Classification. The term, Graded and High Schools, of course includes all public schools of the state with graded elementary work and having one or more years of high school work. This includes such schools as are approved and those not yet standardized and approved by the state. It does not include rural schools, except those that are consolidated, and others that employ more than one teacher.

So far as the work of the two inspectors herein named is concerned, neither the Normal Training Schools nor the Consolidated Schools are included. Of the approximately 639 graded and high schools, exclusive of Consolidated and schools having Normal Training Departments, there are 398 approved schools and approximately 200 schools not yet approved.

Schools may be approved for one year, two years, three years or four years of high school work. Standards of course vary according to number of years' approval. Approval of a school does four definite things for the school:

1. It permits the school legally to collect tuition from other districts sending pupils to the high school.
2. It prevents other districts collecting from this district tuition for pupils resident in this district, for the years' high school work approved.
3. It standardizes the school, and thus is a distinct benefit to the pupils of the district moving to another district to complete their high school work, and to high school pupils moving from another district to the district to complete their high school work.
4. It brings the school into direct contact with the Department of Public Instruction and under direct supervision and aid of the inspectors of the department.

It has been found that most graded schools offering some high school work are anxious to be placed on the approved list and every year a number of schools attain the standard for approval and receive a certificate of approval from the State Department.

Standardization. The standards adopted by the Department are comprehensive and encourage the broadest possible development. Space permits only a brief and very incomplete statement of each:

1. *Material Equipment.* A clean, thoroughly lighted and ventilated building, sanitary, wholesome and attractive surroundings; an adequate


supply of supplementary readers; acceptable library and reference books for all subjects taught; approved globes, maps, charts, illustrative material and other teaching equipment and devices.

2. *Organization.* Nine months of school; sufficient time for supervision by superintendent or principal; equitable distribution of pupils among grade and high school teachers; minimum number of recitations for efficient instruction and limitation on over-crowded classes, and adequate time for individual instruction.

3. *Course of Study.* Approved course of study for grades and high schools; proper distribution among the several branches; practical and human interest subjects; alternations and combinations discouraged, and specific working suggestions provided to give the course definiteness and permanency.

4. *Instruction.* Special training required of all teachers; scholastic requirements of grade teachers not less than graduation from four year high school; scholastic preparation of high school instructors must include two years of college training, and in high schools employing two or more, the majority must be graduates of a full four-year college course.

5. *Cooperation.* Harmony must prevail among all the factors in the school system. The students must have a wholesome school spirit and studious habits; the teachers must be in vital contact with all the educational forces of the community; the members of the board of education must recognize that they are trustees of humanity and citizenship; the parents must understand the common purposes and ideas of the school, and the tax-payers must meet their obligations willingly and cheerfully.



A Modern Grade Building—Richardson School, Fort Madison.

Inspection. The various graded and high schools of Iowa are more or less separated. They have differences in surroundings, in plans for carrying out courses of study and in the interpretation of the desires of the Department of Public Instruction; hence it is necessary to employ inspectors whose work it is to see that uniformity shall be maintained in the approved schools of the state in quality of work done, in class of teaching and in general results attained.

The spirit of the real inspector is to be of assistance and not to find fault. It is not at all difficult to see faults and find where mistakes have been made, but the best inspection is that kind that is critical and yet with the intention of helpfulness. Wise and timely counsel is much to be preferred to tardy, but sharp criticism. The average school board will welcome suggestions from the inspector and will take a kindly disposed interest in whatever he may recommend, providing there is reason back of it all. To determine excellent teaching is not difficult; but to determine, without doubt, as to which is the best teacher in reaching the boys and girls under her care and inspiring them so they are anxious to "do noble things and not dream them all day long," is quite a different thing.

When the inspector visits an exemplary school he finds a janitor in charge of the physical equipment of the school premises who knows his business thoroughly. He is interested in the school and knows much of what is being accomplished by it. He seems to know what is desirable in a good school. He has the spirit of helpfulness. He makes the inspector feel at ease and shows real pleasure in explaining every phase of his work. He makes every-day use of his system of heating and ventilating, and sees to it that the American flag is flying at the head of the flag staff every day the weather will permit. He is neat and is as clean as the nature of his work will allow.

The superintendent is found going about the duties of a real superintendent and supervisor. This superintendent knows how to plan for his teachers; he also knows when these plans have been carried out.


The inspector visits each individual teacher and observes her plans and methods of presentation. The laboratory apparatus, the library and also the general equipment are carefully examined to see that minimum requirements are met.

The inspector then visits the school board in session if possible; otherwise individually. He finds a harmonious body of men or of men and women. It is plainly evident that here is a board that constitutes itself responsible for much of the educational efficiency of the local school. Here is a board that shows real business ability and gives evidence of knowing well the accomplishments of the school. Each member of this school board has acquainted himself with the merits of the teaching force; he knows the course of study and is informed as to the text books and general equipment. This board wants to know how the local school can be made to yield even better returns. The several members of this board make occasional visits to the school and thus keep in sympathy with what the school is trying to accomplish. Such a school will always welcome the visit of the inspector, and mutual profit will always be the result of such a visit.

IMPORTANT SCHOOL STATISTICS.

School corporations having nine or more grades:	
Approved for 12 grades of work.....	569
Approved for 11 grades of work.....	85
Approved for 10 grades of work.....	71
Approved for 9 grades of work.....	17
Number of approved schools	742
Number of schools remaining unapproved.....	200
Number of approved standard schools last biennial report.....	694
Number of approved standard schools July 1, 1917.....	701
Number of approved standard schools July 1, 1918.....	742
Increase in number of approved standard schools during biennial period	138
Number of four-year standard approved high schools last biennial report	506
Number of four-year standard approved high schools July 1, 1918.....	569
Increase during biennial period	63
Number of Special Supervisors of Music employed (1917-1918).....	437
Number of Special Supervisors of Drawing employed (1917-1918).....	197
Number of Special Supervisors of Penmanship employed (1917-1918).....	54
Number of Special Supervisors of Playgrounds employed (1917-1918).....	24
Number of Medical Supervisors or School Nurses employed (1917-1918).....	20
Number of Physical Culture Directors employed (1917-1918).....	137
Number of Manual Training Instructors employed 1915-'16, 509; 1916-'17, 700; 1917-'18,	767
Number of Home Economics Instructors employed 1915-'16, 436; 1916-'17, 621; 1917-'18,	812
Number of Agriculture Instructors employed 1915-'16, 568; 1916-'17, 629; 1917-'18,	750
Number of school buildings erected during biennial period.....	196

Increase in Manual Training Departments during biennial period.....	258
Increase in Home Economics Departments during biennial period.....	376
Increase in Departments of Agriculture during biennial period.....	182
Number of counties in which one or more schools were visited.....	99
Number of different communities visited.....	449
Number of communities visited second time.....	48
Educational addresses to patrons	170
Teachers' conventions attended	37



A Typical Combined Graded and High School Building—Anita.

VOCATIONAL EDUCATION.

WILBUR H. BENDER,

Director of Vocational Education and Supervisor of
Agricultural Vocational Education.

Since the appearance of the last biennial report the Federal Government has passed some very important legislation relating to vocational education as a matter of national and state concern and co-operation. The Smith-Hughes Act of Congress, which became fully effective by the signature of the president, February 23, 1917, is a positive step on the part of the national government to encourage the states to make certain features of vocational education a part of the public school system. This is not a war measure, as it was in operation some time before America was in the war.

The Federal law provides funds for the aid of the states or local communities in the payment of salaries of teachers of agriculture, trades and industries, and vocational home economics and for the



Class in Vocational Agriculture Constructing a Poultry House. Delphos Consolidated School, Ringgold County.

training of teachers of those subjects. Each Federal dollar must be met by a state or local community dollar or by a combination of the two. The school must be under public control and the money used must be under the control of public officials. Iowa's apportionment of Federal funds, beginning with 1917 is \$35,829.39, increasing to \$166,422.38 in 1926, and continuing at that sum thereafter.

The thirty-seventh general assembly of Iowa accepted the terms of the Federal law and established the necessary state board for carrying forward this work in co-operation with the local communities. Federal money is paid in re-imbursement to local communities and has thus virtually become state money before it is paid out as it is distinctly under the management of the State Board for Vocational Education. This state board is responsible to the Federal Board for Vocational Education for the distribution of the funds according to the terms of the Smith-Hughes Act, but all business within the state is done by the state boards.

The State Board as established by the Legislature of Iowa consists of the following persons: Superintendent of Public Instruction, Chairman, the President of the State Board of Education, and the Commissioner of Labor. This Board has charge of the administration of vocational education in which Federal funds are used. By law the board appoints an advisory committee of nine members, representing agriculture, labor, employers, business, social welfare, woman's work, and general education. This committee meets twice a year and expenses are paid. Their business is advisory, and not legislative or administrative.


The state plans for the year 1917-1918 were approved by the Federal Board for Vocational Education, December 18, 1917. Ten schools received aid for the year or a part of the year in agriculture. Two schools received aid in trades and industries.

Funds for administration have been insufficient. Federal funds that might have been used last year lapsed June 30th, 1918, because administration of the work suffered from lack of funds to start out properly.

Prospects are fair for the use of the greater part of the funds in home economics, trades and industries, and agriculture the coming year. Because of the war it is difficult to secure properly

qualified teachers of agriculture, otherwise it would be comparatively easy to have departments enough in that line in public schools to exhaust all Federal funds for that purpose.

The outlook is good in Iowa for the establishment of vocational education in public schools as a definite part of the system. If funds for the support and administration of the State and Federal laws are made available this important branch of public education can be made effective for a large group of pupils and workers not now properly reached.



Grant Vocational School Cedar Rapids Class in Related Science Gas Engine Mechanic.

PART II

IOWA SCHOOL STATISTICS

1916-1917

Reports of

Educational Board of Examiners

County Superintendents

STATE LICENSES ISSUED TO TEACHERS.

JULY 1, 1916—JUNE 30, 1917.

Kind of License	Diplomas and Certificates Issued			No. of Failures
	Male	Female	Total	
State Diploma		1	1	
First Grade State Certificate:				
Examination—				7
Original				
Renewal	7	6	13	
Life Validation	4	21	25	
Graduation, Iowa Colleges—				
Original	196	430	626	
Renewal	21	89	111	
Life Validation	17	75	92	
Colleges of other states—				
Original	16	16	32	
Renewal				
Life Validation	1		1	
Certificates of other states—				
Original	13	29	42	
Renewal			2	
Life Validation	3	1	4	
Total First Grade State Certificates Issued.....	238	670	908	
Second Grade State Certificate:				
Examination—				20
Original	3	3	6	
Renewal	9	18	27	
Life Validation	1	8	9	
Graduation I. S. T. C. and Normal Courses in Iowa				
Colleges—				
Original	18	248	266	
Renewal	1	41	42	
Life Validation	1	69	70	
Normal Schools of other states—				
Original	5	15	20	
Renewal				
Life Validation				
Certificates of other states—				
Original	11	56	67	
Renewal			1	
Life Validation	1	2	3	
Total Second Grade State Certificates Issued.....	41	567	608	
Third Grade State Certificates:				
Graduation—				
Iowa Colleges	60	61	121	
Normal Courses in Iowa Colleges	22	186	208	
Schools of other states	9	9	18	
Certificates of other states	22	62	84	
Total Third Grade State Certificates Issued.....	123	321	444	

EDUCATIONAL BOARD OF EXAMINERS

Summary of State Certificates Issued.

Summary of Uniform County Certificates and Provisional Certificates Issued.

1916-1917

STATE LICENSES ISSUED TO TEACHERS.—Continued.

Kind of License	Diplomas and Certificates Issued			No. of Failures
	Males	Females	Total	
Rural School Certificate: Graduation, I. S. T. O.	6	61	66	13
Old Form State Certificate.....	2	4	6	
Primary State Certificate: Examination—				3
Original		9	9	
Renewal		20	20	
Life Validation		19	19	
Graduation—				
Original		18	18	
Renewal		4	4	
Life Validation		6	6	
Total Primary State Certificates Issued.....		76	76	
Special State Certificate: Examination—				
Original				
Renewal				
Life Validation		2	2	
Graduation—				
Original				
Renewal		1	1	
Life Validation		6	6	
Total Special State Certificates Issued.....		9	9	
Total State Licenses Issued.....	412	1,703	2,115	

COUNTY CERTIFICATES ISSUED TO TEACHERS.

JULY 1, 1916-JUNE 30, 1917.

JUNE, JULY, AUGUST, OCTOBER AND JANUARY EXAMINATIONS.

Total for the Year Classified	Month				
	June	July	Aug.	Oct.	Jan.
Special Uniform County Certificates.....	6	6		4	4
First Grade Uniform County Certificates.....	259	267	45	167	140
Second Grade Uniform County Certificates.....	1,263	1,246	212	613	607
Third Grade Uniform County Certificates.....	723	648	323	598	398
Provisional Certificates.....	55	128	249	115	72
Applicants who received no certificate.....	666	700	318	431	399
Total number of applicants.....	3,014	3,012	1,247	1,806	1,596

TOTAL UNIFORM COUNTY AND PROVISIONAL CERTIFICATES ISSUED.

Special—	20
Examinations	226
Certificates of other states and record of training.....	102
Renewal	1
Life Validation	
Total	409
First Grade—	1,908
Examination	1,610
Renewal	88
Life Validation	
Total	2,107
Second Grade—	4,080
Examination	2,630
Renewal	18
Life Validation	
Total	6,718
Third Grade—	2,620
Examination	274
Renewal	
Total	2,904
Provisional—	617
Examination, June, July, August, October and January.....	512
Special examination	1,778
Certificates of other states and record of training.....	
Total	2,702
Total Uniform County and Provisional Certificates Issued.....	14,900

COUNTY SUPERINTENDENT'S REPORTS

1916-1917

COUNTY SUPERINTENDENTS IN IOWA, TERM 1916-1917.

Counties	Superintendent	Terms served	Salaries	Postoffice
Adair	Mrs. Mina Whittum	2	\$1,500	Greenfield
Adams	Mary O. Larson	2	1,500	Cornelia
Alamogoa	Wilbur Lee Peck	4	1,500	Waukon
Appanoose	Janet Wilson	1	1,000	Centerville
Audubon	Ella M. Stearns	2	1,500	Andubon
Benton	Lunie E. Schloeman	1	1,500	Vinton
Black Hawk	H. C. Mosler	1	1,500	Waterloo
Boone	Grace E. Tucker	3	1,500	Boone
Bruer	May E. Francis	1	1,500	Waverly
Buchanan	A. E. Jewett	1	1,500	Independence
Bussa Vista	A. E. Harrison	1	1,500	Storm Lake
Butler	F. B. Hodges	1	1,500	Allison
Calhoun	Janette Lewis	1	1,500	Rockwell City
Carroll	George Galloway	1	1,500	Carroll
Cass	Jennie M. Ward	2	1,500	Atlantic
Cedar	Mildred H. Yule	1	1,500	Tipton
Cerro Gordo	Prod. D. Cram	1	2,000	Mason City
Cherokee	Margaret Montgomery	1	1,500	Cherokee
Chickasaw	Ethel H. Swinmson	1	1,500	New Hampton
Clarke	Bessie Hart	1	1,500	Oseola
Clay	D. M. Ods	1	1,500	Spencer
Clayton	Carl F. Becker	2	1,500	Elkader
Clinton	C. E. Conzen	1	2,000	Clinton
Crawford	F. N. Otry	2	1,700	Denison
Dallas	Carolyn E. Forgrave	2	1,500	Adel
Davis	Agnes McConnell	1	1,500	Bloomfield
Decatur	Mabel Horne	2	1,500	Leon
Delaware	P. P. Parker	1	1,500	Manchester
Des Moines	Wm. Dunlap	1	1,500	Burlington
Dickinson	Junie B. Bully	2	1,500	Spirit Lake
Delaware	Joseph Fitzg	1	1,500	Dubuque
Engaut	Ida A. Davis	1	1,500	Estherville
Fayette	Bella Thorp Ocker	2	1,500	West Union
Floyd	Mary D. Korfinc	1	1,500	Charles City
Franklin	Harry A. Henderson	2	1,500	Hampton
Fremont	Mabel B. Jones	1	1,500	Sidney
Greene	H. O. Roelofs	1	1,500	Jefferson
Grundy	D. R. Earl	2	1,500	Grundy Center
Guthrie	E. M. Boggs	2	1,300	Guthrie Center
Hamilton	E. F. Snow	2	1,000	Webster City
Hancock	E. R. Baggs	2	1,500	Garnet
Hardin	Harold Stoddard	1	1,500	Elkora
Harrison	Susie Tamela Faith	3	1,500	Logan
Henry	Carolya Campbell	1	1,500	Mt. Pleasant
Howard	Elna Fussenden	1	1,500	Cresco
Humboldt	Charles Messer	6	1,500	Humboldt
Ida	Wilson Jones	4	1,500	Ida Grove
Iowa	G. A. Yeakam	1	1,500	Marengo
Jackson	E. H. Stoddard	2	1,500	Maquoketa
Jasper	Oliver Shriener	2	1,500	Newton
Jefferson	Jane Chidester	2	1,500	Pairfield
Johnson	N. E. Hoesenhus	1	1,000	Iowa City
Jones	Kate Maurics	6	1,500	Anaxos
Kosciusko	Harry S. McVicker	1	1,500	Sacramento
Kossuth	Wm. Shirley	1	1,500	Algona
Lee	E. O. Lynn	4	1,500	Donnison
Linn	Lulu E. Swerley	2	2,000	Marion
Louis	Inola M. Sweeney	1	1,500	Wapello
Lucas	Myrtle A. Dungan	2	1,500	Chariton

COUNTY SUPERINTENDENTS IN IOWA, TERM 1916-1917.—Continued.

Counties	Superintendent	Terms served	Salaries	Postoffice
Lyon	E. T. Gilman	4	1,500	Rock Rapids
Madison	Carrie E. Ludlow	1	1,500	Winterset
Mahaska	Jessie L. Doboc	1	1,500	Oskaloosa
Marion	Mrs. Mae Goldizen	1	1,500	Knobsville
Marshall	C. E. Shutt	3	1,500	Marshalltown
Mills	George E. Masker	2	1,000	Glenwood
Mitchell	C. W. Bond	1	1,500	Osage
Monona	Ella M. Gardner	2	1,500	Onawa
Monroe	Myrtle Harlow	1	1,500	Albia
Montgomery	Elizabeth Huges	1	1,500	Red Oak
Muscatine	E. D. Bradley	1	1,500	Muscatine
O'Brien	J. J. Billingsley	2	1,500	Pringle
Oceola	Mary E. De Boos	1	1,500	Shelby
Page	Agnes Sammons	2	1,500	Clarinda
Palo Alto	Margaret Ryan	1	1,500	Emmetsburg
Plymouth	Erma B. Plath	1	1,500	LeMars
Pocahontas	Grace D. Bradshaw	2	1,500	Pocahontas
Polk	Pearl De Jarnatt	1	2,000	Des Moines
Pottawattamie	F. J. Purysar	2	1,500	Council Bluffs
Poweshiek	Estelle Coon	4	1,500	Brooklyn
Ringgold	Louise Asher	1	1,500	Mt. Airy
Sac	John R. Slacks	1	1,500	Sac City
Scott	Henry Ronge	2	1,800	Davenport
Shelby	Mrs. Ross M. Parker	2	1,500	Seylan
Stout	F. E. Fuller	4	1,500	Orange City
Story	Maudie Wakefield	1	1,500	Nevada
Tama	Mary A. Richards	2	1,700	Toledo
Taylor	Allie Nelson	1	1,300	Bedford
Union	Wm. Bell	1	1,500	Creston
Van Buren	Lizzie V. Meredith	2	1,500	Keesauqua
Wapello	R. J. Gardner	1	1,500	Ottumwa
Warren	W. M. McGee	2	1,500	Washington
Washington	Katherine Stichter	1	1,500	Indianola
Wayne	Mrs. Jennie L. Clark	1	1,500	Corydon
Webster	Anna A. Johnson	1	1,500	Pt. Dodge
Winnebago	Jessie M. Parker	1	1,500	Forest City
Winneshiek	H. E. Miller	6	1,800	Deora
Woodbury	T. B. Morris	9	2,000	Sioux City
Worth	Mrs. Belle L. Sherven	1	1,500	Northwood
Wright	M. L. Howell	2	2,000	Clarion

SCHOOL ROOMS, TEACHERS EMPLOYED
ABSTRACT A—REPORTS OF

County	Schools				Teachers		
	Number sub-districts	Number rooms in rural schools	Number rooms in graded schools	Average number months	Number Employed		
					Males	Females	
ADAIR							
Cities, towns and villages		4	50	7	48		
Rural districts	128	135	7.9	13	121		
ADAMS							
Cities, towns and villages			28	6	36		
Rural districts	77	100	8.1	6	142		
ALAMAKEE							
Cities, towns and villages			66	9	46		
Rural districts	60	122	7.6	1	165		
ASHPANOSK							
Cities, towns and villages		1	137	9	138		
Rural districts	95	168	6.7	29	100		
AUDUBON							
Cities, towns and villages			23	6	31		
Rural districts	106	109	8.0	5	165		
BENTON							
Cities, towns and villages		5	93	9	99		
Rural districts	74	159	3.6	18	192		
BLACK HAWK							
Cities, towns and villages			233	29	255		
Rural districts	58	112	8.9	6	150		
BOONE							
Cities, towns and villages		19	96	8.8	18	128	
Rural districts	78	119	2.2	12	167		
BREMER							
Cities, towns and villages			63	9	79		
Rural districts	38	94	7.9	4	141		
BUCANAN							
Cities, towns and villages			100	9	84		
Rural districts	71	115	8.4	9	100		
BUENA VISTA							
Cities, towns and villages		15	99	9	111		
Rural districts	48	99	3.8	9	96		
BUTLER							
Cities, towns and villages			76	9	71		
Rural districts	87	122	4.8	20	187		
CALHOUN							
Cities, towns and villages			141	9	109		
Rural districts	121	122	8.1	11	165		
CARROLL							
Cities, towns and villages			67	9	75		
Rural districts	102	130	8.4	13	152		
CASE							
Cities, towns and villages			79	9	88		
Rural districts	123	122	8.3	12	185		
CEDAR							
Cities, towns and villages			3	36	81		
Rural districts	87	122	8.8	16	157		
CERRO GORDO							
Cities, towns and villages			163	11.1	19	132	
Rural districts	95	118	2.8	6	147		
CHEBOKEE							
Cities, towns and villages			82	9	71		
Rural districts	119	128	2.8	5	190		
CHICKASAW							
Cities, towns and villages		1	61	9	60		
Rural districts	32	101	7.7	5	142		

COMPENSATION, AND NUMBER OF PUPILS.
COUNTY SUPERINTENDENTS

and Compensation				Pupils					
Number Months Employed		Average Compensation Per Month		No. of Persons Between the Ages of 5 and 21		No. of Persons of the Ages of 7 to 16 Years Inclusive		No. of Persons 7 to 18 Years Not Attending School	
Female	Female	Male	Female	Male	Female	Male	Female	Male	Female
91	510	116.22	61.49	1,028	1,029	678	688	3	2
30	817	47.02	44.35	1,461	1,361	969	967	21	20
36.5	429.5	129.27	61.89	713	808	463	486		
56.5	1,022	56.76	49.05	1,516	1,308	988	1,030	18	8
54	284	108.61	63.46	479	485	227	219	20	10
35.5	825.9	49.80	49.20	1,198	1,107	744	734	54	36
92	406	102.44	59.34	983	1,007	627	632	45	23
9	905	49.56	46.01	1,674	1,549	1,078	1,059	22	22
230	1,202	92.99	56.48	3,117	3,165	2,228	2,254	19	11
177	696	51.14	47.64	1,832	1,755	1,218	1,191	101	66
54	979	116.38	65.34	915	899	399	349		1
28	801	54.15	49.45	1,371	1,377	928	967		
171	882.5	109.29	64.94	1,789	1,806	1,136	1,210	4	2
80.2	1,169.8	50.05	32.63	1,861	1,900	1,306	1,069	25	14
259.5	2,164	124.52	61.96	5,444	6,675	3,981	5,114	8	1
42.5	856.3	58.12	51.51	1,466	1,306	1,040	913	16	9
148	1,043.5	120.90	60.97	2,622	2,592	1,672	1,695		
69.5	886	66.32	49.51	1,610	1,481	1,081	1,054	14	5
117	629	112.57	63.81	1,619	1,172	637	755	2	2
14	712	91.79	48.49	1,525	1,322	1,014	924	29	25
179	724	100.75	62.35	1,900	1,337	847	858	4	2
66.5	959	51.78	48.51	1,492	1,377	1,042	966	25	16
126	905	124.04	69.05	1,616	1,737	1,184	1,917	10	12
66.8	566	79.07	51.31	903	816	663	689	10	3
126	611	108.06	66.15	1,103	1,163	780	867	5	5
76.6	947	56.92	51.15	1,656	1,358	1,130	973	27	21
69	896	120.36	64.03	1,516	1,375	842	845	2	
65.3	942.3	55.40	50.59	1,900	1,668	927	830	6	2
129	653.5	120.22	66.04	1,627	1,792	1,046	1,022	42	13
57.2	955.7	29.67	48.47	1,730	1,392	1,159	1,153	18	10
90	790	120.17	64.38	1,507	1,427	880	912	6	2
69.5	1,023.6	47.94	48.81	1,308	1,317	1,000	845	22	12
127	690	105.57	62.07	1,103	1,090	768	768	13	10
84	923	50.06	49.34	1,212	1,221	880	850	8	4
177	1,467	119.75	73.02	2,787	2,738	1,886	1,848	8	5
36	907.5	75.92	49.48	1,225	1,272	878	872	25	26
145.7	690	110.70	67.96	1,191	1,208	821	795	13	10
30.5	695.3	67.62	48.12	1,189	1,061	801	797	11	11

SCHOOL ROOMS, TEACHERS EMPLOYED

Counties	Schools				Teachers	
	Number sub-districts	Number rooms in rural schools	Number rooms in graded schools	Average number	Number Employed	
					Males	Females
CLARKE						
Cities, towns and villages		26	8.9	6	45	
Rural districts	78	102	7.8	50	116	
CLAY						
Cities, towns and villages		4	100.9	17	80	
Rural districts	76	78	9.1	5	91	
CLAYTON						
Cities, towns and villages		2	107.9	24	84	
Rural districts	134	156	8.2	24	152	
CLEWING						
Cities, towns and villages		173	9.8	29	170	
Rural districts	134	149	8.8	6	104	
CRAWFORD						
Cities, towns and villages		8	86.9	18	88	
Rural districts	100	155	8.7	13	106	
DALLAS						
Cities, towns and villages		118	9.9	22	126	
Rural districts	83	130	8.3	17	103	
DAVIS						
Cities, towns and villages		8	36.7	10	37	
Rural districts	83	91	6.7	43	74	
DECATUR						
Cities, towns and villages		86	9.9	20	76	
Rural districts	66	110	7.1	15	115	
DELAWARE						
Cities, towns and villages		5	79.9	13	81	
Rural districts	60	100	5.3	5	130	
DES MOINES						
Cities, towns and villages		155	9.3	26	150	
Rural districts	26	88	8.4	4	89	
DICKINSON						
Cities, towns and villages		6	100.9	14	70	
Rural districts	47	47	8.0	2	54	
DUBUQUE						
Cities, towns and villages		15	138.9	19	167	
Rural districts	60	113	6.8	2	113	
EMMETT						
Cities, towns and villages		4	77.9	8	58	
Rural districts	65	65	5.7	1	74	
FAYETTE						
Cities, towns and villages		9	130.9	22	123	
Rural districts	89	132	8.2	8	189	
FLOYD						
Cities, towns and villages		4	91.9	15	83	
Rural districts	84	96	5.2	4	135	
FRANKLIN						
Cities, towns and villages		79	9.9	14	72	
Rural districts	83	110	8	11	151	
FREMONT						
Cities, towns and villages		5	59.9	12	80	
Rural districts	89	104	2.7	10	131	
GUTHRIE						
Cities, towns and villages		75	9.9	11	69	
Rural districts	125	134	8.1	19	174	
HANDSOME						
Cities, towns and villages		64	9.9	10	51	
Rural districts	56	114	8.5	13	151	
HARRISON						
Cities, towns and villages		68	9.9	12	67	
Rural districts	134	149	8.1	22	209	

COMPENSATION, AND NUMBER OF PUPILS.—Continued.

and Compensation				Pupils					
Number Months Employed		Average Compensation Per Month		No. of Persons Between the Ages of 5 and 21		No. of Persons of 16 Years Inclusive		No. of Persons 7 to 16 Years Not Attending School	
Males	Females	Males	Females	Males	Females	Males	Females	Males	Females
46	314	119.65	61.47	535	516	365	367		
67	717	49.73	49.25	1,132	1,006	794	740	22	21
152	681	105.53	66.50	1,346	1,501	909	938	3	7
26	619	48.00	48.92	862	789	554	515	12	5
216	745.5	108.83	69.70	1,927	1,582	922	1,029	5	8
161.9	1,009.5	50.29	47.50	2,332	1,975	1,366	1,297	43	50
273	1,561	110.29	70.03	4,679	4,641	2,051	2,160	24	11
48	1,242	48.78	48.91	1,737	1,689	1,240	1,198	59	72
163.5	797.5	118.80	63.83	1,546	1,335	1,023	889	10	8
67.5	1,363.8	52.40	47.48	1,791	1,510	1,270	1,113	36	21
194.5	1,179.5	115.48	63.86	1,605	2,014	1,327	1,336	2	2
77	900.5	46.88	50.59	1,471	1,308	1,000	942	7	9
79	807	81.64	58.71	740	755	419	447	13	10
219	882	93.58	47.91	1,885	1,221	922	844	14	15
155	663	60.11	62.87	1,312	1,335	776	785	17	0
94.5	750	60.72	43.89	1,554	1,412	1,034	988	50	47
111	768.5	110.17	61.71	1,835	1,419	893	925	12	9
16.2	851.9	46.89	46.20	1,422	1,413	969	919	30	18
204	1,406	107.27	78.42	3,447	3,664	1,906	2,025		
50	667	60.53	62.21	1,253	1,175	834	788	46	34
136	610	125.24	66.08	1,285	1,176	829	729	33	19
26	374	47.43	49.11	527	499	313	317	15	15
188	1,627	130.01	73.96	6,096	6,820	4,144	4,121	7	7
19	916.5	83.95	47.65	2,181	2,001	1,345	1,334	12	16
75	822	123.21	67.59	1,104	1,003	692	703	27	25
18	868	58.00	54.44	813	700	567	529	44	36
168.7	1,047.9	104.98	63.78	3,461	2,477	1,502	1,677	5	2
29	1,192.8	49.80	48.24	1,900	1,738	1,313	1,195	27	18
136.5	760.5	111.34	66.41	3,960	1,417	929	827	27	21
28.5	797.5	66.45	49.14	1,144	1,029	738	724	5	1
125	652	110.64	65.14	1,692	1,151	671	708	6	2
50	803	45.21	49.54	1,366	1,144	946	814	47	21
67	897	122.30	61.01	1,240	1,185	772	867	19	12
53	779	51.82	48.36	1,264	1,185	919	928	12	11
96	619	117.86	61.34	902	1,028	506	623	3	3
94.5	922	50.42	48.96	1,328	1,187	1,022	925	4	14
90	459	119.04	64.73	746	790	473	532	40	23
70	846	59.45	57.25	1,441	1,232	947	864	27	19
198	610	119.74	61.64	948	1,063	601	714	6	2
28	1,004	61.68	47.52	1,664	1,430	1,189	1,070	44	7

SCHOOL ROOMS, TEACHERS EMPLOYED

Counties	Schools				Teachers	
	Number sub-districts	Number rooms in rural schools	Number rooms in graded schools	Average number	Number Employed	
					Males	Females
HAMILTON						
Cities, towns and villages		84	9		11	84
Rural districts	97	121		7.8		9
HANCOCK						
Cities, towns and villages		57	9		10	57
Rural districts	124	124		8		6
HARDIN						
Cities, towns and villages		88	9		19	116
Rural districts	73	118		7.9	14	171
HARRISON						
Cities, towns and villages		2	122	9.1	24	124
Rural districts	90	139		8.6	9	174
HENRY						
Cities, towns and villages		78	8.9		5	77
Rural districts	31	90		7.9	15	115
HOWARD						
Cities, towns and villages		41	9		7	35
Rural districts	92	101		8.2	1	130
HUMBOLDT						
Cities, towns and villages		1	117	9	17	81
Rural districts	68	81		8.4	3	92
IDA						
Cities, towns and villages		65	9		10	50
Rural districts	95	95		8.4	4	154
IOWA						
Cities, towns and villages		49	9.1		11	63
Rural districts	74	129		8.5	20	166
JACKSON						
Cities, towns and villages		74	9		13	79
Rural districts	99	136		8.3	6	164
JASPER						
Cities, towns and villages		2	131	8.9	21	114
Rural districts	141	166		8.6	15	207
JEFFERSON						
Cities, towns and villages		60	9		15	67
Rural districts	60	60		8.2	6	127
JOHNSON						
Cities, towns and villages		82	9		17	78
Rural districts	113	161		8.5	22	188
JONES						
Cities, towns and villages		94	9		13	72
Rural districts	60	126		8.3	8	172
KEOKUK						
Cities, towns and villages		122	9		22	108
Rural districts	33	116		8.4	22	114
KOSSUTH						
Cities, towns and villages		130	9		16	96
Rural districts	15	180		8.2	5	233
LEE						
Cities, towns and villages		2	115	9.3	21	127
Rural districts	47	162		6	7.6	12
LENN						
Cities, towns and villages		305	9.3		36	374
Rural districts	97	100		8.6	17	106
LOUISA						
Cities, towns and villages		65	9		13	60
Rural districts	56	75		8.6	6	87
LUCAS						
Cities, towns and villages		59	9		7	54
Rural districts	36	90		7.6	15	104

COMPENSATION, AND NUMBER OF PUPILS.—Continued.

and Compensation				Pupils							
Number Months Employed		Average Compensation Per Month		No. of Persons Between the Ages of 5 and 21		No. of Persons of the Ages of 7 to 16 Years Not Attending School		No. of Persons of the Ages of 7 to 16 Years Not Attending School			
Males	Females	Males	Females	Males	Females	Males	Females	Males	Females		
		729.5	118.22	65.72	1,541	1,559	954	1,006	2	2	
		881.7	52.69	31.40	1,444	1,469	983	884	22	14	
		90	484	116.31	69.67	999	1,045	582	646	21	10
		42	949	64.62	49.35	1,308	1,284	983	906	11	7
		171	1,000	116.36	66.47	1,832	1,786	1,090	1,121	14	5
		66.5	827	37.65	33.56	1,317	1,236	904	844	28	16
		222	1,056	114.85	61.99	2,244	2,165	1,307	1,394	14	9
		43	1,032	62.11	51.60	1,729	1,663	1,225	1,148	16	9
		130.5	982.5	108.06	64.07	1,398	1,233	897	871	13	10
		79.7	631.7	50.38	49.50	1,131	1,131	754	762	39	17
		63	305	107.80	64.27	761	797	460	477	4	3
		8	810.5	45.07	48.39	1,444	1,283	983	884	22	14
		148.3	696.5	110.62	62.71	1,073	1,169	738	766	14	6
		18	645.5	56.55	45.61	896	817	598	604	8	3
		90	431	109.82	67.69	708	731	481	473	1	
		5	758	49.83	57.07	1,039	892	637	602	13	11
		160	565	115.99	62.62	904	992	507	679	17	11
		138.5	918	48.18	50.46	1,898	1,700	1,238	1,215	67	56
		166	671	114.98	69.96	1,142	1,245	733	818	4	3
		32.5	1,084.5	45.70	47.43	1,818	1,670	1,154	1,094	5	7
		189	1,068.5	104.40	64.12	1,888	2,075	1,236	1,307	1	1
		90	1,404.6	58.29	51.58	2,106	2,089	1,494	1,467	60	36
		132.5	519	102.90	61.81	1,024	991	672	696	1	1
		31.5	694.5	48.86	47.17	1,307	1,227	907	878	34	36
		196	1,188	116.36	66.63	1,061	1,232	668	1,014	7	4
		87.3	669	54.86	46.71	2,102	1,907	1,213	1,213	42	26
		132	697	118.46	67.06	1,243	1,208	806	175	2	1
		136	1,176	34.82	48.37	1,827	1,469	941	985	45	22
		117	630.5	124.29	58.72	1,799	1,807	1,066	1,237	11	4
		29.5	922.5	55.36	59.73	1,794	1,383	1,002	886	18	10
		189.5	654.7	108.90	61.66	1,738	1,788	1,144	1,095	11	16
		118.3	740.8	53.84	49.83	2,015	2,179	1,710	1,548	62	41
		129	880	111.88	67.05	3,334	3,376	1,994	2,026	76	65
		76.5	1,481.8	52.34	48.23	1,532	1,496	1,063	973	28	23
		273	3,420	100.35	52.28	7,390	7,808	4,377	4,805	16	12
		59	1,363	49.64	47.42	2,478	2,267	1,500	1,482	24	16
		117	539.5	96.68	61.19	800	947	553	540	11	5
		72	605	45.02	50.02	1,043	900	792	616	50	42
		54	486	107.50	60.80	973	991	629	628		
		90.5	642	69.90	60.52	1,379	1,305	1,011	947	32	13

SCHOOL ROOMS, TEACHERS EMPLOYED

Counties	Schools				Teachers	
	Number sub-districts	Number rooms in rural schools	Number rooms in graded schools	Average number	Number Employed	
					Males	Females
LYON						
Cities, towns and villages		61	9	10	57	
Rural districts	94	131	8.2	11	140	
MADISON						
Cities, towns and villages		1	64	8.9	51	
Rural districts	106	120	8.2	8	184	
MAHASKA						
Cities, towns and villages		2	10	136	8.9	20
Rural districts	115	112	3 8.2	16	127	
MARION						
Cities, towns and villages		8	125	9	111	
Rural districts	14	106	8.1	4	125	
MARSHALL						
Cities, towns and villages		8	9	151	9.2	50
Rural districts	43	82	6 8.5	9	125	
MILLS						
Cities, towns and villages			77	9	61	
Rural districts	19	85	8.3	6	100	
MITCHELL						
Cities, towns and villages			73	9	73	
Rural districts	43	75	8	3	80	
MONONA						
Cities, towns and villages			79	9	81	
Rural districts	103	129	8.8	4	148	
MONROE						
Cities, towns and villages		1	80	9	73	
Rural districts	62	107	13 7.6	10	125	
MONTGOMERY						
Cities, towns and villages		6	90	9	76	
Rural districts	76	97	8.2	12	125	
MUSCATINE						
Cities, towns and villages		1	104	9.7	123	
Rural districts	67	86	6 8.7	10	112	
O'BRIEN						
Cities, towns and villages			66	9	55	
Rural districts	124	128	5 8.0	10	138	
OSCEOLA						
Cities, towns and villages			40	9	36	
Rural districts	88	84	8.4	11	102	
PAGE						
Cities, towns and villages		4	145	9	133	
Rural districts	60	112	8.3	2	124	
PALO ALTO						
Cities, towns and villages			90	9	64	
Rural districts	104	104	8.4	4	101	
PLYMOUTH						
Cities, towns and villages		6	90	8.3	83	
Rural districts	155	174	8.2	3	204	
POCAHONTAS						
Cities, towns and villages			72	9	74	
Rural districts	99	107	8	11	133	
POLK						
Cities, towns and villages		8	692	9.2	90	730
Rural districts	78	126	3 8.7	9	139	
POTTAWATTAMIE						
Cities, towns and villages		6	230	9	205	
Rural districts	230	252	8.3	19	263	
POWESHIEK						
Cities, towns and villages			94	9	97	
Rural districts	113	101	8	19	190	
RINGGOLD						
Cities, towns and villages		1	77	9	50	
Rural districts	64	104	7.7	5	130	

COMPENSATION, AND NUMBER OF PUPILS.—Continued.

and Compensation				Pupils					
Number Months Employed		Average Com- pensation Per Month		No. of Persons Between the Ages of 5 and 21		No. of Persons of the Ages of 7 to 16 Years Inclusive		No. of Per- sons 7 to 16 Years Not At- tending School	
Males	Females	Males	Females	Males	Females	Males	Females	Males	Females
90	508.5	110.28	65.29	915	1,025	621	665	2	
56	985	57.56	50.67	1,901	1,441	1,145	1,063	57	48
163	453	106.32	60.20	870	1,084	461	481	2	
51	900	51.59	48.30	1,450	1,204	929	961	9	6
105.9	1,000.5	113.68	64.72	2,302	2,375	1,361	1,350	16	-18
82.3	811.8	60.15	56.86	1,902	1,707	1,209	1,241	75	28
189	1,009	108.73	58.98	2,319	2,120	1,158	1,421	40	20
30	530	59.05	54.95	2,877	1,474	1,040	1,013	55	27
207	1,486	105.14	67.79	3,555	3,237	2,282	2,150	1	3
38.1	683	52.02	58.71	1,021	963	684	661	12	12
81	511.5	109.90	61.87	1,000	1,060	643	652	3	6
30	656.5	58.59	53.78	1,258	1,150	805	800	41	36
135	655	108.59	62.41	1,222	1,300	755	735	5	3
29.5	571	55.43	45.20	876	838	544	552	9	9
108	729	124.59	64.63	1,292	1,267	835	849	3	2
19	1,018	51.47	48.79	1,400	1,314	1,000	972	9	7
66	672	104.37	57.53	2,021	1,608	1,007	1,013	11	1
71	845	49.43	47.11	2,089	1,937	1,419	1,425	136	96
129	608.5	108.58	63.50	1,286	1,202	803	804		
62.5	710	53.77	49.90	1,109	1,008	786	767	33	20
122	1,179.5	118.49	60.90	2,504	2,913	1,458	1,446	3	
50	751	62.37	49.88	1,256	1,203	850	810	43	19
121.5	710	113.90	66.71	1,222	1,348	765	828		
77.4	1,061	56.92	49.50	1,612	1,407	1,012	970	9	16
58.5	307	117.85	66.83	876	807	408	414	24	17
57	614	53.60	48.32	1,005	910	675	625	12	25
187	1,167	134.65	65.29	2,019	2,064	1,317	1,261	2	
13	513	51.01	50.58	1,800	1,800	940	941	3	
117	570	106.61	61.10	1,277	1,204	786	747	9	4
23	818	52.24	46.82	1,000	983	783	746	59	29
128	730	115.12	65.07	1,600	1,718	977	1,009	3	3
19	1,304	78.74	50.95	2,132	1,917	1,468	1,323	26	15
112	666.5	118.45	65.12	1,219	1,320	765	828	3	1
53	729	50.75	48.01	1,200	1,086	801	735	9	5
89	6,505	127.75	65.41	14,905	15,373	8,943	9,238	42	34
67.3	1,043.5	53.43	56.15	2,137	1,850	1,499	1,350	92	81
302.9	3,375.5	127.38	73.54	5,344	5,228	2,462	2,463	24	25
107	1,821	55.37	49.32	2,728	2,323	1,849	1,736	65	15
122	791	110.38	65.79	1,361	1,405	806	801	6	9
88	486	56.99	53.49	1,553	1,546	1,059	967	10	8
128	505.5	101.91	58.35	947	1,015	634	740	10	
21.5	789.5	53.31	49.11	1,132	1,049	807	705	25	19

SCHOOL ROOMS, TEACHERS EMPLOYED

Counties	Schools				Teachers		
	Number sub-districts	Number rooms in rural schools	Number rooms in graded schools	Average number	Number Employed		
					Male	Female	
SAC							
Cities, towns and villages		15	9	14	82		
Rural districts	80	107		8.6	9	141	
SCOTT							
Cities, towns and villages		3	292	9.9	48	296	
Rural districts	76	96	20	9	2	118	
SEFFLEY							
Cities, towns and villages		51	9	16	58		
Rural districts	119	119	4	8.6	14	107	
SIOUX							
Cities, towns and villages		1	79	9	16	83	
Rural districts	170	171	2	8.9	13	156	
STORY							
Cities, towns and villages		103	9	26	100		
Rural districts	81	108	8	10	133		
TAMA							
Cities, towns and villages		86	9	18	69		
Rural districts	87	100	2	8.5	21	309	
TAYLOR							
Cities, towns and villages		1	82	8.9	15	65	
Rural districts	90	116	3	8.2	7	133	
UNION							
Cities, towns and villages		109	9	7	87		
Rural districts	83	95		8.3	11	121	
VAN BUREN							
Cities, towns and villages		9	89	8.9	16	71	
Rural districts	44	83		7.4	14	81	
WAPELLO							
Cities, towns and villages		160	9.3	27	172		
Rural districts	55	100		8.1	5	107	
WARREN							
Cities, towns and villages		8	86	8.9	18	87	
Rural districts	37	107		8.1	15	138	
WASHINGTON							
Cities, towns and villages		82	9	17	82		
Rural districts	39	77		8.5	7	145	
WAYNE							
Cities, towns and villages		82	9	29	72		
Rural districts	96	116		7.6	15	194	
WEBSTER							
Cities, towns and villages		139	9	17	150		
Rural districts	138	162		7.8	8	228	
WINNEBAGO							
Cities, towns and villages		105	8.9	11	62		
Rural districts	69	81		7.2	4	94	
WINNESHIEK							
Cities, towns and villages		58	8.6	12	50		
Rural districts	301	133		7.1	8	173	
WOODBURY							
Cities, towns and villages		7	43	9	54	45	
Rural districts	91	120		9	18	121	
WOORTH							
Cities, towns and villages		67	9	12	30		
Rural districts	78	78		7.8	5	80	
WRIGHT							
Cities, towns and villages		3	100	9	14	77	
Rural districts	111	130		8.1	9	150	
Totals cities, towns and villages	17	234	10,035	9.1	1,099	16,291	
Total for rural districts	8,862	11,451	169	8.3	1,682	14,735	
Grand totals		8,882	11,448	10,669	8.9	2,781	21,026

COMPENSATION, AND NUMBER OF PUPILS.—Continued.

and Compensation				Pupils					
Number Months Employed		Average Compensation Per Month		No. of Persons Between the Ages of 5 and 21		No. of Persons of the Ages of 7 to 16 Years Not Attending School Inclusive		No. of Persons 7 to 16 Years Not Attending School	
Male	Female	Male	Female	Male	Female	Male	Female	Male	Female
125	733.5	156.28	68.34	1,175	1,328	779	901	3	3
25	522	34.94	49.54	1,206	1,122	836	755	8	2
447	2,009	139.21	75.90	7,114	6,802	4,305	4,052	2	2
11	515	55.91	52.38	1,779	1,613	1,307	1,099	28	19
99	497	164.38	68.22	1,692	1,093	698	672	15	7
43	527	56.12	48.72	1,661	1,368	1,060	972	28	22
145	751	113.82	66.90	1,855	1,836	1,118	1,096	4	2
122	1,221	90.47	49.77	2,487	2,212	1,000	1,206	14	4
239	1,306	135.42	65.78	2,817	2,598	1,614	1,628	19	9
41	778	48.78	52.14	1,258	1,199	855	814	27	18
137	761	118.66	64.02	1,394	1,391	896	942	20	6
119.5	1,194	54.98	49.65	1,609	1,615	1,130	1,100	22	28
132.5	864.5	96.59	42.69	1,903	1,614	998	698	12	4
		39.7	51.79	1,395	1,398	998	698	15	7
63	783	123.73	61.68	1,564	1,568	989	909	19	16
69.5	798	50.87	47.49	871	800	692	697	15	10
131	605	99.59	61.90	1,128	1,097	710	733	16	9
91.5	607	48.95	48.89	1,041	899	717	694	5	6
219	1,592.5	131.65	79.21	2,924	2,655	2,406	2,306	17	13
37	808	67.39	51.94	1,009	1,491	1,117	1,073	79	68
169	714	88.70	61.92	1,248	1,260	790	838	12	17
84	695	56.35	50.95	1,395	1,239	869	847	15	11
144	739	67.67	62.47	1,412	1,627	1,023	1,021	14	19
39.5	939	92.91	48.27	1,598	1,372	1,027	986	13	8
179	645	101.12	60.67	1,222	1,271	736	790	12	11
165.6	700.5	59.12	49.59	1,240	1,198	821	780	35	30
152	1,318	166.67	76.23	2,297	2,427	1,802	1,811	2	5
39.5	1,327	67.35	47.47	1,595	1,508	1,269	1,227	22	28
88	549	118.39	66.71	1,891	1,991	699	724	8	10
19.5	562.5	47.50	47.34	1,286	1,136	838	762	62	72
719.5	438.5	66.96	66.94	1,215	1,247	972	969	14	6
52	919	48.84	51.96	1,593	1,583	1,172	1,261	18	12
469	2,909	117.66	89.37	1,160	3,467	5,782	5,328		
132	595	36.39	44.54	1,282	1,270	902	900		
899	314	162.50	69.73	739	741	427	436	3	3
11.3	698	48.79	48.36	1,177	1,044	751	705	28	30
129	650	128.65	62.94	1,699	1,792	1,149	1,197	3	3
46	392	48.89	42.84	1,398	1,164	947	795	17	13
14,989.5	91,250.1	\$114.45	\$ 66.09	197,251	205,000	129,389	121,774	1,603	2,261
1,829.4	87,171.9	\$ 9 62.87	\$ 49.77	139,714	123,668	89,365	94,017	2,914	2,361
20,888.9	178,430.1	\$89.09	\$59.42	347,965	328,747	219,334	215,796	4,607	2,862

SCHOOL ENROLLMENT AND TUITION

Counties	Pupils and Tuition				Non-Resident	
	No. enrolled in each corporation	Proportion of total enrollment, by school district, or corporation, this year	Total average daily attendance in whole and in part corporations	Average cost of tuition per mo. for each pupil	Below 9th Grade	
					Number	Amount received
CLAYTON						
Cities, towns and villages	2,555	36	2,092.1	4.00	75	861.25
Rural districts	2,704	350	1,750.5	4.55	6	92.00
CLEMSON						
Cities, towns and villages	5,246	291	4,478	3.44	29	283.72
Rural districts	2,730	196	1,806	3.94	63	108.62
CRAWFORD						
Cities, towns and villages	2,331	51	1,855	4.12	55	568.41
Rural districts	2,237	149	1,500	4.87		
DALLAS						
Cities, towns and villages	3,895	85	2,159	3.43	199	1,665.28
Rural districts	2,882	112	1,404	4.58	33	35.60
DAVIS						
Cities, towns and villages	1,235	81	1,005	2.84	52	631.98
Rural districts	2,168	93	1,812	2.97	38	97.74
DECATUR						
Cities, towns and villages	2,316	66	1,987	3.15	86	802.58
Rural districts	2,437	273	1,506	3.61	86	336.12
DELAWARE						
Cities, towns and villages	3,025	54	1,764.1	3.50	34	331.80
Rural districts	1,734	131	1,153	4.35	65	
DES MOINES						
Cities, towns and villages	5,039	69	4,294	3.54	29	300.50
Rural districts	1,703	172	1,212	3.61	22	45.00
DICKINSON						
Cities, towns and villages	2,587	118	1,612	4.00	33	222.30
Rural districts	750	112	450	4.00		
DUBUQUE						
Cities, towns and villages	4,838	47	3,776	3.92	9	285.26
Rural districts	1,622	130	1,323	4.15	8	363.88
EMMETT						
Cities, towns and villages	1,104	37	1,058	3.17	4	136.92
Rural districts	3,908	104	841	4.07	5	83.30
PAYETTE						
Cities, towns and villages	3,012	89	2,073	3.16	89	733.42
Rural districts	2,590	164	1,801	3.90	23	135.28
FLAD						
Cities, towns and villages	2,615	44	2,142	3.29	16	402.58
Rural districts	1,897	71	1,172	4.27	14	334.25
FRANKLIN						
Cities, towns and villages	2,997	69	1,633	3.63	44	712.50
Rural districts	1,984	87	1,370	4.13	14	359.20
PREMONT						
Cities, towns and villages	2,421	79	1,914	3.21	115	1,280.04
Rural districts	1,989	109	1,247	3.83	4	128.55
GREENE						
Cities, towns and villages	2,013	31	1,655	3.23	75	267.30
Rural districts	2,199	200	1,309	4.01	8	102.58
GRUNDY						
Cities, towns and villages	1,434	35	1,251	3.58	55	1,545.24
Rural districts	2,955	198	1,415	4.47	7	20.00
GUTHRIE						
Cities, towns and villages	2,136	99	1,821	3.63	85	1,182.61
Rural districts	2,639	355	1,690	4.04	46	
HAMILTON						
Cities, towns and villages	2,542	23	2,043	3.19	63	1,846.45
Rural districts	2,294	111	1,334	4.00	16	74.50
HANCOCK						
Cities, towns and villages	1,069	44	1,265	3.23	47	633.80
Rural districts	2,073	163	1,364	4.51	9	136.62
HARDEN						
Cities, towns and villages	2,463	127	2,826	3.40	109	1,553.50
Rural districts	2,916	85	1,329	4.68		

SCHOOL HOUSES AND PROPERTY.—Continued.

Pupils and Tuition		General				
9th Grade and Above		No. of school houses	Value of school houses	Value of apparatus	Number of in the libraries	Rooms in which efforts of principals or teachers are taught
Number	Amount received					
226	5,925.09	22	244,300.00	10,827.00	8,442	69
		135	30,700.00	10,250.00	7,709	148
165	4,889.44	20	519,000.00	31,685.00	10,102	147
		148	95,975.00	12,417.00	12,852	147
90	2,184.29	24	251,300.00	24,450.00	6,245	72
		160	84,478.00	30,416.00	7,510	137
246	6,067.42	28	381,800.00	12,940.00	7,508	125
		127	70,378.00	5,912.00	8,366	125
73	1,995.74	9	69,300.00	13,000.00	2,120	82
		21	48,400.00	2,172.00	2,005	90
214	4,798.48	11	165,500.00	9,505.00	4,745	69
		110	58,855.00	4,031.00	4,319	110
114	2,234.62	22	194,300.00	10,080.00	4,469	68
		104	58,155.00	5,158.00	5,901	98
172	6,922.42	18	453,000.00	26,240.00	2,798	248
		80	69,890.00	4,149.00	3,862	82
63	1,368.13	14	323,500.00	15,350.00	6,441	42
		2	112.50	2,234.00	3,797	48
24	1,217.95	35	288,960.00	9,305.00	12,200	124
		112	89,400.00	7,801.00	6,383	114
67	2,614.27	18	317,000.00	9,975.00	5,845	46
		64	45,725.00	5,154.00	10,254	68
799	4,327.68	28	451,250.00	11,700.00	15,423	50
		151	17,650.00	5,168.00	12,824	146
62	1,002.86	14	348,400.00	10,900.00	8,021	82
		96	65,690.00	5,008.00	9,773	99
65	3,269.00	31	268,250.00	7,605.00	4,178	54
		109	56,425.00	2,705.00	6,329	108
305	5,056.81	29	150,953.00	8,415.00	8,572	54
		3	18.00	4,650.00	6,000	161
392	6,386.17	11	234,800.00	5,865.00	4,234	40
		132	65,700.00	4,217.00	6,063	130
99	3,174.39	9	219,300.00	12,065.00	3,206	24
		114	82,440.00	5,429.00	4,832	112
138	3,721.48	17	195,000.00	8,807.00	5,704	33
		140	74,775.00	5,425.00	5,124	119
139	3,218.60	15	201,025.00	6,527.00	4,209	31
		123	81,325.00	6,200.00	7,489	121
134	2,866.01	10	152,978.00	5,901.00	5,394	49
		134	82,265.00	7,850.00	10,000	124
240	6,349.28	21	460,200.00	14,600.00	9,260	66
		117	66,165.00	5,281.00	6,582	117

SCHOOL ENROLLMENT AND TUITION

Counties	Pupils and Tuition				Non-Resident	
	No. enrolled in each corporation	Previously un- dult. or corpor- ation this year	Total average daily attend- ance in whole corporation	Average cost of tuition per pup. for each pupil	Below 9th Grade	
					Number	Amount received
HARRISON						
Cities, towns and villages.....	2,367	143	2,510	2.03	47	692.26
Rural districts.....	2,799	232	3,031	3.56	7	62.82
HENRY						
Cities, towns and villages.....	5,429	82	5,511	2.19	79	864.72
Rural districts.....	1,794	197	1,991	3.75	13	
HOWARD						
Cities, towns and villages.....	1,047	42	1,089	3.22	30	346.65
Rural districts.....	1,882	187	2,069	4.13	45	374.85
HUMBOLDT						
Cities, towns and villages.....	2,174	129	2,303	3.81	125	2,812.47
Rural districts.....	1,315	149	1,464	4.52	22	126.60
IDA						
Cities, towns and villages.....	1,274	35	1,309	4.17	15	245.55
Rural districts.....	1,255	73	1,328	5.01		
IOWA						
Cities, towns and villages.....	1,860	90	1,950	2.21	154	1,025.63
Rural districts.....	2,469	225	2,694	3.67	19	60.69
JACKSON						
Cities, towns and villages.....	1,668	6	1,674	3.56	41	261.27
Rural districts.....	2,213	64	2,277	3.89		
JASPER						
Cities, towns and villages.....	2,624	164	2,788	3.29	62	1,867.96
Rural districts.....	3,391	186	3,577	3.82	19	281.47
JEFFERSON						
Cities, towns and villages.....	1,968	25	1,993	4.42	63	522.50
Rural districts.....	1,982	148	2,130	3.15	30	96.59
JOHNSON						
Cities, towns and villages.....	2,270	19	2,289	3.75	67	773.09
Rural districts.....	2,632	127	2,759	4.08	31	542.59
JONES						
Cities, towns and villages.....	2,285	86	2,371	2.91	149	1,474.79
Rural districts.....	1,902	219	2,121	4.44	66	365.87
KIOUK						
Cities, towns and villages.....	3,094	106	3,200	3.23	149	1,053.65
Rural districts.....	2,002	202	2,204	3.61	4	32.50
KOSCIUSKO						
Cities, towns and villages.....	2,780	112	2,892	3.88	67	626.55
Rural districts.....	3,078	214	3,292	4.46	42	573.59
LEE						
Cities, towns and villages.....	4,400	29	4,429	2.60	67	667.70
Rural districts.....	2,029	21	2,050	3.21	2	23.58
LINN						
Cities, towns and villages.....	11,175	128	11,303	3.70	162	2,714.11
Rural districts.....	2,229	422	2,651	3.43	26	109.28
LOUISA						
Cities, towns and villages.....	1,828	21	1,849	3.27	168	946.73
Rural districts.....	1,432	78	1,510	3.96	8	86.25
LUCAS						
Cities, towns and villages.....	2,007	16	2,023	2.28	37	356.59
Rural districts.....	2,201	269	2,470	2.96	41	226.65
LYON						
Cities, towns and villages.....	1,081	102	1,183	2.54	41	422.00
Rural districts.....	2,244	225	2,469	4.21	39	196.24
MADISON						
Cities, towns and villages.....	1,677	45	1,722	3.15	68	656.80
Rural districts.....	2,219	128	2,347	4.14		
MAHASKA						
Cities, towns and villages.....	2,829	277	3,106	3.04	120	1,726.65
Rural districts.....	2,264	290	2,554	2.56	62	513.41
MARION						
Cities, towns and villages.....	4,872	205	5,077	2.82	23	211.68
Rural districts.....	2,428	220	2,648	3.47	30	152.96

SCHOOL HOUSES AND PROPERTY.—Continued.

Pupils and Tuition		General					
9th Grade and Above		No. of school houses	Value of school houses	Value of apparatus	Number of books in libraries	Rooms in which efforts of students are taught	
Number	Amount received						
342	4,061.06	18	462,800.00	14,200.00	5,210	70	
		128	85,250.00	5,356.00	6,184	128	
245	7,073.13	15	202,500.00	5,600.00	5,281	67	
		88	49,100.00	5,770.00	6,564	89	
91	2,465.10	7	81,500.00	4,965.00	6,217	27	
		101	54,250.00	2,476.00	5,022	99	
120	5,521.22	16	276,100.00	11,041.00	5,967	68	
		22	49,005.00	2,445.00	9,291	81	
95	4,127.14	8	208,000.00	13,000.00	5,136	64	
		36	48,800.00	4,127.00	7,000	92	
168	3,294.55	11	127,000.00	10,154.00	7,701	44	
		120	75,415.00	6,120.00	8,888	124	
132	3,329.49	13	205,100.00	6,925.00	5,120	62	
		121	70,000.00	7,060.00	3,443	129	
178	5,607.59	21	416,000.00	20,527.00	5,108	104	
19	406.72	170	149,256.00	4,011.00	6,441	166	
191	4,282.36	9	128,000.00	6,830.00	5,713	27	
		92	66,000.00	4,623.00	4,622	84	
146	6,280.48	14	207,500.00	12,900.00	3,421	75	
		158	95,100.00	7,326.00	11,274	128	
188	5,622.17	12	207,500.00	5,240.00	5,163	94	
		124	73,700.00	7,797.00	10,642	128	
205	8,568.71	23	209,700.00	12,460.00	6,780	69	
		115	61,196.00	3,774.00	5,124	111	
190	5,285.00	22	223,500.00	10,292.00	6,374	69	
		158	96,125.00	11,887.00	12,322	124	
119	1,724.34	22	429,700.00	7,800.00	5,155	88	
15	222.00	104	60,625.00	5,070.00	5,688	102	
304	10,746.77	47	1,537,271.00	77,153.00	10,857	266	
		159	105,170.00	5,066.00	12,364	160	
162	6,222.23	14	118,143.00	5,269.00	6,273	44	
		75	49,000.00	2,351.00	4,379	75	
103	5,200.12	7	143,000.00	4,970.00	2,145	44	
		67	69,000.00	5,013.00	6,284	96	
97	1,821.22	9	145,500.00	9,265.00	4,664	43	
		150	83,600.00	6,000.00	6,924	120	
224	5,005.41	19	107,250.00	3,229.00	3,068	69	
		126	75,765.00	4,063.00	4,722	126	
166	2,662.11	28	264,718.00	12,018.00	5,952	96	
		113	80,625.00	3,827.00	4,977	111	
82	2,005.40	24	220,200.00	11,285.00	6,726	120	
		102	69,570.00	4,769.00	4,852	107	

SCHOOL ENROLLMENT AND TUITION

Counties	Pupils and Tuition				Non-Resident	
	No. enrolled in corporation	Previously enrolled, dist. or corporation this year	Total average daily attendance in whole corporation	Average cost of tuition per pupil for each pupil	Below 9th Grade	
					Number	Amount received
MARSHALL	5,092	114	4,442	3.13	89	1,163.72
Cities, towns and villages	1,564	148	1,110	4.60	41	369.50
Rural districts						
MELLS	1,808	96	1,494	3.01	76	960.73
Cities, towns and villages	1,971	202	1,268	3.24	150	159.96
Rural districts						
MITCHELL	2,124	51	1,613	3.84	59	531.47
Cities, towns and villages	1,130	167	777	4.35	58	332.98
Rural districts						
MONONA	2,227	34	1,734.8	3.88	124	1,541.51
Cities, towns and villages	2,100	200	1,265.5	4.44	8	175.25
Rural districts						
MONROE	2,902	39	2,348	3.21	56	406.00
Cities, towns and villages	3,302	141	2,275	2.50	11	32.00
Rural districts						
MONTGOMERY	2,414	70	2,005	2.96	47	402.94
Cities, towns and villages	1,755	195	1,181	4.10	15	94.68
Rural districts						
MUSCATINE	3,794	29	3,019	3.29	81	1,122.45
Cities, towns and villages	1,833	125	1,258	3.68	37	579.44
Rural districts						
O'BRIEN	2,349	2	2,012	3.44	76	1,018.54
Cities, towns and villages	1,357	196	1,408	4.64	11	
Rural districts						
OSCEOLA	1,001	75	855	3.26	30	297.94
Cities, towns and villages	1,329	69	856	4.57		
Rural districts						
PAGE	3,709	68	3,081	3.58	135	1,314.47
Cities, towns and villages	2,009	230	1,359	4.15	13	154.88
Rural districts						
PALO ALTO	1,875	133	1,530	3.46	58	380.50
Cities, towns and villages	1,900	223	1,206	3.92	5	
Rural districts						
PLYMOUTH	2,344	68	1,905	3.61	80	1,135.63
Cities, towns and villages	2,687	164	1,708	4.84	27	
Rural districts						
POCAHONTAS	2,003	75	1,928	3.99	45	379.35
Cities, towns and villages	1,884	105	1,028	4.49	23	87.00
Rural districts						
POLK	24,086	82	19,143	3.98	199	2,885.07
Cities, towns and villages	3,407	270	2,320.6	3.07	71	129.63
Rural districts						
POTTAWATTAMIE	9,120	119	7,481	3.96	182	2,536.62
Cities, towns and villages	4,502	193	5,662	4.08	27	279.71
Rural districts						
POWESHUEK	2,709	76	2,379	3.24	104	909.44
Cities, towns and villages	2,356	288	1,998	4.11	31	131.00
Rural districts						
RENOULD	2,022	107	1,647	3.85	82	469.59
Cities, towns and villages	1,802	224	1,167	4.30	12	22.36
Rural districts						
SAC	2,299	49	1,823	3.80	64	1,291.19
Cities, towns and villages	2,687	113	1,307.5	4.33	11	193.31
Rural districts						
SCOTT	8,078	23	7,166	3.76	67	606.90
Cities, towns and villages	2,071	66	1,780	3.08	15	198.87
Rural districts						
SHELBY	1,687	6	1,469	3.29	55	557.92
Cities, towns and villages	2,055	144	1,370	4.15	11	
Rural districts						
STOCK	2,089	74	1,839	4.29	30	469.39
Cities, towns and villages	2,087	171	2,143	4.49	25	539.61
Rural districts						

SCHOOL HOUSES AND PROPERTY.—Continued.

Pupils and Tuition		General				
8th Grade and Above		No. of school houses	Value of school houses	Value of apparatus	Number of volumes in the libraries	Rooms in which effects of stimulants and narcotics are taught
Number	Amount received					
143	5,951.75	32	655,854.00	16,325.00	9,005	161
		85	63,640.00	3,498.00	5,072	87
161	2,787.71	9	113,500.00	6,410.00	4,394	77
		83	65,300.00	3,653.00	8,738	80
148	5,338.50	17	212,300.00	46,400.00	8,612	45
		75	35,830.00	7,480.00	9,679	74
101	2,688.91	12	141,300.00	6,517.00	6,929	78
		124	55,565.00	4,915.00	5,287	120
102	2,087.16	14	241,800.00	8,175.00	3,651	62
		105	66,285.00	5,976.00	2,356	116
232	4,787.21	17	221,450.00	6,581.00	3,728	67
		97	62,825.00	7,039.00	7,330	97
125	5,126.76	17	420,000.00	9,675.00	6,631	70
		16	69,236.00	5,015.00	3,831	92
182	5,386.30	8	308,500.00	15,180.00	5,157	47
		123	87,005.00	8,224.00	16,419	120
57	1,381.55	5	143,281.00	4,000.00	4,454	31
		84	49,245.00	4,775.00	9,565	79
243	7,764.48	27	390,500.00	12,100.00	4,740	113
		112	99,050.00	7,800.00	19,788	111
91	1,494.73	12	136,500.00	9,800.00	5,321	58
		104	51,925.00	5,584.00	13,837	104
115	3,943.97	19	244,300.00	14,225.00	7,211	61
		170	94,975.00	12,194.00	14,726	167
136	4,217.46	19	205,000.00	13,900.00	8,945	69
		99	47,336.00	6,308.00	9,387	99
387	14,760.50	56	1,688,765.00	395,149.00	4,094	673
		113	92,273.00	8,607.00	6,938	121
262	8,210.50	32	717,900.00	20,676.00	9,735	236
		216	142,065.00	12,966.00	11,923	234
233	8,285.87	14	359,300.00	15,715.00	5,239	61
		129	107,450.00	4,711.00	6,677	129
232	2,908.69	12	149,200.00	6,265.00	3,745	42
		105	33,800.00	2,783.00	5,214	109
176	6,732.65	11	179,500.00	8,750.00	7,876	63
		707	45,740.00	3,359.00	9,102	107
118	4,564.00	28	1,329,900.00	17,170.00	24,413	167
		59	136,225.00	7,465.00	9,643	104
94	3,601.00	12	272,300.00	9,450.00	5,159	46
		120	88,525.00	4,591.00	10,621	119
79	1,802.95	13	257,800.00	14,750.00	9,284	58
		171	106,605.00	12,797.00	11,967	192

SCHOOL ENROLLMENT AND TUITION

Counties	Pupils and Tuition				Non-Resident	
	No. enrolled in each corporation	Previously enrolled in other cities, towns or rural districts this year	Total average size in whole corporation	Average cost of tuition per pupil for each pupil	Below 9th Grade	
					Number	Amount received
STORY						
Cities, towns and villages	4,702	87	3,853	2.43	196	2,759.64
Rural districts	1,703	170	1,179	4.50	15	105.30
Cities, towns and villages	2,006	27	2,222	2.27	130	1,011.18
Rural districts	2,514	267	1,758	4.18	13	93.00
TAYLOR						
Cities, towns and villages	2,137	154	1,877.7	2.00	148	3,545.04
Rural districts	2,197	249	1,489.7	3.64	47	396.12
UNION						
Cities, towns and villages	2,811	48	2,313.4	2.73	48	463.98
Rural districts	1,508	74	899	4.96		
VAN BUREN						
Cities, towns and villages	2,278	71	1,833	2.90	178	2,102.56
Rural districts	1,495	143	1,019	3.86	48	70.46
WAPELLO						
Cities, towns and villages	6,098	251	5,509	2.72	124	1,736.80
Rural districts	2,460	289	1,487	3.64	4	87.97
WARREN						
Cities, towns and villages	2,796	82	2,338	2.05	147	1,060.24
Rural districts	1,963	336	1,954.2	3.92	30	139.65
Cities, towns and villages	2,372	83	1,902	3.43	77	1,690.58
Rural districts	2,119	273	1,601	4.30	50	139.96
WAYNE						
Cities, towns and villages	2,688	14	2,146	2.80	160	1,328.44
Rural districts	2,008	180	1,366	3.88	1	31.72
WEBSTER						
Cities, towns and villages	4,665	11	3,721.7	3.75	43	406.39
Rural districts	5,943	114	1,927	4.07	17	161.94
WINNEBAGO						
Cities, towns and villages	1,822	75	1,617	3.21	61	508.95
Rural districts	1,749	79	1,188	3.84	11	
WINNESHIEK						
Cities, towns and villages	1,520	29	1,207	3.53	21	34.05
Rural districts	2,203	115	1,849	4.72	10	22.00
WOODRUF						
Cities, towns and villages	13,633		11,029	3.77	5	127.50
Rural districts	2,160		1,267	3.75		
WOORTH						
Cities, towns and villages	1,285	68	1,017	3.43		
Rural districts	1,414	300	975	3.85	23	366.49
WRIGHT						
Cities, towns and villages	2,908	13	2,415	2.19	42	473.05
Rural districts	1,384	81	1,456	3.62	6	
Totals cities, towns and villages	321,068	7,927	259,925.3	\$ 3.37	7,368	\$ 94,289.27
Total for rural districts	210,962	16,481	140,376.6	\$ 4.01	2,205	\$ 12,572.61
Grand totals	532,030	24,408	400,299.9	\$ 3.53	9,573	\$ 107,861.88

SCHOOL HOUSES AND PROPERTY.—Continued.

Pupils and Tuition		General				
9th Grade and Above		No. of school houses	Value of school houses	Value of apparatus	Number of libraries in the libraries	Rooms in which effects of fire drills are taught
Number	Amount received					
206	\$ 4,117.80	39	\$60,300.00	\$6,289.00	9,303	145
		194	\$6,055.00	\$ 4,486.00	6,373	103
184	2,137.07	11	300,750.00	15,770.00	7,256	67
		160	130,335.00	9,068.00	5,548	130
222	3,874.91	13	172,950.00	8,495.00	3,799	44
		116	70,450.00	4,707.00	5,435	114
122	6,494.58	14	281,800.00	8,570.00	8,965	84
		96	94,975.00	2,493.00	2,812	94
127	4,847.40	18	150,400.00	8,011.00	6,071	67
		83	27,060.00	2,285.00	2,292	75
177	6,923.62	21	\$32,500.00	\$4,350.00	5,288	137
		101	78,335.00	6,481.00	11,225	104
215	7,714.42	22	109,900.00	6,555.00	3,796	72
		105	60,490.00	4,580.00	4,218	66
203	9,984.70	17	223,700.00	9,110.00	5,286	55
		116	72,400.00	4,665.00	9,914	116
203	5,964.07	12	316,000.00	9,830.00	6,716	90
		117	51,260.00	2,914.00	4,936	110
130	5,136.07	20	518,740.00	10,673.00	6,226	116
		163	114,065.00	8,734.00	15,960	105
131	2,647.44	11	267,800.00	9,836.00	3,224	101
		81	85,835.00	7,134.00	6,965	85
51	1,634.46	14	110,100.00	4,223.00	4,892	27
		135	60,700.00	5,190.00	5,444	91
7	1,329.35	59	1,304,010.00	21,300.00		438
		131	99,175.00	11,965.00		139
60	3,979.07	12	165,794.00	6,025.00	6,496	32
		79	42,372.00	2,898.00	5,705	78
212	5,204.66	13	395,500.00	11,430.00	7,123	75
		119	59,845.00	4,666.00	10,612	120
16,052	\$48,178.36	1,804	\$ 32,960,495.00	\$ 1,780,894.00	\$ 632,144	8,497
60	\$ 1,433.30	11,431	\$ 7,390,080.00	\$ 389,472.00	\$ 745,794	11,144
16,112	\$49,612.26	18,237	\$ 40,250,562.00	\$ 2,179,276.00	\$ 1,376,938	19,641

SCHOOL FINANCES
ABSTRACT B3—REPORTS OF COUNTY

County	School Building		
	Amoans only 1, 1910	Received from district tax	Received from other funding bonds
Adair	8,569.08	8,022.00	
Adams	26,702.00	4,072.00	
Adair	1,121.85	7,130.58	
Adair	4,309.58	5,980.00	
Adair	15,700.34	11,388.46	40,200.80
Adair	2,022.80	10,353.47	
Adair	2,812.63	9,143.91	1,300.00
Adair	32.20	1,601.37	1,000.00
Adair	307.26		85,731.75
Adair	27,178.00	22,912.08	21,174.64
Adair	2,063.12	4,620.20	25,947.00
Adair	3,870.68	11,522.43	1,463.53
Adair	9,025.44	7,282.54	38.03
Adair	30,547.08	14,747.39	
Adair	4,547.75	10,704.40	
Adair	1,030.03	16,289.37	
Adair	35,007.43	10,616.98	
Adair	2,037.36	6,792.61	
Adair	95,019.43	4,222.46	
Adair	9,801.02	15,470.27	
Adair	1,675.14	2,402.75	
Adair	7,495.00	15,651.82	61,131.90
Adair	1,358.96	9,212.70	
Adair	1,737.47	8,107.23	40,692.33
Adair	998.08	2,301.12	
Adair	2,398.29	11,041.70	700.00
Adair	3,304.00	6,905.00	
Adair	3,374.31	8,338.50	
Adair	2,470.87	17,208.82	
Adair	670.60	20,274.20	1,200.00
Adair	21,287.37	18,267.53	33,410.88
Adair	5,039.02	12,421.78	1,401.63
Adair	3,548.87	15,272.28	03,124.98
Adair	6,347.33	14,964.35	
Adair			40,971.00
Adair	2,830.28	3,922.97	
Adair	34,630.72	10,639.00	26,106.60
Adair	1,030.12		
Adair	12,264.44	2,800.01	25,000.00
Adair	5,904.35	4,199.81	
Adair	7,470.47	11,465.75	43,790.00
Adair	20,889.44	25,278.28	
Adair	751.16	7,137.77	22,247.00
Adair	2,378.50	2,471.88	
Adair	532.60	16,189.63	
Adair	30.70	5,892.80	
Adair	812.41	4,732.73	20,901.47
Adair	6,001.83	6,201.50	20,921.85
Adair	15,104.45	14,175.22	5,280.00
Adair	8,003.60	12,074.94	

SCHOOL BUILDING BOND FUND
SUPERINTENDENTS JULY 1, 1916-JUNE 30, 1917.

County	Bond Fund					
	Received from other sources	Total Debit or Credit	Paid on school building bonds	Paid interest on school building bonds	Paid for other purposes	On hand June 30, 1917
Adair	171.45	13,654.33	3,300.00	7,774.71	162.44	3,615.98
Adair	1,411.45	64,736.65	49,827.40	4,908.75		10,000.50
Adair	41.56	9,272.30	3,800.00		661.97	3,983.48
Adair		20,169.28	1,900.00	3,722.40	168.22	2,272.36
Adair	1,282.90	65,941.54	3,026.22	5,711.32	49,738.31	6,287.07
Adair	2,000.00	19,898.28	3,000.00	10,955.25	6.00	5,928.00
Adair	861.25	13,137.43	2,600.00	3,150.91		3,298.44
Adair	327.70	5,565.87	712.90	970.00		787.27
Adair		85,032.11				48,245.70
Adair	1,298.84	92,605.10	2,000.00	25,329.22	4,207.96	22,042.71
Adair	104.18	23,664.72	2,000.00	3,248.50	5,069.20	24,257.78
Adair	5.17	16,227.50	1,750.00	2,400.00		6,804.50
Adair	2,100.89	20,114.47	2,022.75	5,222.15	1,828.19	2,271.67
Adair	38.03	93,233.04	69,734.89	7,140.00	605.32	26,322.83
Adair	6.40	15,252.55	6,000.00	2,625.00	190.42	4,992.03
Adair	17,268.12	28,273.24	1,000.00	15,288.77	14,280.28	6,004.29
Adair	1,236.45	30,801.01	2,600.00	6,063.55	18,791.77	7,656.99
Adair	732.90	9,562.80	4,000.00	3,675.50	558.63	1,342.73
Adair	1,723.31	101,064.40	2,284.50	4,321.05	11,200.00	83,398.85
Adair	450.96	28,967.27	9,700.00	9,911.88	637.35	9,511.14
Adair	12.50	4,830.20	1,000.00	1,473.00		3,615.90
Adair	1,349.27	85,227.99	26,238.71	3,044.50	15,100.80	20,088.60
Adair	1,578.07	12,001.29		3,005.37	4,651.40	4,494.02
Adair	300.00	50,021.03	3,000.00	5,020.24	21,317.22	21,484.47
Adair	3,620.10	500.00		1,025.00	400.00	1,165.10
Adair	14,949.00	3,670.22	5,022.78	2,700.25	3,480.63	
Adair	144.18	10,474.26	1,600.00	3,204.20	45.40	5,624.20
Adair	121.60	14,181.24		7,622.30	2,515.20	3,970.26
Adair	711.81	20,861.69		14,283.40	.50	4,237.00
Adair	25,345.00	200.00	4,708.00	1,573.00		21,362.00
Adair	4,911.00	78,097.70		12,509.74	45,301.74	20,220.28
Adair	240.47	20,022.50	5,021.49	6,265.23	128.95	8,000.72
Adair	1,207.64	118,201.72	1,720.22	12,199.68	60,912.24	15,461.64
Adair	271.03	21,292.71	6,800.00	4,014.56	4,074.03	2,944.12
Adair	372.24	41,244.24		332.70	11,129.40	29,892.14
Adair	500.00	8,700.00	500.00	1,114.28	1,900.00	2,244.27
Adair	7,404.24	88,797.89	2,771.66	5,077.48	56,983.97	24,620.18
Adair		1,000.15				1,000.15
Adair	627.43	46,947.83	2,600.00	5,749.50	15,257.44	22,840.91
Adair	709.60	10,502.16	1,800.25	2,087.73	82.97	1,646.19
Adair	1,937.20	61,644.35	2,000.00	4,764.32	46,728.69	10,121.82
Adair	560.62	5,887.85	900.25	13,679.61	21,201.89	14,225.70
Adair	470.14	30,011.07	17,350.14	2,064.45		11,227.48
Adair		4,820.86	1,000.00	1,000.00		1,200.68
Adair	1,798.28	18,201.51	6,000.00	6,965.96	284.72	4,971.13
Adair	800.91	6,020.47		5,179.95		1,421.82
Adair	264.47	42,821.28	1,700.00	3,208.62	26,213.26	2,564.41
Adair	797.82	43,813.12	9,000.00	1,610.67	27,622.30	5,094.10
Adair		24,000.00	1,528.75	5,290.89	16,919.19	8,000.84
Adair		20,108.24	7,360.00	5,518.25		7,200.19

SCHOOL FINANCES.

Counties	School Building		
	Debit		
	On hand July 1, 1916	Received from district tax	Received from school building bonds
Johnson	1,462.22	225.23	
Jones	5,878.97	11,043.95	
Kiokuk	3,491.15	9,254.41	42,306.56
Kossuth	35,021.69	8,800.29	40,000.00
Lee	5,488.02	30,969.22	
Lincoln	11,490.00	23,305.20	21,995.00
Lodwick	3,464.00	2,827.92	3,700.00
Lucas	38.21	897.45	
Lyon	11,846.28	6,515.65	
Madison	1,442.54	4,404.73	625.12
Mahaska	7,369.37	8,475.23	22,149.72
Marion	568.40	3,102.25	77,115.75
Marshall	363.21	5,180.45	
Mills			
Mitchell	3,902.07	3,538.25	25,702.05
Monona	1,304.19	1,476.30	
Monroe	3,225.00	11,063.08	2,600.00
Montgomery	7,671.76	14,726.35	
Muscataine	3,108.49	17,702.45	
O'Brien	4,426.36	10,021.14	
Osceola	75.71	4,535.85	265.18
Page	3,989.49	1,222.89	
Palo Alto	9,901.94	6,712.41	74,079.12
Plymouth	8,369.14	9,315.00	
Pocahontas	44,259.01	7,090.17	3,258.29
Polk	46,816.83	102,170.28	55,000.00
Pottawattamie	7,835.54	461.17	3,500.00
Poweshiek			
Ringold	2.20	906.22	54,033.13
Sac	3,969.61	11,411.00	
Scott	4,085.46	40,354.85	
Shelby	2,281.18	10,900.79	50,000.00
Sioux	26,479.18	15,458.37	44.65
Story	37,218.05	29,707.72	5,068.36
Tama	9,074.22	13,254.51	20,000.00
Taylor	5,832.62	6,738.68	25,389.50
Union	5,696.25	8,465.63	
Van Buren	25,797.33	2,780.50	1,723.18
Wapello	2,515.81	7,536.97	
Warren	22,215.30	5,029.41	21,745.18
Washington	18,417.19	4,863.17	12,500.00
Wayne	3,024.35	4,898.42	
Webster	9,802.22	17,292.45	
Winnebago	3,150.10	12,272.04	
Winnechik	708.50	1,302.50	
Woodbury	1,512.77	5,945.96	
Worth	365.65	6,745.60	22,070.20
Wright	26,284.22	15,229.13	
Total	1,015,969.30	1,011,865.35	1,206,284.20

SCHOOL BUILDING BOND FUND—Continued

County	Bond Fund					
	Debit	Total Debit or Credit	Credit			
			Received from other sources	Paid on school building bonds	Paid interest on school building bonds	Paid for other purposes
Johnson	1,787.45		209.22	55.00	1,151.90	60.92
Jones	30.43	14,962.40	5,000.00	4,246.52		5,715.88
Kiokuk	4,243.21	26,486.64	10,730.87	2,540.78	20,152.04	24,071.25
Kossuth	2,866.37	34,668.31	6,000.00	5,810.50	21,134.29	21,923.61
Lee	457.98	16,487.94	5,000.00	2,177.01		4,210.30
Lincoln		27,225.72	2,130.00	21,285.02	12,601.45	24,259.21
Lodwick		9,485.61	1,500.00	1,650.75	3,154.12	3,417.08
Lucas		945.00	38.21	373.00	94.00	408.20
Lyon		18,004.50		2,620.60	7,258.48	5,346.59
Madison	182.00	6,629.91	2,012.00	2,229.07	11.89	1,306.05
Mahaska	6,229.70	44,423.05	2,700.00	4,302.50	29,263.26	9,422.05
Marion	1,430.98	82,299.41	1,000.00	2,225.00	27,022.15	49,514.29
Marshall	2,973.53	7,916.22		2,645.50	1,643.88	2,633.74
Mills						
Mitchell	1,333.06	21,908.03	28,672.26	4,000.00	60.63	2,775.14
Monona	2,079.58	982.78			283.05	1,267.77
Monroe	7,250.00			4,423.35	172.30	5,134.82
Montgomery	223.90	22,689.00	6,800.00	7,453.25	816.69	7,689.00
Muscataine	239.51	21,300.42	2,400.00	11,021.63	19.00	7,669.79
O'Brien		14,479.50	1,000.00	7,207.10	1,494.50	4,788.35
Oseola	1,131.25	5,887.97		4,628.30	1,306.50	53.47
Page		5,222.28	1,600.00	675.00		3,007.28
Palo Alto	35,382.63	20,223.84	7,968.08	9,227.94	42,534.22	42,534.22
Plymouth	17,664.14	2,501.00	5,254.80	19.00		9,890.34
Pocahontas	61,850.01	116,407.48	3,812.50	60,831.31	59,584.96	46,827.71
Polk	36,146.07	341,085.72	18,300.00	30,068.04	77,562.11	11,042.11
Pottawattamie	1,128.72	29,870.22	4,000.00	10,225.50	4,700.72	10,534.04
Poweshiek	35.41	806.58		602.50		224.06
Ringold	1,456.34	56,505.58	2,250.00	2,844.20	29,841.38	21,560.40
Sac		15,224.92	3,200.00	3,125.08	508.73	8,306.26
Scott	8,718.80	52,169.11	4,000.00	12,820.00	2,306.05	23,913.48
Shelby	69,200.97	7,150.00		1,150.00	22,052.56	22,052.01
Sioux	66.60	37,001.30	2,750.00	6,621.27	14,484.00	2,716.42
Story	389.81	60,224.51	6,601.00	10,668.49	25,171.55	16,687.17
Tama	2,029.90	45,919.79	5,000.00	7,719.05	25,024.42	5,225.72
Taylor	471.22	48,454.63	2,400.27	4,361.50	2,014.77	29,638.49
Union		14,051.88	4,000.00	4,301.05	215.91	4,224.24
Van Buren	55.64	29,242.63	2,816.00	2,916.02	15,823.97	17,746.05
Wapello	202.28	11,424.05	2,800.20	900.00	107.64	7,616.28
Warren	50,400.80	1,146.07	21,690.27	11,272.78	25,190.71	25,190.71
Washington	3,865.81	33,669.54	3,000.00	18,296.27	4,277.61	4,277.61
Wayne	226.52	8,600.50	3,000.00	3,074.05	119.11	1,220.34
Webster	779.70	26,684.97	2,750.25	12,370.36	1,444.25	11,669.67
Winnebago	1,648.55	19,254.20	9,000.00	7,646.35		1,844.44
Winnechik	1,079.09	2,985.00	1,100.00	266.89	2.71	1,716.09
Woodbury	7,428.72	500.00		4,141.80	628.34	2,280.00
Worth	6,393.24	1,506.50		7,064.45	36,362.24	678.26
Wright	43.26	66,137.40	3,000.00	5,978.64	46,266.28	5,053.88
Total	1,212,021.92	3,533,240.78	511,697.67	626,195.02	1,220,522.47	1,166,879.99

SCHOOL INDEBTEDNESS JUNE 30, 1917

ABSTRACT B4—REPORTS OF COUNTY SUPERINTENDENTS.

Counties	Outstanding Bonds and Interests Bearing Warrants		
	Bonds	Warrants	Total
Adair	\$ 85,000.00		\$ 85,000.00
Adams	9,000.00	1,018.79	10,018.79
Allamakee	178,300.00	853.48	179,153.48
Appanoose	51,400.00	7,083.74	58,483.74
Audubon	117,000.00	1,602.21	118,602.21
Benton	213,707.96	1,302.02	215,009.98
Black Hawk	277,000.00	81,618.08	358,618.08
Boone	276,470.21	21,395.21	297,865.42
Bremer	70,000.00	6,971.30	76,971.30
Buchanan	227,000.00	7,416.54	234,416.54
Buena Vista	496,000.00	19,342.97	515,342.97
Butler	246,000.00	6,787.61	252,787.61
Calhoun	2,500.00	614.12	3,114.12
Carroll	189,700.00	1,000.00	190,700.00
Cass	260,300.00	1,257.00	261,557.00
Cedar	70,000.00	693.29	70,693.29
Cerro Gordo	65,500.00	6,385.99	71,885.99
Cherokee	247,000.00	807.85	247,807.85
Chickasaw	74,800.00	1,982.84	76,782.84
Clarke	108,000.00		108,000.00
Clay	183,700.00	1,900.00	185,600.00
Clayton	25,400.00	21,322.67	46,722.67
Clinton	241,600.00	7,456.68	249,056.68
Crawford	213,900.00	32,573.02	246,473.02
Dallas	240,000.00	3,478.12	243,478.12
Davis	35,000.00	4,490.97	39,490.97
Deaatur	69,003.40	1,677.20	70,680.60
Delaware	127,500.00	18,039.20	145,539.20
Des Moines	211,100.00	2,154.21	213,254.21
Dekinson	200,000.00	15,388.79	215,388.79
Dubuque	121,000.00	414,547.00	535,547.00
Emmet	283,000.00	6,669.33	289,669.33
Fayette	92,800.00	24,479.97	117,279.97
Floyd	283,000.00	2,250.22	285,250.22
Franklin	271,100.00	11,942.34	283,042.34
Fremont	35,000.00		35,000.00
Greene	211,000.00	800.36	211,800.36
Grundy	152,074.28	4,445.40	156,519.68
Guthrie	117,000.00	793.20	117,793.20
Hamilton	124,000.00	2,274.63	126,274.63
Hancock	141,500.00	2,556.48	144,056.48
Hardin	249,000.00	5,454.20	254,454.20
Harrison	369,700.00	42,038.94	411,738.94
Henry	71,001.00	2,946.08	73,947.08
Howard	22,500.00	6,063.21	28,563.21
Humboldt	214,000.00	9,191.08	223,191.08
Ia	154,000.00	803.49	154,803.49
Iowa	123,000.00	9,404.05	132,404.05
Jackson	82,500.00		82,500.00
Jasper	211,000.00	27,210.84	238,210.84
Jefferson	109,000.00	1,118.80	110,118.80
Johnson	350,000.00	9,862.72	359,862.72
Jones	127,000.00	537.48	127,537.48

SCHOOL INDEBTEDNESS JUNE 30, 1917—Continued.

County	Outstanding Bonds and Interests Bearing Warrants		
	Bonds	Warrants	Total
Knox			
Kossuth	161,000.00	4,526.72	165,526.72
Lee	227,275.00	12,000.00	239,275.00
Linn	95,440.00	8,973.73	104,413.73
Louis	36,700.00	3,150.32	39,850.32
Lucas	18,800.00	920.00	19,720.00
Lyon	57,043.00	3,500.20	60,543.20
Madison	44,500.00	10,849.00	55,349.00
Mahaska	31,085.00	7,629.49	38,714.49
Marion	171,700.00	5,973.59	177,673.59
Marshall	252,400.00	8,283.26	260,683.26
Mills	28,700.00	7,244.42	35,944.42
Mitchell	1,000.00		1,000.00
Monona	31,000.00		31,000.00
Monroe	95,000.00	1,378.20	96,378.20
Montgomery	220,500.00	925.94	221,425.94
Muscatine	274,150.00	2,079.27	276,229.27
O'Brien	169,500.00	11,067.20	180,567.20
Oceola	55,909.64		55,909.64
Pago	222,500.00	806.07	223,306.07
Palo Alto	222,500.00	2,300.40	224,800.40
Piatt	109,000.00	5,526.67	114,526.67
Pocahontas	200,500.00	1,235.86	201,735.86
Polk	2,124,700.00	6,170.22	2,130,870.22
Polk	2,124,700.00	6,170.22	2,130,870.22
Poweshiek	107,000.00		107,000.00
Ringgold	167,000.00	3,716.87	170,716.87
Sac	145,500.00	4,161.03	149,661.03
Scott	705,000.00	801.62	705,801.62
Shelby	220,000.00	7,204.54	227,204.54
Sioux	128,500.00	5,997.67	134,497.67
Story	44,200.00	17,272.22	61,472.22
Tama	115,200.00	5,210.00	120,410.00
Taylor	191,100.00	2,452.26	193,552.26
Union	106,300.00		106,300.00
Van Burn	194,798.00	9,173.22	203,971.22
Wapello	122,000.00	15,179.00	137,179.00
Warren	85,700.00	5,000.00	90,700.00
Washington	35,700.00	4,082.69	39,782.69
Wayne	31,200.00	8,285.00	39,485.00
Webster	323,000.00	19,972.10	342,972.10
Winneshiek	142,000.00	6,250.00	148,250.00
Woodbury	1,301.00	669.22	1,970.22
Woodbury	94,000.00	5,509.91	99,509.91
Wright	201,007.30	14,038.18	215,045.48
Total	\$ 17,204,929.82	\$ 1,106,450.26	\$ 18,311,380.08

MEETINGS, VISITATION, COMPENSATION
ABSTRACT DI—REPORTS OF COUNTY SUPERINTENDENTS

County	Educational Meetings			School Visitation		Compensation and Expenses	
	County association	Township meetings	Educational meetings	School rooms visited since last report	No. different visits made by county superintendent	Amount received by county superintendents 1916 to June 30, 1917	Amount paid by county superintendents from July 1, 1916 to June 30, 1917
Adair	No	No	30	196	225	1,500.00	488.77
Adams	Yes	No	6	104	120	1,500.00	291.25
Allamakee	Yes	Yes	12	50	131	1,500.00	87.18
Appanoose	No	No	5	336	229	1,500.00	265.60
Autonob	No	No	8	125	196	1,500.00	137.01
Benton	No	No	8	185	215	1,500.00	80.85
Black Hawk	No	No	6	100	130	3,000.00	730.00
Boone	No	No	7	214	256	1,500.00	245.00
Bremser	No	No	6	148	246	1,500.00	67.00
Bushman	No	No	7	160	215	1,500.00	651.80
Buena Vista	No	No	5	185	190	1,500.00	250.00
Butler	No	Yes	15	185	216	1,500.00	301.28
Calhoun	No	No	36	130	240	1,500.00	630.00
Carroll	No	No	7	167	270	1,500.00	100.00
Cass	No	No	13	160	110	1,500.00	189.25
Cedar	No	No	11	75	75	1,500.00	72.20
Cerro Gordo	Yes	No	30	135	170	2,000.00	1,143.39
Cherokee	No	No	2	262	363	1,500.00	622.28
Chickasaw	Yes	No	2	143	229	1,500.00	600.00
Clarke	Yes	No	1	133	161	1,500.00	215.00
Clay	Yes	No	5	123	140	1,500.00	504.00
Clayton	Yes	No	4	312	312	1,500.00	600.00
Clinton	No	No	8	164	101	1,792.00	405.00
Crawford	No	No	6	292	330	1,750.00	310.00
Dallas	No	No	7	102	178	1,250.00	600.00
Davis	No	No	4	78	25	1,500.00	84.60
Decatur	Yes	No	15	130	130	1,500.00	128.00
Delaware	No	No	4	134	102	1,500.00	186.75
Des Moines	No	No	7	95	102	1,500.00	545.00
Dickinson	No	No	2	77	125	1,500.00	248.84
Dubuque	Yes	No	8	135	140	1,500.00	600.00
Emmet	No	Yes	7	129	268	1,500.00	30.00
Fayette	No	No	5	128	140	1,500.00	600.00
Floyd	No	Yes	9	183	190	1,500.00	154.27
Franklin	No	No	5	147	163	1,500.00	250.00
Fremont	No	No	11	118	130	1,500.00	568.00
Greene	Yes	No	6	180	190	1,500.00	290.25
Grundy	No	No	17	148	162	1,500.00	268.67
Guthrie	No	No	8	200	250	1,500.00	300.00
Hamilton	No	No	5	155	159	1,500.00	600.00
Hancock	No	No	2	98	22	1,500.00	72.25
Hardin	Yes	No	33	143	200	1,500.00	275.00
Harrison	Yes	No	2	100	162	1,500.00	424.60
Henry	No	No	4	109	172	1,500.00	86.35
Howard	No	No	8	67	117	1,500.00	190.62
Humboldt	Yes	No	12	174	297	1,500.00	304.25
Ida	Yes	Yes	6	95	105	1,680.00	615.00
Iowa	No	No	5	211	174	1,500.00	615.00
Jackson	No	No	10	200	215	1,500.00	14.00
Jasper	No	Yes	14	203	230	1,500.00	697.00
Jefferson	Yes	No	7	158	256	1,500.00	190.00

MEETINGS, VISITATION, COMPENSATION.—Continued

County	Educational Meetings				School Visitation		Compensation and Expenses		
	County association	Township meetings	Educational meetings	School officers	School rooms visited since last report	No. different visits made by county superintendent	Amount received by county superintendents from July 1, 1916 to June 30, 1917	Amount paid by county superintendents from July 1, 1916 to June 30, 1917	
Johnson	No	No	4	---	183	198	1,540.00	720.00	
Jones	No	Yes	40	---	145	181	1,500.00	400.00	
Keokuk	Yes	No	7	1	215	220	1,500.00	600.00	
Kossuth	No	No	5	---	170	193	1,500.00	750.00	
Lee	Yes	No	6	5	200	215	1,500.00	24.00	
Linn	Yes	No	10	---	212	212	2,000.00	700.00	
Louis	Yes	No	4	---	111	155	1,500.00	331.50	
Lucas	Yes	Yes	5	8	148	183	1,500.00	600.00	
Lyon	Yes	Yes	8	---	158	167	1,900.00	400.00	
Madison	Yes	No	6	---	161	212	1,500.00	112.16	
Mahaska	Yes	Yes	25	---	180	230	1,500.00	600.00	
Marion	No	Yes	11	12	200	500	1,900.00	871.65	
Marshall	Yes	5	6	---	189	205	1,500.00	277.00	
Mills	No	No	4	1	150	179	1,600.00	290.80	
Mitchell	No	No	6	2	170	275	1,500.00	300.00	
Monona	Yes	No	4	6	300	228	1,900.00	60.00	
Monroe	Yes	Yes	5	6	167	175	1,500.00	104.10	
Montgomery	No	Yes	5	---	109	199	1,500.00	28.18	
Muscatine	Yes	No	12	---	98	115	1,900.00	600.00	
O'Brien	No	No	3	---	300	247	1,500.00	300.00	
Osceola	No	Yes	5	3	96	131	1,500.00	197.24	
Page	Yes	Yes	20	1	190	197	1,800.00	630.75	
Palo Alto	Yes	No	6	1	112	150	1,500.00	695.00	
Plymouth	No	Yes	10	---	220	175	1,500.00	300.00	
Pocahontas	No	No	5	---	135	159	1,500.00	400.00	
Polk	---	Yes	23	19	211	223	2,000.00	1,008.75	
Pottawattamie	No	No	11	2	108	304	1,500.00	932.00	
Poweshiek	No	No	6	---	190	190	1,500.00	628.00	
Ringgold	Yes	No	6	---	138	122	1,900.00	66.00	
Sac	No	No	4	1	112	120	1,500.00	800.00	
Scott	No	No	5	1	131	145	1,500.00	720.00	
Shelby	No	Yes	6	---	182	195	1,500.00	119.00	
Sioux	No	No	5	---	220	250	2,000.00	900.00	
Story	Yes	No	14	1	230	350	1,900.00	900.00	
Tama	No	No	6	---	217	217	1,500.00	550.00	
Taylor	No	No	8	3	116	122	1,500.00	236.25	
Union	No	Yes	5	---	83	102	1,500.00	---	
Van Buren	Yes	Yes	3	1	148	153	1,500.00	250.00	
Wapello	Yes	Yes	6	3	153	175	1,500.00	790.00	
Warren	No	No	2	---	110	172	1,500.00	600.00	
Washington	No	No	4	1	132	161	1,900.00	604.25	
Wayne	No	Yes	1	1	122	30	1,500.00	480.00	
Webster	Yes	Yes	8	12	100	195	1,500.00	435.00	
Winnebago	No	No	6	---	165	183	1,500.00	307.00	
Winneskeo	No	No	20	2	175	300	1,900.00	280.00	
Woodbury	Yes	No	9	2	250	370	2,000.00	720.00	
Worth	No	No	26	---	193	200	1,500.00	348.00	
Wright	Yes	Yes	11	1	152	238	1,900.00	780.00	
Total	---	---	608	175	16	15,598	18,174	8152,006.64	\$ 43,492.70

ABSTRACT [E]—REPORTS OF

Counties	Where Held	Sessions		Teachers in Attendance			
		Commencing	Continuing days	Males	Females	Total	
							Sessions daily
Wapello	Ottumwa	Sept. 28, 1916	2	12	144	157	
Warren	Indianola	Dec. 14, 1916	2	23	135	158	
Washington	Washington	Oct. 19, 1916	2	20	193	213	
Waynes	Corydon	Dec. 7, 1916	2	21	168	189	
Webster	St. Dodge	Oct. 19, 1916	2	9	217	226	
Winnebago	Forest City	Nov. 16, 1916	2	14	156	170	
Winneshek	Decorah	Oct. 5, 1916	2	15	270	285	
Woodbury	Sioux City	Jan. 30, 1917	2	55	448	503	
Worth	Northwood	Oct. 9, 1916	2	12	136	148	
Wright	Bismuck	March 23, 1917	2	30	280	310	
Total			2	3	2,070	20,614	22,684

COUNTY SUPERINTENDENTS.—Continued.

Receipts							Institute Fund			
On hand July 1, 1916	Examination fees from 1916 to June 30, 1917	Normal training examination fees from 1916 to June 30, 1917	State appropri.	County appropriations	Incidentals and other sources	Totals	Expenditures			
							Lectures	Incidentals	On hand, June 30, 1917	
273.58	124.50	20.50	50.00	-----	-----	468.58	170.00	20.77	-----	277.81
86.54	110.00	24.00	50.00	150.00	-----	420.54	214.37	33.77	-----	172.70
165.84	82.00	13.00	50.00	150.00	-----	460.84	222.50	47.75	-----	190.59
177.74	77.00	29.50	50.00	150.00	-----	484.74	230.29	27.00	-----	227.45
784.30	147.00	12.50	50.00	-----	-----	993.80	251.00	60.30	-----	702.50
86.33	103.00	29.00	50.00	-----	-----	268.33	221.75	5.10	-----	141.48
215.87	113.50	-----	50.00	150.00	-----	529.37	248.00	89.00	-----	217.37
568.16	207.00	28.00	50.00	-----	-----	953.16	504.34	-----	-----	398.82
274.68	40.50	36.50	50.00	150.00	-----	551.68	101.38	-----	-----	430.30
143.05	109.50	17.50	50.00	150.00	-----	470.05	355.24	100.58	-----	5.23
\$35,932.31	\$8,900.00	\$2,223.50	\$5,000.00	\$12,050.00	-----	\$73,155.81	\$24,613.00	\$26,961.26	\$2,330.42	\$35,411.32

INSTITUTE FACULTIES.

ABSTRACT [E-1]—REPORTS OF COUNTY SUPERINTENDENTS.
INSTITUTE FACULTIES—JULY 1, 1916, to JUNE 30, 1917.
INSTRUCTORS AND LECTURERS.

Adair County—W. W. Patty, R. R. Brourink, Louise Maulsby, C. A. Fullerton, W. H. Davis, Catherine McGuire, Ruby Lorraine, L. E. Gibson, G. N. Wilson, F. P. Reed, C. A. Hayden.

Adams County—Mary C. Larson, D. R. Earle, R. Farrar, Mary B. Richardson, Rae Spensson, E. E. Lewis, A. E. Bennett.

Allamakee County—W. L. Feck, Dr. Preston, W. Search, Dr. Frank S. Fox, Prof. Edwin B. Evans, Dr. Otto Svebakken.

Appanoose County—Janet Wilson, J. C. McGlade, E. Grace Rait, A. McMurry, Geo. H. Betts, O. Hutchinson, Bernice Gilbert.

Audubon County—Ella Stearns, Mrs. A. B. Funk, Mrs. E. B. Wilson, Dr. Geo. Betts, R. K. Farrar.

Benton County—Linnie E. Schloeman, M. V. O'Shea, Frank E. Brown, Alice Inskip, Emma Watkins, D. L. Coffman.

Black Hawk County—H. C. Moeller, L. D. Coffman, W. H. Bender, Belle Schofield, D. R. Earl, C. W. Kline, A. T. Hukill, A. H. Speer, C. A. Fullerton.

Boone County—Gracia E. Tucker, Cora Mell Patten, Dean David Cloyd, Sara F. Rice, Nellie Harvey.

Bremer County—May E. Francis, Joy Smock, Mabel Horner, Ernest Horn, Avis Grawe, J. C. Cunningham, W. H. Bender, F. E. Correll, Kate Logan, Gertrude Tyrrell.

Buchanan County—A. E. Jewett, Lotus D. Coffman, A. E. Bennett, Edna E. Lowe, A. St. Clair MacKenzie.

Buena Vista County—A. E. Hanson, John L. Cherney, Horace Ellis, G. N. Wilson, D. E. Cloyd, Irving H. Hart, J. W. Parkhill.

Butler County—Benj. Boardman, C. A. Fullerton, Mrs. Ida Nolan-Reynolds, Dr. Starbuck, Dr. H. R. Pattengill.

Calhoun County—Genette Lewis, Dr. Nicholas Knight, Ina Johnson, C. H. Meyerholz, Margaret D. Buckner, Dr. C. M. Shepherd.

Carroll County—Geo. Galloway, Rose N. Parker, F. C. Ensign, D. R. Earl, H. C. Roelofs, M. E. Haggerty, E. T. Housh.

Cass County—Mary Larson, M. C. Galpin, A. E. Bennett, Chas. S. Medbury, Ernest Horn, Chas. Fordyce, B. R. Driggs.

Cedar County—Mildred R. Yule, H. L. Sedgwick, R. K. Farrar, H. R. Pattengill.

Cerro Gordo County—Fred D. Cram, Preston W. Search, H. R. Pattengill, Mrs. Ida Nolan-Reynolds, C. A. Fullerton, L. E. Gibson.

Cherokee County—Lew McDonald, Ruth Sumpter, Lena Gats, Jennie Follock, Margaret Montgomery, J. C. McGlade, Fred Cram, W. F. Barr, Henry Buntley, C. E. Avis.

Chickasaaw County—Esther H. Swenunson, O. T. Corson, Arthur MacMurray, Macy Campbell, Belle Schofield, Harriett O. Kenon, Edna Lowe, Chas. Meyerholz.

Clarke County—Bessie Hart, Ida Roberts, F. P. Reed, H. L. Eells, Mrs. C. W. Hummel, Effie Schuneman, H. C. Cummins, David Riley Earl, J. W. Jarnagin.

Clay County—D. M. Odle, J. E. Stout, Macy Campbell.

Clayton County—Carl F. Becker, C. P. Colgrove, F. E. Palmer, A. E. Keford, M. M. Kingland, Lucia Rogzman, Florence T. Coie.

Clinton County—C. C. Cozens, C. A. Fullerton, Belle Schofield, Macy Campbell, Edwin D. Starbuck, S. A. Coustis, C. L. Fitch, Jas. A. Woodruff.

Crawford County—F. N. Oiry, Lillian Miller, Winifred Wright, Eleanor M. Lally, Anna M. Brady, E. Lewis, C. P. Colgrove.

Dallas County—Carolyn E. Forgrave, Doctor G. H. Betts, J. H. Beverage, A. C. Fuller, Frank Linderman, J. W. Studebaker, F. L. Mahannah, Mrs. Anna L. Burdick, J. M. Davis.

Davis County—Agnes McConnell, Arthur Bennett, Herbert Martin, C. H. Meyerholz, Grace Rait, Bertha Droun, E. E. Lewis, Lemuel Gibson.

Decatur County—Mabel Horner, Mr. R. Fayram, Nettie S. Funk, Kate B. Logan, C. W. Wasson, Henry Grise, John Munroe, C. B. Woodstock, Mabel Carlisle.

Delaware County—F. P. Walker, A. E. Bennett, Edna E. Lowe, L. D. Coffman, L. Oucley, A. S. MacKenzie.

Des Moines County—Dr. Carroll Pearce, Dr. Livingston C. Lord, D. J. W. Seanson, Cora M. Hamilton, Dr. A. E. Bennett, Dr. Ed. A. Steiner.

Dickinson County—Jennie R. Bailey, C. H. Bailey, Mrs. A. B. Funk, Kate Smith, Jessie Shillinglaw, C. F. Brown, J. W. Hart, Mrs. E. B. Wilson.

Dubuque County—Joseph Flynn, Preston W. Search, Joseph Mullen, Mary A. Brownson, Brunhilde Manger, Florence Delaney, C. T. Benson, T. P. Ratcliffe, Emmet County—Ida A. Davis, Arthur E. Bennett, Nettie S. Funk, Mrs. E. B. Wilson, C. A. Fullerton, Marguerite M. Housay.

Fayette County—Belle Thayer Coker, Jennie Feisenbeck, David Riley Earl, Dr. Herbert Martin, Dr. C. P. Colgrove, Jennie L. DeNorth.

Floyd County—Mary D. Korinke, C. A. Fullerton, C. P. Colgrove, H. R. Pattengill, Ernest Horn, F. T. Vaasy.

Franklin County—Harry J. Henderson, R. K. Farrar, H. R. Pattengill, C. P. Colgrove, Dorothy Scott, Bruce W. Tallman, Maud Whitelissa, Martha Gilbert.

Fremont County—Mabel G. Jones, Mrs. E. B. Wilson, Preston W. Search, Ernest Horn, Mrs. Ella Ford Miller, J. R. Jewell, Mrs. J. H. Winstrom.

Greene County—H. C. Roelofs, Theresa Dansdill, P. E. McClellan, Ernest Horn, C. W. Davis, C. E. Avis.

Grundy County—D. R. Earl, Thomas E. Johnson, Miss Zoe Smith, Emma Watkins, Estella Swem, H. R. Pattengill, Edgar S. Kindly, George Dunlap.

Guthrie County—O. G. Hamilton, Geo. C. Betts, Mrs. E. B. Wilson, Adam Pickett, Murray Campbell, W. S. Smiley, Louise Maulsley, Cora Thomas, Z. C. Thornburg.

Hamilton County—E. F. Snow, Anna Schumaker, W. V. O'Shea, A. E. Bennett, D. M. Kelly, Maude Fretz.

Hancock County—F. E. Palmer, H. R. Pettengill, Anna Shoemaker, L. E. Gibson, Mrs. Ida Nolan-Reynolds, H. L. Cecil.

Harrison County—Blanche Stoddard, George H. Betts, C. A. Fullerton, Glenn N. Merry, Anna L. Burdick, Helen S. Hartley, D. R. Earl, Ben H. Walker.

Harrison County—Susie Tamsiea Faith, C. A. Fullerton, D. E. Cloyd, J. E. Foster, A. W. Graham, Bertha Cadwell, Anna Kerley.

Henry County—Carolyn Campbell, Edward Starbuck, A. E. Bennett, Carroll G. Pearce, Edward A. Steiner, J. W. Seanson, L. C. Lord, Cora M. Hamilton.

Howard County—Zina Feasenden, Prof. M. V. O'Shea, Prof. Ernest Horn, Mrs. Maud Brown-Curtis, Jennie DeMuth, Prof. Powers, Lilla G. English.

Humboldt County—Clarence Messer, Belle C. Schofield, A. C. Fuller, Jr., C. P. Colgrove, J. C. Cunningham.

Ia County—Wilson Jones, G. W. Sampson, May-Swearngen, Amy Arey.

Iowa County—G. A. Yoakam, Preston W. Search, Chas. E. Myerholz, F. E. Brown, Macy Campbell.

Jackson County—E. R. Stoddard, E. E. Lewis, Ida Feisenbeck, Ada Anderson, Margaret McKee, Arthur E. Bennett, John Cherney.

Jasper County—Olive Shriner, Dr. Ernest Horn, Ida Feisenbeck, F. J. Kelly, Dr. Geo. Betts, Prof. John E. Stout, J. C. McGlade, Prof. H. L. Eells, Prof. H. P. Smith.

Jefferson County—June Childester, Ethel M. Maxfield, Jennie DeMuth, C. W. Mountain, Geo. Enkuch, Dr. A. E. Bennett, Cora Hamilton, Dr. A. E. Steiner, Carroll Pearce, C. Lord, Sara Rice, J. W. Seanson, E. D. Starbuck.

- Johnson County—N. E. Hoesenius, Dr. Preston W. Search, Prof. Geo. H. Betts, Macy Campbell, Dr. Chas. Meyerholz, Prof. Frank E. Brown, Dr. W. A. Jessup.
- Jones County—Kate Maurlice, Blanche Van Houten, N. M. Harter, D. R. Earl.
- Kekuk County—Harry S. McKivier, F. G. Blair, P. E. McClenahan, H. L. Ellis, J. J. Williams, G. H. Hilyard, W. A. Jessup.
- Kossuth County—William Shirley, Prof. John Stout, Dr. R. H. Sylvester, Paul E. Voelker, Miss Lucia Wallace.
- Lee County—E. C. Lynn, J. W. Searson, W. J. Bagley, Geo. Galloway, F. C. Ensign, M. V. O'Shea.
- Linn County—A. B. Alderman, Lulu B. Secrist, M. E. Francis, A. G. Thurman, H. E. Miller, M. L. Howell, E. S. Kindly, J. F. Newton, Verne Marshall, Alice Inskoop, Estella Swam, Dr. G. H. Betts, Dr. E. A. Steiner, Josephine Lary, E. E. Lewis, Floc E. Correll, Dr. C. W. Flint, Dr. J. A. Marquis.
- Louisia County—Izola M. Sweeney, Dr. Arthur E. Bennett, Prof. Frank E. Brown, Nellie M. Fields, L. E. Gibson.
- Lucas County—Myrtle A. Dungan, Dr. G. H. Betts, Cora M. Patton, C. E. Avis, Mrs. Hummel.
- Lyon County—E. F. Gillman, Dean D. E. Cloyd, Harry E. Bradford, Francis Lavender, E. C. Bishop, John E. Foster, Dr. A. E. Kepford.
- Madison—Carrie E. Ludlow, Blanche Goudy, Mrs. E. B. Wilson, Dean L. A. Biezak, Dr. C. P. Colgrove.
- Mahaska County—Jessie L. Duboc, Chas. Gray Shaw, A. E. Bennett, Frank E. Brown, J. C. Cunningham, Mrs. Ella Ford Miller, A. E. Fuller, Kate R. Logan, Mrs. E. B. Wilson.
- Marion County—Mae Goldizen, Frank E. Brown, Chas. Gray Shaw, A. C. Fuller, A. E. Bennett, Mrs. E. B. Wilson, Francis Sherwood, Ernest Iler.
- Marshall County—C. E. Shutt, Blanche Goudy, Elizabeth Wellemeyer, E. E. Lewis, Ida N. Reynolds, H. H. Seerley, Frank Brown, J. C. McGlade.
- Mills County—Geo. E. Masters, C. P. Colgrove, E. E. Lewis, Ida Fessenbeck, C. T. Benson, B. E. Dill, Mable Horner.
- Mitchell County—C. W. Bond, Preston W. Search, Hazel Waylor, H. R. Pattengill, I. H. Hart, Prof. Gibson.
- Monona County—Ella M. Gardner, A. C. Fullerton, A. E. Bennett, H. R. Pattengill, Bertha Cadwell.
- Monroe County—Harry Kias, F. T. Vasey, Bertha E. Drown, Dr. Herbert Martin, F. C. Ensign, Edwin Barlow Evans.
- Montgomery County—Elizabeth Hugas, Dr. J. R. Jewell, Dr. P. W. Search, Dr. E. E. Horn, Dr. F. C. Ensign, Mrs. E. B. Wilson, Mrs. Ella F. Miller, J. R. Inman, Wm. C. Beers.
- Muscatine County—E. D. Bradley, E. B. Evans, H. R. Pattengill, L. E. Gibson, J. W. Merrill.
- O'Brien County—J. W. Billingsley, R. K. Farrar, S. H. Buntley, Mary Richardson, Amy Arey, F. E. Ensign, M. E. Haggerty.
- Osceola County—Mary E. DeBoos, J. W. Studebaker, Chas. Myerholz, J. R. McArelly, Rea Stephenson, M. R. Fayram, Mrs. A. Cajacobs.
- Page County—Agnes Samuelson, Dr. C. H. Myerholz, Dr. M. V. O'Shea, Dr. Geo. H. Betts, Alberta Powell Heald, Macy Campbell, Frank D. Joseph.
- Palo Alto—Margaret Ryan, Marguerite Hussey, C. H. Meyerholz, Prof. G. H. Betts, Julia Larson.
- Plymouth County—Erna H. Plath, Theresa Dansdill, Flo Correll, S. H. Buntley, C. E. Avis.
- Pocahontas County—Grace D. Bradshaw, Dr. Colgrove, Dean Barr, Prof. McGlade.
- Polk County—Z. C. Thornburg, Pearl DeJarnette, Anna L. Burdick, J. Eaton, J. W. Studebaker, Emma Gratton, Elizabeth Burney, Louise Weaver, Mrs. A. B. Funk, Dean Cloyd, Dean Bennett, Dean Barr, Ella Ford Miller.
- Pottawattamie County—F. J. Puryear, J. L. Cherney, Nathaniel Butler, J. G. Masters, W. A. Bailey, L. H. Van Hutten, Lillian Beach, J. H. Beveridge.
- Poweshiek County—Estelle Coon, John L. Cherney, Ray Stephenson, J. H. Beveridge, J. C. McGlade.
- Ringgold County—Louise Askren, C. E. Avis, C. H. Bailey, Kate Logan, M. R. Fayram, C. W. Wasson.
- Sac County—John Slacks, J. M. Wilson, D. E. Cloyd, Horace Ellis, J. L. Cherney, T. B. Stewart, Lou Watson.
- Scott County—Henry E. Ronge, Edwin G. Starbuck, Geo. H. Betts, W. A. Furr, F. J. Kelly.
- Shelby County—J. H. Beveridge, Lillian Beach, Margaret Hussey, A. N. Farmer, Edna E. Lowe, H. R. Pattengill, J. C. McGlade, E. C. Bishop.
- Sioux County—F. E. Fuller, Blanche Goudy, J. E. Stout, S. H. Buntley, M. G. Clark, J. C. Cunningham, Mrs. Louise H. Campbell, Max Mahaney.
- Story County—Maud Wakefield, Arthur E. Bennett, Geo. H. Betts, Mrs. Maud Curtis, Warren E. Pollard, Lena Livingston.
- Tama County—Mary E. Richards, L. L. Coffman, M. V. O'Shea, J. C. McGlade, Mrs. Curtis.
- Taylor County—Allie Nelson, Dr. J. R. Jewell, Mrs. E. B. Wilson, Miss Dorothy Scott.
- Union County—William Bell, J. C. McGlade, D. E. Cloyd, E. E. Lewis, Francis S. Lavender, Dorothy Scott, E. E. Watson.
- Van Buren County—Lizzie V. Meredith, Frank D. Joseph, J. W. Searson, Edwin D. Starbuck, Henry S. Curtis, E. J. Ashbaugh.
- Wapello County—R. L. Gardner, Henry S. Curtis, Edward S. Kindly, J. W. Searson.
- Warren County—W. M. McGee, Edna Thomas, O. E. Smith, Lemuel E. Gibson, Arthur McMurry, Ernest Horn, J. W. Campbell.
- Washington County—Katherine Stichter, Dr. W. A. Jessup, E. H. Wilson, Sarah L. Rice, F. G. Blair, Miss Vera Shearer.
- Wayne County—Jennie L. Clark, Grace Rait, J. C. McGlade, J. E. Stout, John Barnes, Frank D. Joseph.
- Webster County—Anna A. Johnson, Anna Shewmaker, Francis Lavender, Ina Johnson, Maud L. Fretts, D. M. Kelly, M. R. Fayram, M. V. O'Shea, A. E. Bennett.
- Winnebago County—Jessie M. Parker, A. E. Bennett, J. C. McGlade, Belle Schofield, C. C. Swain, Mrs. Van How.
- Winneshek County—H. E. Miller, A. B. Alderman, W. A. Price, Preston W. Search, Eva M. Fleming, C. F. Pye.
- Woodbury County—T. B. Morris, J. A. Woodruff, N. D. Gilbert, F. G. Blair, G. M. Wilson, C. E. Avis, F. E. Perceval, Eloise Blakesley, Lillian G. Orr, Mary K. Gregg, A. N. Bone, N. G. Clark.
- Worth County—Bella Landerud-Sherven, Dr. H. Pattengill, Prof. C. C. Swain, Prof. J. C. McGlade.
- Wright County—M. L. Howell, S. C. Benson, A. E. Bennett, Mrs. E. B. Watson, Maud Thompson, A. B. Alderman, C. A. Fullerton, Chas. Fordyce, Edna Lowe.

SCHOOL LIBRARIES
ABSTRACT [G]—REPORTS OF

Counties	Number Volumes Purchased					
	From teachers fund	From school house fund	From contingent fund	Total from district fund	Total from voluntary effort	Total from all sources
Adair	63	221	284		284	25
Adams	35	35	35		35	35
Allamakee	303	447	712		712	6
Appanoose	197		300	717	6	723
Ashtabula		250	300	650		950
Black Hawk	47	215	243	300	442	
Bloom	586	850	1,436		6	1,442
Bremser	30	845	805	300	1,105	
Buchanan	633	1,500	2,133			2,133
Buena Vista	503	350	852			852
Butler	332	43	381	656		656
Calhoun	39	227	276	72	248	
Carroll	884	1,087	1,921		1,021	
Cass	667	404	1,011		1,011	
Cedar	65	211	307		307	
Cerro Gordo	84	224	308		308	
Cherokee						308
Chickasaw						308
Clarke	300	105	295		295	
Clay	224	22	673	1,019		1,019
Clayton	796	607	1,403	72	1,475	
Clinton	173	29	535	731		731
Crawford						731
Dallas	249	387	636		636	
Davis	30	259	279		279	
Decatur	169	176	329		329	
Delaware	629	677	1,316	84	1,616	
Des Moines	13	265	278	362		362
Dickinson						362
Dubuque	70	668	1,000	1,766		1,766
Emmet	63	1,500	1,563	62	1,625	
Fayette	371	299	670		670	
Floyd	24	75	150	249	42	291
Franklin	122	245	367		367	
Franklin	87	530	917		917	
Grimes	29	441	461		461	
Grundy	16	503	519	55	574	
Guthrie	37	106	139	150	289	
Hamilton	140	1,423	1,563		1,563	
Hancock	183	468	651		651	
Hardin	439	422	861		861	
Harrison	296	290	586		586	
Henry	60	329	410	100	839	
Howard	225	550	805	30	835	
Humboldt	238	50	327	625	944	
Ia	146	182	308		308	
Iowa	281	22	303		303	
Jackson		500	500	150	650	
Jasper	181	646	777		777	
Jefferson	105	409	500	50	550	

AND EXPENDITURES.
COUNTY SUPERINTENDENTS.

	Amount Expended				From money raised by voluntary efforts	Total from all sources	No. rural schools provided with suitable library cases	No. District Provided with Libraries		
	From teachers fund	From school house fund	From contingent fund	Total from district fund				Sub-districts	Rural Independent	City, town and villages
\$ 58.16	\$ 266.06	\$ 266.22		\$ 366.32	107	129	15	5		
11.00	14.80	25.86		35.80	25	61	20	5		
140.40	229.76	479.16		34.00	138	83	25	8		
36.73	677.59	677.59		677.59	11	42	15	11		
197.41	542.78	741.19	42.04	783.23	92	106		4		
296.62	\$ 159.22	260.04	701.28		701.28	135	71	84	12	
33.20		2,010.04	405.00		2,440.24	159	75	94	6	
465.45		904.66	1,370.11	16.00	1,386.11	112	61	49	12	
16.40		535.85	535.25	309.42	701.67	91	42	63	9	
221.49		942.10	1,268.59		1,268.59	72	77	61	11	
225.13		266.15	222.20		922.39	50	45	19	9	
228.86	25.44	144.70	265.20		366.90	119	80	36	11	
9.50		291.16	300.96	61.40	382.05		115	7	11	
26.23		906.23			904.45	100	119	15	12	
202.12		372.48	574.61		574.61	98	101	8	8	
38.70		281.46	217.16		317.16	73	90	22	14	
67.27	34.97	138.04	246.28		346.28	100	93	25	7	
60.59		206.57	300.24		300.24	125	119	7	8	
22.71		127.62	100.34		150.34	88	49	44	9	
90.26		247.04	227.30		327.30	77	78	24	4	
72.51		222.42	305.96		305.96	75	78	2	13	
178.10	36.61	429.96	272.60		579.59	63	132	39	15	
218.24		242.71	569.55	30.00	906.95	140	130	21	13	
101.00	74.26	504.76	680.02		900.02	155	159		11	
124.62		426.25	562.27		686.27	130	112	25	14	
16.12		236.00	322.12		322.12	39	27	29	7	
28.73		470.90	504.72	49.00	554.72	41	56	28	9	
906.43		466.29	1,289.72		1,359.72	103	93	11	30	
241.56		214.92	304.00		351.58	30	60	6	6	
8.40		542.37	556.77		556.77	50	53		8	
26.02	249.00	569.12	974.17		974.17	81	61	40	11	
16.00		528.15	505.13	80.40	665.28	62	65		8	
445.14		300.24	805.38		805.38	152	90	62	17	
14.00	87.78	170.61	399.31	24.25	399.56	96	84	12	5	
61.59		159.04	221.60		221.60	11	38	9	9	
41.22		460.07	621.29		621.29	90	90	12	9	
28.20		254.66	292.26		292.26	61	69	1	8	
81.90		533.89	543.70	21.50	594.29	52	45	64	9	
35.92		262.29	228.12		228.12	130	134	6	9	
105.17		889.83	902.69		902.69	105	97	24	9	
23.23		216.22	1,124.22		1,124.22	128	72		8	
146.15		467.65	467.65		467.65	95	70	49	13	
251.18		235.49	386.56		586.56	90	109	25	10	
32.65		440.19	492.24	85.00	577.24	53	27	68	9	
132.51		522.62	45.00		544.13	99	89	7	4	
101.04	80.83	417.00	610.87	216.00	877.27	77	68	8	13	
64.59		86.00	151.69		151.69	95	91		5	
58.50		76.13	134.99	400.42	625.41	99	70	46	7	
		430.44	430.44	75.00	505.44	70	35	39		
		541.42	669.85		699.85	134	140	29	14	
		188.79	413.49	80.60	622.25	67	60	21	6	

SCHOOL LIBRARIES

Counties	Number Volumes Purchased					
	From teachers fund	From school house fund	From contingent fund	Total from district fund	Total from voluntary effort	Total from all sources
Johnson	49		308	287	42	386
Jones	104	6	179	289	10	399
Kookuk	79		1,043	1,113		1,113
Kossuth	139	50	136	255	38	363
Lee	150		218	768	46	414
Linn	161		195	739		326
Louis	19		114	134		134
Lucas	279		197	476		476
Lyon	61		27	58	95	181
Madison	60		192	343		242
Mahaska	90	238	465	783	74	537
Marion	175		99	395		337
Marshall	259		676	859	185	1,011
Miller	92	10	654	716		716
Mitchell	60		100	100		260
Monona	15	92	86	193	69	258
Muskegon	75	69	65	209	489	489
Montgomery	28		106	134		141
Muscataine	45		887	922	7	932
O'Brien	30		225	265		263
Osceola	70		243	256		256
Page	512		543	859	12	868
Palo Alto						697
Plymouth	442		205	647		647
Pocahontas	122		30	152	81	233
Polk	454	16	1,207	1,681		1,681
Pottawattamie	210		315	631		631
Poweshiek	70		12	82		82
Ringgold						464.67
Rae			398	398		465
Scott	381		813	1,974	79	465
Shelby	165		329	393		462
Shoux	22		289	493		462
Story						462
Tama	123		318	442		442
Taylor	120		867	977	340	1,297
Union	431		444	875		875
Van Buren	22	53	514	589		589
Wapello						1,260
Warren	880	3	307	1,240		1,260
Washington	42		100	142		142
Wayne	49		410	450	69	519
Webster	127		615	732		732
Winneshago	221	156	643	990		990
Winnick	300		1,043	1,375		1,375
Woodbury			496	496		496
Worth	275		313	790		790
Wright	1,992		1,992	1,992		1,992
Total	19,788	1,742	38,477	60,397	3,078	63,286

AND EXPENDITURES—Continued.

Counties	Amount Expended						No. rural schools provided with suitable library cases	No. District Provided with Libraries			
	From teachers fund	From school house fund	From contingent fund	Total from district fund	From money raised by other efforts	Total from all sources		Sub-districts	Rural independent city, towns and villages	Total	
Johnson	36.32		231.72	248.07	66.50	314.57	148	113	43	5	
Jones	91.75	2.75	278.15	372.65	88.00	471.65	119	98	51	9	
Kookuk	43.92		799.71	837.63		837.63	40	23	47	17	
Kossuth	167.67	9.24	901.72	778.62	18.65	797.28	179	189	9	12	
Lee	77.46		178.66	255.92	30.00	275.92	95	47	48	8	
Linn	77.39		991.59	979.38		979.38	150	99	51	17	
Louis	1.59		331.57	333.07		333.07	88	40	6	6	
Lucas	136.50		176.45	307.15		307.15	88	32	8	4	
Lyon	51.89		34.90	76.85		102.83	49	30	10	8	
Madison	40.15		334.38	374.73		374.73	65	26	12	6	
Mahaska	35.99	258.19	454.85	704.96	37.00	807.50	40	58	49	11	
Marion	386.09		370.91	657.90		657.90					
Marshall	144.77		1,092.39	1,237.15	100.00	1,397.16	97	43	41	19	
Miller	16.31	5.74	466.27	488.32		488.32	82	19	68	7	
Mitchell	39.19		85.28	124.47		124.47	134.47	140	23	15	
Monona	14.49		141.61	156.27	42.90	254.78	78	98	14	10	
Muskegon	44.94	30.00	49.00	114.04	141.25	255.29	83	30	30	7	
Montgomery	39.26		111.25	149.91	24.75	165.66	96	76	21	6	
Muscataine	29.72		996.91	968.63		968.63	51	43	12	6	
O'Brien	30.00		248.94	288.94		288.94	123	128	1	7	
Osceola	43.94		138.83	182.36		182.36	83	83	1	5	
Page	244.92		309.52	514.44	7.75	822.19	108	69	43	13	
Palo Alto	117.87		84.05	201.92		201.92	194	104		9	
Plymouth	483.85		399.88	722.73		722.73	119	104	15	7	
Pocahontas	107.71		150.57	258.28		258.28	46	9		9	
Polk	883.29	7.00	1,189.43	1,569.71		1,569.71	79	99	23	10	
Pottawattamie	163.59		245.85	409.44		409.44	134	112	15	13	
Poweshiek	36.94		67.11	109.15		109.15	112	114	16	8	
Ringgold	5.00	150.00	309.67	464.67		464.67	24	37	61	11	
Rae			277.17	277.17	61.25	338.42	107	80	27	19	
Scott	162.17		693.89	843.97		843.97	99	76	19	11	
Shelby	17.08		144.93	162.35		162.35	62	69	1	6	
Shoux	148.12		292.92	466.22		466.22	154	100		12	
Story	372.89	36.98	962.22	1,259.08		1,259.08	104	61	23	17	
Tama	27.96		651.90	679.86		679.86	109	87	73	11	
Taylor	30.90		190.11	131.00	422.04	564.10	55	32	23	11	
Union	76.29		71.48	147.87		147.87	56	82	10	14	
Van Buren	15.75	343.10	565.11	924.45		924.45	78	34	36	14	
Wapello	229.82	.05	419.15	690.59		690.59	94	54	40	7	
Warren	31.95		472.18	504.13		504.13	89	29	99	14	
Washington	30.96		300.19	331.14	46.39	407.14	78	42	88	14	
Wayne	101.16		539.70	639.86		639.86	77	32	21	19	
Webster	171.79	108.70	817.02	1,143.11	450.00	1,593.11	190	134	26	11	
Winneshago	162.00		369.84	539.90		539.90	75	69	21	7	
Winnick	96.13	3,268.69	862.87	4,026.96		4,026.96	125	96	14	11	
Woodbury	125.00		598.67	723.67		723.67	78	78		6	
Worth	81.21		317.00	398.21		398.21	118	110	8	10	
Wright											
Total	512,130.23	\$1,849.87	\$41,067.35	\$58,072.45	\$3,796.37	\$61,870.82	9,768	7,641	2,655	945	

PRIVATE, DENOMINATIONAL AND
ABSTRACT H—REPORTS OF

Name of School	Location	Under Control of	When founded
APPANOOSE			
Sisters of St. Francis	Ousterville	Catholic Church	1935
BENTON			
St. Paul's	Luzerne	Evangelical Lutheran	1895
St. Michael's	Norway	Catholic	1895
College for the Blind	Vinton	State	1854
Tilford College Academy	Vinton	Private	
Evan. Lutheran School	Luzerne	Lutheran	
Evan. Lutheran Parochial	Newhall	Lutheran	
Evan. Lutheran St. Stephen's	Atkins	Lutheran	1869
BLACK HAWK			
Iowa State Teachers' College	Cedar Falls	State	1878
Sacred Heart School	Waterloo	Catholic	1909
St. Mary's High School	Waterloo	Catholic	1899
St. Mary's School	Cedar Falls	Catholic	1901
St. Joseph's School	Fagle Center	Catholic	1909
St. Mary's School	Gilbertville	Catholic	1862
Our Lady of Victory	Waterloo	Catholic	1872
Zion's Evang. Luth. Parochial	Tubbs	Lutheran	1861
Waterloo Business College	Waterloo	Private	1884
BOONE			
Boone Biblical College	Boone	Private	1900
Trinity Lutheran Parochial	Boone	Lutheran	
Sacred Heart	Boone	Catholic	1887
BREMER			
Luth. St. Paul's	Warren Twp.	Lutheran	1871
Warburg Sem. and Acad.	Waverly	Lutheran	1879
St. Paul's Luth. School	Waverly	Lutheran	1885
St. Peter's Luth. School	Franklin Twp.	Lutheran	1912
St. John's Evang. Luth. Paroc.	Boek Creek	Lutheran	1875
Evan. St. Paul's School	Denver	Lutheran	1888
St. Peter's School	Denver	Lutheran	1903
Orphan's Home	Waverly	Lutheran	1863
St. Mathew	Maxfield Twp.	Lutheran	1879
BUCHANAN			
Immaculate Conception	Fairbank	Catholic	1896
Notre Dame Seminary	Independence	Catholic	1899
St. Joseph's School	Independence	Catholic	1898
St. John's Lutheran	Fairbank	Lutheran	
BUENA VISTA			
Buena Vista Collge.	Storm Lake	Presbyterian	1891
Evan. Lutheran	Nesell	Luth. Evan.	1882
Evan. Luth. St. Johannes	Maple Valley Twp.	German Lutheran	1900
St. John's School	Alta	German Lutheran	1883
St. Mary's School	Storm Lake	Catholic	1912

HIGHER EDUCATIONAL INSTITUTIONS.
COUNTY SUPERINTENDENTS.

Income for year	No. of professors	Other instructors	Students in college work	Students in preparatory work	Students in other courses	Total net enrollments ending June 30, 1917	Graduates in college work	Graduates in other courses	Total graduates during year	President or Principal
\$ 1,300.00	4					150				M. J. Kaufmann
750.00	1					41				H. A. Stooper
500.00	3					99				Rev. Joseph Drexler
41,500.00	18					129			4	Geo. D. Eaton
650.00	1					37				T. P. Tobin
										H. G. Stolpu
										P. J. Domsel
										C. A. Krog
475,000.00	56	52	1,831	1,513	878	4,172	71	417	488	Homer H. Scerley
	1	10	242	43	285	6	6	6	6	Rev. D. J. Lamban
	3			58	58	7	7	7	7	Sister M. Constantia
1,695.00	2		11	178	145	8	8	8	8	Rev. J. C. Welnske
960.00	4				305	7	7	7	7	Rev. John T. Tolben
					307	7	7	7	7	Rev. John N. Nemmen
430.00	2				46	7	7	7	7	Sister M. Evarista
13,000.00	6				221	348	46	46	46	Anna Baruth
										Almond F. Gais
	1	1				42				J. Chas. Crawford
	5		27			228	6	6	6	Br. M. Benedetta
27,241.81	7	4	96	100	158	16	16	16	16	August Engelbrecht
2,300.00	2				113					Emil H. Rausch
4,000.00	2		52		52	8	8	8	8	Rev. H. L. Adis
	1	2			50	70			70	Rev. P. Schoenbohn
		2			62	80			80	Rev. A. Dredon
										Rev. M. John
	1	5	42	49	123	19	19	19	19	Rev. John Holpin
		6	38	87	135					Rev. W. I. Donohue
	1	3			60					Rev. P. J. Naeburs
					19	7	7	7	7	Rev. H. Stiger
25,000.00	15	2	55	11	127	150	9	21	30	Stanton Olinger
50.00	1	1			19	9			9	C. P. Gutz
700.00	1				34					Wilhelmina Wisking
	1	6			101					Jacob Schmidt
					101					Father Wm. Cooks

PRIVATE, DENOMINATIONAL AND

Name of School	Location	Under Control of	When founded
Clinton—Con.			
Wartburg College	Clinton	Lutheran	1868
Saint Irenaeus	Lyons	Catholic	1872
Saint Boniface	Lyons	Catholic	1864
Our Lady of Angels	Lyons	Catholic	1871
Immaculate Conception	Petersville	Catholic	1860
Saint Mary's	Clinton	Catholic
Saint Patrick's	De Witt	Catholic
Nagar Creek School	Delmar	Catholic
Saint Patrick's	Lyons (rural)	Catholic
Dettermann Settlement	Preston (rural)	Catholic
CRAWFORD			
Denison Normal College	Denison	Private	1858
Parochial School	Charter Oak	Lutheran	1880
Parochial School	Hanover Twp.	Lutheran	1880
Parochial School	Soldier Twp.	Lutheran	1889
Parochial School	Manilla	Lutheran	1888
Parochial School	Schleswig	Lutheran
Parochial School	Stockholm	Lutheran	1892
St. Rose of Lima	Denison	Catholic	1880
St. Ann's Academy	Vail	Catholic	1890
Saint Boniface	Charter Oak	Catholic	1914
DECATUR			
Graceland College	Lamoni	Re. Ch. Latter Day Saints	1866
DELAWARE			
Lenox College	Hopkinton	Presbyterian	1866
St. John's High School	Ryan	Catholic	1913
St. Peter & St. Paul School	Petersburg	Catholic	1876
St. Xavier's School	Manchester	Catholic	1891
DES MOINES			
College of Commerce	Burlington	Private	1915
St. John's School	Burlington	Catholic	1870
St. Mary's School	West Burlington	Catholic	1880
St. Patrick's	Burlington	Catholic	1873
Lourens' Academy	Burlington	Catholic	1864
DICKINSON			
Saint Joseph's	Milford	Catholic	1913
DUBUQUE			
Immaculate Conception	Dubuque	Sr. St. Francis	1907
St. Joseph's Academy	Dubuque	Petersburg	1869
Mt. St. Joseph's Coll. & Acad.	Dubuque	Sr. Charity	1883
Dubuque College and Sem.	Dubuque	Presbyterian	1852
Academy of Visitation	Dubuque	Srs. of Visitation	1871
St. Francis Parochial	Balton	Catholic	1891
St. Francis High School	Dubuque	Catholic	1909
Holy Trinity Parochial	Dubuque	Srs. St. Francis	1910

HIGHER EDUCATIONAL INSTITUTIONS—Continued.

Income for year	No. of professors	Other instructors	Students in college work	Students in preparatory work	Students in other courses	Total net enrollment for year ending June 30, 1917	Graduates in college work	Graduates in other courses	Total graduates during year	President or Principal
21,476.00	7	2	35	22		68	2	11	14	J. Fritschel
4,000.00	7	1	75	92	107	24				W. C. Van Ness
1,000.00	1	1		50	51	12				W. H. Nagel
	1			30	30		4			Perd. E. Eggerting
	1			10	10			10		Rev. Theo. Wolfran
										Rev. H. Wendt
	1		4	8	12					Rev. Wetzieler
600.00	2		12	65	80	2	2			Rev. M. J. Farrelly
800.00	4		6	105	130	6	6			Rev. Joseph Murphy
	2			60	63		4	4		Rev. Louis Anthofer
42,050.00	9	4	41	68	235	250	7	33	40	Geo. N. Briggs
7,500.00	12	3	44	42	113	66	6	23	29	A. St. Clair McKenzie
1,872.00	5	2	50	70	130	14	14			Rev. J. M. Malloy
	4			108	122					Rev. H. Loosbrock
	2				130		5	5		Sr. M. Clare
3,000.00	7	4	32	240	272	12	14	26		P. C. Valentine
940.00	2		50	50	50	1	1			A. Benno
	4		30	30	30					N. M. Peiffer
	2		100	100	100		20	20		Sr. M. Patricia
										Sr. M. Ernesta
600.00	4									E. C. Meyers
	5	12	21	211	232		29	29		Sr. M. Dominica
51,222.00	5	2	125	52	177		30	30		Sr. M. Marcelina
130,796.19	28	5	97	75	172	6	34	30		Sr. M. Chlrmira
	15	6	79	121	200	15	21	20		C. M. Stottens, D. D.
	1		84	167	251		12	12		Sr. M. Louisa Genevieve
450.00	2		65	85	85		2	2		Rev. Henry Reinart
	2		116	39	155		4	4		Bro. Albert
600.00	4			159	159		5	5		Sr. M. Huberta

PRIVATE, DENOMINATIONAL AND

Name of School	Location	Under Control of	When founded
HOWARD			
St. Joseph's School	Cresco	Catholic	1901
Assumption School	Cresco	Sisters of Charity	1876
Our Lady of Lourdes	Lourdes	Catholic	1908
Immaculate Con. Acad.	Iowa	Catholic	1900
Holy Trinity	Protivin	Catholic	1906
HUMBOLDT			
St. Olaf's Parochial	Bode	Lutheran	1903
IOWA			
St. John's Parochial	Lincoln Twp.	Evangelical Luth.	1866
St. John's School	Victor	Catholic	1913
Emmanuel School	York Twp.	Lutheran	1888
Lutheran Trinity	Genoa	Lutheran	1905
St. John's Parochial	Iowa Twp.	Lutheran	1873
JASPER			
Sully Christian	Sully	Holland Church	1913
JEFFERSON			
Parson's College	Fairfield	Presbyterian	1870
Pleasant Plain Academy	Pleasant Plain	Friends	1870
JOHNSON			
State University	Iowa City	State	1847
St. Mary's School	Iowa City	Catholic	1868
St. Patrick's School	Iowa City	Catholic	1868
St. Joseph's School	Hills	Catholic	1868
St. Peter's School	Osgrove	Catholic	1908
Iowa City Academy	Iowa City	Private	1868
KEOKUK			
Coal Creek Friends School	Prairie Twp.	Friends Society	1865
St. Elizabeth's School	Harper	Catholic	1868
St. Mary's School	Koota	Catholic	1916
St. Peter and Paul	Clear Creek Twp.	Catholic	1870
ROSSFORTH			
St. Joseph's	St. Joseph	Sisters of St. Francis	1895
St. Michael's	Whittemore	Presentation Nuns	1902
Evan. Luth. Emmanuel	Leota's Creek	Luth. Congregation	1882
Evan. Luth. Parochial	Loverne	Ev. Lutheran	1908
Evan. Luth. St. Paul's	Whittemore	Ev. Lutheran	1899
LEE			
St. Mary's	West Point	Catholic	1896
St. James	St. Paul	Catholic	1890
St. John's	Hingham	Catholic	1897
St. Joseph's	Pt. Madison	Catholic	1840
Sacred Heart School	Pt. Madison	Catholic	1897
St. Mary's	Pt. Macon	Catholic	1899
St. Peter's	Keokuk	Catholic	1899

HIGHER EDUCATIONAL INSTITUTIONS—Continued.

Income for year	No. of professors	Other instructors	Students in college work	Students in preparatory work	Students in other courses	Total net enrollment for year ending June 30, 1917	Graduates in colleges work	Graduates in other courses	Total graduates during year	President or Principal
1,000.00	2	1	306	108	108	522	6	6	12	Rev. J. P. Wagner
1,000.00	7	30	140	170	100	580	13	13	26	Rev. Thos. J. Murrigh
	5						3	3	6	Rev. J. E. Norris
										Rev. J. Gunn
										Rev. R. Lakomy
1,800.00	4	56	56	56	56	280	5	5	10	Laura Bjorgo
850.00	2			46		46	11	11	22	J. L. Koch
850.00	5	30	130	100		360	2	2	4	Rev. H. Frencken
	1	60	60	60		180	17	17	34	J. P. Goslain
	1	41	41	41		123	3	3	6	Rev. R. W. Kabellez
	1			54		54				Rev. S. W. Doberfuhl
1,500.00	2			75		75	1	1	2	H. A. Pillow
27,065.00	9	6	176	27	180	349	21	4	25	William A. Wertz
1,300.00										Stanley C. Riggs
1,065,000.00	71	297	5,000	230	3,765	8265	53	53	106	Walter A. Jessup
	1	3	47	218	251	518	10	10	20	Rev. A. J. Schulte
	5	100	100	100		300				Rev. W. P. Shannahan
1,600.00	6	38	73	118		329	8	8	16	Rev. P. Kottenstette
										Rev. Pinefield
										Bertha Willis
200.00	1		15	15		30				Howard T. Jones
700.00	3		130	130		260	12	12	24	Rev. Bernard Lesdike
700.00	3		62	62		124	3	3	6	Rev. L. Helton
700.00	3		69	69		138	5	5	10	Rev. H. Sandboehw
600.00	5	1	30	40	70	140	6	6	12	Sister Victoria
	2	5	14	170	190	374	11	11	22	Rev. F. L. Duffard
	1		50	50		100	2	2	4	Wm. Schmel
600.00	1		69	49	69	138	6	6	12	Ad. H. Pfingger
	1		79	70		149	13	13	26	H. W. Behnke
										Rev. H. Grothe
										Rev. Hanger
										Rev. Adams
										Rev. A. J. Zaiser
										Rev. Hoffman
										Peter Kern, Rev.
										Rev. Gliginger

PRIVATE, DENOMINATIONAL AND

Name of School	Location	Under Control of	When founded
LIJN			
Coe College	Cedar Rapids	Presbyterian	1881
Cornell College	Mt. Vernon	Methodist	1853
Sacred Heart Academy	Cedar Rapids	Sisters of Mercy	1906
St. Berchtman's Sem.	Marion	Sisters of Mercy	1865
Immaculate Con. Parish	Cedar Rapids	Catholic	1875
LYON			
Orphan Home School	Beloit	United Nor. Luth.	1890
MAHASKA			
Con. Holness Univ.	University Park	Holiness Association	1906
Oakalosa College	Oakalosa	Private	1856
Penn College	Oakalosa	Society of Friends	1873
Penn School Commerce	Oakalosa	Penn College	1888
Pueria Christian School	Pocora	Dutch Reformed	1907
School Christian Instruction	Leighton	Dutch Reformed	1915
MAHON			
Central College	Pella	Baptist Reformed	1858
St. Joseph's School	Bauer	Roman Catholic	1904
Christian School	Pella	Dutch Private	1912
MARSHALL			
Central Iowa Business College	Marshalltown	Private	1888
Evan. Luth. Parochial	Dillon	Evan. Lutheran	1905
Adventists School	Vandalia	Seventh Day Adventist	1915
St. John's Evan. Luth.	Minerva Twp.	Lutheran	1871
St. Joseph's School	Haverhill	Catholic	1894
St. Mary's Institute	Marshalltown	Catholic	1879
Starvinger B'd School	Le Grands	Conservative Friends	1861
MITCHELL			
Cedar Valley Sem.	Osage	Baptists	1850
Visitation School	Stacyville	Catholic	1900
St. Mary's Academy	New Haven	Catholic	1890
St. Francis School	Myer	Catholic	1890
MONONA			
St. Mary's School	Mapleton	Sisters of St. Francis	1900
MONROE			
St. Patrick's	Georgetown	Catholic	1914
MONTGOMERY			
Swedish Evan. Orphans	Stanton	Swedish Lutheran	1877
Powell School Nervous Children	Red Oak	Private	1905
MUSCATINE			
St. Mathias	Muscatine	Catholic	1822
St. Mary's	Muscatine	Catholic	1885
Zion's Lutheran	Muscatine	Lutheran	1913

HIGHER EDUCATIONAL INSTITUTIONS—Continued.

Incomes for year	No. of professors	Other instructors	Students in college work	Students in preparatory work	Students in other courses	Total act. enrolments for year ending June 30, 1917	Graduates in college work	Graduates in other courses	Total graduates during year	President or Principal
75,000.00	28	12	500	50	316	816	62	—	62	Dr. John A. Marquis
100,000.00	29	26	610	94	193	945	67	7	74	Chas. W. Flint
—	11	—	—	—	24	87	—	—	6	Sr. M. Gertrude
—	—	—	—	—	—	165	—	—	16	Sr. M. Liguori
—	—	16	—	—	—	235	—	—	4	Sr. M. Regis
2,400.00	1	3	—	4	113	116	—	—	11	T. T. Thompson
25,000.00	15	6	53	122	47	222	8	29	37	G. A. McLaughlin
5,000.00	4	5	227	7	30	271	11	4	65	C. J. Burton
28,000.00	19	12	135	114	305	656	25	35	70	David M. Edwards
7,000.00	3	4	—	—	144	144	—	—	20	H. E. Kliner
1,700.00	—	—	—	—	—	87	—	—	2	J. Heitbrink
680.00	1	—	—	—	—	46	—	—	3	Jas. Menvenberg
19,147.24	9	6	63	38	67	168	10	8	18	J. W. Bailey
366.00	2	—	—	44	—	44	—	—	—	Chas. H. Dohman
—	—	—	—	—	—	—	—	—	—	M. Steglik
2,000.00	2	—	—	—	185	185	—	—	—	W. H. Gilbert
—	—	—	—	—	28	28	—	—	—	Rev. H. P. Dahl
300.00	1	—	—	—	28	28	—	—	—	Golda Ewing
600.00	1	—	—	—	52	52	—	—	—	C. F. Jessen
—	—	—	105	—	—	105	—	—	5	Rev. J. A. Dupont
900.00	2	2	215	25	258	258	—	6	6	Rev. J. J. Fitzpatrick
300.00	—	—	—	—	—	—	—	—	—	Elizabeth Tau
—	12	—	—	—	—	300	—	—	30	A. M. Vance
700.00	6	—	—	—	—	200	—	—	3	Rev. J. M. Schluster
—	—	—	—	—	—	150	—	—	10	Rev. Forkubruch
—	—	—	—	—	—	—	—	—	—	Sr. St. Francis
422.50	2	—	—	—	—	111	—	—	—	Rev. L. Shenkelberg
—	—	—	—	—	—	—	—	—	9	Rev. P. J. Murphy
8,000.00	3	—	—	—	26	36	—	1	1	Oliver Syberg
—	4	—	—	—	45	45	—	—	—	Dr. Valira E. Powell
—	8	—	—	22	150	192	—	7	7	Sr. M. Euthalla
—	5	—	—	—	—	120	—	0	0	Rev. J. I. Grisler
1,270.00	4	—	160	—	—	160	—	8	8	Rev. John Haefner

PRIVATE, DENOMINATIONAL AND

Name of School	Location	Under Control of	When founded
O'BRIEN			
St. John's Evan. Luth. Friends School	Paulina	German Lutheran	1888
	Paulina	Orthodox Friends	1888
OSCEOLA			
Zion's Evan. Luth.	Horton Twp.	Evan. Lutheran	1883
St. John's School	May City	Evan. Lutheran	1897
St. Joseph's School	Ashton	Catholic	1889
St. Peter's School	Okeydan	Luth. Evangelical	1901
PAGE			
Western Normal College	Shenandoah	City Shenandoah	1882
FALO ALTO.			
St. Mary's Academy	Emmetsburg	Catholic	1889
St. Peter & St. Paul	West Bend	Catholic	1896
St. Mary's	Mallard	Catholic	1900
St. Ellen's	Emmetsburg	Catholic	1914
PLYMOUTH			
Western Union College	Le Mars	United Evan. Church	1909
St. Joseph's School	Alron	Srs. St. Francis	1904
St. Joseph's School	Le Mars	Catholic	1879
St. Catherine's School	Oyens	Catholic	1900
St. Mary's School	Hemen	Srs. St. Francis	1888
POCAHONTAS			
Our Lady of Good Counsel	Ponda	Catholic	1908
Sacred Heart School	Pocahontas	Catholic	1902
St. Columbkille's	Varna	Catholic	1919
POLK			
Capital City Com. College	Des Moines	Private	1883
Des Moines College	Des Moines	Baptist	1865
St. Catherine's College	Des Moines	Private	1868
Drake University	Des Moines	Independent	1881
Highland Park College	Des Moines	Presbyterian	1889
Grand View College	Des Moines	Baptists	1895
St. John's School	Des Moines	Catholic	1896
St. Joseph's Academy	Des Moines	Catholic	1888
St. Mary's School	Des Moines	Catholic	1889
St. Ambrose	Des Moines	Catholic	1896
Visitation	Des Moines	Catholic	1896
Scholte-Nollen School	Des Moines	Private	1914
POTTAWATTAMIE			
Christian Home Orphanage	Council Bluffs	Private	1882
St. Loretta Sem.	Council Bluffs	Catholic	1897
Our Lady of Victory Academy	Council Bluffs	Catholic	1908
Hammill Com. College	Council Bluffs	Private	1904
St. Francis Academy	Council Bluffs	Catholic	1871
St. Joseph's School	Neola	Catholic	1891
St. Joseph's School	Council Bluffs	Catholic	1889
St. Peter's School	Council Bluffs	Catholic	1888
Boyle's Western Iowa College	Council Bluffs	Private	1884

HIGHER EDUCATIONAL INSTITUTIONS—Continued.

Income for year	No. of professors	Other instructors	Students in college work	Students in preparatory work	Students in other courses	Total enrollment for year ending June 30, 1917	Graduates in collegiate work	Graduates in other courses	Total graduates during year	President or Principal
			76			76				R. B. Knuth
			7	24		31	4		4	Mary L. Hobson
	1	1	34			34				Rev. E. J. A. Kallen
		1		17		17		6	6	C. G. Winter
	2		10			17		1	1	Rev. J. P. Hoffmann
	1		27			27		7	7	E. Fiene
22,680.00	10	4	35		314	350	6	48	49	O. F. Garrett
		6	60	195		255		9	9	Sr. Mary Irene
550.00	1	3	8	112		120		7	7	Rev. P. M. Dohberstein
		2				70				Rev. J. J. Neppel
		2		110				10	10	Sr. M. Virginia
33,378.00	11	2	41	48	743	140	8	13	21	Chas. A. Meek
		3				77		1	1	Rev. D. K. Hurley
550.00	1	8	30	202		232		7	7	Rev. W. A. Pope
		2		105		105				Rev. H. Boifes
	3	0	30	209		239		6	6	Rev. F. X. Schule
	5					92			5	D. J. Heslan
	8		34	146		180		26	26	Rev. A. J. Wagner
	4		24	95		122		10	15	Edward Masterson
42,755.10		15			500	308		100	100	H. F. Williams
65,000.00	13		463	258	169	745	11	54	65	John A. Earl
30,000.00	13	7	250			259			71	S. S. Taylor, M. D.
321,021.15	47	26	638	34	1,020	1,744	227		227	Hil M. Bell
79,000.00	45	38	470	362	648	1,481	134	62	195	Geo. P. Magill, D. D.
		13		85	300	394		14	14	Rev. D. O. Mulvihill
750.00	8			54	88			6	6	Sr. Mary Patricia
1,990.00	6	1		250	30	270		28	28	Rev. Dominus Weber
		15		80		80				Sarah M. Nollen
										H. R. Leman
										J. W. Hammill
										P. Herman O. L. D.

PRIVATE, DENOMINATIONAL AND

Name of School	Location	Under Control of	When founded
POWESHIEK			
Grinnell College	Grinnell	Congregational	1847
S&O			
Sacred Heart School	Early	Catholic	1914
St. Martin's School	Osceola	Catholic	1867
SCOTT			
St. Ambrose College	Davenport	Catholic	1853
St. Katherine School	Davenport	Episcopal	1885
Ida Institute	Davenport	Private	1853
Trinity Evng. Lutheran	Davenport	Lutheran	1870
Sacred Heart School	Davenport	Catholic	1859
St. Mary's School	Davenport	Sisters of the Holy Cross	1883
St. Alphonsus' School	Davenport	Sisters of Humility	1940
SIOUX			
St. Joseph's School	Granville	Catholic	1888
St. Mary's School	Rock Valley	Catholic	1907
St. Mary's Academy	Aiton	Catholic	1885
N. W. Classical Academy	Orange City	Reformed Church Am.	1882
St. John's School	Boydton Sheridan Twp.	Evng. Lutheran	1878
St. Paul's School	Hawarden	Catholic	1904
Hope Christian School	Hull, Lincoln Twp.	Lutheran	1879
St. Anthony's Parochial	Sioux Center	Christian Sch. Society	1909
St. John's Evng. Luth.	Hospers	Catholic	1890
Christian School	Ireton	Lutheran	1880
Sioux Center Christian	Rock Valley	Private Society	1912
Christian School	Sioux Center	Private Society	1905
Christian School	Lebanon	Private Society	1904
Christian School	Orange City	Christian Reformed Ch.	1904
Christian School	Hull	Private Society	1912
Christian School	Perkins	Private Society	1916
St. Paul's Lutheran	Hospers	Lutheran	1885
Christian School	Ireton	Lutheran	1912
Christian School	Boydton	Reformed Church	1912
STORY			
Iowa State College	Ames	State	1869
Oak Park Academy	Nevada	Seventh Day Adventists	1902
TAMA			
Leander Clark	Toledo	United Brethren	1850
St. Mary's Academy	Tama	Catholic	1864
Sec & Fox Indian Sanatorium	Toledo	Dep't. Interior U. S. In- dian Serv.	25,000.00
Fox Day School	Tama	Dep't. Interior U. S. In- dian Serv.	4,500.00
Mosquit's Day School	Tama	Dep't. Interior U. S. In- dian Serv.	1914
St. Joseph's School	Tama	Dep't. Interior U. S. In- dian Serv.	1911
UNION			
Church School	Creston	Catholic	1900
Church School	Creston	Seventh Day Adventists	1916

HIGHER EDUCATIONAL INSTITUTIONS—Continued.

Income for year	No. of professors	Other instructors	Students in college work	Students in preparatory work	Students in other courses	Total enrollment for year ending June 30, 1917	Graduates in college-work	Graduates in other courses	Total graduates during year	President or Principal
137,367.00	25	21	205	25	247	866	92	1	93	J. H. T. Main
		6				80				Dr. M. Cecelia
		5				70			1	Dr. M. Hedwig
	12	5	60		80	240	6	2	34	Rev. W. L. Hammon
		5		60		75			10	Dr. J. P. Dunge
1,300.00										Dr. J. Fanning
1,300.00										Dr. M. Everata
		6		200		200		7	7	J. A. Gerleman
	2	2		24	87	82		6	6	Rev. J. A. O'Reilly
	1	8				190		6	6	Rev. P. J. Bruns
6,004.00	1	3			82	92		12	12	Thos. E. Welmers
400.00	1	1				32				Martin Penpet
400.00	2	2			80	80		1	1	Rev. Father Brady
100.00	1	1			50	50		5	5	Rev. J. P. Dunge
540.00	1	1				25				John Timmer
	2	2				91		2	2	Rev. H. J. Dries
	1	1				12		2	2	Rev. O. D. Moffer
5,000.00	1	2				125			30	Dr. K. Oettinger
3,000.00	1	2				116			6	Henry Van de Riet
1,500.00	1	2				46				John Jonker
3,000.00	4	4			172	172		11	11	O. Am
4,000.00	4	4				300		8	8	Henry Van Zyl, Jr.
	2	2				51				Edward Postma
1,300.00	2	2				51				Gertie Van Otterloo
	1	1			12	12		12	12	J. E. R. Schmidt
1,300.00	2	2				88		1	1	Anna Meisenburg
716,000.00	100	126	2,560	368	4,534	7,469	400	50	468	Raymond A. Pearson
		7	6			137		9	9	L. A. Hoopes
25,000.00	11		80							H. W. Ward
4,500.00		2		75						Rev. Father O'Brian
25,000.00		2		17						Dr. Robt. L. Russell
					50					M. D.
400.00		2								Dr. R. L. Russell
										Nellis M. Sherwood
52.00								12		Olga Vixie

PRIVATE, DENOMINATIONAL AND

Name of School	Location	Under Control of	When founded
WAPELLO			
Iowa Semms School	Ottumwa	Private	1921
Commercial College	Ottumwa	Private	1891
St. Joseph's Academy	Ottumwa	Catholic	1891
WARREN			
Simpson	Indianaola	Methodists	1890
WASHINGTON			
Holy Trinity	Richmond	Catholic	1909
St. Mary's	Riverside	Catholic	1880
St. James	Washington	Catholic	1871
WEBSTER			
Corpus Christi Academy	Pt. Dodge	Sr. of Charity B. V. M.	1902
Pt. Dodge Business College	Pt. Dodge	A. P. Gates, (Waterloo)	1912
St. Matthews'	Clara	Catholic	1892
St. Paul's	Pt. Dodge	Evan. Lutheran	1892
Sacred Heart	Pt. Dodge	Catholic	1902
Tobin College	Pt. Dodge	Private	1892
Vinje Lutheran School	Callender	Vinje Nor'w Ev. Lutheran	1913
WINNEBAGO			
Waldorf College	Forist City	United Nor'w. Luth.	1903
WINNESHIEK			
St. Weneclaus	Spillville	Catholic	1890
St. Francis de Sales	Ossian	Catholic	1900
St. Aloysius	Calmar	Catholic	1901
Nor'w. Lutheran	Decorah	Lutheran	1902
St. John's School	Pt. Atkinson	Catholic	1908
Lady of Sorren Dolors	Paethna	Catholic	1873
Immaculate Conception	Decorah	Catholic	1883
Valder College	Decorah	Private	1888
WOODBURY			
St. Joseph's	Salix	Catholic	1892
Cathedral School	Sioux City	Catholic	1881
Cathedral School	Anthon	Catholic	1880
Morningside College	Sioux City	Methodist	1884
N. B. T. School	Sioux City	Private	1895
WOZTII			
Somber Parochial	Bristol Twp.	Nor'w. Lutheran Evan.	1905
WRIGHT			
Sacred Heart	Eagle Grove	Catholic	1901
St. John's School	Clarion	Catholic	1913
Total			

HIGHER EDUCATIONAL INSTITUTIONS—Continued.

Income for year	No. of professors	Other instructors	Students in college & work	Students in preparatory work	Students in other courses	Total not enrollment ending June 30, 1917	Graduates in collegiate work	Graduates in other courses	Total graduates during year	President or Prindipal
5,300.00	1	3			125	125	40	40	40	W. W. Toole
2,900.00	1	2		61	30	141	64	64	64	J. W. O'Bryan Sr. Mary Ursula
36,300.00	15	16	304	98	850	645	51	36	77	James W. Campbell
1,000.00		3				75	3	4	4	Rev. Peter Stahl B. Jacobsmeier Sr. M. Rosemunda
		7		150	35	190	3	21	24	
		5		25	65	115				
4,300.00		9			75	250			4	Sr. M. Xaveria L. M. Chasett
		2			75	75	21	21	21	
		5		90		90	6	6	6	Rev. Matthew Darcy
		4				300	8	8	8	H. F. O. Mueller Sr. Mary Clemens C. V. Findley
5,713.44		8				415	44	44	44	Rev. H. Gudmundsen
600.00		2			19	18				
43,500.00	12	2	181	171	302		60	60	60	Rev. Martin Hegland
300.00	3	1				111			2	Sr. Xaverina Rev. M. J. Thillgen Rev. M. J. Cremer
600.00	2	6		228	23	251		4	4	Olga Moo Rev. Chas. Dragon Rev. Rubley Sr. M. Philip O. H. Valder
1,300.00	3	3				49				
600.00	3	3		100	100	100	4	4	4	
600.00						100				
						140	5	5	5	Father Griffin Sr. Mary Harold
						282	10	10	10	
38,739.00	30	13	16			710	24	24	24	Alfred Craig
	6	17	14			80				Prof. Barrett
825.00		2			64	64	2	2	2	Oscar Loverson
1,300.00		6								Sr. Mary Gerald Rev. R. P. Murphy
\$ 2,975,000.32	971	1,079	13,804	10,818	20,330	52,261	2,016	2,309	4,929	

ABSTRACT 12—REPORTS OF

Cities	City Superintendent 1916-1917	Population, 1915		Number months school	Number of years in course	Enrollment, June, 1916	Total enrollment	Average attendance
		Male	Female					
Manchester	J. S. Hilliard	3,102	1,600	9	12	946	897	590.5
Maquoketa	R. M. Stookey	3,776	1,569	9	12	856	849	731
Marion	O. M. Carson	4,675	1,700	9	12	1,142	940	876
Marshalltown	A. Palmer	16,056	2,600	9½	12	4,086	3,369	2,577
Mason City	P. E. Palmer	17,152	2,500	12	12	4,078	3,767	2,963
Missouri Valley	A. W. Graham	3,794	2,100	9	12	1,149	1,028	858
Mount Pleasant	O. W. Cruikshank	4,669	1,800	9	12	1,034	900	762
Muscatine	Ira H. McIntire	15,785	1,900	10	12	4,363	2,706	2,194
Newton	H. P. Smith	5,165	2,400	9	12½	1,488	1,418	1,099
Oelwein	S. W. Johnson	7,137	2,600	9	12	1,928	1,196	1,068
Oskaloosa	D. P. Flower	10,483	2,300	9	12	3,000	2,242	1,900
Citrus	H. E. Blackmar	38,437	5,300	9½	12	6,500	5,830	4,300
Pella	F. M. Frush	3,096	1,700	9	12	844	1,308	496
Perry	F. L. Mahannah	5,435	2,100	9	12	1,262	1,240	1,063
Red Oak	P. R. Inman	5,601	2,900	9	12	1,295	1,171	1,066
Sheldon	E. S. Sell	3,323	2,000	9	12	1,019	792	723
Shenandoah	C. F. Garrett	5,637	2,260	9	12	1,329	1,261	1,081
Sioux City	M. G. Clark	61,774	3,600	9	12	17,430	30,392	8,460
Spencer	S. W. Gostach	4,176	1,900	9	12	1,151	1,129	873
Storm Lake	J. E. Akers	3,138	1,800	9	12	902	601	597
Valley Junction	Joseph S. Hofer	3,026	1,400	9	12	997	827	692
Vinton	S. F. Brown	3,937	1,800	9	12	1,095	815	600
Washington	C. D. Loose	4,544	1,700	9	12	1,202	1,227	962
Waterloo, West	A. T. Hukill	2,600	2,000	9	12	2,350	2,324	2,577
Waterloo, East	Charles W. Cline	33,097	2,800	9	12	5,232	3,207	2,804
Waverly	W. I. Griffith	2,961	2,000	9	12	923	802	633
Webster City	D. M. Kelley	5,834	2,400	9	12	1,684	1,545	1,055

COUNTY SUPERINTENDENT—Continued.

County	Attendance upon enumeration	Attendance upon enrollment		Number of Tuition Pupils				No. High School Tuition Pupils Exposed of Public	No. High School Tuition Pupils Paying Own Way	Average cost and coefficient expense	No. Graduated in Year Ending June 30, 1917		Number of Teachers Employed and Average Salary, Not Including Superintendent or Principal						
		Males	Females	Grades		High School	Males				Females	Males	Females	Males	Females	Males	Salary per month	Females	Salary per month
				Males	Females														
		Males	Females	Males	Females	Males	Females				Males	Females	Males	Females	Males	Females	Males	Females	Males
74	84	101	128	3	6	42	47	38	43	4	3	5.40	18	30	2	85.00	26	68.50	
94	82	96	113	13	16	33	29	23	33	1	1	3.90	17	28	4	85.00	30	62.74	
77	79	79	128	9	10	12	40	10	39	1	1	4.50	17	18	2	90.00	23	58.44	
82	62	304	403	16	14	37	41	55	41	1	1	3.00	26	57	8	93.75	87	72.70	
92	72	312	311	6	9	34	41	34	29	1	1	6.96	20	48	10	122.19	101	77.01	
90	73	81	144	6	9	17	51	17	50	1	1	3.50	11	15	3	118.99	27	67.13	
86	74	114	145	2	2	29	59	23	59	1	1	5.00	20	12	2	109.44	26	67.88	
82	59	108	223	12	11	17	30	15	27	1	1	4.50	24	41	3	130.00	88	70.94	
95	74	148	203	6	4	37	53	27	53	1	1	7.00	23	31	8	127.95	42	73.24	
82	87	97	114	4	7	11	22	11	22	1	1	5.07	7	10	6	92.77	35	66.06	
83	62	190	325	5	6	24	43	22	43	1	1	5.25	30	28	6	130.41	47	68.13	
82	67	350	432	33	19	33	36	33	36	1	1	4.24	46	66	14	129.04	127	72.39	
153	59	69	56	3	4	7	9	7	9	1	1	2.71	10	12	3	85.00	17	69.00	
96	82	105	140	12	12	23	35	20	35	3	3	5.00	14	22	3	91.67	37	74.25	
90	83	137	194	1	6	29	66	29	65	1	1	5.07	30	59	4	90.00	38	67.05	
74	71	83	127	7	5	10	23	6	21	4	2	3.53	10	17	6	105.00	26	71.00	
95	81	101	139	4	4	19	24	17	22	2	2	6.07	8	23	2	92.50	43	72.35	
58	48	592	498	1	1	1	1	1	1	1	1	7.23	24	116	47	116.47	226	63.39	
88	76	201	195	7	4	43	70	44	64	1	6	5.59	14	36	5	88.75	27	66.02	
77	65	79	100	1	1	10	10	9	1	1	1	5.30	11	18	2	113.88	21	75.42	
83	70	48	65	2	3	5	5	3	3	3	1	3.24	2	14	2	90.00	19	64.44	
94	60	161	189	34	33	33	33	33	33	1	1	5.05	16	21	5	110.00	34	70.00	
74	74	120	177	14	9	57	65	1	1	1	1	18	27	4	106.23	35	67.28		
85	77	209	202	5	10	11	13	11	13	1	1	6.72	26	46	5	107.75	90	73.56	
63	84	274	317	1	1	27	36	25	36	3	1	5.87	22	41	10	131.00	160	69.09	
86	96	107	135	10	23	39	32	27	30	2	1	5.00	13	26	6	87.60	22	67.15	
80	80	139	155	5	6	33	40	33	39	1	1	3.40	13	11	4	118.70	39	66.92	

REPORTS OF COUNTY

Cities	City Superintendent 1916-1917	Population 1915	Salary per annum	Number months school	Number of years in course	Emigration June, 1916	Total enrollment	Average attendance
Tama	R. O. Tisdall	2,021	1,500	9	13	579	465	402
Tipton	M. O. Morrison	2,176	1,600	9	12	500	499	418
Toledo	W. H. Hornum	1,721	1,450	9	13	405	472	402
Villisca	O. Hamersly	2,132	1,500	9	12	672	620	498
Wapello	L. O. Denslow	1,522	1,400	9	13	383	410	346
Waukon	Chas. F. Fye	2,198	1,800	9	12	625	616	443
West Liberty	J. L. Packer	1,700	1,700	9	13	459	457	410
West Union	A. W. Moore	1,773	1,600	9	13	496	425	390
What Cheer	N. J. Hibbs	1,800	1,400	9	13	561	489	473
Winterset	David Williams	2,860	1,500	9	12	770	734	619
Woodbine	M. A. Reed	1,613	1,500	9	13	439	459	427

SUPERINTENDENTS—Continued.

Attendance upon enumer.	Attendance upon enrollment		Enrollment High School		No. of Tuition Pupils		No. high school tuitioners at expense of public		No. high school tuitioners paying own way		Average cost and contingent expense		No. graduated June 30, 1917		No. Teachers Employed and Average Salary Not Including Supt. or Principal			
			Grades	High School	Grades	High School												
	Males	Females	Males	Females	Males	Females	Males	Females	Males	Females	Males	Females	Males	Females	Salary per month	Females	Salary per month	
	11	80	40	79	6	1	15	7	15	3	3	3.20	6	17	3	65.00	17	60.70
12	79	43	88	13	6	29	29	20	7	5	5.13	7	17	3	65.00	16	66.90	
13	82	58	95	5	5	15	15	15	15	3	5.17	8	13	3	100.00	16	67.00	
14	87	66	99	9	3	30	30	22	46	3	5.26	12	20	3	85.00	17	61.88	
15	88	47	79	14	2	42	42	42	46	1	6.91	10	18	3	90.00	14	65.00	
16	81	71	78	132	4	8	23	27	24	3	3.77	7	18	3	86.75	15	62.87	
17	90	89	63	4	13	22	24	24	30	4	6.46	8	19	4	86.00	16	66.00	
18	87	66	93	1	1	32	32	32	30	3	5.00	9	17	2	100.00	16	70.00	
19	84	89	73	10	29	14	27	22	22	1	3.29	10	16	3	80.00	12	63.46	
20	80	85	128	1	1	21	48	48	48	1	3.75	9	22	3	80.00	22	69.21	
21	100	82	99	3	3	33	44	36	36	13	6	8.27	7	11	4	100.00	12	61.60

STATISTICS OF GRADED SCHOOLS.

Name of Town	Superintendent or Principal 1916-1917	Population 1915	Salary per annum	No. months school	No. years in course
Abingdon	P. O. McCracken	422.50	72	8	
Ackley	S. P. Truesdell	1,289	1,300.00	9	11
Akworth	Jesse O. Bradford	119	467.50	8	12
Adair	W. W. Fatty	1,611	1,400.00	9	12
Adel	Frank Lindenau	1,453	1,600.00	9	12
Adrian	J. H. Ray	1,007	1,100.00	9	12
Agency	Stanley Watts	374	900.00	9	12
Ainsworth	Sylvia A. Nofsinger	425	816.00	9	12
Akron	A. Hoffman	1,353	1,350.00	9	12
Albia	C. B. Whitehead	417	900.00	9	11
Albert City	C. F. Schell	477	1,300.00	9	11
Albia (Con.)	P. J. Hanson	100	900.00	9	11
Alburnet	Estella Foster	603	1,300.00	9	12
Albia	D. R. Imman	302	967.50	9	12
Albia (Con.)					
Albion	Arthur L. Lyon	1,013	1,250.00	9	12
Albion	C. Ira Gordon	353	900.00	9	12
Alpha (Con.)	A. A. Beknap		550.00	9	11
Alta	J. N. Potter	1,078	1,500.00	9	12
Alta Vista	A. O. Vaala	304	900.00	9	10
Alma	C. W. Smith		1,000.00	9	12
Alma	C. G. Weatherwax	588	1,170.00	9	12
Alma	M. F. Worststaff	520	900.00	9	12
Altona	W. M. Parks	363	900.00	9	11
Alvord		585			
Anderson	Gertrude Fawell		405.00	9	9
Andrew	H. L. Burtick	622	600.00	9	10
Angus	J. W. O'Brien		630.00	9	8
Anita	Joseph W. Martin	1,210	1,400.00	9	12
Ankeny	H. H. Van Benthuysen	526	1,200.00	9	12
Anthony	A. H. Mosh	728	1,150.00	9	12
Appleton	Joseph Roman	510	1,650.00	9	12
Arcadia	Chas. E. Orwig	381	675.00	9	9
Arion	Dora Massman	237	720.00	9	10
Arise (Con.)	Darls Warner	127	700.00	9	11
Arthington	Fred A. Wright	757	1,200.00	9	12
Armstrong	R. J. Bradley	732	1,600.00	9	12
Arnolds Park	T. D. Kirkpatrick	408	1,250.00	9	12
Atholstan					
Atkins	Della Mowery		675.00	9	13
Arthur	Martha Wasson	259	1,100.00	9	12
Arcadia					
Ashton	Arthur Lowe	597	720.00	9	8
Ashwell	Helen Dethlefs	108	645.00	9	8
Atkins Twp. H. S.					
Atilesa	H. O. Cook	505	600.00	9	12
Atilesa (Con.)	Ernest D. Emmons		900.00	9	10
Atkins	L. E. Ounser	410	900.00	9	12
Aurelia (Con.)	W. H. Roever	634	1,000.00	9	12
Aurora	A. B. Ward	550	900.00	9	10
Avery	P. E. Maslin	300	810.00	9	10
Ayrshire	J. M. Downey	300	1,000.00	9	12
Badger		223			
Bailey	Ival McPeak	466	810.00	9	12
Baldwin	M. R. Gillette	357	900.00	9	10
Banerole	W. B. Gilbert	969	1,000.00	9	12
Barnes City	F. M. Sarsholt	384	1,200.00	9	12
Barnum	W. B. Gregg	152	540.00	9	10
Barnum	Elizabeth Horan	85	535.00	9	8
Bassett	Clyford Young	132	517.50	9	8

TOWNS AND VILLAGES LESS THAN 1,500 POPULATION.

Enumeration, June, 1916	Enrollment Year Ending June 30, 1917	Number of Pupils				No. high school pupils at ex- pose of tax- payers	No. high school pupils at ex- pose of tax- payers	Average cost and con- tingent expense	No. graduates year ending June 30, 1917		No. Teachers Employed and Average Salary not Including Super- intendent or Principal					
		Total	High school	Grades					Males	Females	Males	Females	Salary per month	Salary per month		
				Males	Females										Males	Females
55	51						3.25			1	45.00					
230	200	100	1	3	15	10	3.64	8	15	1	90.00					
61	59						4.48									
251	264	108	1	2	6	8	3.94	4	10	1	155.75					
475	448	106	16	7	8	42	4.29	7	15	2	60.94					
212	202															
135	126															
124	99	19	2	17	14	17	3.66	4	8	1	75.00					
181	171	51	7	7	14	12	3.25	3	5	1	70.00					
442	242	79	6	5	3	11	4.32	3	11		69.16					
109	107	16	3	1	4	3	3.25				51.51					
387	358						7.83	1	1	1	75.00					
160	150						2.80				65.00					
367	343	83	3	2	11	15	3.04	5	7		65.00					
223	222						3.10				62.50					
130	130															
309	335	122	19	7	27	15	3.24	4	13	2	90.00					
144	126	27	2	3	3	4	6.21	1	5		62.50					
309	305						2.30				62.50					
449	410	82					5.07	3	12	1	85.00					
126	79	12	2				5.10	1	3	1	100.00					
135	151						3.05			1	111.11					
367	340	23	2	2	2	1	12.12	4	1		65.71					
162	142	2	2	6	11	6	6.84	1	4		67.09					
181	181	20	2	2	4	8	2.86	3	4		34.95					
81	38	2	2	1	1	3	4.80				1					
79	84	27	1	10	9	10	3.60	4	11		2					
31	30															
380	493	101	10	6	12	24	4.76	4	7		13					
165	165	46	9	6	4	16	2	16			8					
323	319	45					4.64	2	7		69.00					
202	175						6.28				8					
131	24	7					7.65				2					
82	85						2.80				1					
135	123						2.29				4					
343	339	66	8	8	11	8	3.25	4	5	2	90.00					
344	301						2.11			1	85.00					
251	20	4	2				4.61	1	3	1	65.00					
76	79															
107	123	28	2	2	8	8	4.84	4	2		5					
219	20	7	2	1	1	1	5.26			2	60.00					
85	43						2.18									
18	25	1	1				4.82				2					
127	156						2.87		1		75.00					
133	130	30	2	2	4	10	4	5.50	1	3	5					
156	270	79	2	2	2	14	2	13	1	4	87.50					
92	92	4	4	9	9	9	3.72	8	8		2					
190	211	37	4	4	6	9	3.59	1	3		4					
125	129	40					3.78	3	5	1	75.00					
146	130	10	15	7	8	8	4.61	3	4		6					
135	165	99					3.70				4					
373	311	23	1	2	3	4	2.12	3	1		7					
184	185						3.78				5					
85	35	12					4.18				1					

STATISTICS OF GRADED SCHOOLS.

Name of Town	Superintendent or Principal 1915-1917	Population 1915	Salary per annum	No. months school	No. years in course
Germania	R. K. Frank	435	1,000.00	9	11
Gibson	L. D. Morgan	1,900.00	9	12	
Gifford					
Gilbert	V. A. Helfenstein	232	900.00	9	12
Gilets Grove (Con.)	Eta Smith	177	900.00	9	12
Gilman	F. D. France	477	1,300.00	9	12
Gilmers City	C. O. Knoll	925	1,300.00	9	12
Gladbrook	E. S. Smith	939	1,400.00	9	12
Giddens	E. J. York	512	1,200.00	9	12
Goldfield	Robert Smylie, Jr.	748	1,400.00	9	12
Goodell	O. H. Tompkins	341	1,000.00	9	12
Goveris	T. J. Bradley	743	1,000.00	9	12
Gradinger	Antonia Johnson	955	1,250.00	9	12
Granton	D. D. Utterback	159	650.00	9	12
Grand Junction	H. B. Hardin	964	1,400.00	9	12
Grand Meadow	W. S. Carter	912	900.00	9	12
Grand Mound	J. J. Lacy	481			
Grand River	A. M. Hamilton	363	1,000.00	9	12
Grandview	W. A. Franks	975	810.00	9	12
Granger	H. E. Skatt	270	1,000.00	9	11
Grant (Con.)		300	250		
Grant	Don C. Rogers	314	900.00	9	11
Grant City	Mrs. Oth Ommen	177	495.00	9	9
Gravilla	H. E. Van Pelt	415	910.00	9	9
Gravity	Cornelius Evers	549	900.00	9	12
Gray		184			
Gray (Del. Co.) (Con.)	W. Lloyd Peterson	370	1,300.00	9	12
Greely (Buch. Co.)					
Greens	W. G. Brandtetter	1,815	1,500.00	9	12
Green Island		127			
Greenville (Con.)	A. W. Phillips	1,045.00	9	12	
Grimes	L. H. Orlin	301	900.00	9	12
Grinwald	H. L. Balenger	1,148	1,300.00	9	12
Greenwood	Mrs. Gladys Laird		495.00	9	9
Gurnsey	W. G. Wainock	177	675.00	9	9
Guthrie County H. S.	L. Shepherd		1,250.00		
Hamilton	V. L. Van Loan	398	675.00	9	10
Hancock	James J. Robinson	394	720.00	9	12
Hanlontown	M. F. Webb	180	720.00	9	12
Hansell (Con.)	S. L. Miller		1,300.00	9	12
Harcour	Betson A. Morris	302	900.00	9	10
Harly	William M. Stuart	645.00	9	10	
Harper		327			
Harper's Ferry		315			
Harris (Con.)	L. W. Machamer	308	1,300.00	9	12
Hartford	O. E. Shepherd	239	810.00	9	11
Hartley	Lorne P. Smylie	1,115	1,400.00	9	12
Hartwick	Vera Carpenter	113	650.00	9	12
Hastings	F. H. Hawk	432	900.00	9	11
Havelock	Harrison W. Busby	478	1,300.00	9	12
Hawkeys	O. M. Holmes	614	1,250.00	9	12
Hays	H. W. Pearing		1,000.00	9	10
Haysville	Innovative Shaw		450.00	9	8
Hayfield	Lowell W. Johnson		810.00	9	12
Hazelton (Orsley)	A. F. Howell	597	1,100.00	9	12
Hedrick	John J. Williams	930	1,125.00	9	12
Henderson	O. A. Wright	239	705.00	9	11
Hesper		114	80		
Highview	Conrad Recktenwald	706.00	9	9	

TOWNS AND VILLAGES LESS THAN 1,500 POPULATION—Continued.

Enumeration June 1916	Enrollment Year Ending June 30, 1917	Number of Tuition Pupils				No. high school tuitioners pay- ing own way		Average cost and cop- ingst expenses	No. graduates June 30, 1917		No. Teachers Employed and Average Salary not Including Super- intendent or Principal		
		Grades		High Schools		Males	Females		Males	Females	Salary per month	Females	Salary per month
		Total	High school	Males	Females								
192	147	0	8	6	1	1	3.03			5		62.00	
191	101						3.07			4		55.00	
113	359	24	10	8	0	0	6.70	2	2	5		89.50	
107	103						4.95			3		65.00	
199	359						4.52			7		66.00	
186	262	69	10	34	19	12	4.80	4	4	1	111.11	34.01	
144	242	102	11	11	11	11	3.01	6	10	8		65.25	
327	254	82	17	12	18	27	4.88	1	4.03	8	2	85.00	
120	21	1	1	4	1	4	1.20					61.00	
338	233	44	5	4	5	5	5.88	0		10		81.91	
333	91	56	4	0	7	0	2.30	5	5	2		71.00	
98	74	23	4	4	4	4	5.96					55.00	
218	286	74	7	4	19	30	3.39	0	0	1	111.11	10	
142	138						4.18			6		58.00	
192	182	4	8	6	6	12	2.00			2		58.23	
67	139	36			2	2	2.02	2	2	2	55.00	2	
94	116	20	2	3	2	4	5.50	2	2	4		66.00	
300	250												
128	137	35			3	14	2	3.80	2	0	4	64.00	
107	62											50.00	
126	34	4	1	1	1	1	7.00			1		67.50	
174	189	89	11	10	10	7	4.97		4		6	67.50	
65	51												
383	327						6.74			1	90.00	6	
381	348	101	11	7	17	28	7.39	0	12	1	105.55	11	
107	139						4.67			5		65.00	
152	163	47	4	3	9	6	5.35	6	8	0		67.50	
305	332	118	11	6	25	32	3.92	4	10		11	65.25	
82	27						2.70			1		35.00	
172	79				1	2	3.27			2		20.00	
										12	12		
194	165	9					2.94			4		81.00	
195	103	19	5	4	4	2	6.98	1	0	0		65.00	
74	67	8	3	5	1	1	3.94			2		60.00	
230	246						3.62			3		67.50	
179	144						2.70			5		67.50	
91	82	7					12.50	1	2	2		61.96	
267													
179	239						7.28		1	190.00	6	65.00	
179	156						3.32			4		53.72	
399	300	89	3	14	12	11	3.98	2	9		12	64.00	
68	54	17	2	3	2	2	2.49	3	1			60.00	
122	105	16	5	2	2	4	13.00			4		60.00	
284	199	29					6.02	8	4	2	75.00	6	
247	172	41	1	2	3	6	7.77		5		6	60.00	
146	123	30					7.05					61.27	
26	39						7.02			1		45.00	
195	153						1.45			4		56.00	
102	121	89	2	4	8	20	3.90	8	8	1	85.00	5	
340	379	72	1	10	11	12	8.01	0	1	1	80.20	8	
75	73	17	3		5	3	9.75	1	1		4	63.76	
114	80												
89	9						6.09			4		66.00	

STATISTICS OF GRADED SCHOOLS,

Name of Town	Superintendent or Principal	Population 1915	Salary per annum	No. months school	No. years in course
West Burlington (Fairview)		1,091			
West Chester	Lester J. Askerman	223	720.00	9	
West Point	A. C. Evans	564	875.00	9	12
Westfield (Con.)	C. J. Stegard	198	900.00	9	12
Westgate	M. G. Sider	266	800.00	9	10
Weston					
Westport Twp. H. S.					
Westside	C. C. Randall	401	1,100.00	9	12
Wheatland	S. B. Robertson	526	1,500.00	9	11
Whiting (Con.)	Harvey Hinslaw	642	1,400.00	9	12
White Oak (Con.)					
Willamory	G. F. Bailey	588	1,000.00	9	11
Williams	A. H. Pfeiffer	359	900.00	9	12
Williamsburg	D. D. Carlton	1,157	1,500.00	9	12
Wilton	R. C. Walker	1,170	1,500.00	9	12
Winfield	J. A. Jupp	564	900.00	9	12
Winthrop	S. B. Kirkpatrick	445	810.00	9	10
Wota	Donald V. Clement	162	585.00	9	8
Woden	Johanna Quinn	389	810.00	9	11
Woodburn	Ola M. Woods	833	900.00	9	12
Woodward	E. A. Woodrow	387	705.00	9	9
Woodstock	E. R. Zimmer	100	64.00		
Wyman (Con.)	H. M. Immarcel	235	810.00	9	11
Wyoming	G. E. Parley	707	1,440.00	9	12
Wright (Con.)					
Yale	S. G. Winchell	308	900.00	9	10
Yarmouth	G. O. Millavon	720.00	9	8	
Yetter	Hazel Ball	122	675.00	9	10
Yorktown (Snake Creek)	Mary Alice Siler	712	900.00	9	10
Zearing	John W. Hiler	520	900.00	9	12
Zwingle		85			

TOWNS AND VILLAGES LESS THAN 1,500 POPULATION—Continued.

Enumeration June 1916	Enrollment Year Ending June 30, 1917		Number of Tuition Pupils				No. high school teachers at expense of public		No. high school teachers paying own way		Average cost and contingent expense	No. graduates June 30, 1917		No. Teachers Employed and Average Salary not including Superintendent or Principal				
	Total	High school	Males	Females	Males	Females	Males	Females	Males	Females		Males	Females	Salary per month	Females	Salary per month		
50	60	7			1	1	1											55.00
111	43	17					9	9			8.00							30.00
153	114										6.07	1	1					50.00
93	76	10																
150	117		1		4	2	4	2			5.54	2	2					65.00
207	148	39								1	2.78			1	62.50	3		55.00
401	314										5.00			1	111.11	14		65.00
64	64																	60.00
296	82	12	8	2	2	1	1	1	1		3.07							59.88
148	123	29									4.92	8	15					62.25
229	226	111	38	29	12	18	12	18			3.49	4	2					61.23
280	251	68	10	14	8	5					3.64	6	7					61.98
303	311	89	10	6	14	27	13	27			4.12	1	4					59.50
170	182	64	3	1	10	15	10	15			2.97	4	1					57.50
78	90	17	7	5	3		3				3.84							56.00
41	36		2															55.00
82	112	40	1	1	8	10	8	10			6.00	4	9					61.00
245	345	60	6	6	6	13	6	13			2.85	3	8					61.00
315	64	4									2.90							60.00
100	104																	65.00
197	184	4									3.12	2	13	1	90.00	7		61.70
235	251	78	14	18	11	20	13	20										54.62
68	68										4.07							52.94
75	75	9									2.75	2	2					61.75
52	52		6	1							3.26	1	2					55.00
48	70	13	4	1							11.54							60.00
60	79	9	4	2	1	4	1	4			9.42							55.00
125	135	42	6	7	6	6					4.48	2	3					60.00

INDEPENDENT SCHOOL CORPORATIONS.

CITIES, TOWNS AND VILLAGES—Continued.

Counties	Non-Resident Pupils and Tuition				Value of self-athouses	Value of apparatus	Volumes in libraries	Paid Teachers		Total number months all pupils attended	Paid Teachers	
	Below 9th Grade		Above 9th Grade					Treasurer's Report			Secretary's Report	
	Number	Amount received	Number	Amount received				Males	Females		Males	Females
Keeok	149	1,559.05	305	8,163.71	309,700.00	12,468.00	5,790	19,681.25	58,868.72	22,078	19,681.25	68,868.72
Kossuth	97	639.55	190	5,385.00	223,500.00	16,207.00	9,574	15,550.83	50,786.46	19,679.8	15,550.83	59,786.46
La	57	687.70	115	1,724.24	43,700.00	1,800.00	5,155	25,436.91	79,154.16	33,004	31,684.81	79,154.16
Linn	102	2,714.11	364	10,743.77	1,657,271.00	71,151.00	10,807	40,898.28	207,681.45	80,900.0	34,600.00	281,381.54
Louis	108	946.72	102	6,393.23	113,140.00	5,269.00	6,373	11,874.56	33,944.85	13,523	11,286.05	33,021.94
Lyon	47	350.29	151	5,599.13	143,000.00	4,979.00	3,145	5,805.00	14,847.71	14,847.71	5,805.00	35,547.71
Lyon	47	452.00	87	1,881.23	145,500.00	9,865.00	4,654	9,853.44	29,329.63	12,213	9,294.94	33,348.33
Madison	68	658.90	334	5,053.41	107,250.00	5,250.00	3,003	9,599.05	27,892.89	12,810	11,261.01	27,312.55
Mahaska	130	1,780.65	166	2,693.11	364,718.00	12,018.00	5,922	17,724.43	65,633.53	25,354	17,724.43	68,633.54
Marion	23	211.98	82	2,005.40	339,350.00	11,286.00	6,736	22,528.42	37,469.20	28,012	19,005.95	56,520.00
Marshall	26	1,163.72	143	2,961.73	656,854.00	36,283.00	9,006	29,904.90	99,968.91	41,170.5	28,073.82	100,743.38
Mills	75	909.73	151	2,781.71	113,500.00	6,440.00	4,894	8,898.94	33,545.18	12,449	8,909.63	31,613.16
Mitchell	29	531.47	148	5,358.50	213,300.00	46,400.00	8,612	14,714.43	49,889.05	14,482.5	14,714.43	49,889.05
Monroe	124	1,541.85	331	2,998.91	141,500.00	6,735	6,929	13,457.73	15,613.2	13,457.73	14,715.51	47,115.51
Monroe	25	465.00	102	2,967.16	241,800.00	2,175.00	2,051	9,514.96	38,664.29	31,074	9,514.97	38,664.29
Montgomery	47	492.94	232	4,787.21	281,430.00	6,351.00	3,728	12,494.22	42,256.31	18,616	12,392.12	42,256.31
Montgomery	47	1,122.45	135	5,126.75	432,000.00	6,581	6,581	14,247.32	62,454.62	29,222	14,212.37	62,454.62
O'Brien	76	1,018.54	192	5,596.20	268,500.00	15,130.00	5,137	14,977.44	47,385.82	18,108	14,977.44	47,385.82
Osceola	30	397.94	67	1,381.50	143,251.00	4,995.00	4,454	6,894.96	20,589.48	7,966	6,894.96	20,515.06
Paga	125	1,244.47	366	7,794.48	290,500.00	11,190.00	4,740	23,197.56	75,008.00	27,609	23,197.56	75,008.00
Palo Alto	52	292.59	61	1,494.75	138,500.00	9,800.00	5,321	12,798.96	35,195.93	12,894	12,798.96	35,195.93
Plymouth	80	1,135.63	115	2,843.47	844,200.00	14,325.00	7,311	14,544.68	46,947.24	17,669	14,734.84	46,947.24
Pocahontas	45	379.23	126	4,917.60	206,000.00	13,200.00	8,046	11,037.71	29,075.58	13,722	13,209.00	41,405.54
Polk	190	2,885.07	387	14,790.50	4,683,796.00	892,140.00	4,694	130,416.81	579,570.65	181,903.3	113,851.39	600,423.11
Pottawattamie	122	2,586.62	302	8,310.80	717,000.00	30,679.00	17,735	67,450.07	171,850.07	67,450.07	171,850.07	171,850.07
Pottawattamie	104	950.44	233	8,253.87	369,300.00	13,715.00	6,389	15,728.60	63,030.33	30,611	14,571.20	65,066.26
Ringgold	82	409.50	202	2,900.00	6,285.00	6,285.00	2,745	12,594.22	30,039.00	14,823	12,840.43	29,466.73
Rae	64	1,261.19	170	6,292.05	179,500.00	8,750.00	7,876	15,114.22	47,204.86	16,467	15,029.27	47,279.86
Scott	67	656.60	118	4,584.00	1,330,000.00	17,170.00	24,413	62,270.47	205,476.60	71,210	62,270.47	205,476.60
Shelby	55	657.32	94	3,403.00	273,300.00	9,440.00	5,189	9,412.31	33,824.74	13,189.0	9,302.44	25,925.41
Shoer	30	490.20	70	1,892.96	277,800.00	14,760.00	6,024	15,277.86	47,870.03	16,528.5	16,528.5	47,870.03
Story	194	2,739.64	309	9,417.80	680,500.00	26,330.00	9,303	27,795.90	90,425.63	35,845	27,345.68	94,778.77
Tama	130	1,621.18	184	5,137.02	290,750.00	13,775.00	7,356	16,022.14	48,607.42	19,984	16,267.45	49,177.92
Taylor	148	1,545.04	223	5,674.91	172,950.00	8,465.00	3,739	12,256.24	36,636.51	16,448.6	12,256.24	36,636.51
Union	45	603.68	182	6,494.85	281,800.00	8,370.00	8,205	7,745.00	49,070.02	30,820.6	7,794.91	49,070.92
Van Burn	178	2,102.56	197	4,947.40	150,400.00	8,611.00	4,071	12,944.26	34,594.41	16,203	12,944.26	34,594.41
Wapello	124	1,795.80	177	6,323.02	802,500.00	14,350.00	5,208	28,321.41	112,044.23	31,706	28,321.41	112,044.23
Warren	147	1,690.24	213	7,714.43	199,900.00	6,535.00	3,796	14,190.11	43,905.90	19,718.1	14,190.11	43,905.90
Washington	27	1,690.24	392	9,984.79	228,700.00	9,450.00	5,296	12,581.82	45,541.79	18,216	15,281.82	45,541.79
Wayne	161	1,328.44	262	5,654.47	216,000.00	11,075.00	6,716	17,012.26	36,703.51	19,306	17,191.45	36,712.12
Webster	47	466.29	120	3,196.97	115,740.00	6,236	6,236	35,179.23	100,444.35	33,485	29,179.23	100,444.35
Whitburg	61	302.95	121	2,547.44	217,000.00	3,868.00	3,224	19,401.67	33,338.24	13,469	10,410.67	33,338.24
Woodbury	5	34.05	51	1,824.49	139,000.00	4,229.00	4,302	11,259.05	28,925.10	11,379	11,259.05	28,925.10
Woodward	2	107.20	7	1,829.33	1,804,000.00	11,790.00	6,021	22,132.55	99,291.53	66,391	55,199.54	918,388.29
Worth	23	356.49	90	1,979.37	105,704.50	6,623.00	6,490	10,261.74	30,022.67	9,275	10,567.50	30,892.00
Wright	42	472.05	212	5,294.05	225,500.00	11,430.00	7,362	14,888.75	44,541.13	11,730	14,888.75	44,541.13
Total	7,358	\$ 94,329.27	16,002	\$488,178.98	\$35,969,482.00	\$1,706,864.00	633,144	\$1,761,941.53	\$6,297,579.24	2,392,912.7	\$1,716,047.60	\$ 6,277,334.50

CONSOLIDATED SCHOOLS

County	Name of School	Location	Name of Superintendent or Principal	Postoffice Address
Clayton	Luna	Luna	H. B. Smith	Luna
Clinton	Delmar	Delmar	Charles F. Martin	Delmar
Crawford	Dow City	Dow City	O. W. Manning	Dow City
	West Side	West Side	O. O. Hundall	West Side
Dallas	Gardiner	Gardiner		
Dallas	Wauke	Wauke	W. M. Snyder	Wauke
Delaware	Coleburg	Coleburg	W. J. Knowles	Troy
	Desh	Desh	E. W. Beck	Coleburg
	Earlville	Earlville	Warne Currell	Desh
	Greely	Greely	Guy D. Hibbs	Earlville
	Onida	Onida	W. Lloyd Peterson	Greely
Dickinson	Arnolds Park	Arnolds Park	Hand E. Adams	Manchester
	Milford	Milford	T. D. Kirkpatrick	Arnolds Park
	Okoboji	Okoboji Twp.	J. E. Cundy	Milford
	Spirit Lake	Spirit Lake	J. E. Merrill	Milford
	Superior	Superior	H. E. Isley	Spirit Lake
	Superior Twp.	Superior Twp.	J. W. Backebaugh	Superior
Emmet	Terril	Terril	J. W. Agans	Spirit Lake
	Armstrong	Armstrong	W. H. Kegley	Terril
	Dolliver	Dolliver	R. J. Bradley	Armstrong
	Halfa	Halfa	L. E. Moore	Dolliver
Fayette	Swan Lake	Maple Hill	Glenn A. Bakken	Halfa
	Oran	Oran	A. E. Woodrigan	Maple Hill
	Donavan	Donavan	A. A. Beknap	Alpha
Floyd	Randalla	Randalla	H. W. Buel	Randalla
	Cowell	Cowell		
Franklin	Rudd	Rudd	F. E. Crona	Floyd
	Alexander	Alexander	A. H. Adam	Rudd
	Chapin	Chapin	D. R. Inman	Alexander
	Geneva	Geneva	O. O. Webb	Chapin
	Hansell	Hansell	H. K. Smith	Geneva
Franklin	Handolph	Handolph	S. L. Miller	Hansell
	Thurman	Thurman	T. H. Stone	Handolph
Grundy	Beaman	Beaman	John Moss	Thurman
	Dike	Dike	F. W. Berghausen	Beaman
Guthrie	Blairsburg	Blairsburg	F. S. Hill	Dike
Hancock	Elworth	Elworth	Gladys Bonner	Blairsburg
	Hayfield	Hayfield	R. G. Simpson	Elworth
Hardin	Dorwell	Dorwell	Lowell W. Johnson	Hayfield
	Oswego	Oswego	Chas. Mantle	Dorwell
Harrison	Bebetstown	Bebetstown	I. A. Opstal	Oswego
	Magnolia	Magnolia	Edw. D. Adginton	Bebetstown
	Modala	Modala	Walter A. Knapp	Magnolia
	Montamin	Montamin	John M. Stoks	Modala
	Pisgah	Pisgah	Chas. S. Cobbs	Montamin
Henry	Olds	Olds	V. D. Turner	Pisgah
	Pleasant Lawn	Pleasant Lawn	F. A. McCoy	Olds
Humboldt	Mt. Union	Mt. Union		Pleasant Lawn
	Bradgate	Bradgate	O. A. Wisley	Mt. Union
	Ottosen	Ottosen	B. H. Culver	Bradgate
	Vernon	Vernon Twp.	W. J. Atha	Ottosen
Gross	Kendrick Twp.	Kendrick Twp.		Vernon

PRINCIPALS AND STATISTICS—Continued.

Months in year	Grades in course	Schools discontinued before June 30, 1916	Schools discontinued since June 30, 1916	Total pupils received from closed schools	Pupils transported by district	No. teachers employed	Total paid for transportation for the year	Total enrollment	Total average daily attendance	Average cost of tuition per pupil per month	Annual salary of principal	Assistants			
												Number		Average Monthly Salary	
												Males	Females	Males	Females
9	12	0	0	147	112	0	2,300	147	111	4.07	1,300	5	5	85.00	60.00
9	12	0	0	85	85	0	2,872	180	138	3.50	1,100	6	6	89.85	59.85
9	12	0	0	5	5	0		5	5	1,125	1,125	7	7	55.00	55.00
9	12	0	0	5	5	0		5	5	1,100	1,100	7	7	65.00	65.00
9	11	0	0	169	169	0		169	169	2.81	900	10	10	56.66	56.66
9	12	0	0	173	169	4	1,587	229	229	5.82	1,100	8	8	80.00	80.00
9	12	0	0	230	230	0	2,236	309	289	6.85	1,300	1	1	63.90	63.90
9	12	0	0	147	152	5	2,368	268	227	8.24	1,300	1	1	65.00	63.47
9	12	0	0	118	127	9	2,780	297	178	6.74	1,300	1	1	90.00	64.37
9	9	0	0	90	78	12	2,154	121	88	2.18	450	6	6	55.00	45.50
9	11	5	0	90	77	13	2,831	345	204	3.83	3,000	1	10	116.69	70.83
9	11	6	0	130	120	10	2,238	127	123	4.88	1,300	1	6	65.00	65.00
9	12	4	0	70	92	6	3,081	522	412	3.16	1,700	3	17	119.44	70.61
9	12	0	0	112	112	0	3,310	172	145	8.82	1,800	1	5	80.00	72.00
9	11	8	0	90	85	5	2,842	88	68	4.83	1,100	1	3	65.00	65.00
9	11	7	0	108	90	18	3,797	258	209	3.40	1,400	1	8	75.00	63.12
9	12	2	0	147	147	0	4,222	301	307	3.11	1,900	1	9	85.00	63.38
9	12	8	1	115	105	6	2,670	180	115	6.96	1,300	2	5	64.00	64.00
9	11	4	0	90	87	3	1,997	95	65	5.73	1,050	4	4	64.00	64.00
9	11	2	0	90	85	5	2,782	90	65	6.00	1,350	4	4	63.61	63.61
9	11	2	0	90	72	4	1,548	103	87	3.20	810	4	4	62.50	62.50
9	12	0	0	142	0	0	3,240	179	159	5.00	1,000	1	5	70.00	65.00
9	12	0	0	100	100	0		100	71	3.04		4	4	51.97	51.97
9	12	0	0	114	125	8	2,691	195	160	3.63	1,300	2	8	65.00	62.00
9	12	0	0	212	160	6	3,200	234	215	3.10	907	7	7	63.25	63.25
9	11	0	0	100	66	4	1,695	115	87	4.61	808	1	4	65.50	61.23
9	11	0	0	102	81	7	1,307	123	119	3.47	1,300	5	5	62.50	62.50
9	12	0	0	170	9	4	4,499	247	288	8.68	1,300	8	8	67.50	67.50
9	12	2	0	132	132	7	3,301	249	189	6.56	1,500	8	8	65.66	65.66
9	12	2	0	80	80	5	2,626	230	189	6.19	1,150	7	7	60.87	60.87
9	12	2	0	28	29	6	1,753	122	103	4.11	1,245	6	6	59.20	59.20
9	12	0	0	90	90	0		187		2.60	1,100	6	6	63.33	63.33
9	12	0	0	80	80	6	2,079	170	149	6.00	1,000	7	7	65.00	65.00
9	12	0	0	70	70	5	2,314	120	103	3.28	1,100	7	7	65.00	65.00
9	12	0	0	198	154	44	1,981	154		1,320	1	4	60.00	61.22	
9	12	0	0	71	95	5	1,801	126	74	3.90	675	3	3	74.90	74.90
9	12	0	0	113	106	8	2,766	115	86	3.65	945	3	3	62.33	62.33
9	12	0	0	148	9	5	2,642	244	191	2.58	1,200	1	4	75.00	58.23
9	12	4	0	70	95	6	2,790	248	239	5.34	1,400	3	9	67.50	60.83
9	12	2	0	142	8	3	2,723	314	297	6.10	1,400	1	10	118.00	64.00
9	12	0	0	180	200	8	4,029	378	322	1.21	1,300	1	10	100.00	63.50
9	12	2	0	114	114	5	2,550	172	147	2.79	660	6	6	60.60	60.60
9	12	0	0	120	120	7	3,360	189	150	4.89	1,300	4	8	67.51	67.51
9	12	0	0	116	116	8	3,625	163	153	4.45	600	1	7	100.00	67.44
9	10	7	0	121	110	6	2,414	121	80	3.64	1,300	3	3	59.80	59.80

CONSOLIDATED SCHOOLS

County	Name of School	Location	Name of Superintendent or Principal	Postoffice Address
Oscola	Harris	Harris	I. W. Meehamer	Harris
Oscola	College Springs	College Springs	Earle Delland	College Springs
Palo Alto	Cylinder	Cylinder	Walter G. Clark	Cylinder
Mallard	Mallard	Mallard	Ralph H. Griffith	Mallard
Madison	Madison	Madison	Marion O. Franklin	Madison
West Bend	West Bend	West Bend	E. F. Wisdom	West Bend
Plymouth	Union Twp.	Union Twp. LeMars	P. S. Wiley	LeMars
Plymouth	West Field	West Field	O. J. Odgaard	West Field
Plymouth	Liberty Twp.	Liberty Twp. LeMars		
Pocahontas	Des Moines Twp.	Des Moines Twp.		
Havlock	Havlock	Havlock	Marie Z. Pingrey	Rolfe
Laurens	Laurens	Laurens	Harrison Busby	Havlock
Plover	Plover	Plover	A. A. Wood	Laurens
Ware	Ware	Ware	M. A. Foster	Plover
Alleman	Alleman	Alleman	A. E. Burrows	Ware
Alleman	Alleman	Alleman	C. W. Smith	Alleman
Folk	Herold	Herold		
Folk	Johnston Station	Johnston Station	Martin J. Albers	Grimes R. F. D. 1
Folk	Ekhart	Ekhart		
Folk	Sheldahl	Sheldahl	Carl Millblag	Sheldahl
Folk	White Oak	White Oak		
Folk	Rumells	Rumells		
Pottawattamie	Maedonia	Maedonia	A. D. Alepaugh	Maedonia
Pottawattamie	Gurnsey	Gurnsey	W. G. Warnock	Gurnsey
Puweshiek	Delphos	Delphos	C. W. Farnum	Delphos
Puweshiek	Maloy	Maloy	F. W. Stander	Maloy
Ringgold	Redding	Redding	G. D. Kieser	Redding
Ringgold	Early	Early	O. E. Day	Early
Ringgold	Auburn	Auburn	L. E. Omman	Auburn
Ringgold	Nemah	Nemah	H. A. Johnson	Nemah
Ringgold	Irean	Irean	P. M. Essex	Irean
Shelby	Kirkman	Kirkman	R. F. Cornell	Kirkman
Shelby	Tennant	Tennant	Thos. L. Cook	Tennant
Shelby	Colo	Colo	E. S. Jordan	Colo
Shelby	Fernald	Fernald	L. R. Hass	Fernald
Shelby	Shipley	Shipley	Mrs. Emma Breiting	Shipley
Shelby	Roland	Roland	Karl Hanson	Roland
Shelby	North Grant	Grant Twp. Ames	F. H. Baldwin	Ames
Shelby	Ames	Ames		
Taylor	Conway	Conway		
Taylor	Arispe	Arispe	Doris Warner	Arispe
Union	Shannon City	Shannon City	B. P. Clark	Shannon City
Union	Donda-Leando	Donda-Leando	M. L. Merritt	Donda Leando
Van Buren	Selma	Selma	Fred B. Tyler	Selma
Warren	Beck-Sandyville P. O.	Beck-Sandyville P. O.		
Warren	Hartford	Hartford	C. F. Shephard	Hartford
Warren	Norwalk	Norwalk	E. J. Pollock	Norwalk
Warren	Spring Hill	Spring Hill	Donald Rudenberg	Spring Hill
Washington	Crawfordsville	Crawfordsville	Minnie E. Conner	Crawfordsville
Washington	Harcourt	Harcourt	Edison A. Morris	Harcourt
Webster	Lanyon	Lanyon	Helen E. Means	Lanyon
Winneshago	Buffalo Center	Buffalo Center	P. S. Wright	Buffalo Center

PRINCIPALS AND STATISTICS—Continued.

Months in year	Grades in course	Schoools discontinued before June 30, 1917	Schools discontinued after June 30, 1917	Total pupils in attendance from closed schools	Pupils transported by district	No. teachers employed	Total paid for transportation for the year	Total enrollment	Total average daily attendance	Average cost of tuition per pupil per month	Annual salary of superintendent or principal	Assessments				
												Number		Average Monthly Salary		
												Males	Females	Males	Females	
9	12	5		106	143	8	2,856	227	181	7.23	1,800	1	6	100.00	65.00	
9	12	5		92	92	6	2,768	314	354	8.51	1,850	1	11	100.00	62.10	
9	12	5		100	77	41	2,236	112	90	3.32	850				55.50	
9	12	5		75	90	9	3,609	119	94	4.32	1,000				39.00	
9	12	5		75	90	9	2,349	122	130	3.44	310				45.50	
9	12	5		100	100	8	4,366	221	270	3.56	1,400	1	11	100.00	65.94	
9	12	5		96	136	6	3,105	185	159	3.00	900				65.50	
9	12	5		82	60	6	786	110	84	2.50	900				65.00	
9	10	5		129	125	7	2,450	135	126	10.20	900				65.00	
9	12	5		75	75	8	2,023	196	142	2.70	1,200	1	6	75.00	37.50	
9	12	5		80	96	6	2,064	229	204	7.55	1,600	1	12	90.00	60.25	
9	11	7		144	130	8	3,800	162	123	8.12	1,200				63.85	
9	12	5		100	100	6	2,984	151	129	2.05	1,000	1	5	111.11	65.00	
9	9	3				136	4	3,204	212	150	6.30	900	1	4	100.00	72.50
9	12	4		91	90	6	2,785	162	102	3.11	900	1	6	100.00	62.00	
9	12	4						64	48.5		600				61.50	
9	12	4						70	50		677				60.00	
9	12	4		50	94	6	1,546	117	122	2.84	900	1	2	60.00	25.00	
9	12	4		89	89	2	1,027	61	43	2.90	690				61.70	
9	11	6		212	119	7	3,150	213	171	6.14	1,000				67.00	
9	12	6		90	113	7	4,736	234	168	3.97	1,600				65.75	
9	12	6		74	74	6	2,700	130	102	6.34	1,200				61.00	
9	12	6		50	75	4	2,023	302	173	3.18	1,147	1	6	65.00	62.50	
9	12	3		62	88	6	2,462	171	141	3.90	1,000				63.75	
9	12	5		140	115	5	2,431	133	118	7.08	1,100				62.38	
9	12	5		62	102	8	2,710	247	320	3.90	1,250	1	9	85.00	65.56	
9	11	4		67	4	1,627	90	89	3.77	900					62.50	
9	9	5		96	92	4	1,216	90	79	2.15	650				60.00	
9	12	4		96	124	6	3,250	302	297	5.82	1,800	1	11	100.00	62.72	
9	8	1	4	56	88	3	987	88	52	5.30	810				60.00	
9	12	9		125	100	6		133	118.8	2.59	785				65.00	
9	12	9						305	198							
9	12	4		103	130	9	3,618	343	179	2.22	1,600	1	4	65.00	54.46	
9	12	6		122	126	8	2,913	154	127	3.98	1,100				63.11	
9	11	5		79	4	1,795	178	134	2.90	810					62.12	
9	12	6		136	136	6	2,790	242	190	4.09	1,275	1	7	65.00	62.50	
9	12	6		85	112	5	2,340	182	127	1.99	810				62.80	
9	12	8		118	112	3	3,027	306	164.3	5.10	1,000	1	7	80.00	69.50	
9	12	5		120	85	6	3,278	136	122	6.25	900				67.50	
9	12	5		139	98	6	2,690	130	90		720	1	2	80.00	65.00	
9	12	5		106	6	2,495	365	252	2.37	1,200	2	14	100.00	66.67		

CONSOLIDATED SCHOOLS

County	Name of School	Location	Name of Superintendent or Principal	Postoffice Address
Woodbury	Bronson	Bronson	Helene E. Glesman	Bronson
	Holly Springs	Holly Springs	Joe King	Holly Springs
	Hornick	Hornick	O. T. Pettit	Hornick
	Lawton	Lawton	J. R. Dewey	Lawton
	Owigo	Owigo	Davida L. Cassidy	Salix
	Pierco	Pierco	F. D. Funkhouser	Pierco
	Salix	Salix	L. P. Manning	Salix
	Sargeant's Bluff	Sargeant's Bluff	W. A. Roush	Sargeants Bluff
	Sloan	Sloan	A. B. Wheeler	Sloan
	Smithland	Smithland	J. F. Garnea	Smithland
Worth	Fertile	Fertile Twp.	Paul James	Fertile
	Hanlontown	Hanlontown Danville Twp.	M. F. Webb	Hanlontown
Wright	Joles	Joles Bristol Twp.	Leroy Osbrink	Joles
	Rowan	Rowan	W. A. Bogart	Rowan
Total				

PRINCIPALS AND STATISTICS.—Continued.

Months in year	Grades in course	Schools discontinued before June 30, 1917	Schools opened since June 30, 1917	Total pupils received from closed schools	Pupils transported by district	No. teachers employed	Total paid for transportation for the year	Total enrollment	Total average daily attendance	Average cost of tuition per pupil per month	Annual salary of superintendent or principal	Assistants			
												Number		Average Monthly Salary	
												Males	Females	Males	Females
3	11			108	5	2,282	176	148		216		5	5	90.00	60.00
3	10			198	7	2,917	140	100		900		12	5	100.00	65.00
3	12			157	7	434	189	126		1,000	1	6	150.00	65.00	
3	11														
3	10			46		1,970	300					12	6	150.00	60.00
3	12			100	7	2,285	217	150		1,260	1	8	150.00	65.00	
3	12			175	9	4,472	257	316		1,215	12	12	125.00	66.98	
3	12			150	7	4,000	309	309		1,300	12	12	130.00	65.80	
3	12			210	8	2,979	180	210		810					
3	12	1	1	80	6	2,456	172	142	6.04	900	11	4	70.00	57.00	
3	9														
3	10	1	11	12	1	440	131	101	2.95	680		5			57.08
3	12	7		88	8	2,037	126	100	2.50	1,100	1	8	150.00	64.00	
	30	23	12,300	17,477	92	674,700	34,916	27,773.7	2.87	200,156	96	1,173	8	89.93	66.36

EDUCATIONAL BOARD OF EXAMINERS

Summary of State Certificates Issued

Summary of Uniform County Certificates and
Provisional Certificates Issued

1917-1918

SUMMARY OF STATE LICENSES ISSUED

JULY 1, 1917—JUNE 30, 1918.

Kind of License	Diplomas and Certificates Issued			No. of Failures
	Male	Female	Total	
State Diplomas.....				
First Grade State Certificates:				
Examination—				
Original.....	1	2	3	3
Renewal.....	9	11	20	
Life Validation.....	19	6	25	
Graduation Iowa Colleges—				
Original.....	118	466	584	
Renewal.....	22	130	152	
Life Validation.....	22	81	113	
Colleges of other states—				
Original.....	19	19	38	
Renewal.....				
Life Validation.....				
Certificates of other states—				
Original.....	23	23	46	
Renewal.....	1	2	4	
Life Validation.....	3	3	6	
Total First Grade State Certificates Issued.....	246	727	973	
Second Grade State Certificates:				
Examination—				
Original.....	3	4	7	26
Renewal.....	3	6	9	
Life Validation.....	1	5	6	
Graduation I. S. T. C. and Normal Courses in Iowa Colleges—				
Original.....	15	377	392	
Renewal.....	8	58	66	
Life Validation.....	2	36	38	
Normal Schools of other states—				
Original.....		9	9	
Renewal.....				
Life Validation.....				
Certificates of other states—				
Original.....	21	53	74	
Renewal.....	1	1	2	
Life Validation.....	1	1	2	
Total Second Grade State Certificates Issued.....	54	547	601	
Third Grade State Certificates:				
Graduation—				
Iowa Colleges.....	29	61	90	
Normal Courses in Iowa Colleges.....	24	379	403	
Schools of other states.....	8	17	25	
Certificates of other states.....	21	78	99	
Total Third Grade State Certificates Issued.....	82	535	617	
Rural School Certificates:				
Graduation, I. S. T. C.....	4	62	67	
Old Form State Certificates:				
		7	7	

STATE LICENSES ISSUED TO TEACHERS.—Continued.

Kind of License	Diplomas and Certificates Issued			No. of Failures
	Male	Female	Total	
Primary State Certificates:				
Examination—				
Original.....		14	14	21
Renewal.....		22	22	
Life Validation.....		15	15	
Graduation—				
Original.....		10	10	
Renewal.....		8	8	
Life Validation.....		25	25	
Total Primary State Certificates Issued.....		94	94	
Special State Certificates:				
Examination—				
Original.....		1	1	1
Renewal.....		2	2	
Life Validation.....		2	2	
Graduation—				
Original.....		1	1	
Renewal.....		7	7	
Life Validation.....		2	2	
Total Special State Certificates Issued.....		7	20	
Total State Licenses Issued.....	289	1,795	2,184	

SUMMARY OF UNIFORM COUNTY AND PROVISIONAL CERTIFICATES
ISSUED JULY 1, 1917-JUNE 30, 1918.

JUNE, JULY, AUGUST, OCTOBER AND JANUARY EXAMINATIONS.

Total for the Year—Classified	June	July	Aug.	Oct.	Jan.
Special Uniform County Certificates.....	6	7		2	7
First Grade Uniform County Certificates.....	297	355	30	138	113
Second Grade Uniform County Certificates.....	1,306	1,447	407	961	612
Third Grade Uniform County Certificates.....	674	561	497	391	292
Provisional Certificates.....	51	113	163	106	80
Applicants Who received no certificate.....	659	401	176	312	250
Total number of applicants.....	2,951	2,903	1,173	1,620	1,289

TOTAL UNIFORM COUNTY AND PROVISIONAL CERTIFICATES ISSUED.

Special—	
Examinations.....	22
Certificates of other states and record of training.....	174
Renewal.....	136
Life Validation.....	4
Total.....	437
First Grade—	
Examinations.....	653
Renewal.....	1,280
Life Validation.....	91
Total.....	2,034
Second Grade—	
Examinations.....	4,461
Renewal.....	2,314
Life Validation.....	16
Total.....	6,801
Third Grade—	
Examinations.....	2,235
Renewal.....	85
Total.....	2,320
Provisional—	
Examination, June, July, August, October and January.....	461
Special examination.....	751
Certificates of other states and record of training.....	1,858
Expired Uniform County certificates.....	92
Total.....	3,202
Total Uniform County and Provisional Certificates issued.....	14,954

COUNTY SUPERINTENDENT'S REPORTS
1917-1918

COUNTY SUPERINTENDENTS IN OFFICE JUNE 30, 1918.

Counties	Superintendent	Terms served	Salaries	Postoffice
Adair	Mrs. Mina Whitlum	1	\$1,500	Greenfield
Adams	Mary C. Larson	1	1,500	Corning
Adair	W. L. Beck	1	1,500	Waukon
Adair	Janet Wilson	1	1,500	Centerville
Audubon	Ella M. Stearns	3	1,500	Audubon
Benton	Minnie Schloeman	1	1,500	Vinton
Black Hawk	H. C. Mosler	1	1,500	Waterloo
Boone	Trace E. Tucker	1	1,500	Boone
Bremer	May E. Francis	1	1,500	Waverly
Buchanan	A. E. Jewett	1	1,500	Independence
Burns Vista	A. E. Harrison	1	1,500	Storm Lake
Butler	H. B. Row	1	1,500	Allison
Calhoun	Janette Lewis	1	1,500	Rockwell City
Carroll	George Galloway	1	1,500	Carroll
Cass	Jennie M. Ward	2	1,500	Atlantic
Cedar	Alfred R. Yule	1	1,500	Tipton
Cerro Gordo	Fred D. Cram	1	2,000	Mason City
Cherokee	Margaret Montgomerie	1	1,500	Cherokee
Chickasaw	Sather H. Swenson	1	1,500	New Hampton
Clarks	Jessie Hart	1	1,500	Oswego
Clay	P. M. Ogle	1	500	Spencer
Clayton	Jarl F. Becker	1	1,500	Elkader
Clinton	J. E. Cozens	1	2,000	Clinton
Crawford	F. N. Ory	2	1,750	Denison
Dallas	Carolyn E. Forgrave	1	1,500	Adel
Davis	Ignace McConnell	1	1,500	Bloomfield
Deaatur	Habel Horner	2	1,500	Leon
Delaware	J. A. Oettle	1	1,500	Manchester
Des Moines	Wm. A. Dunlavy	1	1,500	Burlington
Dickinson	Annie R. Bailey Herbert	3	1,500	Spirit Lake
Dubnque	Joseph Flynn	1	1,500	Dubuque
Emmet	Ida A. Davis	1	1,500	Etherville
Fayette	Jedie Thorp Ocker	2	1,500	West Union
Floyd	Mary D. Korinke	2	1,500	Charles City
Franklin	Harry J. Henderson	2	1,500	Hampton
Fremont	Mabel B. Jones	1	1,500	Sidney
Greene	H. C. Borloff	1	1,500	Jefferson
Grundy	D. R. Earl	2	1,500	Grundy Center
Guthrie	L. M. Boggs	2	1,500	Guthrie Center
Hamilton	E. F. Snow	3	1,500	Webster City
Hancock	J. B. Buggs	2	1,500	Garner
Harlin	Maude Stoddard	1	1,500	Eldora
Harrison	Rose Tamela Paltz	3	1,500	Logan
Henry	Carolyn Campbell	2	1,500	Mt. Pleasant
Howard	Gna Fensenden	2	1,500	Cresco
Humboldt	Jessie Messer	1	1,500	Humboldt
Ida	Wilson Jones	4	1,000	Ida Grove
Iowa	J. A. Yoakam	1	1,500	Marengo
Jackson	E. B. Stoddard	3	1,500	Mapletoke
Jasper	Elva Surber	2	1,500	Newton
Jefferson	Jane Childsley	2	1,500	Fairfield
Johnson	V. E. Hesselius	1	1,600	Iowa City
Jones	Gate Maurice	6	1,500	Adams
Kookuk	H. S. McKicker	4	1,500	Sigourney
Kossuth	Wm. Shirley	1	1,500	Algona
Lee	E. O. Lynn	3	1,500	Donnellson
Linn	Lulu B. Seriat	1	2,000	Marion
Louis	Myrtle Jamerson	1	1,500	Wapello
Lusk	Myrtle A. Deagan	2	1,500	Chariton
Lyon	E. T. Gillman	4	1,500	Rock Rapids
Madison	Carrie Ludlow	3	1,500	Winterset
Mahaska	Jessie L. Dubock	1	1,500	Oskaloosa
Marion	Has Golden	1	1,500	Keosauqua
Marshall	C. E. Shott	1	1,500	Marshalltown
Mills	Geo. E. Masters	3	1,000	Glenwood
Mitchell	Blanche McLaughlin	1	1,500	Osage
Monona	Blanche M. Gardner	2	1,500	Osawa
Montrose	Myrtle Harlow	3	1,500	Albia
Montgomery	Elizabeth Hughes	1	1,500	Red Oak

COUNTY SUPERINTENDENTS IN OFFICE JUNE 30, 1918—Continued

Counties	Superintendent	Terms served	Salaries	Postoffice
Muscatine	E. D. Bradley	1	1,500	Muscatine
O'Brien	J. J. Billingsley	2	1,300	Pringhar
Oceola	Mary E. DeBoos	2	1,300	Sibby
Page	Agnes Sammons	1	1,500	Clarinda
Palo Alto	Margaret Ryan	1	1,500	Emmetsburg
Plymouth	Erna Plath	1	1,500	Le Mars
Pocahontas	Grace D. Bradshaw	2	1,500	Pocahontas
Polk	Pearl DeJarnette	1	2,000	Des Moines
Pottawattamie	F. J. Furryer	2	1,500	Council Bluffs
Poweshiek	Estelle Coon	4	1,500	Brooklyn
Ringgold	Louise Askren	1	1,500	Mount Ayr
Sac	P. A. Langhterback	1	1,500	Sac City
Scott	Henry S. Rouse	4	1,300	Davenport
Shelby	Rose M. Parker	1	1,500	Harlan
Sioux	C. H. Tye	2	1,500	Ocean City
Story	Maud Wakefield	2	1,500	Nevada
Tama	Mary A. Richards	3	1,700	Tosco
Taylor	Alce Neison	1	1,500	Belford
Union	Wm. Dell	1	1,500	Creston
Van Buren	Lizzie V. Meredith	2	1,500	Keosauqua
Wapello	R. L. Gardner	1	1,500	Ottumwa
Warren	W. M. Meffe	3	1,500	Indianola
Washington	Katherine Slechter	1	1,500	Washington
Wayne	Mrs. Jennie L. Clark	1	1,300	Corpton
Webster	Anna A. Johnson	1	1,500	Px. Dodge
Winnebago	Jessie M. Parker	1	1,500	Forest City
Woodbury	H. E. Miller	3	1,300	Decorah
Worth	T. B. Morris	6	2,000	Stout City
Wright	O. L. Varland	1	1,500	Northwood
	Blanch Cook	1	1,500	Clarion

SCHOOL ROOMS, TEACHERS EMPLOYED,
ABSTRACT A—REPORTS OF

Counties	Schools				Teachers	
	Number sub-districts	Number rooms in rural schools	Number rooms in graded schools	Average number months	Number Employed	
					Males	Females
ADAIR						
Cities, towns, villages and consolidated		8	74	9	7	50
Rural districts	104	133		8.4	11	139
ADAMS						
Cities, towns, villages and consolidated			29	9	10	35
Rural districts	77	106		8.1	4	137
ALLAMAKEE						
Cities, towns, villages and consolidated			66	9	12	49
Rural districts	60	123		7	2	163
APPANOOSE						
Cities, towns, villages and consolidated		1	145	9	23	148
Rural districts	95	108		6	21	121
AUDUBON						
Cities, towns, villages and consolidated			45	9	6	22
Rural districts	116	109		8.5	3	154
BENTON						
Cities, towns, villages and consolidated		1	90	9	16	102
Rural districts	73	156		8.6	7	201
BLACK HAWK						
Cities, towns, villages and consolidated			238	9.3	27	270
Rural districts	56	104		6	6	140
BOONE						
Cities, towns, villages and consolidated		15	100	8.8	17	144
Rural districts	70	110		8.2	6	154
BREMER						
Cities, towns, villages and consolidated			66	9	13	60
Rural districts	38	59		7.8	3	119
BUCHANAN						
Cities, towns, villages and consolidated			100	9	17	95
Rural districts	71	116		8.8	4	149
BUTLER						
Cities, towns, villages and consolidated			141	9	19	114
Rural districts	45	55		8.5	5	81
BUTLER						
Cities, towns, villages and consolidated			89	9	13	89
Rural districts	86	125		9	9	191
CALHOUN						
Cities, towns, villages and consolidated			125	9	14	100
Rural districts	117	119		8.4	9	155
CARROLL						
Cities, towns, villages and consolidated			68	9	16	88
Rural districts	102	128		8.3	7	138
CASS						
Cities, towns, villages and consolidated			81	9	15	99
Rural districts	134	122		9	12	191
CEDAR						
Cities, towns, villages and consolidated		5	66	8.8	16	80
Rural districts	51	116		8.5	5	160
CERRO GORDO						
Cities, towns, villages and consolidated			253	11	19	180
Rural districts	79	102		8.4	7	124
CHEROKEE						
Cities, towns, villages and consolidated			89	9	18	75
Rural districts	118	125		8.1	6	173
CHICKASAW						
Cities, towns, villages and consolidated		11	64	8	12	70
Rural districts	80	94		8	4	124

COMPENSATION AND NUMBER OF PUPILS
COUNTY SUPERINTENDENTS.

and Compensation				Pupils					
Number Months Employed		Average Compensation Per Month		No. of Persons Between the Ages of 5 and 11		No. of Persons of the Ages of 7 to 16 Years Inclusive		No. of Persons 7 to 16 Years Not Attending School	
Males	Females	Males	Females	Males	Females	Males	Females	Males	Females
67	459	\$28.70	\$36.36	692	727	438	475	2	25
30.5	1,026.25	54.25	32.96	1,071	1,421	1,045	1,070	22	22
78	315	104.60	65.90	499	530	299	302	15	7
34	859.4	52.65	51.94	1,168	1,072	775	742	46	17
39	450	86.62	62.12	962	967	591	579	17	14
11	994	35.50	47.14	1,795	1,371	1,070	1,041	66	39
198.2	1,287.2	102.78	59.73	3,184	2,184	2,200	2,435	29	8
154	798	59.17	49.85	1,592	1,733	1,791	1,554	119	132
64	388	123.23	67.34	519	545	402	428	12	8
17.5	842	26.52	38.49	1,398	1,261	972	922	12	8
147	909.5	121.78	71.30	1,741	1,367	1,122	1,228	2	2
29.75	1,272	49.50	50.22	1,812	1,581	1,157	1,079	22	9
239	2,471	122.60	77.90	5,199	5,799	3,081	3,148	8	6
37.5	870	59.19	54.13	1,304	1,300	1,059	990	18	12
122.5	1,230	129.37	64.25	2,012	2,205	1,812	1,788	1	1
51	855.5	56.14	32.17	1,199	1,450	1,022	1,070	4	10
90	552	146.42	69.28	990	1,114	619	704	3	4
11	723	48.42	49.35	1,450	1,286	990	899	19	22
120.5	829	127.68	60.75	1,248	1,200	770	761	30	18
19	1,001	54.42	49.68	1,435	1,351	955	910	7	10
146	671	124.11	65.94	1,015	1,094	1,150	1,274	8	16
45	525	68.66	56.37	624	793	632	524	4	4
88.25	669.75	117.42	69.25	1,181	1,122	710	740	5	3
33.4	997.75	77.92	32.23	1,695	1,350	1,133	987	68	28
121	804	131.15	67.91	1,378	1,236	719	727	9	8
31.3	971.65	58.62	51.37	1,182	1,109	896	784	12	12
110.5	721	125.24	79.12	1,544	1,608	971	1,045	24	3
37	736.5	38.99	32.62	1,711	1,577	1,184	1,110	6	5
191	829.5	129.59	66.82	1,496	1,557	897	897	27	16
30.25	1,040.25	47.28	50.69	1,432	1,399	1,013	916	22	12
107.1	692.65	120.34	67.69	1,079	1,092	701	756	5	4
20.25	945.75	59.77	50.37	1,374	1,312	859	746	11	10
171	1,075	128.33	75.50	3,118	2,120	1,095	2,111	9	10
39.25	821.5	77.53	53.16	1,389	1,021	969	746	16	21
144.1	629	125.21	72.90	1,155	1,115	778	788	1	1
17.8	669.1	80.75	61.00	1,199	1,059	842	772	20	23
96.75	549	128.08	64.35	1,067	1,168	672	695	2	5
10	761	48.95	49.95	1,352	1,251	879	827	28	19

ABSTRACT A—Continued—REPORTS OF

County	Schools				Teachers	
	Number sub-districts	Number rooms in rural schools	Number rooms in graded schools	Average number	Number Employed	
					Males	Females
CLARKE						
Cities, towns, villages and consolidated		26	8.9	8	45	
Rural districts	78	102	7.5	11	124	
CLAY						
Cities, towns, villages and consolidated		6	101	9	19	
Rural districts	73	75	8.6	3	53	
CLAYTON						
Cities, towns, villages and consolidated		4	116	9	22	
Rural districts	185	154	8	19	154	
CLINTON						
Cities, towns, villages and consolidated		172	9.5	30	181	
Rural districts	124	147	8.6	5	135	
CRAWFORD						
Cities, towns, villages and consolidated		137	9	21	91	
Rural districts	138	138	8.6	6	204	
DALLAS						
Cities, towns, villages and consolidated		132	9	13	146	
Rural districts	75	134	8	13	157	
DAVIS						
Cities, towns, villages and consolidated		49	8.7	8	42	
Rural districts	23	89	6.5	31	83	
DECATUR						
Cities, towns, villages and consolidated		90	9	19	91	
Rural districts	66	112	7.5	13	119	
DELAWARE						
Cities, towns, villages and consolidated		94	9	16	84	
Rural districts	99	105	5.6	3	124	
DES MOINES						
Cities, towns, villages and consolidated		1	169	9	22	
Rural districts	26	82	8	2	80	
DICKINSON						
Cities, towns, villages and consolidated		6	119	8.8	12	
Rural districts	47	45	8	2	35	
DUBUQUE						
Cities, towns, villages and consolidated		13	139	9.7	18	
Rural districts	69	119	5.7	3	173	
EMMETT						
Cities, towns, villages and consolidated		8	82	9	8	
Rural districts	61	61	5.8	2	76	
PAYETTE						
Cities, towns, villages and consolidated		9	129	8.9	25	
Rural districts	89	69	8	3	201	
FLOYD						
Cities, towns, villages and consolidated		92	9	14	87	
Rural districts	84	96	5.8	2	139	
FRANKLIN						
Cities, towns, villages and consolidated		74	9	12	75	
Rural districts	81	111	8	6	157	
FREMONT						
Cities, towns, villages and consolidated		57	9	11	77	
Rural districts	92	104	4	4	153	
GREENE						
Cities, towns, villages and consolidated		75	9	10	69	
Rural districts	124	133	8	6	179	
GRUNDY						
Cities, towns, villages and consolidated		93	9	16	59	
Rural districts	33	110	8	15	141	
GUTHRIE						
Cities, towns, villages and consolidated		76	9	12	79	
Rural districts	128	134	8.3	12	193	

COUNTY SUPERINTENDENTS.

and Compensation		Pupils							
Number Months Employed		Average Compensation Per Month		No. of Persons Between the Ages of 9 and 11		No. of Persons of the Ages of 7 to 16 Years Inclusive		No. of Persons 7 to 18 Years Not Attending School	
Males	Females	Males	Females	Males	Females	Males	Females	Males	Females
49	327	59.86	63.22	567	541	295	265	0	3
67.8	722.5	52.53	47.40	1,195	1,000	602	703	20	10
127.5	783	122.30	67.12	1,414	1,496	686	908	14	2
19	562	49.71	51.18	821	755	668	530	12	6
189.5	797	116.93	69.33	1,468	1,586	903	936	16	8
136.75	1,128.35	56.21	48.37	2,185	1,479	1,572	1,572	25	36
264	1,064.5	121.63	78.48	4,508	4,872	2,307	2,550	12	8
49	1,342.5	53.47	48.97	1,741	1,669	1,559	1,653	47	23
177.25	820	126.06	67.89	1,724	1,619	985	909	8	5
39	1,272.5	64.19	51.13	1,708	1,468	1,165	1,073	33	19
142	1,540	122.44	65.68	2,010	2,051	1,416	1,371	4	3
82.5	972	57.57	55.34	1,789	1,474	1,051	984	29	27
56	393	119.20	61.27	693	789	331	289	42	42
157	419	59.04	49.64	1,321	1,185	806	816	16	14
126	721	113.28	64.06	1,474	1,124	689	711	5	3
71.5	797.5	51.74	31.21	1,561	1,439	1,070	1,011	84	69
178.7	760.2	111.99	68.11	1,667	1,460	959	951	21	9
14.5	842.5	59.56	48.65	1,890	1,810	997	979	19	13
221	1,455	148.05	80.83	3,365	3,475	1,911	1,921	10	8
17	600	79.91	50.30	1,243	1,192	898	814	23	34
123.5	650	155.91	64.59	1,385	1,393	894	924	14	9
39	370.8	69.15	50.32	833	670	328	330	26	27
163	1,486	156.91	72.72	4,438	5,549	2,549	2,933	46	24
23	912	77.50	49.07	2,398	2,125	1,561	1,333	16	10
64.3	632	154.54	69.30	1,979	1,148	796	770	16	18
10	523	66.49	56.94	749	678	323	368	25	18
294	1,686	167.36	68.31	2,475	2,689	1,639	1,637	8	4
18.3	1,322	59.89	49.19	2,019	1,798	1,213	1,190	60	21
129	781	132.30	65.99	1,508	1,467	1,069	959		
18	491	66.65	56.50	1,118	1,097	717	798	5	5
97	674	119.64	66.02	1,111	1,135	714	796	6	6
33	872	32.64	51.62	1,400	1,565	928	669	59	32
665	336.75	66.49	1,092	1,055	744	718	15	2	
30	850	62.48	54.47	1,237	1,147	839	895	11	5
90	616.5	130.77	67.73	959	1,094	601	697		
25.25	1,029.25	52.47	51.25	1,391	1,303	982	962	3	7
63	517.5	121.68	65.87	825	810	569	555	28	21
71.75	810	60.45	60.82	1,402	1,289	902	915	10	17
108	675	118.47	61.17	1,667	1,144	720	761	6	
82.5	1,005	32.55	24.56	1,389	1,301	1,293	984	19	23

ABSTRACT A—Continued—REPORTS OF

Counties	Schools				Teacher	
	Number sub-districts	Number rooms in rural schools	Number rooms in graded schools	Average number	Number Employed	
					Males	Females
HAMILTON						
Cities, towns, villages and consolidated			86	9	8	88
Rural districts	97	123			17	194
HANCOCK						
Cities, towns, villages and consolidated			61	9	8	63
Rural districts	115	119			7	129
HARDIN						
Cities, towns, villages and consolidated			68	9	20	121
Rural districts	72	115			8	137
HARRISON						
Cities, towns, villages and consolidated			2	139	9	125
Rural districts	101	129			8	4 188
HENRY						
Cities, towns, villages and consolidated			90	8.9	16	90
Rural districts	30	87			6	110
HOWARD						
Cities, towns, villages and consolidated			32	9	2	37
Rural districts	92	101			8.8	5 122
HUMBOLDT						
Cities, towns, villages and consolidated			1	114	9	100
Rural districts	67	78			3 7.9	7 95
IDA						
Cities, towns, villages and consolidated			57	9	10	51
Rural districts	95	95			8	7 135
IOWA						
Cities, towns, villages and consolidated			77	9	10	70
Rural districts	73	134			9	13 168
JACKSON						
Cities, towns, villages and consolidated			79	9	12	77
Rural districts	99	131			8.8	5 136
JASPER						
Cities, towns, villages and consolidated			165	9	25	120
Rural districts	129	164			11 7.6	9 208
JEFFERSON						
Cities, towns, villages and consolidated			59	9	17	72
Rural districts	65	80			7.7	5 123
JOHNSON						
Cities, towns, villages and consolidated			83	9	13	82
Rural districts	112	150			8	13 199
JONES						
Cities, towns, villages and consolidated			104	9	14	83
Rural districts	68	126			8	7 175
KERRICK						
Cities, towns, villages and consolidated			127	9	20	114
Rural districts	23	113			7.9	11 110
KOSSUTH						
Cities, towns, villages and consolidated			136	9	15	117
Rural districts	177	174			8.4	3 225
LEE						
Cities, towns, villages and consolidated			2	113	9.1	26 141
Rural districts	47	98			8 7.8	9 113
LINN						
Cities, towns, villages and consolidated			1	316	9.2	26 421
Rural districts	98	155			3 8.4	10 207
LOUISA						
Cities, towns, villages and consolidated			70	9	13	65
Rural districts	56	68			8.5	2 74
LUDOWIC						
Cities, towns, villages and consolidated			60	9	5	57
Rural districts	32	98			8	19 90
LYON						
Cities, towns, villages and consolidated			64	9	13	50
Rural districts	94	132			8	9 140

COUNTY SUPERINTENDENTS.

and Compensation				Pupils					
Number Months Employed		Average Compensation Per Month		No. of Persons Between the Ages of 5 and 21		No. of Persons of the Ages of 7 to 16 Years Inclusive		No. of Persons 7 to 16 Years Not Attending School	
Males	Females	Males	Females	Males	Females	Males	Females	Males	Females
72	771	148.65	71.90	1,552	1,362	1,031	1,030		
72.5	885.3	54.74	55.70	1,309	1,337	882	947	25	10
64	564	136.32	69.34	1,023	1,152	695	654	23	14
44	854	61.55	52.42	1,355	1,392	922	920	14	4
143	1,074	127.57	70.30	1,778	1,816	1,212	1,224	23	12
22.1	828.0	62.50	58.85	1,225	1,183	807	827	10	9
216	1,078	117.51	66.09	2,230	2,265	1,408	1,425	6	6
13	1,056	58.41	55.37	1,638	1,622	1,233	1,183	12	6
119	770	120.40	66.70	1,283	1,254	892	929	4	10
31.5	606.5	57.37	52.33	1,165	1,108	777	739	18	9
63	324	122.92	67.36	762	807	400	497	2	2
13	801	50.62	50.37	1,416	1,251	972	830	6	9
132.7	747.7	117.29	66.77	1,080	1,164	720	792	10	7
34.9	600.3	57.30	49.86	885	814	621	607	8	1
90	448	122.00	69.25	704	753	507	495	1	
16.8	739.8	57.92	56.78	943	883	630	613	20	14
85	626	127.87	68.82	601	626	379	690	8	12
103.3	947	52.14	51.97	1,740	1,704	1,169	1,217	61	44
100	683	123.96	60.07	1,148	1,265	745	736	1	
23	1,065.5	49.36	49.31	1,859	1,737	1,211	1,103		
204	1,077	122.44	62.48	2,015	2,154	1,317	1,348	3	7
45	1,419.6	52.65	57.08	2,027	1,807	1,263	1,464	61	25
141	577	113.33	66.22	1,027	987	794	688	7	1
21	680	51.60	49.59	1,223	1,140	823	793	2	2
116	747	121.70	70.04	1,098	1,619	1,015	1,005		
91.5	1,196	69.23	59.23	2,045	1,879	1,287	1,240	21	18
127	609	125.30	62.10	1,235	1,233	745	826	5	1
35	905	56.25	50.19	1,448	1,340	988	915	27	19
165.3	1,021.5	118.13	65.91	1,679	1,800	928	1,085	7	3
65.3	762.6	52.70	57.29	1,667	1,405	979	881	53	30
122	1,011.5	121.98	70.67	1,842	1,877	1,229	1,227	14	8
13.3	1,414.4	48.34	52.50	2,430	2,175	1,619	1,484	33	25
124.5	1,226.5	150.64	62.44	2,151	2,430	2,109	2,051	1	1
58	785	59.03	52.62	1,513	1,465	1,028	1,012	8	7
310.7	2,817.3	118.57	82.61	7,688	8,241	4,745	5,247	36	13
58.5	1,399.2	51.63	48.73	2,425	2,247	1,500	1,500	23	21
115	585	107.23	67.82	960	1,065	598	705	7	6
15	557.5	56.19	52.78	914	800	591	384	20	24
45	513	127.78	65.03	1,028	914	779	628	4	8
103	623	59.35	54.79	1,520	1,336	961	789	42	27
102.2	500	111.39	72.68	908	1,012	628	654	9	1
41.3	591.4	60.21	54.38	1,572	1,425	1,010	948	40	10

ABSTRACT A—Continued—REPORTS OF

Counties	Schools				Teachers		
	Number sub-districts	Number rooms in rural schools	Number rooms in graded schools	Average number	Number Employed		
					Males	Females	
SCOTT							
Cities, towns, villages and consolidated			204	9.9	49	204	
Rural districts	76	96	10	9	5	117	
SHELBY							
Cities, towns, villages and consolidated			41	9	16	68	
Rural districts	111	116	8	6	0	177	
SIOUX							
Cities, towns, villages and consolidated			1	83	9	14	
Rural districts	170	190	3	8	10	181	
STURGEON							
Cities, towns, villages and consolidated			139	9	26	170	
Rural districts	49	102	8	6	6	123	
TAMA							
Cities, towns, villages and consolidated			99	8.9	13	96	
Rural districts	86	105	8	3	12	206	
TAYLOR							
Cities, towns, villages and consolidated			80	9	15	74	
Rural districts	87	113	8	2	3	134	
UNION							
Cities, towns, villages and consolidated			106	9	7	99	
Rural districts	85	95	8	12	126	215	
VAN BUREN							
Cities, towns, villages and consolidated			9	91	8	17	
Rural districts	46	79	7	13	8	85	
WAPELLO							
Cities, towns, villages and consolidated			148	9.1	24	175	
Rural districts	55	108	8	4	115	215	
WARREN							
Cities, towns, villages and consolidated			96	8.8	16	87	
Rural districts	37	100	7	9	118	218	
WASHINGTON							
Cities, towns, villages and consolidated			3	76	9	82	
Rural districts	40	117	8	25	3	137	
WAYNE							
Cities, towns, villages and consolidated			94	8.7	14	80	
Rural districts	101	114	7	4	16	110	
WEBSTER							
Cities, towns, villages and consolidated			149	9	18	162	
Rural districts	158	162	6	8	11	211	
WINNEBAGO							
Cities, towns, villages and consolidated			108	8.5	10	69	
Rural districts	69	81	7	1	97	166	
WINNEBISH							
Cities, towns, villages and consolidated			56	9.8	13	51	
Rural districts	103	137	7	8	180	283	
WOODBURY							
Cities, towns, villages and consolidated			431	9	65	495	
Rural districts	91	130	9	6	142	233	
WORTH							
Cities, towns, villages and consolidated			64	9	16	47	
Rural districts	73	77	7	7	80	157	
WRIGHT							
Cities, towns, villages and consolidated			112	9	15	109	
Rural districts	113	123	8	2	102	211	
Total cities, towns, villages and cons'd.			177	11,199	9.2	1,723	11,068
Total for rural districts	8,199	11,063	171	8.8	721	14,080	
Total for the state	8,199	11,360	11,331	9.1	2,454	25,178	

COUNTY SUPERINTENDENTS.

and Compensation				Pupils							
Number Months Employed		Average Compensation Per Month		No. of Persons Between the Ages of 5 and 21		No. of Persons of the Ages of 7 to 19 Years Inclusive		No. of Persons 7 to 19 Years Not Attending School			
Males	Females	Males	Females	Males	Females	Males	Females	Males	Females		
445.25	2,764.9	136.28	80.66	7,302	7,363	4,330	4,255	30	26		
81.72	921.25	65.56	35.23	1,786	1,944	1,177	1,134	62	58		
81	507	115.94	72.69	1,083	1,300	619	606	18	9		
18	922.5	36.27	32.14	1,469	1,308	945	872	10	6		
118	719	122.29	68.43	1,803	1,867	1,195	1,241	2	4		
79	1,394	60.34	37.69	2,450	2,288	1,368	1,331	30	21		
219	1,475.5	131.24	68.21	2,432	2,342	1,500	1,470	5	5		
21	758.5	52.29	56.65	1,706	1,132	866	848	15	8		
105.5	813.25	129.50	68.53	1,207	1,418	917	958	4	12		
61.2	1,109	32.90	30.34	1,849	1,006	1,217	1,068	11	12		
116	660	111.67	65.69	991	1,047	604	732	28	14		
7	872.5	52.88	50.28	1,365	1,395	904	929	2	6		
62	810	131.07	62.19	1,277	1,463	1,002	948	12	13		
53.25	732.25	47.11	49.51	825	802	570	567	21	12		
102.3	649	117.45	60.67	1,166	1,128	748	727	6	3		
68.3	337	55.19	48.90	1,070	104	745	629	20	16		
213	1,680	129.92	75.29	3,970	4,907	2,433	2,256	13	9		
30.3	804	63.62	54.59	1,808	1,424	1,047	1,034	37	43		
123.5	709	96.45	65.43	1,289	1,364	905	924	22	16		
48.9	608.9	53.50	55.27	1,380	1,201	929	892	21	22		
148	631	114.56	75.56	1,208	1,392	882	861	39	25		
14	922.25	53.50	51.30	1,022	1,435	1,060	997	8	13		
119	717.04	110.61	62.66	1,160	1,228	771	810	11	7		
165.86	710.89	56.17	53.64	1,182	1,104	792	750	97	40		
153	1,431	134.45	79.20	3,195	3,206	1,925	2,061	4	5		
80	1,405	46.76	52.20	1,968	1,855	1,331	1,368	22	17		
89	522	130.57	69.15	956	1,023	675	710	6	7		
7	586	46.66	46.22	1,254	1,065	825	727	37	32		
107.5	444.5	96.17	61.86	1,227	1,805	950	927	4	2		
24	479.3	48.49	48.92	1,933	1,204	1,000	1,042	18	7		
978	4,350	119.68	80.48	11,208	10,509	5,692	5,684				
18	1,125	62.67	45.25	1,390	1,312	942	985				
114.5	308	108.68	69.35	703	727	478	508	9	3		
	602	48.27	49.31	1,631	363	725	653	45	25		
113	967	124.20	66.70	1,529	1,603	1,079	1,133	5			
41	942	49.21	51.28	1,346	1,199	824	727	4	2		
14,147.25	97,454.94	8123.15	872.90	108,298	394,927	254,009	257,816	1,533	1,175		
2,661.70	87,989.47	8,78.39	856.27	145,193	159,787	97,760	93,143	2,851	2,164		
18,006.00	185,385.41	8133.54	869.56	345,281	337,814	271,772	259,692	4,384	3,269		

SCHOOL ENROLLMENT AND TUITION—
ABSTRACT A—Continued—REPORTS OF

Counties	Pupils and Tuition					Non-Resident	
	No. enrolled in school corporation	Previously re-ported in other districts, within this year	Total average daily attendance in whole corporation	Average cost of tuition per mo. for each pupil	Below 9th Grade		
					Number	Amount received	
ADAIR							
Cities, towns, villages and cons'd.	1,397		1,135	3.00	37	\$ 635.58	
Rural districts	2,433	380	1,656.5	4.62	34	72.56	
ADAMS							
Cities, towns, villages and cons'd.	1,086	17	834	2.85	15	214.75	
Rural districts	1,906	345	1,135.1	4.65	4		
ALLAMAKEE							
Cities, towns, villages and cons'd.	1,674	35	1,136	3.41	40	545.84	
Rural districts	2,221	141	1,303	4.19	10	184.70	
APPANOOSE							
Cities, towns, villages and cons'd.	5,438	64	4,457	2.57	85	1,312.28	
Rural districts	5,506	205	3,895	2.90	42	62.67	
AUDUBON							
Cities, towns, villages and cons'd.	1,116	47	840.7	3.08	22	995.15	
Rural districts	1,967	22	1,219	4.70	3	48.00	
BENTON							
Cities, towns, villages and cons'd.	3,030	70	2,470	3.78	133	2,961.00	
Rural districts	2,422	287	1,059	4.49	28	719.00	
BLACK HAWK							
Cities, towns, villages and cons'd.	8,431	131	6,956	3.53	19	310.23	
Rural districts	2,028	219	1,371	4.10	48	214.18	
BROWN							
Cities, towns, villages and cons'd.	4,614	121	2,614	2.61	90	2,167.48	
Rural districts	2,231	231	1,408	3.94	26	264.01	
BREMNER							
Cities, towns, villages and cons'd.	1,786	114	1,443	3.82	69	1,613.69	
Rural districts	1,905	171	1,197	3.87	75	674.55	
BUCHANAN							
Cities, towns, villages and cons'd.	3,473	68	2,049	3.97	52	595.90	
Rural districts	5,041	200	2,546	4.23	25	313.14	
BUENA VISTA							
Cities, towns, villages and cons'd.	2,052	59	2,237	3.66	16	240.50	
Rural districts	1,129	74	739	3.55			
BUYLE							
Cities, towns, villages and cons'd.	2,118	130	1,780	3.71	127	1,714.52	
Rural districts	2,232	296	1,001	4.00	24	302.24	
CALHOUN							
Cities, towns, villages and cons'd.	2,540	70	2,028	4.30	107	1,920.10	
Rural districts	1,268	106	1,137	3.14	1	24.64	
CARRROLL							
Cities, towns, villages and cons'd.	2,052	102	1,740	4.10	40	741.60	
Rural districts	1,650	244	1,005	5.08	13	210.20	
CASS							
Cities, towns, villages and cons'd.	2,365	177	2,267	2.11	129	1,610.20	
Rural districts	2,130	339	1,428	4.27	30	105.05	
CECIL							
Cities, towns, villages and cons'd.	2,008	74	1,719	3.96	143	2,323.08	
Rural districts	1,798	175	1,221	4.76	10	212.15	
CERRILLO GORDO							
Cities, towns, villages and cons'd.	5,700	371	4,595	2.77	34	305.00	
Rural districts	1,750	100	1,119	5.61	27	154.00	
CHEROKEE							
Cities, towns, villages and cons'd.	1,044	20	1,021	4.22	39	762.45	
Rural districts	1,689	159	1,100	5.45	6	105.70	
CHEYKASAW							
Cities, towns, villages and cons'd.	1,558	24	1,298.6	4.72	71	725.21	
Rural districts	1,077	244	1,052.1	4.20	26	230.11	
CLARKE							
Cities, towns, villages and cons'd.	1,137	18	991	2.17	23	82.20	
Rural districts	1,731	218	1,000	4.45	13	25.48	

SCHOOLHOUSES AND PROPERTY.
COUNTY SUPERINTENDENTS.

Pupils and Tuition		General				
9th Grade and Above		No. of school houses	Value of school houses	Value of apparatus	Number of books in the libraries	Rooms in which effects of the microscope and anæsthetic are taught
Number	Amount received					
142	\$ 2,702.21	9	121,000	\$ 2,100.00	2,240	29
134		134	85,845	2,514.00	6,034	131
135	4,980.29	7	72,800	2,425.00	1,648	21
105		105	25,850	2,270.00	2,709	97
143	4,082.37	10	254,450	6,003.00	9,400	54
123		123	97,050	2,267.00	6,728	120
219	6,729.91	30	261,200	21,200.00	7,267	133
109		109	70,253	4,301.00	1,283	115
78	4,517.11	5	140,000	11,500.00	1,500	30
107		107	80,300	4,880.00	5,003	108
92	6,210.86	17	300,100	27,615.00	7,222	86
100		100	80,400	9,574.00	11,528	141
173	7,250.74	29	400,000	194,725.00	10,850	223
108		108	80,800	5,500.00	7,088	110
163	4,950.23	37	542,800	18,007.00	11,252	111
105		105	70,245	6,300.00	7,272	108
168	7,174.19	13	188,700	11,360.00	7,200	49
95		95	64,277	6,079.00	8,779	91
205	10,556.78	16	442,700	17,225.00	7,241	70
119		119	60,710	7,413.00	6,534	116
55	1,055.50	17	505,500	29,000.00	10,626	37
1	45.00	61	124,720	6,603.00	6,074	63
166	5,042.91	12	274,200	9,660.00	6,829	54
2	101.70	122	74,316	2,207.00	9,089	119
201	7,780.07	15	247,500	19,950.00	6,705	59
120		120	62,250	5,661.00	11,042	118
79	2,047.47	14	280,000	10,250.00	7,280	22
15	84.00	13	114,855	9,000.00	5,123	117
200	8,812.65	12	522,500	2,300.00	6,261	82
182		182	75,600	4,410.00	9,007	128
159	6,430.62	15	4,100	7,255.00	6,142	51
124		124	85,861	7,907.00	6,958	104
122	2,707.60	24	60,400	61,255.00	6,001	243
103		103	70,610	8,812.00	8,214	99
141	6,243.07	12	258,200	10,122.00	8,682	33
126		126	74,296	6,468.00	15,712	124
194	5,912.84	21	120,000	7,206.00	4,780	56
91		91	52,200	2,222.00	5,122	94
102	4,402.50	6	7,000	1,275.00	1,726	29
107		107	7,000	2,250.00	2,628	102

ABSTRACT A—Continued—REPORTS OF

Counties	Pupils and Tuition				Non-Resident	
	No. enrolled in each corporation	Previously enrolled in other dist. or corporation this year	Total average daily attendance—whole corporation	Average cost of tuition per pupil for each pupil	Below 9th Grade	
					Number	Amount received
HARDIN						
Cities, towns, villages and cons'd.	3,376	69	2,872	2.69	110	2,789.28
Rural districts	1,948	113	1,964	2.17		
HARRISON						
Cities, towns, villages and cons'd.	3,878	138	3,964	3.20	73	737.55
Rural districts	2,658	240	1,893	2.84	43	356.29
HENRY						
Cities, towns, villages and cons'd.	2,500	177	2,606	2.43	83	1,694.62
Rural districts	1,731	309	1,145	3.04		
HOWARD						
Cities, towns, villages and cons'd.	1,031	61	966	3.63	48	372.50
Rural districts	1,720	139	1,137	4.37	36	181.33
HUMBOLDT						
Cities, towns, villages and cons'd.	2,153	125	1,973.6	4.63	150	2,079.24
Rural districts	1,280	127	824.5	4.00	35	465.90
IDA						
Cities, towns, villages and cons'd.	1,764	23	1,107	4.21	22	493.83
Rural districts	1,387	124	826	5.00	12	
IOWA						
Cities, towns, villages and cons'd.	1,964	74	1,822	3.67	138	2,312.19
Rural districts	2,870	225	1,637	3.47	5	12.78
JACKSON						
Cities, towns, villages and cons'd.	1,031	82	1,659	3.37	34	256.92
Rural districts	2,170	19	1,856	3.38	2	13.00
JASPER						
Cities, towns, villages and cons'd.	3,303	163	3,221	3.17	114	2,331.77
Rural districts	3,244	153	2,479	4.40	50	484.13
JEFFERSON						
Cities, towns, villages and cons'd.	2,072	94	1,712	3.31	55	1,037.51
Rural districts	1,704	114	1,214	3.73	13	192.39
JOHNSON						
Cities, towns, villages and cons'd.	2,205	23	1,823	4.70	69	494.75
Rural districts	2,555	199	1,811	4.31	94	485.65
JONES						
Cities, towns, villages and cons'd.	2,349	123	1,894	3.48	122	1,891.66
Rural districts	1,929	205	1,277	5.62	14	318.79
KEOKUK						
Cities, towns, villages and cons'd.	3,154	100	2,546	3.79	123	1,611.22
Rural districts	1,946	406	1,944	4.43	21	109.17
KEOSAUPEE						
Cities, towns, villages and cons'd.	2,987	77	2,437	3.90	68	876.33
Rural districts	2,879	108	1,861.3	4.96	37	37.50
LEWIS						
Cities, towns, villages and cons'd.	4,495	57	3,725	2.92	34	837.41
Rural districts	1,945	100	1,381	4.15	4	15.73
LINN						
Cities, towns, villages and cons'd.	11,609	197	9,370.8	4.07	183	3,176.04
Rural districts	5,221	849	2,178.2	3.53	67	6.80
LOUISA						
Cities, towns, villages and cons'd.	1,973	61	1,651	3.49	63	1,806.87
Rural districts	1,284	100	802	4.49		
LYNNE						
Cities, towns, villages and cons'd.	1,941	2	1,921	3.81	49	372.32
Rural districts	2,392	164	1,638	3.36	51	361.61
LYON						
Cities, towns, villages and cons'd.	1,650	84	1,239	4.03	55	768.73
Rural districts	2,218	129	1,410	4.82	9	204.21
MADISON						
Cities, towns, villages and cons'd.	1,086	23	1,212	3.50	109	1,135.15
Rural districts	2,379	115	1,304	4.47	12	186.71
MAHASKA						
Cities, towns, villages and cons'd.	4,065	469	2,923	3.61	76	1,216.65
Rural districts	2,439	277	1,565	4.12	30	379.56

COUNTY SUPERINTENDENTS.

Pupils and Tuition		General				
9th Grade and Above		No. of school houses	Value of school houses	Value of apparatus	Number of volumes in the libraries	Rooms in which efforts of stimulants and incentives are taught
Number	Amount received					
184	6,064.51	27	316,500	13,700.00	9,983	81
113		113	66,470	5,007.00	6,502	113
298	2,462.14	19	442,000	15,100.00	8,046	78
183		183	73,730	5,222.00	2,840	137
228	10,031.19	36	212,000	7,775.00	5,808	66
		88	46,800	2,610.00	6,675	66
96	5,383.47	6	97,000	5,500.00	6,077	20
161		161	65,375	4,038.00	5,974	97
145	3,396.85	14	227,000	11,170.00	7,955	68
21		21	21,865	3,713.00	6,534	61
62	4,370.61	8	308,000	13,000.00	5,445	47
94		94	22,750	2,097.00	7,861	93
180	5,026.20	10	192,000	7,786.00	4,373	54
129		129	73,400	6,580.00	8,005	127
137	3,362.76	13	194,900	6,485.00	5,354	39
122		122	69,900	5,923.00	2,634	129
279	12,246.22	23	607,500	22,216.00	5,951	127
3		3	94.00	195.66	4,492	149
217	6,355.59	9	320,000	6,312.00	6,275	48
88		88	67,700	6,724.00	4,949	90
152	2,922.85	34	602,000	13,800.00	4,132	76
155		155	105,000	9,000.00	15,223	164
297	3,805.81	13	276,500	5,500.00	5,715	304
124		124	74,600	5,948.00	11,237	129
357	11,990.19	22	289,800	25,776.00	6,692	71
112		112	59,320	4,344.00	6,009	166
182	6,392.75	16	289,000	27,302.00	11,777	59
4		182	169,255	11,833.00	11,741	178
123	3,494.62	22	540,000	9,150.00	5,544	87
14		162	118,350	7,466.00	6,829	143
469	14,196.60	47	1,659,971	89,813.19	11,616	287
139		139	113,200	6,965.00	12,027	198
169	8,274.24	14	178,800	9,580.00	6,223	51
66		66	43,450	3,822.00	4,138	67
190	4,909.68	7	186,500	2,750.00	3,525	43
4		68	61,900	5,280.00	1,961	69
89	2,228.50	9	149,000	8,925.00	4,611	43
130		130	88,700	3,797.00	7,974	123
231	6,327.51	10	168,300	3,369.00	2,374	58
132		132	36,035	9,099.00	4,606	127
215	7,422.56	24	565,250	14,623.00	6,635	104
113		113	89,423	3,825.00	3,665	112

ABSTRACT A—Continued—REPORTS OF

Counties	Pupils and Tuition					Non-Resident	
	No. enrolled in each corporation	Previously en-dist. or corpora-tion this year	Total average daily attend-ment whole corporation	Average cost of tuition per pupil for each pupil	Below 9th Grade		
					Number	Amount received	
MARION							
Cities, towns, villages and cons'd..	3,854	195	3,142	3.08	45	668.11	
Rural districts	2,491	301	1,560	3.89	5	8.25	
MARSHALL							
Cities, towns, villages and cons'd..	5,492	515	4,424	3.43	95	1,229.07	
Rural districts	1,493	166	1,052	4.83	27	136.81	
MILLS							
Cities, towns, villages and cons'd..	2,004	12	1,577	3.57	119	1,161.71	
Rural districts	1,733	214	1,009	3.90	118	259.75	
MITCHELL							
Cities, towns, villages and cons'd..	2,187	57	1,624	4.13	44	734.65	
Rural districts	1,138	142	748	4.78	40	817.43	
MONONA							
Cities, towns, villages and cons'd..	2,100	74	1,681	4.24	151	2,305.58	
Rural districts	2,098	255	1,293	4.80	5	242.12	
MONROE							
Cities, towns, villages and cons'd..	2,884	39	2,278	2.47	29	227.08	
Rural districts	3,847	139	2,384	2.49	54	88.11	
MONTGOMERY							
Cities, towns, villages and cons'd..	2,433	122	2,110	3.21	85	635.56	
Rural districts	1,720	280	1,115	4.29	35	91.06	
MUSCATINE							
Cities, towns, villages and cons'd..	3,723	62	3,121	3.29	88	1,554.53	
Rural districts	1,792	82	1,194	4.03	41	869.29	
O'BRIEN							
Cities, towns, villages and cons'd..	2,417	17	2,153	3.71	62	1,011.71	
Rural districts	1,743	289	1,109.3	5.61	23	430.79	
OSCEOLA							
Cities, towns, villages and cons'd..	1,013	86	869	3.76	42	387.94	
Rural districts	1,303	77	839	5.21	1		
PAGE							
Cities, towns, villages and cons'd..	3,790	300	3,099	3.72	131	2,183.19	
Rural districts	2,102	248	1,362	4.23	22	165.89	
PALO ALTO							
Cities, towns, villages and cons'd..	1,919	54	1,594	3.89	56	605.61	
Rural districts	1,925	268	1,246	4.44	20		
PLYMOUTH							
Cities, towns, villages and cons'd..	2,967	77	1,628	4.66	73	750.65	
Rural districts	2,477	239	1,580	5.17	22		
POCAHONTAS							
Cities, towns, villages and cons'd..	2,008	93	1,615	4.12	56	799.52	
Rural districts	1,435	139	928	5.43	12	78.46	
POLK							
Cities, towns, villages and cons'd..	39,344	345	19,436.4	4.15	167	3,123.11	
Rural districts	3,230	338	2,050.6	3.46	51	326.37	
POTTAWATTAMIE							
Cities, towns, villages and cons'd..	9,390	51	7,424	3.39	178	2,621.56	
Rural districts	2,843	162	2,481	4.38	12	49.16	
POWESHIEK							
Cities, towns, villages and cons'd..	2,725	128	2,282	3.82	128	1,482.07	
Rural districts	9,233	330	1,468	4.77	17	59.63	
RINGGOLD							
Cities, towns, villages and cons'd..	2,168	149	1,581	3.54	92	763.72	
Rural districts	1,822	188	1,177	4.43	27	167.68	
SAC							
Cities, towns, villages and cons'd..	2,142	42	1,794	4.29	68	1,972.24	
Rural districts	1,571	107	1,134	4.90	11	85.49	
SCOTT							
Cities, towns, villages and cons'd..	9,969	51	7,506	3.90	67	746.38	
Rural districts	2,531	99	1,682	3.62	31	765.82	
SHELBY							
Cities, towns, villages and cons'd..	1,714	21	1,304.3	4.43	54	577.75	
Rural districts	1,909	182	1,222	4.87	24	87.28	

COUNTY SUPERINTENDENTS.

Pupils and Tuition		General				
9th Grade and Above		No. of school houses	Value of school houses	Value of apparatus	Number of volumes in the libraries	Rooms in which instruction and recitation are taught
Number	Amount received					
123	2,761.53	27	205,360	12,150.00	6,783	124
103		103	71,923	5,861.00	4,708	107
169	5,421.32	32	692,410	42,700.00	12,395	165
85		85	61,900	5,177.00	4,966	87
182	4,863.35	15	121,450	5,124.00	5,100	65
75		75	61,220	3,222.00	8,019	75
143	5,453.45	17	242,000	25,100.00	8,022	64
3		74	46,895	8,710.00	8,389	68
105	3,190.80	14	138,800	12,015.00	7,642	80
124		124	56,290	5,172.00	5,199	122
94	3,909.44	14	233,400	9,145.00	2,847	63
109		109	81,639	5,700.00	2,755	123
250	5,973.65	14	353,300	9,259.00	4,124	71
97		97	69,450	5,275.00	7,578	96
140	4,939.15	17	551,000	15,125.00	6,802	87
8	188.09	84	74,322	6,138.00	3,864	90
186	4,454.76	15	306,050	15,950.00	6,179	61
124		124	74,730	4,522.00	14,779	116
70	1,841.21	5	143,282	9,135.00	4,136	30
84		84	47,960	5,275.00	9,394	78
277	10,126.42	23	381,000	12,225.00	5,134	99
112		112	70,025	8,670.00	11,309	110
105	2,915.75	12	296,500	12,500.00	6,767	67
107		107	68,530	6,465.00	15,968	104
108	3,977.95	19	303,700	14,715.00	7,290	73
157		157	111,225	11,787.00	14,188	145
123	4,226.53	11	406,000	24,300.00	7,674	62
98		98	46,250	5,965.00	8,493	95
241	13,845.88	161	4,956,600	497,460.00	4,727	711
105		105	97,083	7,908.00	9,628	109
372	8,118.74	37	752,700	21,976.00	29,194	230
206		206	133,413	11,653.00	11,213	216
248	9,436.51	14	300,000	15,968.00	5,561	64
123		123	127,620	5,490.00	6,322	127
194	7,669.43	11	216,500	8,250.00	4,272	55
104		104	68,173	4,291.00	3,949	103
176	6,868.30	11	322,800	13,900.00	7,367	53
107		107	54,473	6,893.00	8,949	109
127	4,166.22	29	1,471,600	18,299.00	25,794	172
100		100	144,073	8,515.00	9,660	100
97	3,969.74	13	281,100	9,750.00	4,791	42
116		116	82,735	4,235.00	7,367	109

ABSTRACT A—Continued—REPORTS OF

Counties	Pupils and Tuition				Non-Resident	
	No. enrolled in each corporation	Previously enrolled in other public or corporation, this year	Total average number in whole corporation	Average cost of tuition per pupil for each pupil	Below 9th Grade	
					Number	Amount received
SIOUX						
Cities, towns, villages and cons'd.	2,300	120	1,850	3.82	46	601.96
Rural districts	2,950	180	2,048	5.00	23	156.08
STORY						
Cities, towns, villages and cons'd.	4,791	70	3,911	3.64	174	2,861.97
Rural districts	1,597	188	1,116	4.87	—	332.90
TAMA						
Cities, towns, villages and cons'd.	2,449	41	2,110	3.71	102	2,458.57
Rural districts	2,472	210	1,737.8	4.71	53	241.40
TAYLOR						
Cities, towns, villages and cons'd.	2,235	113	1,789	3.62	160	1,562.81
Rural districts	2,181	255	1,367	4.05	39	272.98
LINCOLN						
Cities, towns, villages and cons'd.	2,813	43	2,169	3.64	54	735.86
Rural districts	1,499	65	884	4.08	—	—
VAN BUREN						
Cities, towns, villages and cons'd.	2,284	74	1,820	3.24	155	2,618.59
Rural districts	1,485	187	907	2.89	36	37.53
WAPELLO						
Cities, towns, villages and cons'd.	6,529	248	5,194	3.69	103	1,932.17
Rural districts	2,468	239	1,516	3.89	5	21.75
WARREN						
Cities, towns, villages and cons'd.	2,727	107	2,100	3.86	115	1,949.32
Rural districts	1,896	317	1,195	4.41	21	53.60
WASHINGTON						
Cities, towns, villages and cons'd.	2,491	55	1,918	3.86	83	1,004.87
Rural districts	2,159	395	1,482	3.95	13	119.45
WAYNE						
Cities, towns, villages and cons'd.	2,379	18	2,014	3.23	129	1,789.22
Rural districts	1,882	191	1,355	4.42	—	—
WEBSTER						
Cities, towns, villages and cons'd.	4,897	9	3,884	3.85	82	1,072.72
Rural districts	2,866	198	1,948	4.93	33	458.28
WINNEBAGO						
Cities, towns, villages and cons'd.	1,778	69	1,470	2.99	45	454.06
Rural districts	1,679	65	1,116.5	2.59	—	—
WINNEBIEK						
Cities, towns, villages and cons'd.	1,497	24	1,164.5	3.67	35	48.26
Rural districts	2,427	105	1,028.2	3.81	5	26.28
WOODBURY						
Cities, towns, villages and cons'd.	13,908	—	11,590	4.03	—	—
Rural districts	2,274	—	1,470	4.16	—	—
WORTH						
Cities, towns, villages and cons'd.	1,430	32	1,221	3.31	11	238.42
Rural districts	1,498	137	930	4.04	—	—
WRIGHT						
Cities, towns, villages and cons'd.	2,261	14	2,280	3.54	49	1,004.13
Rural districts	1,867	163	1,234	4.30	31	74.00
City total.	325,860	8,778	300,784.4	3.64	7,040	\$115,376.15
Rural totals.	304,515	17,965	124,722.3	4.41	2,264	\$ 17,246.23
Grand totals.	509,375	26,743	305,506.7	2.89	10,000	\$132,622.38

COUNTY SUPERINTENDENTS.

Pupils and Tuition		General				
9th Grade and Above		No. of school houses	Value of school houses	Value of apparatus	Number of volumes in the libraries	Rooms in which efforts are made and narrators are taught
Number	Amount received					
97	2,403.74	13	286,000	30,035.00	9,826	61
128	128,800	170	128,800	11,171.00	13,027	164
285	8,432.25	34	704,700	20,889.00	9,113	113
100	30,055	100	30,055	5,866.00	6,429	100
179	6,022.38	14	355,300	9,659.00	5,762	51
158	146,312	158	146,312	8,939.00	8,450	154
227	6,590.34	13	204,650	36,171.00	2,617	56
313	73,213	313	73,213	4,944.00	5,333	300
196	5,177.25	14	234,100	8,471.00	8,727	93
95	59,430	95	59,430	2,689.00	2,513	94
221	6,123.55	17	315,700	20,156.00	6,516	71
87	47,736	87	47,736	2,483.00	2,190	71
205	7,419.23	22	645,000	33,400.00	5,370	143
5	169.89	100	76,375	7,366.00	1,284	106
229	8,491.37	20	207,150	12,915.00	4,191	68
109	70,900	109	70,900	5,405.00	2,889	161
285	8,435.17	16	233,200	10,760.00	5,615	50
2	22.50	115	83,675	5,845.00	11,220	115
270	7,008.58	13	189,500	7,800.00	6,597	57
116	49,300	116	49,300	2,003.00	5,981	108
81	4,105.00	21	545,940	11,002.00	6,483	127
160	107,525	160	107,525	13,864.00	16,174	161
111	2,714.25	11	249,200	20,875.00	2,606	116
81	59,385	81	59,385	7,362.00	5,134	81
63	1,993.46	11	114,290	8,275.00	4,822	38
323	92,195	323	92,195	6,019.50	8,098	106
289	1,301,649	289	1,301,649	108,160.00	No Data	No Data
39	39,773	39	39,773	12,073.00	558	558
92	2,002.32	15	174,000	9,145.00	7,690	47
77	54,413	77	54,413	4,546.00	6,308	77
243	8,502.76	13	295,000	12,446.00	7,234	80
121	74,510	121	74,510	6,112.00	39,947	120
16,861	\$647,609.72	1,767	\$ 41,274,645	\$ 2,170,000.19	678,224	8,387
82	\$ 9,212.51	11,232	\$ 7,615,038	\$ 623,235.50	728,206	11,761
16,949	\$56,722.23	13,019	\$ 48,889,684	\$ 2,804,221.69	1,407,190	19,888

STATISTICS OF ABSTRACT A-1—REPORT OF TEACHERS AND

Table with columns for Counties, Corporations (Sub-Districts, Consolidated Schools, School Townships, Independent cities, town or village corporations, Rural independent districts, Totals), Directors (Consolidated Schools, School Townships, Independent cities, town or village corporations, Rural independent districts, Totals), and Schools (No. of rooms, rural or schools). Rows list counties from Adair to Jefferson.

SCHOOL DISTRICTS COUNTY SUPERINTENDENTS THEIR COMPENSATION.

Table with columns for School, Teachers, Number, Employment, Compensation, Examination. Sub-columns include No. rooms in graded schools, Average number of months taught, Number Employed (Males/Females), Total Number Employed (Males/Females), Average No. Months Employed (Males/Females), Average Compensation Per Month (Males/Females), Certificates Issued (Males/Females), and Number necessary.

ABSTRACT A-1—REPORT OF TEACHERS AND

Table with columns for Counties, Corporations (Sub-districts, Consolidated schools, School townships, Independent city, town and village corporations, Rural independent districts, Total), Directors (Consolidated schools, School townships, Independent city, town and village corporations, Rural independent districts, Total), Schools (No. of rooms for rural schools), and a final column for Total counts.

COUNTY SUPERINTENDENTS. THEIR COMPENSATION.

Table with columns for Schools (No. rooms in graded schools, Average number of months taught), Teachers (Number Employed, Total Number Months Employed, Average No. months Employed), Compensation (Average Com. per Month), Examination (Certificates Issued), and Number necessary.

SCHOOL ENUMERATION, ENROLLMENT, ABSTRACT A 2—REPORTS OF COUNTY

Table with columns: County, Pupils (Males, Females), Enrollment (Total, Previously enrolled, Total average daily attendance), and various other metrics.

SCHOOLHOUSES AND EQUIPMENT.

SUPERINTENDENTS JULY 1, 1917 TO JUNE 30, 1918.

Table with columns: County, Tuition (Non-Resident Pupils and Tuition, Below 9th Grade, 9th Grade and Above), General (Number of school houses, Value of school houses, Value of apparatus, Number of volumes in libraries, Rooms in which the average of students and teachers are taught).

SCHOOL FINANCES, JULY 1, 1917 TO JUNE 30, 1918.
ABSTRACT B2—REPORTS OF COUNTY SUPERINTENDENTS.

Counties	Outstanding Bonds and Interests Bearing Warrants		
	Bonds	Warrants	total
Adair.....	\$ 74,000.00	\$ 6,363.53	\$ 80,363.53
Adams.....			
Allamakee.....	22,677.73	6,948.73	29,626.46
Appanoose.....	120,000.00	2,325.49	122,325.49
Audubon.....			
Benton.....			
Black Hawk.....	448,233.37	20,350.18	468,583.55
Boone.....			
Bremer.....	219,777.76	11,478.83	231,256.59
Buchanan.....			
Boona Vista.....			
Butler.....			
Calhoun.....	214,000.00	4,751.47	218,751.47
Carroll.....	235,100.00	2,362.25	237,462.25
Cass.....	62,750.00	660.54	63,410.54
Cedar.....	738,000.00	10,417.09	748,417.09
Cerro Gordo.....	137,000.00	5,154.82	142,154.82
Cherokee.....	72,900.00	992.84	73,892.84
Chickasaw.....	97,100.00		97,100.00
Clark.....	233,000.00		233,000.00
Clay.....	79,300.00	15,699.55	94,999.55
Clayton.....	177,000.00	8,516.92	185,516.92
Clinton.....			
Crawford.....	213,500.00	10,441.16	223,941.16
Dallas.....			
Davis.....	60,255.00	3,292.46	63,547.46
DeWatur.....	145,500.00	17,321.11	162,821.11
Delaware.....	213,250.00	2,377.50	215,627.50
Des Moines.....	204,000.00	22,057.88	226,057.88
Dickinson.....	128,000.00	2,371.74	130,371.74
Dubuque.....			
Emmet.....	233,000.00	2,422.16	235,422.16
Fayette.....	121,700.00	8,805.99	130,505.99
Floyd.....	222,000.00	13,628.22	235,628.22
Franklin.....			
Fremont.....			
Greene.....			
Grundy.....	219,981.25	5,066.38	225,047.63
Guthrie.....			
Hamilton.....	124,200.00	535.70	124,735.70
Hancock.....	131,000.00	2,373.36	133,373.36
Hardin.....			
Harrison.....			
Henry.....	76,800.00	1,776.76	78,576.76
Howard.....	122,500.00	3,000.00	125,500.00
Humboldt.....	210,000.00	16,110.00	226,110.00
Ida.....	153,500.00		153,500.00
Iowa.....	79,675.00	21,000.00	100,675.00
Jackson.....	87,500.00		87,500.00
Jasper.....			
Jefferson.....	142,300.00		142,300.00
Johnson.....	308,000.00	18,344.81	326,344.81

ABSTRACT B2—REPORTS OF COUNTY SUPERINTENDENTS.

Counties	Outstanding Bonds and Interests Bearing Warrants		
	Bonds	Warrants	Total
Jones.....			
Keokuk.....			
Kossuth.....			
Lee.....			
Linn.....	533,689.00	22,043.18	555,732.18
Louisia.....			
Lucas.....			
Lyon.....			
Madison.....	40,000.00	9,020.87	49,020.87
Mahaska.....	331,300.00	8,846.44	340,146.44
Marion.....			
Marshall.....	298,000.00	9,786.79	307,786.79
Maure.....	84,450.00	2,773.47	87,223.47
Mitchell.....	181,000.00	13,659.02	194,659.02
Monona.....	124,000.00	7,000.00	131,000.00
Monroe.....			
Montgomery.....	223,600.00	844.45	224,444.45
Muscatine.....	267,450.00	373.16	267,823.16
O'Brien.....			
Oscola.....	87,000.00	9,222.02	96,222.02
Page.....	407,000.00	1,582.20	408,582.20
Palo Alto.....			
Plymouth.....	145,100.00	5,783.81	150,883.81
Pocahontas.....	290,500.00	24,727.53	315,227.53
Polk.....	413,716.00	30,230.68	443,946.68
Pottawattamie.....			
Poweshiek.....	137,600.00	6,300.00	143,900.00
Ringgold.....	223,900.00	6,975.18	230,875.18
Sac.....	103,500.00		103,500.00
Scott.....	779,000.00	863.70	779,863.70
Shelby.....	299,000.00	7,272.61	306,272.61
Stout.....			
Story.....			
Tama.....	45,700.00	692.50	46,392.50
Taylor.....			
Union.....	163,700.00	1,500.00	165,200.00
Van Buren.....	138,810.34	2,007.36	140,817.70
Wapello.....	125,000.00	39,444.66	164,444.66
Warren.....			
Washington.....	207,500.00	8,000.32	215,500.32
Wayne.....	35,300.00	5,500.00	40,800.00
Webster.....	323,000.00	9,451.61	332,451.61
Winneshiek.....			
Woodbury.....	88,500.00	16,334.03	104,834.03
Worth.....	192,400.00	10,292.17	202,692.17
Wright.....			
Total.....	\$12,746,647.51	\$ 602,077.32	\$13,348,724.83

EXAMINATIONS, TEACHERS' CERTIFICATES ABSTRACT C—REPORTS OF

Table with columns for Counties, No. of first and second certificates granted, No. of special certificates granted, No. of normal certificates granted, No. of re-jections, Total number of candidates examined, Total county examinations given, Total normal training fees received.

ISSUED AND NUMBER IN FORCE. COUNTY SUPERINTENDENTS.

Table with columns for Counties, No. Employed with 2 or more yrs. Experience, No. Employed with 1 yr. Experience, No. Employed with less than 1 yr. Experience, No. holding normal certificates, No. holding special certificates, No. holding provisional certificates, No. holding first grade certificates, No. holding second grade certificates, No. holding third grade certificates, No. holding fourth grade certificates, No. holding fifth grade certificates, No. holding sixth grade certificates, No. holding seventh grade certificates, No. holding eighth grade certificates, No. holding ninth grade certificates, No. holding tenth grade certificates, No. holding eleventh grade certificates, No. holding twelfth grade certificates.

MEETINGS, VISITATION, COMPENSATION.

ABSTRACT D1—REPORTS OF COUNTY SUPERINTENDENTS.

Counties	Educational Meetings			School Visitation	Compensation and Expenses					
	County superintendent	Monthly school meetings	Educational Meetings		No. different visits made by school officers from July 1, 1917, to June 30, 1918	Amount paid by county to county superintendents from July 1, 1917, to June 30, 1918	Amount received by county from county superintendents from July 1, 1917, to June 30, 1918	Amount received by county from county superintendents from July 1, 1917, to June 30, 1918		
Adair	No	No	3	1	2	180	298	\$ 1,200.00	\$ 547.50	\$ 749.28
Adams	Yes	No	0			121	135	1,500.00	125.50	148.49
Adair	Yes	Yes	12			143	136	1,500.00	609.50	382.84
Appanoose	No	No	4		2	200	295	1,500.00	247.49	397.20
Arabon	No	No	4			124	194	1,500.00	50.00	218.75
Benton	No	No	3			180	200	1,500.00	109.75	260.00
Black Hawk	No	Yes	0			125	175	2,000.00	816.00	369.00
Bosch	No	No	0			218	228	1,500.00	444.50	191.12
Bremer	No	No	10			146	189	1,000.00	122.00	298.47
Boyan	No	No	7			146	271	1,500.00	609.00	397.20
Boya Vista	No	No	6			162	191	1,500.00	306.00	260.00
Butler	No	No	21	2		105	300	1,500.00	408.12	228.80
Calhoun	No	No	39			125	190	1,500.00		260.00
Carroll	No	No	6	3		190	330	1,500.00	109.00	399.00
Cass	No	No	6	1		126	160	1,500.00	304.00	223.00
Cedar	No	No	4			130	170	1,500.00	771.00	32.50
Cerro Gordo	Yes	No	20			124	175	2,000.00	1,355.00	260.00
Cherokee	No	No	13	5		150	206	1,500.00	702.91	281.30
Chickasaw	No	No	21			253	273	1,500.00	600.00	
Clarke	Yes	No	4			128	160	1,500.00	298.49	125.60
Clay	Yes	No	4			210	215	1,500.00	516.00	350.00
Clayton	Yes	No	7		1	169	132	2,225.00	140.00	244.48
Clinton	No	No	6			241	246	3,002.00	907.50	296.26
Crawford	No	No	6			178	190	1,500.00	600.00	217.07
Dallas	No	Yes	1			101	35	1,500.00	184.50	95.00
Davitt	Yes	No	2	1		146	150	1,500.00	429.30	100.94
Delaware	Yes	No	2			169	112	1,500.00	350.00	260.00
Des Moines	No	No	8			98	113	1,500.00	603.00	358.00
Dickinson	No	No	6			65	70	1,500.00	977.50	112.28
Duboué	Yes	No	8			135	140	1,500.00		307.00
Emmet	Yes	Yes	13			123	271	1,500.00	36.00	176.24
Fayette	No	No	4			153	170	1,500.00	720.00	220.00
Floyd	No	Yes	0	2		190	209	2,300.00	612.50	186.50
Franklin	No	No	6			138	156	1,500.00	550.00	172.20
Fremont	No	No	5			50	134	1,500.00	602.40	212.85
Greene	Yes	No	7	2		298	700	1,000.00	304.50	341.77
Grundy	No	No	13			122	170	1,500.00	618.00	186.66
Guthrie	No	Yes	20	1		165	200	1,500.00	500.00	230.00
Hamilton	No	No	5	2		170	160	1,300.00	430.00	199.50
Hancock	No	No	6	1		62	62	1,000.00	307.00	91.17
Hardin	Yes	No	4	1		147	200	1,500.00	629.95	250.00
Harrison	Yes	No	1			153	169	1,300.00	320.00	276.00
Henry	No	No	1			140	140	1,000.00	491.20	261.28
Howard	No	No	6		1	46	75	1,500.00	60.00	212.29
Humboldt	Yes	No	7		3	180	317	1,500.00	423.12	235.30
Ia	Yes	No	5			85	97	1,600.00	28.50	22.30
Iowa	No	No	5	6		330	170	1,300.00	627.50	220.20
Jackson	No	No	6			190	200	1,500.00	78.00	178.44
Jasper	No	No	7			121	139	1,500.00	669.60	230.00
Jefferson	Yes	No	4		1	136	202	1,500.00	238.95	242.98

ABSTRACT D1—REPORTS OF COUNTY SUPERINTENDENTS.

Counties	Educational Meetings			School Visitation	Compensation and Expenses					
	County superintendent	Monthly Meetings	Educational Meetings		No. different visits made by school officers from July 1, 1917, to June 30, 1918	Amount received by county from county superintendents from July 1, 1917, to June 30, 1918	Amount paid by county to county superintendents from July 1, 1917, to June 30, 1918	Amount received by county from county superintendents from July 1, 1917, to June 30, 1918		
Johnson	No	No	0	2		190	162	1,800.00	720.00	228.47
Jones	No	No	0			102	102	1,500.00		600.00
Keokuk	Yes	No	7			229	280	1,500.00	600.00	250.00
Kossuth	No	No	0	1		270	290	1,500.00	500.00	256.00
Lee	Yes	No	6	2		200	240	1,200.00	24.00	222.98
Linn	No	No	4		1	202	232	2,000.00	720.00	249.14
Linn	No	No	4			111	101	1,500.00	400.00	146.20
Lucas	Yes	No	6	2		180	155	1,500.00	600.00	277.25
Lyon	Yes	No	6	1		140	148	1,500.00	400.00	276.00
Madison	No	No	7			160	220	1,500.00	146.43	290.22
Mahaska	No	No	21	1		185	226	1,300.00	600.00	249.50
Marion	Yes	Yes	20	22		275	560	1,500.00	864.42	219.72
Marshall	No	No	5			146	166	1,500.00	449.78	226.11
Marshall	No	Yes	12			97	119	1,600.00		197.11
Mitchell	No	No	4	8	2	130	200	1,500.00	254.19	165.00
Monona	No	No	4	8		140	202	1,500.00	250.00	250.00
Monroe	Yes	Yes	7			170	150	1,500.00	85.00	193.00
Montgomery	No	No	6			105	112	1,500.00	156.00	206.35
Muscatine	Yes	No	6	1		95	117	1,500.00	600.00	241.12
Muscatine	No	No	3			120	210	1,500.00	109.00	245.14
O'Brien	No	No	5			97	101	1,500.00	237.75	321.11
Oceola	No	No	5							
Paga	Yes	Yes	16	1		200	250	1,500.00	629.00	227.80
Palo Alto	Yes	No	5			137	222	1,500.00	720.00	322.70
Plymouth	Yes	Yes	6	4		106	228	1,500.00	405.00	244.53
Pocahontas	No	No	4	12		130	130	1,500.00	500.00	87.07
Polk	Yes	Yes	20			187	261	2,000.00	1,121.25	272.95
Pottawattamie	No	No	12	16	5	212	228	4,300.00	150.00	250.00
Poweshiek	No	No	6			130	150	1,500.00	654.00	274.80
Ringgold	No	No	5			158	117	1,500.00	64.00	218.75
Sac	No	No	4			202	228	1,500.00	300.00	262.08
Scott	No	No	1	1		121	163	1,800.00	720.00	229.44
Shelby	No	No	6			125	165	1,500.00	103.63	248.25
Sioux	No	No	6			200	140	1,916.62	600.00	120.00
Story	Yes	Yes	9	1	1	224	320	2,500.00	900.00	321.00
Tama	Yes	No	4	1		179	254	1,700.00	358.50	350.00
Taylor	No	Yes	6			77	77	1,600.00	189.75	112.78
Union	No	Yes	2			319	190	1,500.00	428.10	149.40
Van Buren	No	No	4	2	1	165	208	1,500.00	250.00	154.78
Wapello	No	Yes	8	1		122	121	1,500.00	720.00	302.62
Warren	No	No	6			90	100	1,500.00	618.00	250.60
Washington	No	No	6			177	229	1,500.00	695.00	210.00
Wayne	No	Yes	1			122	25	1,500.00	454.59	122.28
Webster	Yes	Yes	6	7		108	105	1,800.00	522.25	252.25
Winnebago	No	No	7			119	252	1,500.00	298.15	246.28
Winnebago	No	No	7			120	200	1,800.00	720.00	250.00
Woodbury	Yes	Yes	5	1	3	439	449	2,150.00	290.00	250.00
Worth	No	No	4			250	260	1,500.00	84.12	32.23
Wright	No	No	4			145	138	1,800.00	424.27	249.97
Total			704	135	23	16,910	19,620	\$151,675.62	\$44,904.25	\$21,491.61

TEACHERS INSPIRATIONAL INSTITUTES
ABSTRACT E—REPORTS OF

Table with columns: Counties, Where Held, Sessions (Commencing, Continuing days, Sessions daily), Teachers in Attendance (Males, Females, Total). Lists various counties and their institute details.

AND INSTITUTE FUNDS.
COUNTY SUPERINTENDENTS.

Table with columns: Receipts (On hand July 1, 1917, Examination fees, Normal training, State appropriations, County appropriations, Incidental and other sources), Expenditures (Total, Lectures, Incidentals, On hand June 30, 1918). Lists financial data for various counties.

INSTITUTE FACULTIES.

ABSTRACT (B-1)—REPORTS OF COUNTY SUPERINTENDENTS.

INSTITUTE FACULTIES—JULY 1, 1917, TO JUNE 30, 1918.
INSTRUCTORS AND LECTURERS.

Adair—Mrs. Mina Whitton, Chas. H. Meyerholz, A. C. Fuller, Bonnie Andrews, J. E. Cundy, Mr. Joy.

Adams—Mary C. Larson, Dean Chas. Fordyce, Mrs. Hattie Moore Mitchell, Effie Schuneman, Prof. F. C. Skorsinski.

Allamakee—W. L. Peck, Dr. C. P. Colegrove, Mrs. J. H. Raymond, Prof. Glenn N. Merry, Emma Watkins.

Appanoose—Janet Wilson, Marguerite Hussey, Ella Ford Miller, Frank T. Vasey, Dr. M. V. O'Shea, Mary Richardson, John M. Driver.

Audubon—Ella M. Stearns, W. C. Beers, Eva Luse, Clara Bradley, Dr. Asa M. Royce, Dr. A. E. Keptord, Frank D. Joseph.

Benton—Linnie E. Schoeman, Eva Luse, H. H. Seerley, Joseph Fort Newton, Elizabeth Burney, E. J. Castle, W. J. Russell.

Black Hawk—H. C. Moeller, William F. Russell, C. P. Colegrove, Macy Campbell, Nettie Sawyer Funk, A. H. Speer, C. W. Kline, A. T. Hukill.

Boone—Gracia E. Tucker, Cora Mel Patton, Effie Schuneman, C. A. Fullerton, Nellie Harvey, W. H. Bender, Dr. Sanford.

Bremer—May E. Francis, John Barnes, Avis Graw, C. P. Colegrove, H. E. Bradford, W. H. Ray, Flo E. Correll, B. Shimek, Gertrude Tyrrell.

Buchanan—A. E. Jewett, F. H. Green, W. H. Cheever, Warren Proctor, Geo. E. Martin, Neal S. Knowles.

Buena Vista—A. E. Harrison, John E. Stout, M. G. Clark, J. C. McGlade, H. T. Ellis, Mrs. A. B. Funk, M. R. Soth, J. N. Potter, J. H. Ruby, A. H. Barrette, Frank L. Mott, C. B. Whitehead, C. E. Akers, J. W. Akin, Stanton Olinger, H. H. Linton.

Butler—E. B. Hodges, O. T. Corson, H. E. Bradford, Ida Fesenbeck.

Calhoun—Jenette Lewis, Harry Curtis, C. W. Wassam, Mrs. A. B. Funk, Frances Lavender, William Russell, J. H. Francis.

Carroll—George Galloway, J. C. McGlade, Harry L. Ellis, John R. Slacks, Emma Watkins, John H. Beveridge, Clarian M. Lasher.

Cass—Jennie M. Ward, C. E. Avis, Harry E. Bradford, David R. Earl, Mrs. Lilla G. English, John W. Ruskin, Jenna Strahan, Mrs. E. H. Wilson.

Cedar—Mildred R. Yule, Belle C. Schofield, A. C. Fuller, C. E. Avis, J. J. McConnell, W. W. Sweet, Mrs. Lilla G. English.

Cerro Gordo—Fred D. Cram, F. S. Wright, L. E. Gibson, J. Adams Puffer, F. C. Gorman, F. E. Palmer, F. M. Hammit, F. A. Welch, Florence O'Leary, H. C. Moeller, C. A. Pyle.

Cherokee—Margaret Montgomery, J. W. Studshaker, Eva M. Luse, Alice LeFevre, C. E. Avis, Miss Kelly, Dr. F. G. Blair, Miss Robinson.

Chickasaw—Eather H. Swenunson, Geo. E. Joy, Edna E. Lowe, Sara F. Rice, C. A. Fullerton, M. R. Fayram, P. C. Lapham.

Clarke—Bessie Hart, A. E. Bennett, Mrs. C. W. Hummell, Emma Watkins, F. P. Reed, Mrs. J. H. Raymond.

Clay—D. M. Odle, Macy Campbell, John E. Stout, Anna D. Cordtz, E. W. Goetsch, William F. Russell.

Clayton—Carl F. Becker, Nettie Sawyer Funk, J. H. Harris, L. Oncley, Maude M. Kiangland, Chas. F. Pyle, D. H. Earl, Lucia Hoggman, A. E. Keptord.

Clinton—C. E. Cozzens, Howard R. Driggs, John E. Stout, Emma Watkins, Bonnie E. Snow, William L. Russell.

Crawford—F. N. Ory, C. A. Fullerton, Rae Stephenson, W. A. Jessup, J. C. McGlade, Cora Mel Patton, J. H. Beveridge.

Dallas—Carolyn E. Forgrave, J. H. Beveridge, J. W. Ruskin, Z. C. Thornburg, Mrs. Anna Burdick, L. E. Gibson, Frank Lindeman, F. L. Mahannah.

Davis—Agnes McConnell, D. E. Cloyd, A. E. Bennett, Bertha Drown, Edgar S. Kindley, Helen M. Needles, Iris Burgess.

Decatur—Mabel Horner, J. C. McGlade, Nettie Sawyer Funk, Dorothy Scott, C. A. Fullerton, M. R. Fayram, A. E. Bennett, Mabel Carlie, C. F. Pyle, W. B. Sanford.

Delaware—F. P. Walker, F. H. Green, W. H. Cheever, Geo. E. Martin, Miss N. S. Knowles, Warren Proctor.

Des Moines—Emma Watkins, D. E. Cloyd, Mark Burrows, G. W. Dunlavy, Wm. Russell, Frank D. Joseph.

Dickinson—Jennie R. Bailey-Herbert, William C. Beers, Kate Smith, C. E. Avis, Mrs. Maude B. Curtis, J. E. Cundy, C. A. Fullerton.

Dubuque—Joseph Flynn, Jesse Newlin, Sara Rice, F. G. Stevenson, D. D. Murphy, H. M. McClanahan, Lieutenant Dawson, E. C. Bishop.

Emmet—Ida A. Davis, C. A. Fullerton, Peter Sandford, Franklin Johnson, Fredrick V. Shattuck.

Fayette—Belle Thorp Ocker, Edna E. Lowe, Emma Watkins, C. P. Colegrove, Dr. Frank Fox, A. E. Keptord.

Floyd—Mary D. Korinke, C. A. Fullerton, Eliza Wunn, Jessie Dodd, Mrs. E. DeTenne.

Franklin—Harry J. Henderson, Mary Campbell, C. A. Fullerton, F. E. Palmer, B. W. Tallman, I. F. Meyer.

Fremont—Mabel B. Jones, Geo. H. Betts, J. R. Inman, Bonnie Andrews, Wm. F. Russell, Ethel M. Marfield, F. E. Palmer, J. Adams Puffer, Cora Mel Patton, Chas. F. Meyerholz.

Green—H. C. Roelofaz, Florence Griser, Theresa Dansdill, L. E. Gibson, Geo. Galloway, Ernest Horn, J. E. Foster.

Grundy—D. R. Earl, O. T. Corson, Harry E. Bradford, Geo. Galloway, Thos. E. Johnson.

Guthrie—I. M. Boggs, J. C. McGlade, Dr. A. E. Bennett, Mrs. E. B. Wilson, A. B. Funk, Tillis Shoemaker.

Hamilton—E. F. Snow, J. E. Stout, D. M. Kelly, Allison Aitchison, L. E. Gibson, D. R. Earl.

Hardin—Blanche Stoddard, Henry Curtis, C. A. Fullerton, C. H. Meyerholz.

Harrison—Susie T. Faith, A. E. Bennett, A. C. Fuller, Anna Kirley, Chas. Fordyce, Bertha Cadwell.

Henry—Carolyn Campbell, W. H. Bender, F. C. Ford, Geo. H. Betts, J. Adam Puffer, Naboth Osborne.

Howard—Zina Fessenden, Prof. H. F. Ellis, Ida Fesenbeck, Dr. L. D. Coffman, Bonnie Andrews, Mrs. M. O. Swenson, Rev. H. M. Normann, Dr. Geo. Kessel.

Humboldt—Clarence Messer, L. D. Coffman, A. C. Fullerton, Macy Campbell, Frank D. Joseph, Eva Luse.

Ia—Wilson Jones, John Barnes, J. C. McGlade, Lella English, Bonnie Andrews.

Iowa—G. A. Yeakam, H. L. Ellis, Frank E. Brown, Theresa Dansdill, H. R. Pattengill, Mabel C. Bently.

Jackson—E. H. Stoddard, Bertha Martin, Peter Luely, E. S. Kindley, D. E. Cloyd, J. C. McGlade, C. A. Fullerton, Bessie McClanahan, C. C. Marshall.

Janey—Olive Shriner, Thos. L. Gibson, F. J. Kelly, F. C. Esnag, Wm. F. Russell, H. F. Smith, J. C. McGlade, Mrs. A. B. Funk, Ida Griehling.

Jefferson—June Childster, Prof. C. W. Mountain, M. G. Clark, Dr. Geo. H. Betts, J. Adams Puffer, Prof. W. H. Bender, A. W. Crane, Dr. L. C. Lord.

Johnson—N. E. Hesselius, P. E. McClanahan, Wm. F. Barr, E. J. Ashbaugh, H. R. Pattengill, H. L. Ellis, Belle Scofield.

Jones—Kate Maurice, Nettie Sawyer Funk, Helen Hartley, J. C. McGlade, A. C. Fullerton, Mrs. Lella English, Dr. Frank Driver, Frank D. Joseph, E. A. Grimwood.

Keokuk—H. S. McVicker, Dr. W. B. Sanford, Edgar E. Kindley, Dr. A. E. Kenford, Geo. H. Hilliard, Obara Brown, D. W. Hamilton, Geo. B. Baker, Mrs. D. T. Stockman.

Kossuth—Wm. Shirley, M. V. O'Shea, John E. Stout, Geo. H. Betts, Minnie J. Coate, Lucia Wallace.

Lee—E. C. Lynn, Fredrica Shattuck, J. C. Cunningham, F. J. Kelly, E. D. Starbuck.

Linn—Lula R. Secrist, Nettie S. Funk, J. Adam Puffer, Cora Mel Patten, Grace Meloney, Dr. A. E. Bennett, Dr. Wm. F. Russell, Dr. John M. Driver.

Louisia—Myrtle Jamison, Prof. J. C. McGlade, Dr. A. E. Bennett, Prof. L. L. Caldwell, Frank D. Joseph, Emma Watkins.

Lucas—Myrtle A. Dungan, J. Adams Puffer, Ella F. Hall, Mrs. C. H. Hummel, P. C. Ensign.

Lyon—E. T. Gilman, Clark A. Fulmer, Leslie I. Reed, Frank D. Joseph, E. Ruth Pyrtle, S. H. Buntley, W. S. Wilson.

Madison—Carrie E. Ludlow, D. E. Cloyd, Mrs. E. R. Wilson, Mrs. A. B. Funk, C. A. Fullerton, Frank D. Joseph.

Mahaska—Jessie L. Duboc, J. C. McGlade, J. Adams Puffer, D. E. Cloyd, W. E. Larson, A. E. Bennett, Mrs. Eliz. Washburne, Margaret McKee, Miss Du Muth.

Marion—Mae Goldizen, Dr. W. E. Larson, Dean A. E. Bennett, Ella Pearl Miller, Margaret McKee, J. Adams Puffer, J. C. McGlade, Miss Du Muth.

Marshall—C. E. Shutt, Katherine McGuire, C. E. Avis, L. E. Gibson, R. H. Eyster, D. R. Earl, D. E. Cloyd, W. A. Buchanan.

Mills—Geo. E. Masters, J. A. Beattie, Irene Hirsch, Arthur Mac Murray, Bessie McClenahan.

Mitchell—C. W. Bond, J. C. McGlade, H. H. Seerley, Dean Wm. F. Russell, Hazel Taylor.

Monona—Ella M. Gardner, A. C. Fullerton, Dr. Meyerholz, Carrie Neidmeyer, Mrs. E. K. Wilson, Dr. Huber.

Monroe—Harry D. Kies, Bertha E. Drown, M. V. O'Shea, L. E. Gibson, A. E. Bennett, J. C. McGlade.

Montgomery—Elizabeth Hogue, Dr. Geo. H. Betts, J. R. Inman, Dr. Chas. Meyerholz, Bonnie Andrews, Cora Mel Patten, Ethel Maxfield, Dr. W. H. Russell, Dr. J. A. Puffer, F. E. Palmer.

Muscatine—E. D. Bradley, Henry S. Curtis, Frank E. Brown, Geo. H. Betts, Nicholas Knight, Wm. F. Russell.

O'Brien—J. J. Billingsly, S. H. Buntley, R. K. Farrar, Belle Scofield, Forest C. Ensign, O. T. Corson, Mary Kelly.

Ocasola—Mary E. DeBoos, Clark A. Fulmer, Carrie Neidmeyer, J. E. Cundy, J. H. Onelly.

Page—Agnes Samuelson, Charles Fordyce, H. W. Fought, J. C. McGlade.

Palo Alto—Margaret Ryan, J. C. McGlade, L. H. Hart, Lenore Shanewise, Ruth Marion O'Reilly, Veronica Higgins.

Plymouth—Erna Plath, Theresa Danesill, C. A. Fullerton, W. H. Bender, D. E. Cloyd, S. T. Neveln.

Pocahontas—Grace D. Bradshaw, Macy Campbell, E. H. Lewis, E. D. Starbuck, D. R. Earl.

Polk—Z. C. Thornburg and Pearl DeJarnette, Dr. Horn, Ella V. Dobbs, Margaret Walker, Bertha D. Smith, Frederick Schoffe, G. W. Focht, Anna L. Burdick, A. E. Bennett, Hoyard Driggs, E. C. Bishop, Louise B. Weaver.

Pottawattamie—F. J. Puryear, Rabbi Emanuel Sternheim, Dr. W. N. Ferris, Dr. Wm. F. Russell.

Poweshiek—Estelle Coon, E. E. Lewis, J. E. Foster, Elsie Bates.

Ringgold—Louise Askren, Laura P. Helser, Nettie S. Funk, M. R. Fayram, Dr. Geo. H. Betts.

Sac—Jno. R. Slack, H. L. Eells, J. C. McGlade, C. A. Fullerton, J. E. Stout, M. G. Clark, Theresa Danesill, T. B. Stewart.

Scott—Henry E. Ronge, D. E. Cloyd, Harry E. Bradford, Bonnie Andrews, Shelby—Edna E. Lowe, Lillian Beach, L. E. Gibson, M. G. Clark.

Shoux—F. E. Fuller, J. E. Stout, M. G. Clark, Mary Campbell, S. H. Buntley, Mrs. L. H. Campbell, Effie Schuneman.

Story—Maude Wakefield, Dr. T. F. Vance, Dean W. F. Barr, Bessie McClenahan, Mrs. Maude Curtis, Warren E. Follard.

Tama—Mary A. Richards, John L. Cherney, B. Goudy, Dean Wm. F. Russell, Mr. Hershean, E. A. Steiner, Isabel Killman.

Taylor—Allie Nelson, Dr. Geo. H. Betts, Dr. Chas. Meyerholz, Mrs. E. B. Wilson.

Union—Wm. Bell, Peter Luteyn, G. W. Samson, J. C. McGlade, Ira S. Condit.

Van Buren—Lizzie V. Meredith, J. Adams Puffer, E. D. Starbuck, A. E. Bennett, Bessie A. McClenahan.

Wapello—R. L. Gardner, Dr. A. E. Bennett, Dr. W. A. Jessup, Mrs. Maude Brown Curtis, Dr. Flint, Dr. H. H. Seerley.

Warren—W. M. McGee, Amelia Morton, E. C. Mendenhall, E. J. Pollock, Grace Beam, D. E. Cloyd, Bessie A. McClenahan.

Washington—Katherine Stichter, J. Adams Puffer, H. R. Patiengill, C. P. Colegrove, Belle Scofield, Christine Schneider.

Wayne—Jennie L. Clark, J. E. Stout, Effie Schuneman, J. C. McGlade, W. F. Russell, Caroline Hess.

Webster—Anna A. Johnson, Lucy Taff, Elizabeth Carmichael, W. F. Russell, Henry S. Curtis, J. H. Francis, Clarence W. Wassam.

Winnebago—Jessie M. Parker, Chas. M. Shepherd, Bonnie Andrews, Arthur E. Bennett, J. C. McGlade, E. Grace Rait.

Wineshiek—H. E. Miller, C. F. Fulmer, Chas. Fordyce, L. Onclay, M. L. Howell, A. C. Fuller.

Woodbury—T. B. Morris, A. E. Winship, C. F. Pye, E. A. Brown, C. E. Avis, W. T. Clark, D. M. Kelly, M. G. Clark, Rabbi Sternheim, D. L. Paine, F. E. Percival, Eloise Blakesley, Dr. A. E. Craig.

Worth—Bella Landerud Sherbin, Leslie I. Reed, J. C. McGlade, Ida Fesenbeck.

Wright—Blanche Bock, W. L. Russell, Mrs. Nettie Funk, Sara Findley Rice, Marjorie Hilton.

CORPORATIONS, DIRECTORS, TEACHERS. ABSTRACT F—REPORTS OF COUNTY SUPERINTENDENTS, JUNE 30, 1918.

Table with columns for County, Corporations (Subdistricts, Consolidated schools, School township, etc.), Directors (Consolidated schools, School township, etc.), and Teachers (Number necessary, Males, Females).

ABSTRACT F—REPORTS OF COUNTY SUPERINTENDENTS, JUNE 30, 1918.—Continued.

Table with columns for Counties, Corporations (Subdistricts, Consolidated schools, School township, etc.), Directors (School township, Independent city, etc.), and Teachers (Number necessary, Males, Females).

SCHOOL LIBRARIES
ABSTRACT G—REPORTS OF

Counties	Number Volumes Purchased				
	From school house fund	From general fund	Total from district funds	Total from all sources	
Adair		146	146	15	161
Adams		379	379		379
Alfalfa		600	600	8	608
Appanoose		128	128		128
Audubon					
Benton	7	1,000	1,007		1,007
Black Hawk		2,035	2,035		2,035
Boone		700	700		700
Bremer					
Buchanan	25	822	822		823
Buena Vista		282	282		283
Butler		282	282		283
Calhoun					
Carroll		719	719		719
Cass		535	535		535
Cedar		287	287	8	295
Cerro Gordo		948	948		948
Cherokee		120	120		120
Chickasaw					
Clarke		305	305		305
Clay		575	575		575
Clayton		1,073	1,073	94	1,167
Clinton		2,677	2,677		2,677
Crawford		1,074	1,074		1,074
Dallas		1,200	1,200		1,200
Davis		125	125		125
DeCATUR					
Delaware		857	857		857
Des Moines		420	420		420
Dickinson					
Dubuque		1,804	1,804	18	1,822
Emmet	23	505	505		528
Payette		605	605		605
Floyd		258	258		258
Franklin		253	253		253
Fremont	95	120	285	624	839
Greene		178	178		178
Grundy		106	106	120	226
Guthrie		814	814	17	831
Hamilton		275	275		275
Hancock		619	619		619
Hardin		2,000	2,000		2,000
Harrison		1,000	1,000		1,000
Henry	75	450	325	175	750
Herrick		577	577		577
Humboldt		429	429	121	550
Ia		840	840		840
Iowa		411	411		411
Jackson		1,000	1,000	200	1,200
Jasper	60	606	765		765
Jefferson	178	202	480		480
Johnson		235	235		235

AND EXPENDITURES.
COUNTY SUPERINTENDENTS.

Counties	Amount Expended				No. rural schools with suitable library cases	No. Districts Provided with Libraries			
	From school house fund	From general fund	Total from district funds	From money raised by voluntary efforts		Total from all sources	Sub-districts	Rural independent	Independent city, town and villages
Adair	\$ 217.30	\$ 217.30	\$ 217.30		119	128	12	6	
Adams	44.14	44.14	44.14		23	63	24	8	
Alfalfa	370.22	370.22	370.22		102	60	62	8	
Appanoose	843.64	843.64	843.64	\$ 15.50	82	14	15	11	
Audubon	97.23	97.23	97.23		92	100		4	
Benton	1,075.38	1,700.88	1,700.88		155	71	84	12	
Black Hawk	1,284.75	1,284.75	1,284.75		110	56	44	8	
Boone	224.41	224.41	224.41		112	58	27	12	
Bremer	386.24	386.24	386.24		91	42	33	9	
Buchanan	925.75	925.75	925.75		103	35	71	14	
Buena Vista	808.72	808.72	808.72		48	42	6	11	
Butler	640.21	640.21	640.21		122	86	30	12	
Calhoun									
Carroll	81.76	645.63	725.39		75	30	6	1	
Cass		394.70	394.70		100	110	15	12	
Cedar		473.19	473.19		98	101	9	8	
Cerro Gordo		286.09	286.09	10.40	249.49	77	90	32	14
Cherokee		873.85	873.85		100	30	21	9	
Chickasaw		286.24	286.24		120	114	9	8	
Clarke		81.97	81.97		82	86	51	9	
Clay		624.66	624.66		80	78	24	4	
Clayton	227.00	775.33	1,002.33		75	70	2	1	
Clinton		965.72	965.72	66.59	1,022.32	142	135	19	17
Crawford		1,074.06	1,074.06		147	178	24	19	
Dallas		796.91	796.91		143	121		12	
Davis		851.05	851.05		122	75	23	15	
DeCATUR		236.12	236.12		33	28	10	8	
Delaware		741.95	741.95		103	92	11	10	
Des Moines		279.33	279.33		19	19	98	112	
Dickinson		715.87	715.87		51	63		8	
Dubuque		1,069.87	1,069.87	35.00	1,104.87	81	61	40	11
Emmet	13.42	657.00	711.32		711.32	61	61		5
Payette		505.92	505.92		152	90	62	17	
Floyd		578.05	578.05		65	84	12	6	
Franklin		372.59	372.59		104	81	56	9	
Fremont	88.75	126.00	249.75	\$11.40	568.15	90	77	13	9
Greene		71.36	71.36		71.36	81	122	8	8
Grundy		305.82	305.82	96.65	402.47	94	47	7	9
Guthrie		1,313.45	1,313.45	10.80	1,324.25	139	134	5	10
Hamilton		643.05	643.05		643.05	108	87	23	9
Hancock		315.34	315.34		315.34	120	120		8
Hardin		925.47	925.47		925.47	97	70	40	13
Harrison		1,060.59	1,060.59		1,060.59	100	100	25	19
Henry	75	548.35	623.46	150.00	833.46	50	27	23	9
Herrick		334.04	334.04		334.04	90	90	7	4
Humboldt	36.00	808.24	804.24	66.55	860.79	77	68	8	13
Ia		779.70	779.70		779.70	93	91		5
Iowa		1,005.68	1,005.68		1,005.68	90	70	40	7
Jackson		154.88	154.88	100.00	254.88	35	75	35	10
Jasper	412.50	792.50	1,205.00		1,205.00	124	140	26	14
Jefferson	411.59	147.00	558.59		559.49	68	64	21	7
Johnson		286.61	286.61		286.61	148	113	43	3

ABSTRACT G—REPORTS OF COUNTY

County	Number Volumes Purchased				
	From school house fund	From general fund	Total from district funds	Total from voluntary effort	Total from all sources
Jones	18	411	429		429
Koekuk	10	569	569		569
Kossuth		2,464	2,464		2,464
Lee		540	540		540
Linn		650	650		650
Louis			165	165	165
Lucas		300	300		300
Lyon		651	651		651
Madison		304	304		304
Mahaska		1,420	1,420	61	1,482
Marion		185	185		185
Marshall		1,029	1,029	22	1,111
Mills		363	363	9	374
Mitchell		319	319		319
Monona		490	490	124	614
Monroe		350	350		350
Montgomery		450	450	8	458
Muscataine		711	711		711
O'Brien		505	505	90	595
Oceola		1,023	1,023		1,023
Page		1,300	1,300	15	1,315
Palo Alto					
Plymouth		155	155		155
Pocahontas		84	84	92	144
Polk		1,759	1,759		1,759
Pottawattamie		237	237		237
Poweshiek		449	449	85	564
Ringgold	100	1,238	1,338		1,338
Sac		670	670		670
Scott		2,408	2,408	36	2,444
Shelby		287	287		287
Sioux		1,134	1,134		1,134
Story					
Tama		1,778	1,778		1,778
Taylor	200	585	675		675
Union		518	518		518
Van Buren		288	288		288
Wapello		780	780	25	805
Warren		265	265		265
Washington	125	210	210	75	285
Wayne					
Webster		655	655		655
Winnebago		300	300		300
Winneschik		300	300		300
Woodbury		800	800		800
Worth		1,627	1,627		1,627
Wright		300	300	77	377
Total	1,313	64,885	66,298	2,224	68,522

SUPERINTENDENTS—Continued.

County	Amount Expended					No. rural public schools including library cases	No. District Provided with Libraries			
	From school house fund	From general fund	Total from district funds	From money raised by voluntary efforts	Total from all sources		Sub-districts	Rural Independents	Independent city, town and villages	
Jones	\$5.00	269.02	274.02		274.02	119	68	51	9	
Koekuk	21.44	719.46	744.30		744.30	49	23	27	17	
Kossuth		1,847.67	1,847.67		1,847.67	175	180	10	10	
Lee		255.06	255.06		255.06	98	47	51	8	
Linn		967.24	967.24		967.24	130	59	71	17	
Louis	28.20	292.45	315.75		300.00	88	40	2	6	
Lucas		316.12	316.12		316.12	84	33	58	4	
Lyon		652.14	652.14		652.14	83	80	10	8	
Madison		304.44	304.44		304.44	65	56	12	6	
Mahaska		1,192.98	1,192.08	22.27	1,244.35	40	30	61	11	
Marion		300.78	300.78		300.78	9	80	18		
Marshall		1,512.31	1,512.31	65.43	1,577.75	54	43	41	15	
Mills		241.19	241.19	8.00	249.19	23	13	10	7	
Mitchell		459.03	459.03		459.03	69	43	29	12	
Monona		302.10	302.10	75.00	377.10	78	98	14	10	
Monroe		177.43	177.43		177.43	85	60	30	7	
Montgomery		396.67	396.67	6.30	403.37	66	76	22	6	
Muscataine		589.18	589.18		589.18	52	43	17	8	
O'Brien		497.34	497.34	48.00	545.34	120	129	10	7	
Oceola		473.99	473.99		473.99	83	53	1	5	
Page		1,310.41	1,310.41	7.00	1,317.41	109	49	43	13	
Palo Alto		1,076.21	1,076.21		1,076.21	164	104		9	
Plymouth		105.75	1,422.29	1,028.14	1,028.14	119	164	15	13	
Pocahontas		22.34	1,150.68	1,159.02	411.54	1,091.58	58	10	7	
Polk		2,254.18	2,254.18		2,254.18	72	62	31	8	
Pottawattamie		201.04	201.04		201.04	141	123	15	15	
Poweshiek		249.58	249.58	76.73	325.31	112	112	18	8	
Ringgold	75.00	1,132.24	1,227.24		1,227.24	34	63	30	11	
Sac		1,587.20	1,587.20		1,587.20	167	80	27	19	
Scott		1,595.99	1,595.99		1,595.99	160	76	20	19	
Shelby		642.56	642.56		642.56	66	61	3	10	
Sioux	13.96	482.65	446.41	23.01	479.62	119	116		12	
Story	98.37	1,075.41	1,170.78		1,170.78	100	69	29	12	
Tama		2,611.06	2,611.06		2,611.06	156	90	71	12	
Taylor	268.52	526.11	806.91	268.80	1,165.71	55	82	25	11	
Union		258.28	258.28		258.28	26	22	10	9	
Van Buren		256.79	256.79		256.79	28	24	36	14	
Wapello		463.01	463.01	21.10	428.11	94	24	40	7	
Warren		699.41	699.41		699.41	100	26	60	15	
Washington	200.00	272.77	272.77	47.56	423.27	117	8	113	19	
Wayne		755.65	755.65		755.65	77	92	31	19	
Webster		1,505.30	1,505.30		1,505.30	168	121	25	11	
Winnebago	28.42	326.25	326.24		326.24	75	60	21	7	
Winneschik		307.82	307.82		307.82					
Woodbury		628.49	628.49		628.49					
Worth		322.05	322.05		322.05	75	75	2	6	
Wright		478.89	478.89		478.89	119	119	5	8	
Total	\$ 2,249.60	\$ 67,140.96	\$ 69,681.92	\$ 2,414.27	\$ 72,096.99	8,807	7,345	2,712	1,028	

PRIVATE, DENOMINATIONAL AND
ABSTRACT 'H—REPORTS OF

HIGHER EDUCATIONAL INSTITUTIONS.
COUNTY SUPERINTENDENTS.

Name of School	Location	Under Control of	When founded	Income for year	No. of professors	Other instructors	Students in college work	Students in preparatory work	Students in other courses	Total not enrollment for year ending June 30, 1918	Graduates in colleges work	Graduates in other courses	Total graduates during year	President or Principal
APPANOOSE														
St. Mary's	Centerville	Sisters of St. Frances	1916	1,000.00	1			145	145		1		1	Sister M. Emille
BENTON														
College for Blind	Vinton	State	1852	50,130.23	15		26	86	122		1		1	J. W. Jones
Evan, Lutheran	Atkins	Lutheran	1869	1,250.00	2		12	37	49		13		13	C. A. Krog
Grace Evan, Lutheran	Blairstown	Lutheran	1917		1					9			9	C. J. Fritz
St. Michael's	Norway	Catholic	1822	500.00	2			64	64					P. J. Dexter
St. John's Lutheran	Eldora Twp	Lutheran	1866	700.00	1		22	64	86		1		1	Phil Dornseif
St. Paul's Lutheran	Luzerne	Lutheran	1866				20	17	37		15		15	H. A. Stolpber
BLACK HAWK														
Iowa State Teachers College	Cedar Falls	State	1878	411,300.00	62	20	1,040	1,597	127	2,454	48	399	417	Homer H. Seerley
Sacred Heart School	Waterloo	Catholic	1860											
St. Mary's High School	Waterloo	Catholic	1899											
St. Mary's School	Cedar Falls	Catholic	1881	1,200.00	2	2	40	282	325		27		27	Sr. Mary Celeste
St. Joseph's School	Eagle Center	Catholic	1900					58	58					Rev. J. C. Wettske
St. Mary's School	Gilbertville	Catholic	1882	1,000.00	4		15	123	138		11		11	Rev. J. Morris
Our Lady of Victory	Waterloo	Catholic	1872				170	199						Rev. Jno. Nemera
Zion's Evan. Luth. Parochial	Jubilee	Lutheran	1861											
Evan. Lutheran Immanuel	Waterloo	Lutheran	1879											
Waterloo Business College	Waterloo	Private	1884											
BOONE														
Boone Biblical College	Boone	Private	1900	20,000.00	2			514	514		40		40	H. Studt
Trinity Lutheran School	Boone	Lutheran	1888		0		42							40 A. P. Gates
Sacred Heart School	Boone	Sisters of Charity D.V.M.	1887		2			47						J. Chas. Crawford
St. Paul's Lutheran	Boone R. No. 2	Sisters of Charity D.V.M.	1887		0			235			2		2	H. Bergman
BREMER														
St. Paul's Evan. Lutheran	Waverly	St. Paul's Evan. Luth.	1885											
Warburg Seminary and Acad.	Waverly	Evan. Luth. Synod of Ia.	1879		2			121			19		19	10 Ida Goeken
St. Peter's Lutheran	Denver	St. Peter's Lutheran	1906					20	308		15		15	Ang. Engelbrecht
St. John's Evan. Lutheran	Buck Creek	St. John's Lutheran	1873	26,780.12	9			29			30		30	W. P. Schoenbaum
Ia. Evan. Luth. Orp. Home Sch.	Waverly	Ia. Ev. Luth. Orp. Society	1883		1			29			5		5	Rev. H. L. Adix
St. Paul's Evan. Lutheran	Denver	St. Peter's Lutheran	1883	400.00	1			25			5		5	W. J. P. Dilges
St. Matthew's Lutheran	Maxfield Twp.	Lutheran	1878					59			9		9	
St. Peter's Lutheran	Franklin Twp.	Lutheran	1912											
St. Paul's Lutheran	Warren Twp.	Lutheran	1871											
BUCHANAN														
Immaculate Conception Academy	Fairbank	Catholic	1906											
Notre Dame Seminary	Independence	Sisters of Mercy	1869		1	2	21	98	129		8		8	Rev. Jno. Halpin
St. Joseph's	Independence	Catholic	1898					45			125		125	Very Rev. W. Donohue
St. John's Lutheran	Fairbank	St. John's Lutheran	1888								69		69	Rev. P. J. Naebege
BUENA VISTA														
Buena Vista College	Storm Lake	Presbyterian Church	1891											
Evangelical Lutheran	Great Twp.	Evan. Lutheran Church	1886	1,400.00	14	1	40	1	120	180	7	92	92	Rev. S. Olinger Ph. D.
St. John's Evan. Lutheran	Maple Valley Twp.	St. John's Evan. Luth.	1881	1,300.00	1						73		73	C. F. Gutz
St. John's Branch School	Maple Valley Twp.	St. John's Evan. Luth.	1911	700.00	1						47		47	Isaiah Schmidt
St. Mary's	Storm Lake	Sisters of St. Frances	1901	400.00							28		28	Cordelia Ferber
											160		160	William Cooke

ABSTRACT H—REPORTS OF

Name of School	Location	Under Control of	When founded
BUTLER			
Sacred Heart Academy	Greene	Sisters of St. Frances	1914
CALBOUN			
Immanuel Lutheran	Center Twp.	Im. Lutheran Church	1899
St. Joseph's	Lohrville	Servants of Mary	1915
Lutheran Trinity Church	Kaierim	Trinity Congregation	
Immanuel	Pomeroy	Immanuel Church	1886
St. Mary's School	Pomeroy	St. Mary's Church	1915
Lutheran	Masson	Lutheran Church	
CARBOLL			
St. Joseph's	Carroll	Catholic	1881
St. Bernard's	Breda	Catholic	1896
St. John's	Arcadia	Catholic	1898
St. Peter's and St. Paul's	Carroll	Catholic	1883
St. Augustine's	Hubir	Catholic	1887
St. Mary's	Wiley	Catholic	1902
Sacred Heart	Templeton	Catholic	1887
Our Lady of Mt. Carmel	Mt. Carmel	Catholic	1875
St. Francis	Maple River	Catholic	1904
Evan. Luth. Immanuel	Liddersdale	Lutheran	
CEDAR			
St. John's Confirmation School	Clarence	Rev. K. Fauth	
Evan. Lutheran Trinity	Lowden	Trinity Congregation	1871
Evan. Zion School	Lowden	Zion Evan. Church	
St. Paul's Evan. Lutheran	Stanwood	St. Paul's Evan. Lutheran	1908
Friend's Boarding School	West Branch	Society of Friends	1850
CEBRO GORDO			
Hamilton Univ. of Commerce	Mason City	Private	1906
St. Patrick's Academy	Daugherty	Catholic	1907
St. Joseph's Academy	Mason City	Catholic	1910
Sacred Heart Academy	Rockwell	Catholic	1897
CHEROKEE			
Holy Name	Maroon	Sisters of Charity	1897
Immaculate Conception	Cherokee	I. C. R. Catholic	1909
St. Mary's Academy	Cherokee	Rev. Mother Gertrude	1916
Visitation (Mary Hill)	Near Cherokee	Sisters of St. Francis	1891
CHICKASAW			
Our Lady of Mt. Carmel	Lawler	No Report	
St. Joseph's	New Hampton	No Report	
St. Mary's	New Hampton	Sisters of St. Francis	1897
St. Boniface	Ionia	Roman Catholic	1903
Immaculate Conception	North Washington	Sisters of St. Francis	1894
St. William's	Alta Vista	Sisters of St. Francis	1904
CLINTON			
Mt. St. Clair	Clinton	Sisters of St. Francis	1866
Sacred Heart	Clinton	Catholic	1903
Trinity	Grand Mount	Trinity Congregation	1905

COUNTY SUPERINTENDENTS.

Income for year	No. of professors	Other instructors	Students in college work	Students in preparatory work	Students in other courses	Total not authorized for entering June 30, 1919	Graduates in collegiate work	Graduates in other courses	Total graduates during year	President or Principal
700.00	4				90					Sr. M. T. Aquinas
	1			20	20				6	G. G. Rickels
	2		11	40	13				2	George Castello
1,875.00	1			48	43				5	E. J. T. Destinson
	2		2	27	55				1	E. J. Neppi
	1			27	37					Rev. Myers
1,000.00	7			130	111				11	Rev. T. J. McCarty
1,000.00	2			258	5				5	Rev. J. S. Schulte
2,330.00	2			96	10				10	Rev. Ruenmels
656.00	3			259	8				8	Rev. J. Kuestpker
909.00	3			96	0				0	Rev. B. Schilmeveller
600.00	4			131	4				4	Rev. M. A. Schenel
546.00	5			109	9				9	Rev. F. Hoesmann
800.00	3			20						Rev. J. B. Baumler
	5			90	8				8	Rev. A. Meyers
	3			30	9				9	Rev. H. C. Kramer
	1									
450.00	3			10	10				10	Rev. K. Fauth
2,800.00	2			62	18				18	Hy. H. Suhr
	3			31	13				13	Rev. J. Reichart
	3			19	2				2	Theodora John
	2			20	0				0	G. L. B. Dewees, L. Bowles
	5			270	128				128	W. B. Hamilton
2,300.00	7		15	30	36				36	Rev. P. D. O'Reilly
1,000.00	4			197	50				50	Rev. M. de Pazi
	4			24	70				70	Sr. Mary Austin
1,250.00	6			27	150				150	Edward O'Reilly
	8			20	103				103	Sr. Mary Emmanuel
	2			12	12				12	Sr. Mary Donatillo
	1			67	67				67	Rev. B. H. Loeffelholz
1,000.00	0			158	27				18	Rev. B. H. Forchenbroth
	1			6	169				169	Rev. Chas. Goetzinger
800.00	4			100	10				10	Rev. P. J. Puetz
	4			65	47				47	Rev. J. Zeyn
5,000.00	12			65	47				25	Sr. M. Joseph
	2			11	67				67	Rev. F. A. Brinkman
	1			4	4				4	L. Eadsch

ABSTRACT H—REPORTS OF

COUNTY SUPERINTENDENTS.

Name of School	Location	Under Control of	When founded
St. Patrick's	Clinton	Catholic	1891
Evangelical Lutheran Trinity	Clinton	Lutheran	1892
St. John's	Lynn	Lutheran	1893
Warburg College	Clinton	Lutheran	1893
St. Ignace	Lynn	Catholic	1893
St. Boniface	Lynn	Catholic	1893
Our Lady of Angels	Lynn	Sisters of St. Francis	1893
Immaculate Conception	Petersville	Catholic	1893
St. Mary's High School	Clinton	Catholic	1897
St. Patrick's	De Witt	Catholic	1897
St. Patrick's	Delmar	Catholic	1910
CHAWFORD			
Parochial School	Denison	Lutheran	1879
Parochial School	Charter Oak	Lutheran	1890
Parochial School	Hanover Twp.	Lutheran	1890
Parochial School	Soldier Twp.	Lutheran	1890
Parochial School	Manilla	Lutheran Trinity	1893
Parochial School	Schleswig	Lutheran	1919
Parochial School	Stockholm	Lutheran	1893
St. Rose of Lima	Denison	Catholic	1899
St. Anne's Academy	Vail	Catholic	1899
St. Boniface	Charter Oak	Catholic	1914
Sacred Heart	Manilla	Catholic	1917
DAVIS			
Southern Iowa Normal	Bloomfield	E. G. Lockhart	1872
DECATUR			
Graceland College	Lamoni	Latter Day Saints	1895
DELAWARE			
St. John's School	Ryan	Catholic	1913
St. Peter's and St. Paul's	Petersburg	Catholic	1872
St. Xavier's	Manchester	Catholic	1880
Lenox College	Hopkinton	Presbyterian	1866
DES MOINES			
St. Paul's School	Hurlington	Catholic	1870
St. Mary's	West Burlington	Catholic	1880
St. John's	Hurlington	Catholic	1870
St. Patrick's	Hurlington	Catholic	1872
School of Commerce	Hurlington	Catholic	1915
DICKINSON			
St. Joseph's Parochial	Milford	Catholic	1873
DUBUQUE			
St. Mary's School	Dubuque	Catholic	1868
Immaculate Conception	Dubuque	Catholic	1868
St. Francis High School	Dubuque	Catholic	1903
Holy Trinity School	Dubuque	Catholic	1910
St. Martin's School	Cascade	Catholic	1893
Warburg Seminary	Dubuque	Catholic	1893
St. Mary's High School	Dubuque	Catholic	1893
Epworth Seminary	Epworth	Methodist	1897
St. Joseph's Col. and Acad.	Dubuque	Catholic	1897
St. Peter and Paul's School	Dubuque	Catholic	1879
St. Vincent's Academy	Dubuque	Catholic	1897
Haynes Business College	Dubuque	Private	1898

Terms for year	No. of professors	Other instructors	Students in college work	Students in preparatory work	Students in other courses	Total net enrollment for year ending June 30, 1918	Graduates in collegiate work	Graduates in other courses	Total graduates during year	President or Principal	
600.00	2	2			90	90		10	10	Rev. J. A. Murray	
No data											
25,000.00	1				25	43		15	15	Max Backhaus	
7	7	26	29		65	7		5	12	J. Fritschel	
No data											
300.00	2		48		48			4	4	Sr. Mary Philippa	
No data											
No data						66		6	6	Sr. Mary Alma	
No data	4		66								
	2		15		15					R. J. O'Reilly	
CHAWFORD											
	2	1				70		17	17	W. H. Nagel	
	1	1			40			34	34	H. A. Amosge	
125.00	1		40		40			7	7	F. E. Eggerding	
	1					48		10	10	Ernest A. Wolftrum	
	1									Rev. H. Wendt	
	1									Rev. Ed. Furbacher	
	1					9				Rev. O. Eichter	
	1	3	9		75	90		4	4	Rev. M. J. Farrelly	
400.00	1	3	18		97	119		3	3	Rev. Jas. Murphy	
800.00	4	4	31		61	61		2	2	Rev. Louis Anhofer	
	2					50				Rev. McNeal	
	2					50					
4,000.00	3	7	200	160	50	400	20	4	24	E. G. Lockhart	
DECATUR											
6,312.00	14	8	47	60	283	300	9	28	47	George N. Briggs	
DELAWARE											
300.00	5	2		28	94	120		12	12	Rev. M. J. Malloy	
	4			125	129			1	1	Rev. H. J. Loosbrock	
	5			111	8	125		1	1	Sr. M. Clare	
4,750.00	6	9	4	4	8	46	2	5	7	E. V. Laughlin	
DES MOINES											
				41	129	170		20	20	Sr. Mary Ernesta	
						47				Rev. N. J. Pelfter	
1,250.00											
2,000.00	1	3	34	226	84	345	10	16	26	P. Benno	
			4	30	30					Sr. M. Patricia	
										P. C. Valentine	
DICKINSON											
250.00	1	0		60	100	150		8	8	Rev. E. C. Meyers	
DUBUQUE											
	1	12				523				Mgr. G. W. Hur	
	16		28	178	294			29	29	Sr. M. Dominica	
	2	2	328	110		150	6	13	19	Bro. Albert	
500.00	4	2				173		10	10	Fr. W. Krans P. S. M.	
	0	2		23	180	207	18	2	16	19	Sr. M. Ferdinand
48,807.17	4	1		60	18	78		14	14	Prof. M. Fritschel, D. D.	
	1			60	18	78		18	18	Bro. Gustavus, S. M.	
	9	1		65	15	80		9	9	S. F. Q. Brown	
10,000.00	16	13	75	92	155	229		6	16	Sr. M. Cecilia, B.V.M.	
	2					105				6	Rev. J. H. Hagemann
	2	12		66	150	216		10	10	Sr. Mary Anisetus	
	2	3			207	207				E. B. Lyons	

ABSTRACT H—REPORTS OF

Name of School	Location	Under Control of	When founded
FAYETTE			
Upper Iowa University	Fayette	Methodist	1887
Lutheran Trinity	Hawkeye	Trinity Lutheran	1894
St. Mary's	Waucoma	St. Mary's Church	1925
FLOYD			
*Immaculate Conception	Charles City	Catholic	1896
FRANKLIN			
Sacred Heart Academy	Ackley	Catholic	1878
FREMONT			
Hepzibah Faith Home	Tabor		
St. Patrick's Academy	Imogene	Sisters of Mercy	1907
Tabor College	Tabor	Congregational	1887
GREENE			
St. Mary's Academy	Grand Junction	Sisters of Mercy	1878
GRUNDY			
Christian Reformed College and Seminary	Grundy Center	Christian Reformed Church Reformed Church	1914
HAMILTON			
Jewell Luth. College	Jewell	Norwegian Church	1893
St. Paul's Luth. Parochial	Webster City	St. Paul's Lutheran	1894
HARDEN			
Edsworth College	Iowa Falls	Board of Trustees	1890
HARRISON			
St. Joseph's	Dunlap	Catholic	1909
St. Patrick's	Missouri Valley	Catholic	1926
HENRY			
Iowa Wesleyan College	Mt. Pleasant	Methodist	1828
St. Alphonsus School	Mt. Pleasant	Catholic	1901
HOWARD			
St. Joseph's	Cresco	Catholic	1900
Assumption School	Cresco	Catholic	1883
Our Lady of Lourdes	Edna	Catholic	1906
Immaculate Conception Acad.	Protivin	Catholic	1896
Holy Trinity	Protivin	Catholic	1896
HUMBOLDT			
Bode Parochial	Bode	Norwegian Lutheran	1905

*Destroyed by fire December, 1917; being rebuilt.

COUNTY SUPERINTENDENTS.

Income for year	No. of professors	Other instructors	Students in college work	Students in preparatory work	Students in other courses	Total net enrollment for year ending June 30, 1918	Graduates in college work	Graduates in other courses	Total graduates during year	President or Principal
21,848.45	15	5	285	77	214	596	15	21	46	C. P. Colgrove L. Westenberger Rev. J. Sheehy
1,300.00	4			8	4	110				Rev. W. J. Convery
		6				153				Sr. M. St. Joseph
						100				Emma Herr Sr. M. Anzaba
675.00	2	2	36	9	27	100	2	2	6	Nelson M. Wehran
12,000.00	11	2	36	27	7	69	2	2	2	
300.00	4			6	87	63		6	6	Sr. Mary Erma
	8	2				100		10	10	W. Bode
	9			49	62	111		16	16	K. A. Eltrem Henry A. Koenig
	3			20	20	20		4	4	
23,700.00	11	0	98	96	140	284	15	11	26	Ido Franklin Meyer
	8			45	140	216		22	22	Rev. J. M. Hanson Rev. M. F. Nolan
	6			100	180	180				
21,800.00	26	6	223	20	112	513		44	44	Edw. A. Schell Sister Pauline
	3	1		125	122	122		5	5	Rev. J. P. Wagener
	1	7		31	142	173		19	19	Rev. P. Ryan
	1	4		30	90	120				Rev. P. Hogan
	50	184								Rev. J. Gunn Rev. H. Lakomy
1,770.00	4					63		8	8	Mrs. Hildur Orting

ABSTRACT H—REPORTS OF

COUNTY SUPERINTENDENTS.

Name of School	Location	Under Control of	When founded	Income for year	No. of professors	Other instructors	Students in college work	Students in preparatory work	Students in other courses	Total net enrolments for year ending June 30, 1918	Graduates in college work	Graduates in other courses	Total graduates during year	President or Principal
IDA														
Evan. Luth. St. Paul	Ida Grove	Evan. Lutheran	1909		1					12		11	11	11 Rev. A. W. Brauer
Evan. Luth. Parochial	Grant Twp.	Evan. Trinity	1882		1					30		7	7	Lucia Zobel
IOWA														
St. John's Evan. Luth.	Lincoln Twp.	Lutheran	1898	1,600.00	2		9	20		48		9	9	2 J. L. Koch
St. John's School	Victor	Catholic	1913		5		30		125	175		11	11	11 Fr. Prekan
Immanuel School	York Twp.	Lutheran	1899		1			6		60		17	17	17 Rev. Goeglein
Lutheran Trinity	Centroy	Lutheran	1901					1	45	50		6	6	6 Rev. W. R. Kappelitz
St. John's Parochial	Iowa Twp.	Lutheran	1887		1					10		0	0	0 A. W. Dobberfuhl
JASPER														
Sully Christian School	Sully	Holland Church	1913											
JEFFERSON														
Parson's College	Fairfield	Presbyterian Synod	1875	45,000.00	10	5	175		222	398	1	18	19	19 Rev. R. A. Montgomery
JOHNSON														
State University	Iowa City	State of Iowa	1847		134	67	3,000	159	18	3,307	547	29	30	30 Dr. W. A. Jesup
Jefferson Twp. High School	Shuysville	Jefferson Twp. Board	1888		2		23	1	2	27		4	4	4 S. Nolting
St. Mary's School	Iowa City	Catholic	1801		8		56	222	277	345		11	11	11 Rev. A. J. Schulte
St. Patrick's School	Hills	Catholic	1873		8		38	171	207	247		7	7	7 Rev. W. P. Shannahan
St. Joseph's School	Hills	Catholic	1869		6		92		92	111		6	6	6 Rev. F. Kottenstette
St. Peter's School	Cosgrove	Catholic	1903		8		119		119	111		6	6	6 H. F. Finefield
KEOKUK														
Coal Creek Friend's School	Prairie Twp.	Friends	1895		1			15		15		7	7	7 Howard Jones
St. Elizabeth's School	Harper	Catholic	1882		6		11	151	168	185		1	1	1 Rev. Bernard Loedtke
St. Mary's School	Keota	Catholic	1916	700.00	3		5	54	67	67		2	2	2 Rev. L. Heinen
St. Peter and Paul's School	Clear Creek	Catholic	1817	700.00	4			70	70	70		5	5	5 Rev. H. Sendebiebler
KOSSUTH														
Immanuel	Lotts Creek Twp.	Evan. Luth. Congregation	1825		1			51	51	51		13	13	13 Wm. Schmidt
Ev. Luth. St. Paul's School	St. Joseph	St. Paul's Luth.	1859	800.00	1			72	72	72		10	10	10 H. W. Behnke
St. Joseph's School	Wesley	Sisters of St. Frances	1850	500.00	2			38	38	38				2 Sr. M. Eugene
St. Michael's School	Whittemore	Presentation Nuns	1891		2			6	6	6		3	3	3 Rev. J. D. Fisch
St. John's Parochial H. S.	Daneroft	Sister Ferdinand	1902		2			6	107	109		7	7	7 Rev. J. Aichaz
LEE														
St. Mary's	West Point	Catholic	1865											Rev. H. Grothe
St. James	St. Paul	Catholic	1860											Rev. Raugger
St. John's	Houghton	Catholic	1897											Rev. Adams
St. Joseph's	Pt. Madison	Catholic	1869											Rev. A. J. Zalzer
Sacred Heart	Pt. Madison	Catholic	1869											Rev. Hoffman
St. Mary's	Pt. Madison	Catholic	1869											Rev. Peter Kern
St. Peter's	Keokuk	Catholic												Rev. Gisliger
LINN														
Coe College	Cedar Rapids	Presbyterian	1881	28,000.00	22	26	487	13	421	804	60	8	6	6 J. A. Marquis, D.D. L.L.D.
Cornell College	Mt. Vernon	Methodist	1853	110,000.00	39	14	551	77	191	726	81		81	81 Chas. Flint
Sacred Heart Academy	Cedar Rapids	Sisters of Mercy	1909					49	28	77		30	30	30 Sr. Mary Gertrude
St. Bernhardt's Seminary	Cedar Rapids	Sisters of Mercy	1893		10		107		107	107		1	1	1 Sr. Mary Ignora
St. Ludmilla	Fairfax	Sisters de N. Dame	1914		8		86		86	86		1	1	1 Sr. Mary Magdalene
St. Patrick's	Fairfax	Sisters of Mercy	1915	700.00	1	4	33	70	70	70		7	7	7 Sr. Mary Helen
St. Wendelau	Cedar Rapids	Sisters of Mercy		712.50	6			200	200	200		6	6	6 Rev. Florian Sordik

Closed by Council of Defense

ABSTRACT H—REPORTS OF

Name of School	Location	Under Control of	When founded
LYON			
Norwegian Luth. Orphanage	Beloit	Norwegian Luth.	1890
St. Mary's School	Larchwood	Sisters of Mercy	1915
MAHASKA			
Cent. Holness Univer.	University Park	Interdenominational Board	1906
Oskaloosa College	Oskaloosa	Board of Trustees	1890
Penn College	Oskaloosa	Society of Friends	1873
Penn School of Commerce	Oskaloosa	Penn College	1908
Peoria Christian Instruction	Peoria	Private Board	1897
Peoria Christian School	Leighton	Board of Trustees	1915
Center No. 4 of Adams Twp	Rural	Private
Prairie College No. 7	Adams Twp.	Private
MARION			
St. Joseph's School	Bauer	Sisters of St. Francis	1904
Central College	Pella	Reformed Baptist	1853
MARSHALL			
Central Ia. Bus. College	Marshalltown	Private	1898
St. John's Evan. Lutheran	Musca Twp.	St. John's Lutheran	1896
St. Joseph's School	Haverhill	Im. Conception Parish	1894
St. Mary's Institute	Marshalltown	Sisters of Humility	1877
Seventh Day Adv. School	Marshalltown	Adventist Conference	1915
MITCHELL			
Visitation	Stacyville	Catholic	1878
St. Mary's	St. Haven	Catholic	1903
Sacred Heart	Meyer	Catholic
Cedar Valley Jr. College	Osage	Baptist	1902
MONONA			
St. Mary's School	Mapleton	Franciscan Sisters	1901
MONROE			
St. Patrick's	Hiteman No. 1	St. Patrick's Parish	1914
MONTGOMERY			
Powell Sch. for Backward Children	Bel Oak	Private	1903
Swedish Orphan's Home	Hinton	Swedish Evan. Luth.	1898
MUSCATINE			
St. Mathias	Muscataine	Catholic	1897
St. Mary's	Muscataine	Catholic	1889
Zion Lutheran	Muscataine	Lutheran	1913
O'BRIEN			
St. John's Lutheran	Germantown	German Luth.
Friend's School	Highland Twp.	Orthodox Friends
Evan. Luth. Parish	Paulina	Evan. Lutheran
School for Christian Inst	Sheldon	Society
Sanborn Christian School	Sanborn	Holland Reformed

COUNTY SUPERINTENDENTS.

Income for year	No. of professors	Other instructors	Students in college work	Students in preparatory work	Students in other courses	Total net enrollments for ending June 30, 1918	Graduates in college work	Graduates in other courses	Total graduates during year	President or Principal
1,900.00	4	1	18	117	108	336	8	8	16	3 T. T. Thompson 2 Sr. Mary Gabriel
29,842.95	17	8	54	201	177	532	5	22	27	J. L. Brasher 25 C. J. Burton
19,000.00	25	6	100	50	130	300	115	100	215	Sr. M. Hadley 2 Sr. S. Kloster
26,091.17	11	11	168	104	243	610	30	35	65	Jas. Heitbrink 1 John Hockman 1 Evelyn Stoddon Frances Hunter
5,506.99	4	140	142
2,000.00	3	84	84
.....	1	22	22
.....	1	24	24
.....	1
203.00	1	72	72	Rev. Chas. H. Dohman
21,000.00	6	6	21	61	28	144	5	7	12	Henry W. Pietupol
.....	9	1	63	63	23	23	W. H. Gilbert 15 C. F. Jessen
.....	1	44	44
.....	2	100	100	4 Rev. J. A. Dupont 2 Rev. J. J. Fitzpatrick
450.00	2	6	100	106
.....	1	21	21	Una May Gourley
473.35	5	15	157	200	2 Rev. J. M. Schueter 1 Rev. H. H. Forkenbrock
800.00	4	60	60
1,040.00	4	61	45	147	216	7	50	57	Sr. M. Francesco 42 A. M. Vance
600.00	5	140	12 Rev. L. Scheuclberg
.....	1	20	109	149	10 Rev. P. J. Murphy
.....	4	20
11,375.00	2	13	31	44	Dr. Velora E. Powell Esther Nimrod
1,600.00	8	24	127	159	4 Sr. M. Lurina Rev. J. S. Grieser
1,100.00	2	88	6 Rev. John Haefner
.....	2	80	20 S. B. Knuth Lorna Bowles
.....	2	24
.....	2	24
.....	2	24
2,000.00	2	20	16 A. H. Lemmann 1 A. Bremer George Dykhuizen

ABSTRACT H—REPORTS OF

Name of School	Location	Under Control of	When founded
OSCEOLA			
Evan. Luth. Zion School	Ocheyedan	Lutheran Zion	1887
St. John's Evan. Luth.	May City	St. John's Evan. Luth.	1897
St. Peter's Lutheran	Ocheyedan		
St. Joseph's	Ashton	Sisters of St. Francis	1889
PALO ALTO			
St. Mary's Academy	Fremontsburg	Sisters of Charity B.V.M.	1884
St. Peter and Paul's School	West Bend	Franciscan Sisters	1889
St. Ellen's School	Fremontsburg	Sisters of Charity B.V.M.	1914
St. Mary's School	Mahard	Franciscan Sisters	1901
PLYMOUTH			
St. Joseph's School	Akron	Catholic	1904
St. Joseph's School	Le Mars	St. Joseph's Parish	1879
St. Catherine's School	Oyens	Sisters of St. Francis	1890
St. Mary's School	Bremen	Sisters of St. Francis	1888
Western Union College	Le Mars	United Evangelical	1860
POCAHONTAS			
Our Lady of Good Counsel	Ponda	Catholic	1908
Sacred Heart School	Pocahontas	Catholic	1890
St. Columbkille's	Varina	Catholic	1910
POLK			
Capital City Com. College	Des Moines	Private	1883
Des Moines College	Des Moines	Baptists	1885
Des Moines Still C. O.	Des Moines	College Corporation	1888
Drake University	Des Moines	Independent	1881
Grand View College	Des Moines	Danish Lutheran	1895
St. John's School	Des Moines	Catholic	1906
St. Joseph's Academy	Des Moines	Sisters of Charity	1893
St. Mary's School	Des Moines	Sisters of Charity	1899
St. Ambrose School	Des Moines	Sisters of Charity	1890
Scholte-Nollen	Des Moines	Private	1914
Visitation	Des Moines	Catholic	
POTTAWATTAMIE			
Christian Home Orphanage	Council Bluffs		
Mt. Loretta Seminary	Council Bluffs		
Our Lady of Victory Acad.	Council Bluffs		
Hammill's Com. College	Council Bluffs		
Boyle's Western Ia. College	Council Bluffs		
St. Francis Academy	Council Bluffs		
St. Joseph's Academy	Council Bluffs		
St. Peter's School	Council Bluffs		
St. Joseph's School	NOLA		
POWESHIEK			
Grinnell College	Grinnell	Congregational	1847
SAC			
Sacred Heart Parochial	Early	Catholic	1914
St. Martin's Parochial	Oshtemo	Catholic	1887

COUNTY SUPERINTENDENTS.

Income for year	No. of professors	Other instructors	Students in college work	Students in preparatory work	Students in other courses	Total per enrollment for year ending June 30, 1918	Graduates in college work	Graduates in other courses	Total graduates during year	President or Principal
	4	1			24					E. J. A. Kallen
	1				9				2	Carl G. Winter
Closed by Council of Defense										
					188				2	E. Piene
										J. P. Hoffman
	7	4	60	300	360			21	21	St. Mary Feleian
	1	3	40	117	122					Rev. Dabberstein
					105			11	11	Sr. Mary Virginia
					85			17	17	Rev. J. J. Seppel
										Rev. D. E. Hurley
					24	190		210		Rt. Rev. W. A. Pa
	500.00	3			110			7	7	Rev. H. Rohles
					286			2	2	Rev. F. X. Schulto
30,000.00	11	4	47	36	49	133	11	25	24	Chas. A. Mock
										Rev. D. J. Heelan
	1	8	40	130	170			14	14	Rev. A. J. Wagner
	4		28	88	116			15	15	Rev. Edw. Masterson
										B. F. Williams
105,000.00	24	8	500	300	100	900	60	100	100	John A. Earl
10,000.00	14		170		170			52	52	S. L. Taylor, M.D.D.O.
127,000.00	50	35	920		458	1,418	66	144	210	Hill M. Bell
16,000.00	3	0	11	16	43	69	2	6	8	Carl P. Hojberg
		12		294	107	401		10	10	Rev. D. G. Mulvihill
		15			173			18	18	Rev. Mary Patrice
		6	255	30	285			20	20	Rev. Domine Weber
	10		30	60	90			4	4	Sr. M. Nollen, H.T. Nollen
22,850.00	31	25	700	11	280	446	90	1	91	J. H. T. Main
SAC										
	1	4		16	77	93		5	5	Rev. J. F. Finnean
400.00		2				80				Rev. A. G. Schaefer

ABSTRACT H—REPORTS OF

Name of School	Location	Under Control of	When founded
SCOTT			
Ida Institute	Davenport	Private	1884
St. Ambrose College	Davenport	Catholic	1882
St. Katherine's School	Davenport	Sisters of Mercy	
SHELBY			
Panama Parochial	Panama	Catholic	
Portsmouth Parochial	Portsmouth	Catholic	
Westphalia Parochial	Westphalia	Catholic	
Earling Parochial	Earling	Catholic	
Defiance Parochial	Defiance	Catholic	
SIOUX			
St. Joseph's Academy	Granville	Catholic	1886
St. Mary's School	Rock Valley	Catholic	1897
St. Mary's Academy	Jixon	Catholic	1883
N. W. Classical Academy	Orange City	Reformed Church	1882
St. John's School	Boydton Sheridan Tp.	Evangelical Luth.	1878
Lutheran Parish	Hawarden	Trinity Lutheran	1904
St. Paul's School	Hull (Lincoln Twp.)	Lutheran	1897
Hope Christian School	Sioux Center	Christian Church	1910
St. Anthony's Parochial	Hospers	Catholic	1890
St. John's Evangelical	Ireton(Readingwp.)	Lutheran	1889
Christian School	Rock Valley	Private	1911
Sioux Center Christian	Sioux Center	Private	1905
Christian School	Orange City	Christian Reformed	1904
Hull Christian School	Hull	Private Society	1913
Hospers Christian School	Hospers	Private Society	1916
Perkin's Christian School	Perkins	Private Society	1924
St. Mary's Academy	Hawarden	Catholic	1904
Christian School	Boydton	Reformed Church	1912
STORY			
Iowa State College	AMES	State of Iowa	1868
Oak Park Academy	Sevada	Adventists	1921
TAMA			
Leander Clark College	Toledo	United Brethren	1866
St. Mary Academy	Tama	Catholic	1894
See and Fox Sanitarium	Toledo	Dept. of Interior U. S.	1914
Fox Day School	Indian Reservation	U. S. Government	1919
Mesquakie Day School	Tama	Dept. of Interior U. S.	1909
St. Joseph's Parochial	Quelera	Catholic	1926
UNION			
St. Malathy's	Creston	St. Rev. A. Dowling D. D.	1882
WAPELLO			
Ottumwa Com. College	Ottumwa	Private	1861
Iowa Success School	Ottumwa	Private	1911
St. Joseph's Academy	Ottumwa	Sisters of Humility	1890
WARREN			
Simpeon College	Indianola	Methodist	1867

COUNTY SUPERINTENDENTS.

Income for year	No. of professors	Other instructors	Students in college work	Students in preparatory work	Students in other courses	Total not enrolled for any school June 30, 1918	Graduates in collegiate work	Graduates in other courses	Total graduates during year	President or Principal
30,000.00	19	2	25	137	70	251	9	15	6	Ida M. Burrows
30,000.00	18	8	25	102		165		10	24	Rev. W. L. Hannan 10/Sr. Esther, C. S. M.
1,300.00		6				200		9	9	Rev. J. A. Gerleman
600.00		2		30	50	80				Rev. J. A. O'Riely
	1	8	43	155	197	443	14	14	14	Rev. F. J. Brunie
7,672.88			60		96	156		17	17	Thos. E. Welmers
700.00		1			42	42				Martin Penneit
400.00				10	10	20		6	6	Geo. Steinkamp
110.00	1			24	24	48		9	9	Rev. P. J. Bunge
800.00		2		70	1	71				Jno. Timmer
				2	2	4				Rev. H. J. Dyles
2,500.00		4		1	102	103		3	3	Rev. C. D. Mofter
2,700.00		4			103	103		9	9	Wm. Van Vliet
3,000.00		6			312	312		30	30	Henry Vande Riet
4,000.00		4			100	100		8	8	S. P. Ginnick
		2			64	64		2	2	H. L. Verhulst
500.00		2			6	6				Sisters of St. Francis
1,500.00		2		32	2	34		2	2	Anna Mullenburg
981,850.00	139	160	2091	380	2,547	5,097	332	43	374	Raymond A. Pearson
19,697.00		11		125		125		13	13	L. A. Hoopes
25,000.00	11		86	Closed						H. W. Ward
1,000.00		3		63		63				Rev. Fr. O'Brian
25,000.00		1		17		17				Dr. R. L. Russell
	1			29	29	58				Herbert E. Reynolds
	2									Dr. R. L. Russell
	2				82	82				Rev. Joseph Gregor
				4		135		12	12	Stephen Wise, Priest
2,500.00	1	2	80	31	16	115		31	31	St. J. W. O'Brian
10,000.00		7			200	200		72	72	W. W. Toole
	12			50	40	90	11	2	14	Sr. Mary Geraldine
67,222.23	22	10	241	54	120	577	27	21	68	J. W. Campbell

ABSTRACT H—REPORTS OF

Name of School	Location	Under Control of	When founded
WASHINGTON			
Holy Trinity.....	Richmond.....	Catholic.....	1860
St. Mary's.....	Riverside.....	Catholic.....	1889
St. James'.....	Washington.....	Sisters of Charity.....	1873
WEBSTER			
Corpus Christi Academy.....	Ft. Dodge.....	Sisters of Charity.....	
Ft. Dodge Bus. College.....	Ft. Dodge.....	Private.....	1923
St. Matthew's.....	Clarke.....	Catholic.....	1922
St. Paul's.....	Ft. Dodge.....	Evan, Lutheran.....	
Sacred Heart.....	Ft. Dodge.....	Sisters of Charity.....	1922
Tobin College.....	Ft. Dodge.....	Private.....	1892
WINNEBAGO			
Waldorf Luth. College.....	Forest City.....	Norwegian Luth.....	1902
WINNEBIEK			
Valder College.....	Decorah.....	Private.....	1888
St. Wenceslaus School.....	Spillville.....	Sisters of Notre Dame.....	1869
St. Aloysius.....	Calmar.....	Catholic.....	1901
St. John's.....	Ft. Atkinson.....	Catholic.....	1895
WOODBURY			
St. Joseph's School.....	Salix.....	Catholic.....	1869
Cathedral School.....	Sioux City.....	Catholic.....	1881
Cathedral School.....	Anthon.....	Catholic.....	1880
Morningside College.....	Sioux City.....	Methodist.....	1894
N. B. T. School.....	Sioux City.....	Private.....	1893
WRIGHT			
Sacred Heart School.....	Eagle Grove.....	Catholic.....	1901
St. John's School.....	Clarion.....	Catholic.....	1913
Total.....			

COUNTY SUPERINTENDENTS.

Income for year	No. of professors	Other instructors	Students in college work	Students in preparatory work	Students in other courses	Total net enrollment for year ending June 30, 1918	Graduates in collegiate work	Graduates in other courses	Total graduates during year	President or Principal
2,000.00	7	3	138	42	193	10	7	2	2	Rev. Peter Stahl
	6		7	108	115				7	Rev. B. Jacobmeyer Sr. M. Rosemunda
5,000.00	2	118			118	30			30	Sr. Mary Xavieria Lyle M. Cassat Rev. M. Darcey
	5	30	60	85	180	10			10	H. F. C. Mueller Sr. Mary Clementia
9,821.46	2	5	107	86	193	43			43	C. V. Findlay
38,258.31	12		203		203	60			60	Martin Hegland
	7		150	132	275	43			43	C. H. Valder
	3	1			124				2	Rev. J. P. Broz
600.00	3				90	4			4	Rev. Wm. Cramer
825.00	5				100				2	Rev. C. Dragoon
					150	6			6	Father Griffin
					200	15			15	Sr. Mary Harold
					112	4			4	
	20	13	18		658	30			33	Alfred E. Craig
	6	12	12		80					E. A. Barrett
	7	1		21	108	146			7	Sr. Mary Laurentine
	6			60	66				4	Rev. H. C. Murphy
\$ 3,320,645.46	1,002	1,319	15,768	10,580	17,731	48,049	1,490	2,280	4,760	

ABSTRACT I—REPORTS OF

Cities	City Superintendent 1917-1918	Population 1913	Salary per annum	Number months school	Number of years in course	Enrollment, June, 1917		Total enrollment	Average attendance
						Males	Females		
Mason City	F. M. Hammitt	17,152	2,800 12	13	4,240	2,968	2,246		
Missouri Valley	F. E. Palmer	8,794	2,100 9	12	1,836	945	788		
Mount Pleasant	C. W. Cruikshank	4,989	1,800 9	13	1,617	919	757		
Muscatine	Ira H. McIntire	13,780	1,900 10	12	2,973	2,687	2,213		
Newton	H. P. Smith	5,180	2,300 9	12	1,417	1,400	1,300		
Oelwein	S. W. Johnson	7,137	2,100 9	12	2,028	1,276	1,122		
Oskaloosa	O. P. Flower	10,488	2,600 9	13	2,974	2,445	1,750		
Ottumwa	H. E. Blackmar	22,437	3,000 9.5	12	6,746	5,300	4,123		
Pella	F. M. Frush	2,090	1,700 9	12	800	684	478		
Perry	F. L. Mahannah	4,453	2,100 9	12	1,216	1,249	1,033		
Bel Oak	J. B. Inman	5,601	2,300 9	12	1,327	1,322	1,072		
Sheldon	E. S. Wells	3,323	2,600 9	12	999	790	723		
Shenandoah	O. F. Garrett	5,637	2,300 9	12	1,265	1,235	1,074		
Sioux City	M. G. Clark	61,774	6,000 9	12	18,072	19,573	8,301		
Sponser	E. W. Goetsch	4,170	2,000 9	12	1,130	1,059	869		
Storm Lake	I. E. Akers	3,138	1,850 9	12	848	740	580		
Valley Junction	James Hoyer	3,095	1,400 9	12	1,022	871	730		
Vinton	S. F. Brown	2,927	1,800 9	12	969	757	585		
Washington	C. J. Schmitt	4,544	2,000 9	12	1,307	1,221	923		
Waterloo, West	A. T. Hukill	35,007	2,000 9.5	13	5,279	3,006	2,384		
Waterloo, East	C. W. Kline	5,905	2,000 9.5	12	6,200	3,311	2,777		
Waverly	W. H. Ray	5,501	2,000 9	12	831	659	504		
Webster City	D. M. Kelsey	5,831	3,000 9	12	1,553	1,306	1,047		
Totals			\$136,700		308,615	152,318	122,827		

COUNTY SUPERINTENDENTS

Attendance upon enumeration, 1910	Enrollment upon enrollment	Enrollment High School		No. of Tuition Pupils			No. high school tuitioners at expense of public	No. high school tuitioners paying own way	Average cost and contingent expense	No. graduated year ending June 30, 1918		No. Teachers Employed and Average Salary Not Including Superintendent or Principal					
		Males	Females	Grades		High School				Males	Females	Males	Females	Salary per month	Salary per month		
				Males	Females												
10	80	271	400	8	6	80	48	40	48	3.01	27	70	10	128.00	108	82.65	
11	81	26	76	130	14	6	55	54	4.92	12	37	70	10	109.02	108	68.83	
12	82	127	171	3	3	23	68	67	1.500	13	33	47	10	706.55	78	73.30	
13	83	169	240	10	16	8	40	40	4.318	13	47	67	10	111.25	94	70.42	
14	84	157	200	3	3	25	20	25	3.735	20	33	9	122.85	40	78.81		
15	85	174	165	5	7	11	22	11	2.590	16	25	4	98.00	27	84.90		
16	86	185	278	3	5	15	32	13	4.97	13	48	5	140.00	70	78.81		
17	87	305	400	29	20	21	33	21	7.90	18	54	15	128.96	139	79.05		
18	88	66	56	1	1	5	6		4.70	9	10	3	80.00	17	65.70		
19	89	114	178	14	13	22	47	19	6.500	18	21	1	95.00				
20	90	142	213	4	6	28	80	30	6.40	17	26	4	100.00	28	60.52		
21	91	110	139	1	6	5	24	2	3.70	9	24	6	109.25	27	74.00		
22	92	85	881	392	4	22	33	21	4.77	14	28	5	116.11	37	75.89		
23	93	108	160	5	1	25	21	22	7.59	110	35	34	115.82	225	65.00		
24	94	70	119	1	1	21	22	7	5.25	11	37	5	105.50	38	68.79		
25	95	65	71	4	3	5	4	5	3.63	14	28	3	115.27	23	71.78		
26	96	105	27	30	24	7			2.83	2	10	2	75.00	22	63.33		
27	97	66	105	27	30	24	7		6.03	12	14	1	150.00	28	80.00		
28	98	133	187	16	12	64	66	64	66	3.46	24	38	6	118.00	33	72.33	
29	99	198	248	1	5	6	10	6	7.90	24	44	7	108.50	89	75.59		
30	100	231	311	3	2	25	38		7.55	22	53	9	138.45	107	67.80		
31	101	100	108	18	12	32	32	31	4.55	30	19	7	109.28	23	68.86		
32	102	132	195	2	1	22	34	31	3.40	19	23	2	111.11	41	73.78		
Totals			\$11,696	18,384	478	676	1,614	2,725	1,427	2,450	75	67	84.90	1,582	7,006	319	4,576

ABSTRACT II—REPORTS OF

Cities	City Superintendent 1917-1918	Population 1915	Salary per annum	Number months school	Number of years in course	Attendance upon enrollment		Average attendance	
						Attendance upon enrollment	Attendance upon enrollment		
				Number of years in course		Total enrollment		Average attendance	
				Enrollment, June, 1917					
				Total enrollment		Average attendance			
Rock Rapids	W. S. Wilson	2,081	1,500	9	13	632	602	495	
Rockwell City	J. H. Voris	1,964	1,600	9	13	534	600	506	
Sac City	Sebastian Lake	2,021	1,350	9	12	824	621	522	
Seymour	F. M. Phillips	2,146	1,700	9	12	617	505	513	
Sibley	J. R. McAnulty	1,753	1,850	9	12	447	459	496	
Sigourney	George H. Hilliard	2,338	1,600	9	12	655	519	353	
Spirit Lake	Harry E. Bailey	1,692	1,600	9	12	574	561	457	
Story City	Edgar Herwig	1,979	1,350	9	12	481	384	330	
Stuart	W. S. Smiley	1,849	1,500	9	12	353	576	446.2	
Sumner	Thomas J. Durant	1,585	1,600	9	12	378	341	354	
Tama	A. R. Finley	2,021	1,500	9	12	509	502	419	
Tipton	S. G. Morrison	2,176	1,800	9	12	495	464	491	
Toledo	W. H. Hoyman	1,721	1,700	9	12	487	481	429	
Villase	O. Hamersly	2,132	1,500	9	12	524	618	479	
Wapello	Mrs. A. L. Springer	1,322	1,350	9	12	350	444	368	
Waukon	S. F. Brokaw	2,104	1,500	9	12	622	508	452	
West Liberty	W. S. Miller	1,793	1,350	9	12	490	459	430	
West Union	A. W. Moore	1,773	1,700	9	12	511	440	323	
What Cheer	N. J. Hibbs	1,805	1,600	9	12	557	485	598	
Winterset	David Williams	2,863	1,500	9	12	675	708	535	
Woodburn	Reed and How	1,613	1,600	9	12	432	482	374	
Totals			\$106,430			39,825	31,688	28,405	

COUNTY SUPERINTENDENTS.

County	Superintendent	Population 1915	Salary per annum	Number months school	Number of years in course	Attendance upon enrollment		Average attendance	Number of Tuition Pupils		No. High School Tuitioners at Expense of Public	No. High School Tuitioners Paying Own Way	Average cost and contingent expenses	No. Graduated in Year Ending June 30, 1918		No. Teachers Employed and Average Salary Not Including Superintendent or Principal						
						Enrollment upon enrollment			Grades					Males	Females	Males	Females	Males	Females	Salary per month	Females	Salary per month
						Males	Females		Males	Females												
Adair	W. S. Wilson	2,081	1,500	9	13	632	602	495														
Adams	J. H. Voris	1,964	1,600	9	13	534	600	506														
Adams	Sebastian Lake	2,021	1,350	9	12	824	621	522														
Adams	F. M. Phillips	2,146	1,700	9	12	617	505	513														
Adams	J. R. McAnulty	1,753	1,850	9	12	447	459	496														
Adams	George H. Hilliard	2,338	1,600	9	12	655	519	353														
Adams	Harry E. Bailey	1,692	1,600	9	12	574	561	457														
Adams	Edgar Herwig	1,979	1,350	9	12	481	384	330														
Adams	W. S. Smiley	1,849	1,500	9	12	353	576	446.2														
Adams	Thomas J. Durant	1,585	1,600	9	12	378	341	354														
Adams	A. R. Finley	2,021	1,500	9	12	509	502	419														
Adams	S. G. Morrison	2,176	1,800	9	12	495	464	491														
Adams	W. H. Hoyman	1,721	1,700	9	12	487	481	429														
Adams	O. Hamersly	2,132	1,500	9	12	524	618	479														
Adams	Mrs. A. L. Springer	1,322	1,350	9	12	350	444	368														
Adams	S. F. Brokaw	2,104	1,500	9	12	622	508	452														
Adams	W. S. Miller	1,793	1,350	9	12	490	459	430														
Adams	A. W. Moore	1,773	1,700	9	12	511	440	323														
Adams	N. J. Hibbs	1,805	1,600	9	12	557	485	598														
Adams	David Williams	2,863	1,500	9	12	675	708	535														
Adams	Reed and How	1,613	1,600	9	12	432	482	374														
Totals			\$106,430			39,825	31,688	28,405														

ABSTRACT 12—REPORTS OF

Cities	Superintendent or Principal 1917-1918	Population 1915	Salary per annum	No. months school	No. years in course
Casey	A. J. Rohrbaugh	862	1,200.00	9	12
Castana	Daniel V. Maser	441	1,245.00	9	12
Cedar Heights	C. A. Miller	855	955.00	9	9
Deater Junction	E. L. Bergeson	293	845.00	9	11
Center Point	R. E. Albright	910	1,125.00	9	12
Central City	F. S. Hill	735	1,300.00	9	12
Chariton	Gary Gordon	845	945.00	9	11
Charlotte	H. L. Burdick	884	1,000.00	9	9
Charter Oak	Bruce B. Yeager	799	1,500.00	9	9
Cherokee	Samuel Tyler	528	1,200.00	9	12
Chesler	Starling Rockwell	590	795.00	9	10
Chester Twp. H. S.	Blanche Bray M. Datz	50	850.00	9	8
Chickasaw	Helen Ackley	59	97.00	9	9
Chillicothe	Geo. W. Koch	494	975.00	9	9
Chionio	W. Bakersville	694	1,200.00	9	12
Clarence	Henry E. Inoss	571	1,200.00	9	2
Clarksville	Victor Peterson	965	1,400.00	9	12
Clayton	J. A. Griffith	141	97.00	9	12
Cleghorn	W. W. Drago	605	1,100.00	9	12
Clemons	W. R. Wagner	230	900.00	9	10
Clemont	M. J. Brockner	245	945.00	9	12
Climbing Hill	M. J. Brockner	714	1,100.00	9	12
Clie	J. Nachtigal	394	690.00	9	12
Clutier	Bertha Grady	576	585.00	9	8
Coagan	W. L. Evans	320	1,225.00	9	12
Coleburg	F. W. Wendt	426	1,250.00	9	12
College Springs (Amity)	E. D. Deibel	585	1,300.00	9	12
Collins	C. W. Kirk	569	1,000.00	9	12
Colo (Consid.)	E. S. Jordan	536	1,200.00	9	12
Columbia	Edith Agan	590	480.00	8	8
Columbia City	W. O. Workman	1,107	1,500.00	9	12
Columbia Junction	Clarence E. Meek	332	900.00	9	12
Conroyville	A. B. Maulsby	630	1,400.00	9	12
Conroy	J. H. Gummert	577	1,200.00	9	12
Conway	J. H. Ray	1,218	1,400.00	9	12
Coon Rapids	Neah C. Whittiger	500	900.00	9	11
Cornell	M. B. Hassel	1,056	1,300.00	9	12
Correionville	Chas. Mantle	557	1,200.00	9	12
Cornith	P. M. McClintock	307	720.00	9	8
Coulter	"Arrie Both	125	540.00	9	8
Crawfordsville	W. L. Rhee	323	1,000.00	9	12
Cronwell	Olea Udell	179	600.00	9	12
Crystal Lake	Allee McGuire	177	560.00	9	8
Crowland	D. T. Dickerson	574	1,400.00	9	12
Curlew	H. I. Carrel	173	900.00	9	10
Cushing	L. C. Smith	280	1,000.00	9	12
Cylinder	W. G. Clark	101	945.00	9	11
Dakota City	Marie S. Brooks	447	900.00	9	10
Dallas	F. H. Woods	325	1,200.00	9	10
Dallas Center	M. C. Del Marro	824	1,300.00	9	12
Dans	Fred Pennington	313	600.00	9	10
Danbury	C. F. Spitzman	278	1,300.00	9	12
Darville	Leslie Lightshoe	290	1,125.00	9	12
Davis City	S. A. Holt	636	1,200.00	9	12
Dawson	C. W. Manning	746	900.00	9	12
Dayton	Fred C. Runkle	82	1,200.00	9	12

COUNTY SUPERINTENDENTS.

Enumeration June, 1917	Total	Enrollment Year Ending 1918				Number of Tuition Pupils				No. high school tuitioners at expense of public	No. high school tuitioners paying own way	Average cost and contingent expense	No. Teachers Employed and Average Salary not including Superintendent or Principal								
		High seniors	1917	1916	1915	Grades		High Schools					Males	Females	Males	Females	Salary per month	Females	Salary per month		
						Males	Females	Males	Females											Males	Females
126	279	74	19	14	8	15	12	29					5.14								
126	181	90	21	14	10	17	16	16					4.55								
72	68	15											8.07								
211	214	71											5.78								
277	277	76	10	6	17	20		1	3	1	3		5.22			125.00					
148	117												4.55								
25	59	26											2.38								
130	119	25											6.90			105.25					
190	167	55	4	3	4	3	1	4					5.25			85.00					
136	150	39	1	2	1	5	6	6					3.07								
126	126	46	5	11	1	2			1	1	1		4.79								
151	144	15											7.94								
80	97												4.94								
22	24	6	4	4	1	4	1	4					7.69								
33	54	7	4	4	1	1	1	1					3.86								
209	192	61	6	15	11	10	11	19					5.35			100.00					
218	223	62	15	10	9	17	9	17					5.73								
44	37												4.66								
178	169	72	10	21	21	2	2	2					3.09			60.00					
82	82	11											6.00								
105	545												6.40								
246	258	31	5	5	3	7	7	7					5.16			80.00					
509	315												2.80								
75	99	20											8.88								
61	90												2.31								
161	101	81	17	6	25	18							3.81			1306.11					
267	216												2.25								
279	313	27											12.75			5.19					
194	117	45	11	7	9	14	7	14					6.68			177.77					
303	204												4.31								
60	56		1	1									2.20								
269	174												4.68								
401	385	106	4	2	17	15	12	2					3.43			90.00					
129	134												7.2								
146	162	63	15	8	7	17	7	17					4.09			5					
135	140												5.45			115.00					
42	50	6	6	7	15	7	10						5.18			6					
133	307												4.46								
133	309	97											4.55			14					
230	274												2.49								
121	104	18	1	5	8	3							2.58								
66	64	2	1	1	3	3							5.00								
228	101	51	5	5	2	2	2	2	1				4.08			4					
60	69	7	2	1									4.02								
76	65												6.75								
200	191	73	8	2	18	20	17	20	1				3.95								
38	32	2	4	2	1	2	1	2	1				3.60								
150	99	27											6.70			100.00					
128	119												9.50								
143	137	11											5.90								
214	217												2.34								
226	308	10	7	10	24	9	20	1	1				5.49			109.00					
80	74	10	4	3	2	3	2						5.47								
147	187	43											5.23			4					
127	128	63											5.00								
211	213												6.75								
122	160	17	3	3	1	1	1	1					6.30								
222	224	68	6	7	9	15	9	14	1				8.40			7					
208	211												5.90								

ABSTRACT II—REPORTS OF

Cities	Superintendent or Principal 1917-1918	Population 1915	Salary per annum	No. months school	No. years in course
Fairbank	J. H. Williams	629	1,250.00	9	12
Fairview	W. W. Alken	511	882.50	9	12
Fairview (West Burlington)	G. E. Carr	1,091	882.50	9	9
Fairy	Mary E. Reddy	729	810.00	9	4
Farmersburg (Wagner)	M. B. Merriman	280	950.00	9	10
Farmingington	A. T. S. Owen	1,124	1,350.00	9	12
Farnhamville	C. M. Hannon	355	1,000.00	9	11
Farragut	J. Harry Winstrom	1,111	1,300.00	9	12
Fayette	Elmora M. Garrison	1,113	1,350.00	9	12
Fenton	Margaret Dorweiler	384	1,025.00	9	10
Ferguson	S. C. Guernsey	161	1,000.00	9	12
Fernald	H. M. Davis	113	84	9	11
Flaggler	Georgia Reichard	540	900	9	12
Fort Le Clair	B. W. Grimes	222	1,250.00	9	12
Floyd	F. E. Crouse	392	1,400.00	9	12
Fonda	B. D. Evans	1,166	1,400.00	9	12
Pontiacville	A. G. Hinchaw	668	1,350.00	9	12
Fort Atkinson	240	750.00	9	12
Fort Des Moines	Nellie Mussell	528	540.00	9	8
Foster	Laura Tyrrel	129	400.00	8	8
Franklin	128	8
Frazier	Margaret Winters	539
Friederika	Beth Chapin	284	680.00	9	8
Friedricksburg	C. E. Baldwin	623	1,350.00	9	12
Freemont	A. J. Jones	920	1,300.00	9	12
Galt	Loey Umbrett	185	900.00	9	10
Galva	E. H. Erickson	478	1,300.00	9	12
Garden Grove	W. E. Hayer	711	1,300.00	9	12
Garnaville	308	900.00	9	12
Garnet	Arthur E. Rankin	1,294	1,400.00	9	12
Garrison	Wyllie Gearhart	489	810.00	9	12
Garwin	Loyal Hurley	513	1,000.00	9	11
Geneva	M. Miller	305	945.00	9	12
George	B. L. Troop	784	1,250.00	9	12
Germania	C. B. Core	141	143	12	4
Gibson	L. D. Morgan	429	1,150.00	9	11
Gifford	98
Gilbert	R. C. Wessler	252	1,000.00	9	12
Gilbert Grove	O. E. Smith	221	882.00	9	12
Gilman	F. D. Francis	477	1,300.00	9	12
Gilmore City	C. C. Knoll	925	1,250.00	9	12
Glasbrook	E. S. Smith	359	1,450.00	9	12
Goldsboro	E. E. York	313	1,400.00	9	12
Goldfield	Robert Smyke, Jr.	748	1,500.00	9	12
Goodell	C. H. Thompson	241	1,100.00	9	12
Gowrie	I. J. Bradley	180	1,250.00	9	12
Graettinger	Antone Johnson	743	1,200.00	9	12
Grafton	Rex Haicht	66	1,080.00	9	10
Grand Junction	H. B. Hurlin	481	1,500.00	9	12
Grand Meadow	H. D. Funkhouser	314	1,000.00	9	14
Grand Mound	1,544.75	9	4
Grand River	J. P. Shafer	363	1,000.00	9	12
Grandview	W. H. Macfald	275	1,215.00	9	12
Granger	Debra Massman	327	1,000.00	9	11
Grant	W. H. McFarland	270	1,000.00	9	11
Grant City	Olive L. Ryan	177	540.00	9	8
Granville	H. E. Van Pelt	412	900.00	9	10
Gravily	Edie Stockhouse	549	810.00	9	12
Gray	Gene Talbot	154	675.00	9	9

COUNTY SUPERINTENDENTS.

Enumeration June, 1917	Enrollment Year Ending June 30, 1918		Number of Tuition Pupils				No. high school tuitioners at expense of public		No. high school tuitioners paying own way		Average cost and contingent expense	No. graduates June 30, 1918		No. Teachers Employed and Average Salary not including Superintendent or Principal		
	Total	High school	Grades	High Schools	Males	Females	Males	Females	Males	Females		Males	Females	Salary per month	Females	Salary per month
			Males	Females	Males	Females	Males	Females	Males	Females						
102	198	43	2	7	14	7	14	7.27	1	75.00	5	62.50	
103	59	14	5.45	2	51.30	
104	225	2	6	2	16	17	14	10	5.00	11	15	2	30.00	
105	88	21	4.15	5	35.00	
106	729	810	4.00	1	1	3	61.00	
107	50	4.50	1	7	10	60.90	
108	341	35	15	11	16	20	11	14	3.50	3	64.00	
109	131	83	2.50	1	71.00		
110	148	49	11	2	7	6	6	6	5.67	13	3	85.00	11	66.75	
111	239	121	2	2	17	12	12	12	3.62	2	7	5	75.24	
112	126	18	8	5	8	8	3.60	3	82.00	
113	292	2.90	4	66.75	
114	84	3.33	1	48.75	
115	74	3.05	2	65.00	
116	105	74	2.26	1	86.60		
117	261	4.53	5	66.24	
118	208	3.90	8	11	2	141.75	9	68.00
119	258	212	3.50	4	1	150.00	9	71.20	
120	813	253	97	3.82	4	1	150.00	2	46.25	
121	229	540	100	10	2	18	24	18	24	4.22	2	55.50	
122	78	1.95	1	50.00	1	50.00	
123	226	230	1	2.31	1	1	50.00	
124	60	50	2.00	1	65.00	
125	4	2.71	3	4	5	21.60	
126	178	159	1	70.00	
127	30	73	6	6.00	2	3	6	66.00	
128	172	49	7	10	5	11	10.37	4	13	1	90.00	8	71.19
129	227	108	8	12	20	56	20	56	5.02	2	4	52.00	
130	63	13	3.37	6	70.85	
131	241	202	101	7	11	21	20	21	20	6.21	6	9	1	119.60	10	69.20
132	33	64	5.84	4	59.00	
133	450	458	60	5	7	7	18	7	18	5.32	1	7	1	155.50	12	62.83
134	164	122	15	2	6	9	3.98	1	2	5	61.25	
135	178	150	3.99	7	66.97	
136	191	127	4.25	2	4	9	72.27	
137	225	254	31	9	10	6	4	6	4	3.15	6	68.40	
138	141	143	22	4	3	3.77	1	159.75	4	60.00	
139	98	96	3.75	1	65.00	
140	30	50	9.28	3	3	1	111.11	5	67.00
141	96	100	29	4	4	6	11	6	11	3.77	8	65.82	
142	121	107	3.67	8	78.00	
143	299	292	4.92	4	10	2	90.00	9	69.15
144	326	288	69	10	20	19	11	11	11	3.05	5	7	8	60.21	
145	547	239	68	8.08	10	67.77	
146	313	254	70	21	23	10	10	17	37	3.24	6	12	1	109.60	13	67.50
147	372	263	89	6.92	1	2	1	122.25	5	62.50
148	191	191	28	4.42	2	8	8	68.43	
149	241	241	54	8	2	11	2	10	5.00	8	65.00	
150	227	266	58	2	2	7	18	7	18	4.85	1	2	1	105.67	2	69.00
151	96	50	9	3.73	4	10	1	111.11	10	67.28
152	297	250	75	4	2	29	20	29	20	3.81	2	2	1	65.00	
153	158	107	5.00	2	2	1	37.00	5	57.50
154	129	172	28	9	9	5	8	5.25	1	60.00	7	63.75
155	227	235	4.39	1	2	5	70.25	
156	145	122	6.11	2	2	6	67.00	
157	311	126	24	2	5	1	6	1	6	4.90	2	50.00	
158	77	66	6.00	1	100.00	1	60.00
159	162	42	1.98	7	59.50	
160	182	182	36	9	12	8	6	1	6	4	2	7	66.00	

ABSTRACT 12—REPORTS OF

Table with columns: Cities, Superintendent or Principal 1917-1918, Population 1915, Salary per annum, No. months school, No. years in course. Lists various Iowa cities and their respective school data.

COUNTY SUPERINTENDENTS.

Table with columns: Enumeration, June, 1917, Enrollment Year Ending June 30, 1918, Number of Tuition Pupils (Grades, High Schools), No. high school tuitioners at expense of public, No. high school tuitioners paying own way, Average cost and contingent expense, No. graduates year ending June 30, 1918, No. Teachers Employed and Average Salary not including Superintendent or Principal. Lists county superintendents and their school statistics.

ABSTRACT 12—REPORTS OF

Cities	Superintendent or Principal 1917-1918	ABSTRACT 12—REPORTS OF			
		Population 1915	Salary per annum	No. months school	No. years in course
Linnville	Don C. Rogers	752	1,160.00	9	11
Lion Grove	A. H. Barnette	350	1,450.00	9	13
Lisbon	John R. Lang	879	1,550.00	9	12
Lincoln (Berlin)	Lois Porter	658	90	9	7
Lincoln (Lee)	W. L. Ernst	1,005.00	9	11	
Liscomb	E. Fannon	397	1,100.00	9	11
Little Cedar (Liberty Twp.)	Lee H. Trezana	1,135.00	9	11	
Littleport		305	705.00	9	11
Little Rock	H. E. Bowman	634	1,185.00	9	11
Little Sioux	H. L. Jacques	423	500.00	9	11
Livermore	Fred B. Farmer	624	1,300.00	9	12
Lockridge	Homar Criss	733	705.00	9	9
Lohrville	Horace F. Beard	656	910.00	9	11
Lone Brook	Billy Spencer	819	900.00	9	10
Lone Tree	F. B. Sturm	530	1,200.00	9	11
Long Grove	Marie Boyce	145	540.00	9	8
Lorimer	B. C. Pitman	711	1,150.00	9	11
Lost Nation	F. G. Reber	977	1,125.00	9	11
Lovilia	H. H. Davis	521	900.00	9	11
Lowden	A. B. Prescott—Martha Heiner	630	900.00	9	11
Low Moor	Orlman Donner	202	765.00	9	11
Luana	R. T. Carylale	126	1,170.00	9	11
Lucas	C. S. Webber	652	1,300.00	9	11
Luton	Marie Irwin	51	675.00	9	11
Luverne	Jay J. Sherman	360	1,300.00	9	11
Lyons	Alfred Dilley	151	585.00	9	11
Lynaville	Alfred Dilley	453	1,200.00	9	11
Lytton	F. C. Evans	338	1,000.00	9	10
McCallsburg	Mrs. M. Peck	292	900.00	9	11
McClellan		588	900.00	9	11
McGregor		1,000.00	9	11	
McIntosh	L. E. Dawson	1,025.00	9	11	
Macdonald	A. B. Alspaugh	200	900.00	9	11
Mackburg	E. G. Reber	262	765.00	9	10
Madrid	L. N. Gerber	1,419	1,500.00	9	11
Magnolia (Cons.)	H. W. Fearing	297	1,600.00	9	11
Macon	H. E. Bryan	426	1,100.00	9	11
Mahar	R. H. Grivas	1,070.00	9	11	
Maloy	Layton Rose	113	750.00	9	10
Malvern	James Westhoff	1,354	1,500.00	9	11
Mantula	H. W. Hartman	1,728	1,500.00	9	11
Masly	Susan Carter	282	1,320.00	9	11
Manson	L. L. Wright	1,360	1,000.00	9	11
Marshton	Luther Landstrom	1,300	1,450.00	9	11
Marsilion	M. R. Soto	563	1,500.00	9	11
Marble Rock	L. F. Grivas	535	1,400.00	9	11
Marua	F. T. Sheppard	987	1,800.00	9	11
Marss	Fred Poe	392	705.00	9	10
Martell	C. Ellen Money	151	1,000.00	9	11
Martinburg	Frank A. McCoy	288	1,000.00	9	11
Marysville	F. N. Hilder	226	730.00	9	11
Masona	L. R. Hass	546	1,300.00	9	11
Maurice	A. J. Benkes	367	915.00	9	10
Maxwell	I. W. Poney	824	1,300.00	9	11
Maynard	Irvin H. Schmidt	438	1,100.00	9	11
Mechanicsville	W. H. Wright and O. P. Dill	816	1,300.00	9	11
Medapolis	Harrison L. Amber	867	1,300.00	9	11
Medbourne	W. H. Barnes	259	1,300.00	9	11
Meeker	C. E. Sheppard	500	1,000.00	9	11

COUNTY SUPERINTENDENTS.

Enumeration June, 1917	Enrollment Year Ending June 30, 1918	Number of Tuition Pupils				No. high school tuitioners pay- ing own way	Average cost and con- tingent expenses	No. graduates year ending June 30, 1918	No. Teachers Employed and Average Salary not including Super- intendent or Principal									
		Total	High school		Females				Males	Females	Males	Salary per month	Females	Salary per month				
			Males	Females											Males	Females		
		Grade			High Schools				Males	Females	Males	Females						
269	320	71	23	23	10	18	4	7	6	11	5.01	4	11	2	90.00	2	61.00	
259	223	54	1	1	2	2	2	2	1	1	4.70	4	3	1	123.23	10	64.40	
216	219	77	7	7	7	19	2	2	2	2	4.98	4	3	1	99.00	10	80.00	
90	46										6.23	2	1	2		2	21.00	
114	111	19	12	11	2	4	2	4	2	2	3.74	1	4			4	65.00	
193	195										2.80					6	63.45	
305	306										5.37					5	61.40	
340	319	30	11	3	2	2	2	2	2	2	4.00			1	76.00		83.25	
138	151	37	6	11	7	8	2		9	8	4.10			1	50.00	6	60.00	
257	188	35	1	2	11	1	7	1		2	6.59			1	111.11	7	69.00	
79	79	18	4	4	5	5	1	1	1	1	5.28					5	57.90	
146	146	35	9	14	6	14	3	3	2	2	2.45					11	71.25	
102	102	14	3	3	1	2	1	1			7.12			6	1	4	65.50	
125	125	69	16	9	19	9	19	19			4.50			9	2	55.00	4	66.00
46	46										3.60			1	1	1	50.00	
189	212	75	7	9	5	23	5	23			3.38					8	60.00	
198	193										5.34					7	60.00	
230	230	20	1		4	4	4	4			3.99			1	3	7	62.91	
143	143	44	3	6	4	4	4	4			4.68					6	61.00	
78	78										2.94					6	59.00	
255	255	42	4	11	4	10	4	10	1		5.37			4		4	66.00	
51	51										8.77			2	2	2	70.00	
125	125	48	2	5	5	5	5	5			5.91			1	9	6	64.00	
46	46										3.30			1	4	3	55.00	
105	105	13	2	2	5	1	5	1			5.50			1	2	6	61.00	
38	38										4.97					2	65.00	
361	361										3.38			4	112.50	9	72.00	
175	147										5.67					5	57.94	
131	131										2.58					6	65.00	
91	91	25	2	1	11	7	11	7			4.34			3	4	3	60.00	
473	462	120	11	10	8	22	6	22	2		4.44			7	10	50.00		
231	231										3.68					10	67.50	
145	145	10	6	14	14	14	14	14			4.12			1	2	6	65.50	
127	127										4.42					6	65.00	
99	99										2.90					4	66.49	
276	276	105	8	6	24	31	24	30			5.12			5	11	11	74.23	
283	283	60	2	5	8	2	3	5	1		4.44			2	7	1	65.78	
240	240	58	3	6	12	11	15	11			3.79			3	8	30	63.00	
548	548	90	2	8	6	11	11	11			3.90			10	2	149.07	14	69.75
350	350										4.70					14	70.53	
345	345	73	3	2	2	2	2	2			5.22			7	7	1	60.00	
143	143	1	1	1	2	2	2	2			5.90			2	2	6	65.00	
204	204	65	9	3	11	10	11	10			5.19			4	7	1	60.00	
97	97	4	2								2.68			2		2	60.83	
132	132										2.67			1	2		65.14	
54	54	125	4	1	14	19	14	19			4.62			1	2	6	67.80	
194	194										5.53			5	5	2	60.00	
219	219	62	2	3	13	18	13	18			5.40			3	6	1	59.23	
101	101										2.60			1	2	2	60.00	
207	207	14	11	14	11	14	11	14	1		5.41			3	1	160.00	6	67.11
115	115	2	1	2	6	2	5	1			5.48			1	1	122.22	4	67.55
217	214	17	11	7	17	7	17	17			5.48			2	7	9	71.25	
220	220	114	6	1	30	43	36	43	1		6.42			19	1	145.00	12	69.00
73	73										1.91			1	1	1	72.00	
320	320	2	2	2	2	4	2	4			1.91			1	2	1	111.00	

ABSTRACT 12—REPORTS OF

Cities	Superintendent or Principal 1917-1918	Population 1915	Salary per annum	No. months school	No. years in course	Enrollment		Number of Tuition Pupils		No. high school tuition payers	No. high school tuition payers paying own way	Average cost and con- tingent expenses	No. graduates		No. Teachers Employed and Average Salary not including Super- intendent or Principal			
						Total	High school	Males	Females				Males	Females	Males	Females	Salary per month	Salary per month
Menomonee	Blanche Blue	469	900.00	9	11	214	170	44	5	4	0	2	6	3.11		5	69.00	
Menomonee	E. S. Tway	437	1,200.00	9	12	109	92	31	4	2	0	0	0	6.00	4	4	65.00	
Meriden	C. W. Erlanson	233	1,000.00	9	12	356	209	69	4	2	0	0	0	5.15	6	0	72.50	
Merrill	C. F. Clarke	520	1,250.00	9	12	329	301	30	0	1	9	6	15	5.9	1	1	66.00	
Meyer	Levi Nease	207	1,200.00	9	12	187	177	85	3	3	1	1	4	4.57	3	3	70.00	
Meyer	B. J. Beall	421	500.00	8	8	109	151							4.00			70.40	
Miles	Henry Leroy Cech	316	1,200.00	9	12	166	51							2.91			65.00	
Milford (Dickinson Co.)	Bob E. Johnson	823	1,800.00	9	12	427	376	44		1	2	2	5	5.75	1	3	82.14	
Miller	A. H. Fifield	197	1,650.00	9	12	62	295	81			1	2	5	3.25	2	11	47.50	
Milerton	O. P. Magee	720.00	9	9	67	42	62							3.35			77.39	
Milo	J. C. Joor	607	1,050.00	9	12	0	119	30	4	7	1	4	5	2	2.99	2	1	63.75
Milton	J. C. Godbey	947	1,400.00	9	12	92	95	6						3.05	1	1	80.00	
Mindon	Myrtle Sharon	430	900.00	9	11	149	212	47	23	19	4	8	5	10	4	1	60.00	
Minden	D. H. Bommel	1,125.00	9	11	229	236	6	8	12	17	7	14	5	2	5	0	62.00	
Mingo	Fred S. Paine	429	1,250.00	9	12	150	121	32	5	3	6	6	0	5.94	1	3	67.50	
Mitchell	L. D. Humberford	225	945.00	9	12	262	245							3.31			63.91	
Mitchellville	H. K. Smith	816	1,250.00	9	12	182	119							3.19			47.50	
Mondak (Con.)	Chas. S. Cobb	405	1,800.00	9	12	214	244	61	10	9	10	10	10	2.90	2	5	64.8	
Monah	Dorothy Gallagher	344	540.00	9	8	214	250							6.17		2	100.25	
Moosta	Anna Piteher	675.00	9	8	302	48	5			5			2	2.92			35.00	
Mongona	Hattie Payne	620.00	9	8	33	37								3.83			16.00	
Mondamin	A. C. Brennan	422	1,400.00	9	12	37	37							2.38			70.00	
Monmouth	G. E. Parley	234	1,200.00	9	12	854	228							6.90	1	115.00	69.50	
Monona	C. O. Parke	920	1,200.00	9	12	91	105	36	2	3	1	7	1	7	6.37	3	8	56.00
Monroe	H. P. Meade	926	1,200.00	9	12	227	229	71	3	1	15	5	10	24	2.99	2	8	75.50
Montezuma	J. N. Cunningham	1,228	1,250.00	9	12	341	211	84	30	17	17	17	17	1.47	2	8	83.25	
Monticourt	W. D. Elfrink	418	1,000.00	9	12	299	222	95	1	10	15	7	15	6.35	7	8	102.00	
Montross	M. Vanderlinden	702	800.00	8	12	121	111	33			1	2		4.19			54.00	
Moorehead	W. A. Blackwell	261	1,000.00	9	12	131	153	37			2	2	2	2.37			23.00	
Moravia	F. E. Robey	741	1,200.00	9	12	394	396	156	43		3	2	3	2	2	2	100.00	
Morning Sun.	W. N. Leeper	1,041	1,400.00	9	12	219	200	80	4	3	16	19	17	3.04	4	11	95.00	
Morrison	Jennie E. Miller	218	675.00	9	10	356	295	80	8	9	17	13	17	5.8	7	7	85.00	
Moulton	R. E. Long	1,322	1,500.00	9	12	57	52	19						4.78	2	2	60.00	
Mo. Auburn	J. C. Glenn	273	1,000.00	9	11	409	428	15	15	16	39	31	30	30	1	5	80.00	
Mo. Pleasant	H. R. Long	720.00	9	10	121	111	34	4						4.15	4	2	100.00	
Mo. Union	Marion Todd	300	1,100.00	9	11	66	66	4	2	2	1	1		4.10	1		60.00	
Movie	I. E. Wright	801	1,400.00	9	12	158	127							4.03			62.80	
Murray	A. E. Burrows	847	1,200.00	9	12	228	222							4.08	7	7	125.00	
Naas	H. S. Bell	1,282	1,200.00	9	12	225	249							3.59	7	8	69.81	
Newburg	Omen Bishop	1,000.00	9	10	341	330	147	9	11	40	49	46	49	5.00	7	10	132.33	
Neola	H. H. Gold	977	1,200.00	9	12	54	54							5.65	2	2	37.50	
New Albin	W. F. Spangler	612	1,015.00	9	12	326	298	44	11	6	6	8	8	3.69			62.00	
Newell	H. H. Leach	787	1,450.00	9	12	254	175							2.35			60.27	
New Hall	F. J. Kays	248	1,000.00	9	11	309	320	80	3	7	1	18	1	12	6	2.88	6	100.00
New Hartford	Blanche Morgan	474	675.00	9	12	86	86	15	5	6	2	1	2	3.10	1	1	111.11	
New London	C. K. Hayes	1,122	1,000.00	9	12	135	129	125	6	4	2	3	2	9	9	25	60.00	
New Market	J. R. Butler	727	1,200.00	9	12	322	349	100	5	2	24	19	24	19	5.99	6	10	58.25
New Providence	Iver A. Opstad	249	1,900.00	9	12	237	267	58	6	4	8	14	8	14	4.05	4	4	66.72
New Sharon	C. L. Jackson	1,225	1,400.00	9	12	313	344							3.67	5	5	100.00	
New Virginia	Erwin Spencer	493	800.00	9	12	221	264	104	30	8	22	22	22	2.66	4	2	60.00	
Nichols	Fred H. Dawson	425	810.00	9	11	148	159	44	4	2	14	12	12	4.90	2	2	61.60	
Nodaway	C. W. Collingham	359	900.00	9	12	137	37	11	9	5	5	5	5	6.90	6	8	65.00	
Nora Springs	L. W. Dickman	1,148	1,250.00	9	12	127	124	41	7	6	9	9	9	4.24	4	4	60.00	
North English	J. H. Davis	933	1,400.00	9	12	307	313	71	7	6	12	12	12	3.08	1	1	60.00	
North McGregor	W. N. Leeper	359	850.00	9	12	387	387	115	26	16	24	23	24	2.77	4	4	85.00	
Norway	E. J. Pollock	399	1,450.00	9	12	309	290							2.35			58.00	
Norway	C. O. Bengtson	493	1,250.00	9	12	105	230							2.90	1	70	65.49	
						289	179							6.21	1	100.00	75.71	

COUNTY SUPERINTENDENTS.

County	Superintendent	Population 1915	Salary per annum	No. months school	No. years in course	Enrollment		Number of Tuition Pupils		No. high school tuition payers	No. high school tuition payers paying own way	Average cost and con- tingent expenses	No. graduates		No. Teachers Employed and Average Salary not including Super- intendent or Principal			
						Total	High school	Males	Females				Males	Females	Males	Females	Salary per month	Salary per month
Adair	W. E. Blevins	1,214	1,300.00	9	12	214	170	44	5	4	0	2	6	3.11		5	69.00	
Adair	W. E. Blevins	1,214	1,300.00	9	12	109	92	31	4	2	0	0	0	6.00	4	4	65.00	
Adair	W. E. Blevins	1,214	1,300.00	9	12	356	209	69	4	2	0	0	0	5.15	6	0	72.50	
Adair	W. E. Blevins	1,214	1,300.00	9	12	329	301	30	0	1	9	6	15	5.9	1	1	66.00	
Adair	W. E. Blevins	1,214	1,300.00	9	12	187	177	85	3	3	1	1	4	4.57	3	3	70.00	
Adair	W. E. Blevins	1,214	1,300.00	9	12	109	151							4.00			70.40	
Adair	W. E. Blevins	1,214	1,300.00	9	12	166	51							2.91			65.00	
Adair	W. E. Blevins	1,214	1,300.00	9	12	427	376	44		1	2	2	5	5.75	1	3	82.14	
Adair	W. E. Blevins	1,214	1,300.00	9	12	62	295	81			1	2	5	3.25	2	11	47.50	
Adair	W. E. Blevins	1,214	1,300.00	9	12	67	42	62						3.35			77.39	
Adair	W. E. Blevins	1,214	1,300.00	9	12	92	95	6						2.99	2	1	63.75	
Adair	W. E. Blevins	1,214	1,300.00	9	12	149	212	47	23	19	4	8	5	10	4	1	60.00	
Adair	W. E. Blevins	1,214	1,300.00	9	12	229	236	6	8	12	17	7	14	5	2	5	62.00	
Adair	W. E. Blevins	1,214	1,300.00	9	12	150	121	32	5	3	6	6	0	5.94	1	3	67.50	
Adair	W. E. Blevins	1,214	1,300.00	9	12	262	245							3.31			63.91	
Adair	W. E. Blevins	1,214	1,300.00	9	12	182	119							3.19			47.50	
Adair	W. E. Blevins	1,214	1,300.00	9	12	214	244	61	10	9	10	10	10	2.90	2	5	64.8	
Adair	W. E. Blevins	1,214	1,300.00	9	12	344	250							6.17		2	100.25	
Adair	W. E. Blevins	1,214	1,300.00	9	12	302	48	5			5			2.92			35.00	
Adair	W. E. Blevins	1,214	1,300.00	9	12	33	37							3.83			16.00	
Adair	W. E. Blevins	1,214	1,300.00	9	12	37	37							2.38			70.00	
Adair	W. E. Blevins	1,214	1,300.00	9	12	854	228							6.90	1	115.00	69.50	
Adair	W. E. Blevins	1,214	1,300.00	9	12	91	105	36	2	3	1	7	1	7	6.37	3	8	56.00
Adair	W. E. Blevins	1,214	1,300.00	9	12	227	229	71	3	1	15	5	10	24	2.99	2	8	75.50
Adair	W. E. Blevins	1,214	1,300.00	9	12	341	211	84	30	17	17	17	17	1.47	2	8	83.25	
Adair	W. E. Blevins	1,214	1,300.00	9	12	299	222	95	1	10	15	7	15	6.35	7	8	102.00	
Adair	W. E. Blevins	1,214	1,300.00	9	12	121	111	33			1	2		4.19				

ABSTRACT I2—REPORTS OF

Cities	Superintendent or Principal 1917-1918	Population 1915	Salary per annum	No. months school	
				No. months school	No. years in course
Numa.....	Mrs. Blanche Dingeman.....	738	630.00	9	10
Oakland.....	A. E. Moyers.....	1,195	1,350.00	9	12
Oakville.....	A. G. Shupe.....	416	900.00	9	12
Ocheyedan.....	D. A. McCraith.....	725	1,350.00	9	12
Odebolt.....	M. F. Robinson.....	1,329	1,400.00	9	12
Odessa.....	M. E. Crocker.....	1,463	2,000.00	9	12
Odessa (Cons.).....	A. G. Peake.....	163	1,250.00	9	12
Oella.....	B. O. Wilcox.....	746	1,100.00	9	12
Oella (Cons.).....	W. J. Bower.....	341	950.00	9	12
Oella (Cons.).....	Jess. C. Tomlinson.....	321	720.00	9	11
Orange City.....	R. H. Morrow.....	1,411	1,600.00	9	12
Orsband.....	P. M. DeWinkel.....	141	1,250.00	9	12
Orient.....	F. D. Young.....	460	1,350.00	9	12
Osnabh.....	W. J. Lawrence.....	858	1,000.00	9	12
Otho.....	W. J. Lawson.....	1,200	1,200.00	9	12
Oto.....	O. H. Moon.....	965	1,100.00	9	12
Ottey.....	Ada Alexander.....	332	1,000.00	9	12
Ottomson (Cons.).....	R. H. Culver.....	153	1,000.00	9	12
Otranto.....	R. J. Ernest.....	147	1,050.00	9	12
Oxford.....	Verne Harsha.....	577	1,350.00	9	12
Oxford Junction.....	C. L. Bruffaker.....	832	1,300.00	9	12
Oxford Mills.....	C. L. Starr.....	675	0.00	9	8
Paefie Junction.....	H. Wiseman.....	660	1,045.00	9	12
Packwood.....	Ether Brown.....	256	900.00	9	9
Palmer.....	L. L. Shoemaker.....	922	1,000.00	9	10
Palmyra.....	Lilla Gleblich.....	600	0.00	7	5
Palo.....	C. L. Fisher.....	222	185.00	9	12
Panama.....	Evelyn Buckley.....	168	200.00	9	8
Panora (Guthrie Co. H. S.).....	F. S. Graves.....	1,107	1,050.00	9	12
Parkersburg.....	Irving Finger.....	1,027	1,400.00	9	12
Parnell.....	H. F. Robinson.....	380	1,375.00	9	12
Paton.....	B. M. Fair.....	829	1,000.00	9	12
Patterson.....	Verni Shupe.....	192	810.00	9	12
Paulina.....	G. J. Sanders.....	875	1,350.00	9	12
Persia.....	W. C. Kennedy.....	793	810.00	9	12
Peterson.....	I. F. Wallace.....	894	1,000.00	9	12
Petersburg.....	Z. Z. White.....	822	1,200.00	9	12
Pilot Mount.....	Susan Palmer.....	347	810.00	9	12
Pioneer.....	Rose M. O'Boyle.....	108	317.50	9	12
Pisgah.....	Vivian D. Turner.....	403	1,300.00	9	12
Plainfield.....	Walter Harmon.....	223	1,300.00	9	12
Pleasanton.....	Chas. R. Hield.....	795	810.00	9	12
Pleasantville.....	Tyler Warren.....	825	1,400.00	9	12
Plover.....	L. S. Fryar.....	905	1,350.00	9	12
Pocahontas.....	F. W. Berninghausen.....	275	1,500.00	9	12
Polk City.....	M. I. Richardson.....	1,019	1,000.00	9	12
Pomeroy.....	L. H. Ladd.....	118	115.00	9	12
Portsmouth.....	Irena Schumacher.....	396	1,500.00	9	12
Postville.....	Mrs. C. W. Hunt.....	338	590.00	9	12
Prairieburg.....	Mrs. T. Crawford.....	1,103	1,000.00	9	12
Prairie City.....	H. A. Phillips.....	227	730.00	9	11
Prescott.....	W. H. Bowers.....	817	1,100.00	9	12
Preston.....	E. C. Sawyer and F. R. Prusha.....	652	1,125.00	9	12
Pringhar.....	Thomas Sibley.....	654	1,300.00	9	12
Princeton.....	Chas. L. Hoffmann.....	423	1,300.00	9	12
Prinrose.....	J. O. Johnson.....	900	900.00	9	12
Prinrose City.....	H. C. McKee.....	278	900.00	9	12
Providence.....	1,000.00	0.00	9	12

COUNTY SUPERINTENDENTS.

Enumeration June 30, 1917	Enrollment Year Ending June 30, 1918	Number of Tuition Pupils				No. high school tuitions at expense of public	No. high school tuitions paying own way	Average cost and contingent expenses	No. graduates June 30, 1918	No. Teachers Employed and Average Salary not including Superintendent or Principal			
		Grades		High Schools						Males	Females	Males	Females
		Males	Females	Males	Females								
Total			
High school			
Males			
Females			
Males			
Females			
Males			
Females			
Males			
Females			
Males			
Females			
Males			
Females			
Males			
Females			
Males			
Females			
Males			
Females			
Males			
Females			
Males			
Females			
Males			
Females			
Males			
Females			
Males			
Females			
Males			
Females			
Males			
Females			
Males			
Females			
Males			
Females			
Males			
Females			
Males			
Females			
Males			
Females			
Males			
Females			
Males			
Females			
Males			
Females			
Males			
Females			
Males			
Females			
Males			
Females			
Males			
Females			
Males			
Females			
Males			
Females			
Males			
Females			
Males			
Females			
Males			
Females			
Males			
Females			
Males			
Females			
Males			
Females			
Males			
Females			
Males			
Females			
Males			
Females			
Males			
Females			
Males			
Females			
Males			
Females			
Males			
Females			
Males			
Females			
Males			
Females			
Males			
Females			
Males			
Females			
Males			
Females			
Males			
Females			
Males			
Females			
Males			
Females			
Males			
Females			
Males			
Females			
Males			
Females			
Males			
Females			
Males			
Females			
Males			
Females			
Males			
Females									

ABSTRACT 12—REPORTS OF

COUNTY SUPERINTENDENTS.

Chief	Superintendent or Principal 1917-1918	Population 1915	Salary per annum	No. months school	% of years in course
Pottawattomi	M. G. Sisker	456	1,080.00	9	11
Quinnipiac	J. G. McSparran	468	1,300.00	9	11
Quincy	O. L. Liding	288	760.00	9	10
Radcliffe	L. A. Dunham	729	1,135.00	9	12
Rake	A. D. Fargas	251	675.00	9	8
Ralston	William Polio	290	800.00	9	11
Randall	N. W. Buell	141	1,250.00	9	12
Randolph	J. H. Stone	239	1,500.00	9	12
Rathbun	Leone Cushing	622	385.00	9	8
Redfield	W. M. Fouts	569	1,250.00	9	12
Reboeck	Thos. E. Johnson	1,237	1,700.00	9	12
Romoland	C. E. Cooper	228	1,150.00	9	12
Ross	G. M. Frazier	1,028	1,300.00	9	14
Ross	H. E. Newcomb	483	1,300.00	9	12
Rhodes (Cons.)	H. J. O'Neil	945	1,500.00	9	11
Riverdale	L. L. Bond	165	1,250.00	9	12
Ritchie	John C. Behrens	619	1,300.00	9	12
Richmond	Bease Ketter	548	900.00	9	8
Ricketts	Marguerite Harvey	35	675.00	9	8
Ridgeway	289	875.00	9	12	
Rinard	M. A. Crary	256	1,300.00	9	12
Ringsted	M. Anna Sampson	447	900.00	9	10
Rippey	P. D. Mesner	405	1,085.00	9	11
Riverside	Wm. Overholt	656	1,000.00	9	12
Riverton	E. H. Longman	664	1,300.00	9	12
Robertson	Clifton Dandel	108	800.00	8	11
Rock Falls	W. W. Ballard	1,128	1,400.00	9	12
Rockford	Clance Nunn	288	720.00	9	12
Rockingham (Walnut Hill)	1,300	1,250.00	9	12	
Rock Valley	B. J. Miller	738	1,085.00	9	12
Rockwell	D. J. Still	161	945.00	9	12
Rodman	Marion Franklin	175	675.00	9	10
Rodney	Edna D. Hagen	491	1,400.00	9	12
Roland	E. D. Bloom	1,119	1,700.00	9	12
Rome	Bertha Woodson	163	935.00	9	8
Ross Hill	May H. Zeas	227	800.00	9	12
Rossville	D. C. Baker	1,000.00	9	12	
Rowan	J. O. Trackmorton	226	1,200.00	9	12
Rosley	F. B. West	341	1,200.00	9	12
Royal	Willis Pople	332	1,000.00	9	12
Rudol.	A. H. Adams	445	1,200.00	9	12
Rumrill	R. E. Town	260	1,000.00	9	10
Russell	W. L. Brinks	690	1,000.00	9	12
Rutven	Louis Krosensky	744	1,300.00	9	12
Rutland	Venice Harvey and C. Becken-	225	800.00	9	10
Ryan	Maie Dolphin	482	340.00	9	10
Sabel	Merton Crowl	844	1,250.00	9	12
St. Ansgar	St. Stober	882	1,350.00	9	12
St. Anthony (Cons.)	Maryn Bacon	218	800.00	9	12
St. Charles	452	742.50	9	12	
St. Clair	149	750.00	8	12	
St. Charles	61	27	8	12	
St. Olaf	E. H. Hanks	123	677	9	12
Salmon	L. P. Manning	214	230	9	12
Salix	F. H. Chandler	478	428	9	12
Sanborn					

County	Enrollment June 30, 1917	Number of Toltion Pupils				No. high school pupils of public		Average cost and emp- ment expense	No. graduates June 30, 1918		No. Teachers Employed and Average Salary not including Superintendent or Principal	
		Grades		High Schools		Males	Females		Males	Females	Salary per month	Females
		Males	Females	Males	Females	Males	Females		Males	Females	Salary per month	Females
		Total	High school	Total	High school	Total	High school		Total	High school	Salary per month	Females
Adair	164	100	34	1	3	15	19	2.82	1	9	5	57.50
Adams	230	342	42	4	4	12	7	2.71	1	3	1	54.25
Adams	140	105	60	4	4	3	3	3.22	0	1	2	57.50
Adams	712	243	90	12	3	5	18	4.28	1	0	9	71.11
Adams	105	71	2	1	2	1	2	2.03	1	1	1	75.00
Adams	40	81	20	3	3	1	3	6.22	1	1	1	101.25
Adams	182	182						5.30				60.50
Adams	239	229						3.25				57.50
Adams	223	224						2.90				61.50
Adams	222	205						3.22				57.50
Adams	618	277	69	20	10	10	15	2.10	1	5	2	71.50
Adams	433	254	98	11	14	22	24	5.00	4	13	2	55.42
Adams	186	21						3.01				61.12
Adams	279	120	3	6	5	1	1	1	2	1	2	55.00
Adams	141	172	54	4	1	11	12	6.58	2	6	2	68.91
Adams	291	189						3.21				70.71
Adams	190	201	52	3	4	10	25	3.28	5	11	2	61.00
Adams	149	212	96	8	10	38	42	5.40	3	6	2	78.12
Adams	97	25						2.72				60.00
Adams	39	30						2.21				55.00
Adams	142	36						2.72				55.00
Adams	160	160						4.45				67.50
Adams	100	21						4.54				61.00
Adams	158	136						2.79				64.67
Adams	77	28	4	3	4	4	6	4.20	2	3	3	57.00
Adams	162	186	45	14	7	8	7	5.02	2	2	2	70.50
Adams	52	55						4.20				65.00
Adams	65	12						7.63	2	1	1	80.00
Adams	279	314	78	13	20	13	20	4.20	7	10	1	61.26
Adams	248	228						9.18				56.00
Adams	191	157	2	2	2	2	2	6.95	1	1	1	100.00
Adams	213	126	27	5	3	10	10	2.80	5	10	1	67.00
Adams	184	124						5.87				60.12
Adams	81	70	5	6	3	1	1	5.25	3	3	3	55.00
Adams	200	247						6.08	5	4	1	105.00
Adams	200	223	22	4	5	10	8	3.44	5	4	1	118.00
Adams	57	63						4.16	2	2		60.00
Adams	110	119	22	5	2	4	6	4.00				60.00
Adams	134	91						5.75				66.00
Adams	241	214						4.05				67.18
Adams	187	127	2	1	8	4	6	2.23	1			60.00
Adams	159	161	21	2	1	3	2	4.11	1	1	1	115.00
Adams	217	192						9.20				70.81
Adams	201	108						7.71				60.00
Adams	177	217	59	5	6	22	29	4.80	1	3	3	64.42
Adams	240	226	55	5	6	17	17	6.65	5	10	1	67.25
Adams	71	46	10	5	7	2	1	7.02	2	3	3	67.00
Adams	128	128	1					1.00				55.00
Adams	225	170	54					5.47	2	2	2	60.14
Adams	200	227	50	4	1	6	9	12.36				60.00
Adams	125	164						5.29				62.50
Adams	149	179						2.14				59.92
Adams	61	27						4.39				55.00
Adams	123	167	77	1	21	22	22	1	6	8	1	60.00
Adams	214	230						2.11				61.40
Adams	478	428	91	1	3	11	11	3.50	4	14	11	65.25

ABSTRACT 12—REPORTS OF

Cities	Superintendent or Principal 1917-1918	Population 1915	Salary per annum	No. months school	No. years in course	Enrollment June, 1917				Average cost and con- tingent expense	No. graduates year ending June 30, 1918		No. Teachers Employed and Average Salary not including Super- intendent or Principal					
						Total	High school	Grades	High Schools		Grades	High Schools	Teachers per month	Average salary per month				
West Point	F. D. Steinbiber	564	1,000.00	9	10	211	44	23		2	4	7.50		1	100.00	2	55.00	
Weston	Margaret Corbett	66	930.00	9	8	60	27					4.35				1	50.00	
West Side	C. C. Rundall	491	1,250.00	9	12	171	148					4.61				8	67.27	
Wheatland		638	1,100.00			394	136					4.77				9	62.00	
Whiting	H. H. Hinshaw	663	1,500.00	9	12	376	219					4.32				15	67.77	
Whittemore	J. G. Herbert	568	1,000.00	9	11	360	177					5.30		1	100.00	4	65.00	
Williams	Anna Gurtner	550	850.00	9	12	360	127					3.42		3	95.23	4	65.00	
Williamsburg	C. V. Fisher	1,167	1,900.00	9	12	802	373	135	13	17	39	5.00	13	13	1	100.00	14	64.21
Wilton	W. M. Snyder	1,170	1,500.00	9	12	385	254	128	14	7	14	5.00	4	1	1	90.00	8	70.00
Winfield	J. A. Jessup	1,007	1,250.00	9	12	398	221	91	16	11	39	4.75	9	18		11	66.30	
Winthrop	Ralph Larsen	364	1,300.00	9	12	78	187	73		5	17	3.59	6	3	1	127.17	7	60.54
Wiota	Cora Stoedt	245	810.00	9	10	96	66	18	7	6	6	3.00	3	1		3	65.00	
Woden	Jessie F. Smith	163	585.00	9	8	45	55					6.22				2	55.00	
Woodburn	Ora M. Woods	389	870.00	9	11	138	112	39	4	5	6	5.15	7	2		6	45.35	
Woodcraft	E. A. Woodrow	830	1,000.00	9	12	345	252	61	9	10	8	5.50	1	7	1	110.00	8	62.23
Woodstock	W. D. Ferguson	337	900.00	9	10	41	41	12		1		3.25	1	2	1	100.00	3	68.25
Wyman (Cons.)	H. M. Immerzell		810.00	9	11	117	113					4.68				6	65.00	
Wyoming	C. A. Morris	707	1,350.00	9	12	226	241	80	13	15	14	4.78	3	6	1	100.00	9	67.50
Yale	K. S. Berry	305	810.00	9	10	91	94	12	2	6	3	3.68		1		3	54.00	
Yarmouth	O. O. Dillovan		810.00	9	8		53		7			3.87	1	1	1	90.00	1	58.00
Yetter	F. J. Springman	132	756.00	9	10	66	66	8	1	1		3.60	1	4	1	85.00	2	55.00
Yorktown (Snake Creek)	Alice Sies	212	900.00	9	10	60	90	22	3		4	11.14		3		2	58.34	
Zearing	John Wetzer	539	1,680.00	9	12	125	148	39	13	3	7	8.00	1	4	1	120.00	6	63.80
Zwingle		85	450.00	9		41	41	25				2.78				1	47.14	
Total			880,085.07			14882	13033	24000	3261	1471	1012	4675	3058	4383	227	414	4600	

COUNTY SUPERINTENDENTS.

County	Superintendent	Population 1915	Salary per annum	No. months school	No. years in course	Enrollment June, 1917				Average cost and con- tingent expense	No. graduates year ending June 30, 1918		No. Teachers Employed and Average Salary not including Super- intendent or Principal					
						Total	High school	Grades	High Schools		Grades	High Schools	Teachers per month	Average salary per month				
Ashland	W. H. Cramer	1,500	1,200.00	9	12	1,200	500	100	50	50	50	4.00	5	5	1	100.00	5	65.00
Benton	C. H. Smith	1,200	1,100.00	9	12	1,000	400	80	40	40	40	3.50	4	4	1	100.00	4	60.00
Boone	J. H. Jones	1,800	1,500.00	9	12	1,500	600	120	60	60	60	4.50	6	6	1	100.00	6	65.00
Butler	H. W. Miller	1,100	1,000.00	9	12	900	350	70	35	35	35	3.80	4	4	1	100.00	4	60.00
Cass	E. J. Taylor	1,600	1,400.00	9	12	1,300	500	100	50	50	50	4.20	5	5	1	100.00	5	65.00
Cherokee	G. L. Brown	1,400	1,200.00	9	12	1,100	450	90	45	45	45	3.90	4	4	1	100.00	4	60.00
Clinton	F. M. Green	1,300	1,150.00	9	12	1,050	400	80	40	40	40	3.70	4	4	1	100.00	4	60.00
Crawford	A. J. White	1,200	1,050.00	9	12	950	380	76	38	38	38	3.60	4	4	1	100.00	4	60.00
Decatur	H. B. Black	1,500	1,350.00	9	12	1,200	480	96	48	48	48	4.10	5	5	1	100.00	5	65.00
Dubuque	J. K. King	1,700	1,550.00	9	12	1,400	560	112	56	56	56	4.30	6	6	1	100.00	6	65.00
Emmett	L. R. Hill	1,400	1,250.00	9	12	1,100	440	88	44	44	44	3.80	4	4	1	100.00	4	60.00
Franklin	M. J. Moore	1,600	1,450.00	9	12	1,300	520	104	52	52	52	4.20	5	5	1	100.00	5	65.00
Fayette	N. E. Nelson	1,300	1,150.00	9	12	1,000	400	80	40	40	40	3.70	4	4	1	100.00	4	60.00
Hamilton	P. H. Clark	1,500	1,350.00	9	12	1,200	480	96	48	48	48	4.10	5	5	1	100.00	5	65.00
Harrison	R. S. Lewis	1,400	1,250.00	9	12	1,100	440	88	44	44	44	3.80	4	4	1	100.00	4	60.00
Hawley	S. W. Adams	1,200	1,050.00	9	12	950	380	76	38	38	38	3.60	4	4	1	100.00	4	60.00
Hempstead	T. J. Baker	1,300	1,150.00	9	12	1,000	400	80	40	40	40	3.70	4	4	1	100.00	4	60.00
Howard	U. L. Fisher	1,400	1,250.00	9	12	1,100	440	88	44	44	44	3.80	4	4	1	100.00	4	60.00
Howell	V. H. Goff	1,500	1,350.00	9	12	1,200	480	96	48	48	48	4.10	5	5	1	100.00	5	65.00
Humboldt	W. J. Harlow	1,600	1,450.00	9	12	1,300	520	104	52	52	52	4.20	5	5	1	100.00	5	65.00
Jackson	X. M. Ross	1,400	1,250.00	9	12	1,100	440	88	44	44	44	3.80	4	4	1	100.00	4	60.00
Jasper	Y. E. Smith	1,300	1,150.00	9	12	1,000	400	80	40	40	40	3.70	4	4	1	100.00	4	60.00
Jefferson	Z. B. Taylor	1,500	1,350.00	9	12	1,200	480	96	48	48	48	4.10	5	5	1	100.00	5	65.00
Jessie	AA. White	1,400	1,250.00	9	12	1,100	440	88	44	44	44	3.80	4	4	1	100.00	4	60.00
Jones	BB. Black	1,600	1,450.00	9	12	1,300	520	104	52	52	52	4.20	5	5	1	100.00	5	65.00
Keosauqua	CC. Green	1,300	1,150.00	9	12	1,000	400	80	40	40	40	3.70	4	4	1	100.00	4	60.00
Keosauqua	DD. White	1,400	1,250.00	9	12	1,100	440	88	44	44	44	3.80	4	4	1	100.00	4	60.00
Keosauqua	EE. Black	1,500	1,350.00	9	12	1,200	480	96	48	48	48	4.10	5	5	1	100.00	5	65.00
Keosauqua	FF. Green	1,600	1,450.00	9	12	1,300	520	104	52	52	52	4.20	5	5	1	100.00	5	65.00
Keosauqua	GG. White	1,400	1,250.00	9	12	1,100	440	88	44	44	44	3.80	4	4	1	100.00	4	60.00
Keosauqua	HH. Black	1,600	1,450.00	9	12	1,300	520	104	52	52	52	4.20	5	5	1	100.00	5	65.00
Keosauqua	II. Green	1,300	1,150.00	9	12	1,000	400	80	40	40	40	3.70	4	4	1	100.00	4	60.00
Keosauqua	JJ. White	1,400	1,250.00	9	12	1,100	440	88	44	44	44	3.80	4	4	1	100.00	4	60.00
Keosauqua	KK. Black	1,500	1,350.00	9	12	1,200	480	96	48	48	48	4.10	5	5	1	100.00	5	65.00
Keosauqua	LL. Green	1,600	1,450.00	9	12	1,300	520	104	52	52	52	4.20	5	5	1	100.00	5	65.00
Keosauqua	MM. White	1,400	1,250.00	9	12	1,100	440	88	44	44	44	3.80	4	4	1	100.00	4	60.00
Keosauqua	NN. Black	1,600	1,450.00	9	12	1,300	520	104	52	52	52	4.20	5	5	1	100.00	5	65.00
Keosauqua	OO. Green	1,300	1,150.00	9	12	1,000	400	80	40	40	40	3.70	4	4	1	100.00	4	60.00
Keosauqua	PP. White	1,400	1,250.00	9	12	1,100	440	88	44	44	44	3.80	4	4	1	100.00	4	60.00
Keosauqua	QQ. Black	1,500	1,350.00	9	12	1,200	480	96	48	48	48	4.10	5	5	1	100.00	5	65.00
Keosauqua	RR. Green	1,600	1,450.00	9	12	1,300	520	104	52	52	52	4.20	5	5	1	100.00	5	65.00
Keosauqua	SS. White	1,400	1,250.00	9	12	1,100	440	88	44	44	44	3.80	4	4	1	100.00	4	60.00
Keosauqua	TT. Black	1,600	1,450.00	9	12	1,300	520	104	52	52	52	4.20	5	5				

INDEPENDENT SCHOOL CORPORATIONS,
CITIES, TOWNS AND VILLAGES.

GENERAL STATISTICS.

Counties	Number of corporations	Number of rooms	Number Employed		Total months Employed		No. Persons 5 to 21		Average attendance	
			Males	Females	Males	Females	Males	Females		Enrollment
Adair	6	82	7	56	47	450	662	727	1,397	1,135
Adams	5	22	10	25	75	315	490	530	1,050	854
Allamakee	8	66	12	49	95	459	982	977	1,474	1,136
Appanoos	12	146	25	148	128	1,387.2	3,184	3,154	5,428	4,437
Audubon	4	46	6	32	54	288	519	245	1,116	849.7
Benton	15	100	16	103	147	930.5	1,741	1,597	3,000	2,476
Black Hawk	8	258	27	276	293	2,471	5,436	5,795	8,431	6,905
Boone	12	115	17	144	123	1,239	2,612	2,526	4,614	3,694
Bremont	9	90	13	83	53	500	1,114	1,756	1,445	99
Buchanan	10	100	17	95	139	829	1,246	1,236	3,473	2,049
Buena Vista	10	141	19	114	145	971	1,615	1,804	3,653	2,537
Butler	11	89	13	89	92.35	660.75	1,181	1,153	2,118	1,780
Calhoun	11	122	14	100	121	894	1,378	1,358	2,645	2,028
Carroll	12	95	16	86	110	751	1,544	1,378	2,002	1,766
Cass	8	81	15	99	101	839	1,466	1,458	2,960	2,397
Cedar	14	71	16	86	107.1	692.65	1,079	1,082	2,056	1,719
Cerro Gordo	9	353	19	180	171	1,375	3,138	3,126	3,703	4,556
Cherokee	8	89	18	75	144	639	1,155	1,150	1,944	1,691
Chickasaw	12	75	12	70	89	509	1,097	1,108	1,558	1,238.6
Clarke	4	26	8	45	48	337	597	541	1,197	825
Clay	12	107	16	89	127.5	783	1,414	1,496	2,549	2,022
Clayton	17	150	23	99	136.6	797	1,463	1,380	2,650	2,030
Clyde	13	178	30	151	204	1,654.3	4,568	4,672	6,531	4,270
Crawford	12	137	21	91	173	830	1,624	1,619	2,326	1,862
Dallas	15	132	15	146	142	1,340	2,610	2,601	3,373	3,213
Davis	9	46	8	42	56	353	638	723	1,361	947
Decorah	10	50	19	91	136	721	1,011	1,124	2,347	1,674
Delaware	16	94	16	104	138.7	720.7	1,303	1,308	2,336	1,934
Des Moines	6	169	25	154	221	1,455	3,363	3,472	4,082.5	3,085
Dickinson	9	125	13	74	152	653	1,265	1,236	2,615	1,618.2
Dubuque	11	154	15	173	163	1,689	6,458	6,817	4,792	3,658
Emmet	6	90	8	68	64	653	1,073	1,148	1,941	1,332.8
Fayette	17	124	23	132	204	1,083	2,475	2,420	3,658	3,006
Floyd	6	92	14	87	129	781	1,363	1,487	2,749	2,156
Franklin	9	74	12	97	67.4	4,111	1,111	1,235	2,130	1,835
Freemont	9	57	11	77	88	693	1,092	1,055	2,156	1,756
Greene	8	75	10	69	90	616.5	1,064	1,066	1,651	1,651
Grundy	8	65	10	59	83	317.5	825	849	1,510	1,281
Guthrie	5	78	12	79	166	675	1,607	1,114	2,378	1,944
Hamilton	8	50	8	88	72	771	1,352	1,362	2,582	2,075
Hancock	10	81	8	73	64	564	1,023	1,122	1,782	1,461
Harrison	13	98	20	121	136	1,074	1,778	2,816	3,378	2,872
Hardin	11	141	20	125	216	1,078	2,230	2,303	3,278	3,394
Henry	11	10	16	98	110	779	1,283	1,304	2,500	2,095
Howard	4	32	8	37	63	324	766	807	1,081	906
Humboldt	12	115	20	100	153.7	7,477	1,980	1,994	2,151	1,974.6
Ia.	5	97	10	51	90	448	794	753	1,354	1,107
Iowa	7	77	10	79	85	626	902	982	1,964	1,822
Jackson	9	76	12	77	100	683	1,148	1,302	1,961	1,659
Jasper	14	162	25	150	204	1,077	2,915	2,164	3,963	3,221

GENERAL STATISTICS.

Counties	Number of corporations	Number of rooms	Number Employed		Total months Employed		No. Persons 5 to 21		Average attendance	
			Males	Females	Males	Females	Males	Females		
			Enrollment	Average attendance	Enrollment	Average attendance				
Jefferson	7	59	17	72	141	377	1,067	967	2,073	1,713
Johnson	6	58	13	83	116	747	1,528	1,619	2,306	1,823
Jones	5	104	14	83	135.5	669	1,235	1,353	2,146	1,594
Keokuk	16	137	20	114	165.5	1,021.3	1,676	1,800	3,134	2,546
Kossuth	14	136	15	117	123	1,011.5	1,842	1,377	2,957	2,437
Lee	8	115	20	141	184.5	1,236.5	3,551	3,430	4,400	3,735
Linn	19	317	36	241	310.7	3,817.3	7,688	8,241	11,990	9,378.8
Lodges	10	70	13	65	115	585	960	1,005	1,672	1,651
Louis	4	60	2	67	45	513	1,058	914	1,941	1,521
Lyon	8	64	12	59	102.2	500	908	1,013	1,650	1,323
Madison	8	68	13	58	100	495	739	790	1,696	1,313
Mahaska	13	146	20	142	130.5	1,128.2	2,259	2,419	4,096	3,033
Marion	18	255	24	156	179.9	1,001	1,223	2,361	3,854	3,142
Marshall	17	166	27	122	229.75	1,617.5	2,568	3,304	5,406	4,424
Mills	8	84	11	75	75.6	508	1,117	1,109	2,064	1,577
Mitchell	12	77	16	78	135	672	1,375	1,393	2,191	1,624
Monona	10	80	13	88	742	1,226	1,528	1,100	2,160	1,681
Monroe	7	85	10	80	37	712	1,378	1,856	2,884	2,273
Montgomery	7	99	15	79	138	688	1,250	1,292	2,633	2,110
Muscatine	7	137	16	130	140	1,210	2,497	2,567	3,723	3,121
O'Brien	9	101	12	96	115.5	813	1,423	1,431	2,427	2,153
Oceola	5	40	6	41	49	320.5	601	589	1,015	866
Page	13	134	18	124	162	1,192	1,997	1,996	3,790	3,009
Paoli Alto	9	79	11	74	97.5	613.5	1,047	1,213	1,919	1,594
Plymouth	10	97	15	70	120	759	1,441	1,667	2,601	1,928
Pocahontas	10	124	13	85	118	788	1,251	1,364	2,069	1,615
Polk	17	753	109	799	805	9,028.5	13,928	15,495	26,344	19,496.4
Pottawattamie	14	239	21	276	154	2,429	5,225	5,380	7,230	7,424
Poweshiek	8	97	18	91	159	834.5	1,406	1,438	2,755	2,383
Ringgold	11	51	14	68	135	560.75	945	1,166	2,168	1,581
Sac	10	106	16	84	132	742	1,149	1,250	2,142	1,734
Sevier	10	264	40	304	443.35	2,761.9	7,532	7,393	9,659	7,500
Shelby	10	61	10	68	81	597	1,085	1,160	1,714	1,394.3
Sioux	11	84	14	118	719	1,903	1,887	2,800	3,850	1,850
Story	18	139	20	170	210	1,475.5	2,432	2,542	4,791	3,911
Tama	12	92	13	96	105.5	813.25	1,337	1,418	2,449	2,116
Taylor	8	80	15	74	116	600	991	1,047	2,263	1,785
Union	9	105	7	56	62	810	1,577	1,463	2,818	2,168
Van Buren	15	300	17	82	103.3	649	1,106	1,128	2,284	1,820
Wapello	7	148	24	173	212	1,635	3,970	4,002	6,289	5,194
Warren	15	66	16	67	125.5	792	1,359	1,364	2,727	2,300
Washington	10	79	20	83	148	651	1,268	1,292	2,491	1,918
Wayne	10	94	14	80	119	717.04	1,160	1,233	2,379	2,014
Webster	11	146	18	102	132	1,431	3,195	3,236	4,807	3,884
Wells	7	116	6	60	89	522	906	922	1,778	1,479
Winneshiek	12	67	11	67	57.5	444.5	1,327	1,308	1,497	1,104.5
Woodbury	12	49	6	49	67	407.25	1,308	1,308	10,959	13,069
Worth	7	64	11	47	114.5	388	703	737	1,439	1,231
Wright	5	114	17	109	115	927	1,561	1,591	2,821	2,380
Total	1,011	11,160	1,722	11,098	14,143.35	97,464.94	126,226	204,097.325	360,399	374.4

INDEPENDENT SCHOOL CORPORATIONS
 GENERAL STATISTICS OF

County	Non-Resident Pupils and Tuition				Value of automobiles
	Below 9th Grade		Above 9th Grade		
	Number	Amount received	Number	Amount received	
Adair	37	\$ 685.56	143	\$ 2,761.21	\$ 151,000.00
Adams	14	374.75	126	4,980.29	73,800.00
Allamakee	40	545.84	143	4,685.57	254,400.00
Appanoose	45	1,312.28	79	6,739.31	351,300.00
Asadubun	22	995.15	218	4,937.11	149,000.00
Benton	123	5,991.01	302	6,250.88	309,100.00
Black Hawk	19	230.95	173	7,350.74	1,488,000.00
Boone	96	2,167.48	193	5,650.29	542,800.00
Bremser	60	1,012.68	108	7,174.19	188,700.00
Buchanan	52	590.99	295	10,506.78	442,700.00
Buena Vista	16	240.50	66	1,385.59	505,300.00
Butler	127	1,774.53	306	5,943.91	374,300.00
Calhoun	107	1,930.10	201	7,780.07	347,500.00
Carroll	40	741.63	79	3,047.47	280,000.00
Cass	129	1,610.20	300	6,813.05	352,500.00
Cedar	143	3,523.48	199	6,489.02	181,100.00
Cerro Gordo	34	365.09	123	2,707.00	1,309,450.00
Cherokee	39	707.48	141	6,243.97	236,500.00
Chickasaw	71	735.21	194	6,913.84	139,000.00
Clark	23	89.50	162	4,405.29	67,000.00
Clay	37	617.35	150	4,241.00	119,950.00
Clayton	87	1,022.75	171	8,310.33	153,000.00
Clinton	28	215.50	135	4,814.42	519,200.00
Crawford	81	695.00	134	5,371.77	869,500.00
Dallas	194	2,042.00	274	7,502.49	450,000.00
Davis	43	492.86	77	2,225.35	78,000.00
Decatur	116	1,489.79	302	7,975.81	185,000.00
Delaware	46	827.61	121	3,244.31	262,500.00
Des Moines	23	602.54	167	6,950.19	380,000.00
Dickinson	11	298.17	50	1,635.15	328,000.00
Dubuque	21	145.35	18	1,375.59	605,880.00
Emmet	9	142.50	74	2,745.75	321,400.00
Fayette	37	667.02	107	7,687.37	452,300.00
Floyd	50	1,092.95	301	6,435.09	275,000.00
Franklin	22	661.00	86	2,765.37	383,450.00
Fremont	129	1,530.02	229	5,919.24	167,500.00
Greene	20	912.78	178	6,483.88	382,800.00
Grundy	82	1,112.30	124	2,685.25	295,300.00
Guthrie	103	1,718.82	161	4,395.82	180,700.00
Hamilton	20	585.12	147	3,139.05	245,000.00
Hancock	45	819.48	129	3,746.25	131,175.00
Hardin	110	2,780.28	194	6,684.51	516,300.00
Harrison	73	737.55	108	9,461.14	442,000.00
Henry	82	1,044.63	208	10,031.19	213,000.00
Howard	48	323.50	56	5,763.47	97,000.00
Humboldt	130	2,359.24	145	5,396.32	227,000.00
Ida	22	480.43	62	4,379.01	308,000.00
Iowa	138	2,312.19	190	5,916.20	195,000.00
Jackson	54	226.02	157	2,952.70	104,900.00
Jasper	114	2,303.77	279	12,246.02	667,700.00
Jefferson	50	1,057.81	217	6,395.59	250,000.00
Johnson	60	894.75	132	5,662.83	667,000.00

 CITIES, TOWNS AND VILLAGES.
 PUPILS AND TEACHERS.

County	Value of apparatus	Volumes in libraries	Paid Teachers		Total number of pupils attached	Paid Teachers	
			Teacher's Report			Secretary's Report	
			Males	Females		Males	Females
Adair	\$ 5,100.00	2,240	\$ 7,374.19	\$ 31,067.84	19,216	\$ 7,004.26	\$ 29,864.07
Adams	2,432.00	1,644	8,158.94	39,759.50	7,595	5,158.24	21,759.50
Allamakee	6,045.00	9,409	9,278.76	27,902.37	15,615	8,758.74	27,662.37
Appanoose	7,307	20,767.54	76,156.40	39,989	30,691	32,888.66	32,888.66
Asadubun	11,000.00	1,509	6,314.38	19,334.12	7,617.3	5,549.91	19,334.12
Benton	27,015.06	7,222	17,961.42	66,254.25	22,284	17,961.42	66,254.25
Black Hawk	194,725.00	10,850	38,944.41	161,105.29	64,825	36,658.43	191,283.48
Boone	18,607.00	11,522	15,848.58	79,632.36	32,617	15,848.58	79,632.36
Bremser	11,909.00	7,300	18,087.85	36,587.85	12,987	13,087.85	36,587.85
Buchanan	17,925.00	7,241	18,912.29	55,845.25	18,441	17,819.58	55,823.11
Buena Vista	2,800.00	19,367	19,579.42	64,652.59	22,822	19,561.41	64,622.84
Butler	9,650.00	6,529	11,103.45	47,748.77	18,017	10,249.71	48,404.10
Calhoun	19,216.00	6,795	15,878.85	60,719.48	18,232	15,878.85	60,719.48
Carroll	5,300.00	7,286	12,350.25	29,350.63	15,722	15,856.33	50,556.63
Cass	6,054	10,988.94	54,822.71	21,592	12,688.54	54,822.71	54,822.71
Cedar	7,353.00	6,143	12,888.37	46,964.46	19,699.5	12,888.37	46,964.46
Cerro Gordo	61,215.00	6,661	38,608.82	127,288.65	53,000	34,969.12	118,264.06
Cherokee	10,102.00	8,822	17,874.18	42,159.49	14,940	15,042.42	46,584.23
Chickasaw	7,703.40	4,790	11,222.03	36,613.21	11,983.3	11,117.50	36,613.21
Clark	1,575.00	1,728	4,708.35	31,305.69	8,304	3,708.35	21,305.69
Clay	11,925.00	8,212	16,026.43	22,567.31	18,300	16,928.43	52,567.31
Clayton	14,407.00	9,192	22,181.28	51,668.44	18,303	21,165.16	55,668.44
Clinton	14,225.00	15,245	21,551.70	130,035.92	40,768	31,001.70	130,035.92
Crawford	28,344.00	5,398	21,824.50	55,668.84	16,288	21,824.50	55,668.84
Dallas	14,426.00	8,403	17,928.61	83,292.10	26,117	17,928.61	83,292.10
Davis	2,600	2,600	9,666.04	20,491.74	5,228	5,171.33	20,491.74
Decatur	16,350.00	6,663	15,439.29	46,847.72	16,712	15,392.95	46,190.67
Delaware	11,275.00	4,618	14,849.15	46,068.98	18,027	14,203.69	46,022.44
Des Moines	48,239.00	4,261	32,719.43	117,011.65	38,492.6	32,719.43	117,008.65
Dickinson	17,775.00	7,402	16,785.34	42,311.48	14,472	16,785.34	42,311.48
Dubuque	11,602.00	13,718	24,554.00	123,188.99	46,480	24,554.00	123,188.99
Emmet	11,275.00	6,907	16,322.31	43,373.07	12,794	9,997.28	41,785.09
Fayette	11,670.00	18,368	21,900.20	74,157.58	27,780	21,900.20	74,157.58
Floyd	16,000.00	5,344	17,260.19	32,298.43	19,464	17,260.19	32,298.43
Franklin	10,988.00	4,765	12,674.40	45,949.09	16,226	12,674.40	45,949.09
Fremont	8,170.00	8,790	12,032.83	44,219.15	15,764	12,032.83	44,219.15
Greene	4,125.00	1,365	12,302.21	41,667.67	14,839	11,776.66	41,776.58
Grundy	13,100.00	3,469	7,666.89	30,712.62	11,229	7,667.00	36,629.72
Guthrie	10,522.00	4,696	12,244.80	44,777.40	17,500	12,254.70	44,663.73
Hamilton	7,600.00	4,122	10,940.48	54,618.22	18,475	10,738.24	56,481.24
Hancock	11,100.00	6,005	7,954.79	38,025.01	12,994	8,084.96	37,412.45
Hardin	15,700.00	9,962	18,242.77	75,567.18	25,309	18,242.77	75,567.18
Harrison	15,100.00	6,946	25,202.65	71,240.37	27,599	25,202.65	71,240.37
Henry	7,775.00	3,846	12,348.51	51,256.65	18,508	12,348.51	51,256.65
Howard	9,800.00	6,577	7,114.97	21,281.19	8,154	7,144.95	21,281.19
Humboldt	11,170.00	7,955	16,355.30	49,665.05	14,162.2	15,682.25	49,665.05
Ida	12,000.00	3,445	11,860.40	31,022.04	9,963	11,860.40	31,022.04
Iowa	7,785.00	2,373	9,360.30	27,532.25	13,696.5	10,968.32	32,949.94
Jackson	6,485.00	5,294	12,280.00	41,989.67	15,221	12,280.00	41,925.00
Jasper	22,216.00	5,921	24,976.09	67,289.66	29,958	24,976.09	67,289.66
Jefferson	6,275.00	2,218	15,080.00	38,218.30	15,411	15,080.00	38,218.30
Johnson	4,122	14,117.89	59,043.50	16,677	14,117.89	59,043.50	59,043.50

GENERAL STATISTICS OF

PUPILS AND TEACHERS.

County	Non-Resident Pupils and Tuition				Value of tenchouses
	Below 9th Grade		Above 9th Grade		
	Number	Amount received	Number	Amount received	
Jones	132	1,891.06	307	5,605.81	270,500.00
Keokuk	133	1,613.23	377	11,696.19	280,800.00
Kossuth	68	876.32	182	6,392.75	369,000.00
Lee	34	827.41	123	2,494.62	540,000.00
Linn	188	3,176.04	409	14,106.60	1,006,971.00
Lodwig	62	1,366.84	160	6,274.84	179,800.00
Lucas	40	372.32	100	4,860.68	188,000.00
Lyon	55	798.72	80	2,238.50	149,000.00
Madison	169	1,155.93	231	6,227.51	8,200.00
Mahaska	75	1,216.03	215	7,422.52	665,650.00
Marion	40	608.10	123	2,761.52	399,800.00
Marshall	95	1,569.07	169	5,421.32	662,410.00
Mills	111	1,191.71	188	4,832.35	121,450.00
Mitchell	44	724.62	148	5,463.45	242,000.00
Monona	151	2,306.00	105	3,150.80	138,800.00
Monroe	29	827.00	94	3,909.44	233,460.00
Montgomery	85	625.50	250	5,973.65	365,800.00
Muscatine	88	1,654.50	140	4,969.15	551,000.00
O'Brien	62	1,011.73	186	4,454.76	303,000.00
Oceola	42	687.04	70	1,841.21	145,282.00
Page	121	2,183.10	277	10,126.43	281,000.00
Palo Alto	56	605.04	165	2,612.76	298,000.00
Plymouth	72	750.05	108	3,677.96	303,700.00
Pocahontas	56	759.32	122	4,235.52	498,000.00
Polk	167	3,153.14	341	13,848.88	4,050,000.00
Portawattamis	178	2,681.50	272	8,118.74	726,700.00
Poweshock	128	1,488.92	248	9,426.51	300,000.00
Ringgold	92	732.72	194	7,029.43	238,800.00
Sac	68	1,972.34	170	6,809.30	322,800.00
Scott	66	746.39	127	4,169.22	1,471,000.00
Shelby	54	677.75	97	3,169.74	281,100.00
Sioux	40	601.99	97	2,462.74	280,000.00
Story	174	3,861.97	285	8,422.33	704,700.00
Tama	102	2,458.57	179	6,622.32	253,300.00
Taylor	162	1,882.81	337	6,650.34	394,650.00
Union	54	735.86	196	5,477.38	234,100.00
Van Buren	155	2,418.50	221	6,129.55	215,700.00
Wapello	106	1,622.17	266	7,410.23	545,000.00
Warren	115	1,949.32	229	8,491.27	397,180.00
Washington	38	1,504.37	285	8,438.17	392,800.00
Wayne	129	1,739.23	276	7,665.58	189,500.00
Webster	82	1,073.72	371	11,942.76	642,940.00
Winnebago	45	454.06	111	5,714.90	640,800.00
Winnecheek	35	48.38	60	1,995.49	114,200.00
Woodbury				1,301,840.00	
Worth	11	308.62	92	2,665.32	174,000.00
Wright	49	1,004.15	247	8,856.70	326,000.00
Total	7,649	3115,876.15	16,861	59,477,609.72	941,274,648.00

Value of appertains	Volumes in libraries	Paid Teachers		Total number months all pupils attended	Paid Teachers	
		Treasurer's Report			Secretary's Report	
		Males	Females		Males	Females
2,500.00	5,715	14,642.15	45,872.34	17,046	15,913.47	48,412.22
15,770.00	9,952	19,309.45	67,329.95	22,809	19,560.48	67,329.45
27,305.00	11,777	15,073.68	68,156.00	21,925.2	19,669.49	71,476.79
9,126.00	5,544	22,259.75	77,179.38	34,609	22,200.75	77,179.38
85,332.19	11,610	20,917.11	269,144.06	36,702.7	36,748.48	315,349.02
9,580.00	6,223	11,984.80	39,070.42	14,859	13,530.50	39,070.42
4,750.00	2,925	6,139.50	33,259.50	12,320	6,166.95	32,259.50
8,925.00	4,611	11,538.29	26,699.49	11,951	11,333.25	26,774.49
3,300.00	2,574	10,975.99	30,159.13	11,747	11,217.05	29,792.77
14,628.00	6,902	17,694.31	50,640.61	27,137	17,694.11	40,640.61
15,159.00	6,783	19,684.00	65,719.47	27,255	18,540.50	60,208.70
12,269	12,269	39,689.51	126,642.23	41,013	24,446.89	116,236.23
49,700.00	5,100	9,942.77	40,655.13	13,946	9,613.54	40,655.13
9,134.00	8,022	15,874.72	42,702.05	14,518	16,287.39	45,718.82
20,100.00	10,020	13,168.01	59,913.29	15,139	13,168.01	69,071.99
18,015.00	7,642	12,168.01	41,822.71	20,461	8,762.04	41,822.64
9,140.00	2,847	8,765.55	36,522.60	18,939	14,339.14	46,465.91
9,250.00	4,124	14,339.41	46,522.60	20,319	16,012.00	55,506.80
15,125.00	6,892	16,012.34	83,913.30	30,319		
15,900.00	6,179	15,407.43	56,068.05	19,277	15,407.43	56,068.05
9,150.00	4,189	6,672.80	23,292.32	7,794	6,672.74	22,894.48
13,225.00	5,184	20,790.01	80,907.66	27,061	20,790.01	80,907.66
12,966.00	6,789	12,966.22	41,867.62	17,446	12,966.22	41,867.62
11,715.00	7,200	12,369.81	52,125.77	14,633	13,307.37	52,204.67
34,800.00	7,674	15,811.56	47,891.71	15,435	15,811.56	47,891.71
407,460.00	4,787	159,339.14	649,130.61	177,495	110,728.48	622,266.45
21,900.00	20,104	29,337.49	108,354.46	28,883.29	28,883.29	300,822.14
5,661	17,497.12	57,652.97	30,247	18,222.88	69,022.56	
2,850.00	4,272	13,122.53	38,040.40	14,172	13,122.53	37,234.15
12,900.00	7,607	16,530.62	62,988.83	16,146	16,530.62	58,880.00
18,259.00	29,794	67,897.37	217,883.44	74,694.8	69,643.25	221,306.14
9,750.00	4,791	9,621.93	43,021.50	17,810.6	9,621.93	43,021.50
20,025.00	9,830	14,800.87	51,022.68	16,718	14,848.39	46,680.28
30,820.00	9,113	27,635.05	100,936.42	29,254	27,635.05	100,642.90
9,609.00	5,702	15,472.29	56,069.48	19,781	17,472.24	56,061.67
55,171.00	3,647	12,564.00	43,333.29	16,916.1	12,564.00	43,333.29
8,471.00	8,727	8,126.00	51,183.50	19,506	8,126.00	51,183.50
10,156.00	6,510	19,012.25	38,984.16	15,728	13,013.25	38,984.16
35,409.00	6,370	67,672.17	128,227.20	69,397.5	67,672.17	128,227.20
12,915.00	4,139	11,912.31	41,239.00	18,707.0	11,912.31	41,239.00
10,790.00	5,623	16,904.15	51,129.34	17,607	16,904.15	51,129.34
7,800.00	6,097	12,162.22	45,217.44	18,051	12,162.22	45,217.44
11,092.00	6,493	27,159.47	116,141.24	34,556	27,159.47	116,141.24
10,375.00	3,654	11,629.23	39,788.34	20,971.6	10,375.00	39,788.34
8,275.00	4,822	9,785.05	32,928.11	10,944.8	10,288.00	32,928.11
114,200.00	54,007.97	365,200.93	104,014	69,117.48	329,100.00	
105,100.00	7,280	10,449.85	22,623.61	11,627	12,444.48	22,623.61
12,440.00	7,324	14,509.91	62,473.70	21,620	14,045.97	61,880.67
82,170,000.19	628,204	81,700,541.50	46,165,015.28	2,419,540.6	81,741,702.29	87,025,428.61

CONSOLIDATED SCHOOLS

PRINCIPALS AND STATISTICS.

County	Name of School	Location	Name of Superintendent or Principal	Postoffice Address
Adair	Richland	Richland Twp.	F. H. Burdock	Orient
Allamakee	New Albin	New Albin	W. T. Spangler	New Albin
Appanoose	Udell	C. O. Cokerham	Udell	
Benton	Norway	Norway	C. O. Bingham	Norway
	Walford	Walford	Bessie Hamilton	Walford
Black Hawk	Hudson	Hudson	J. H. Boatman	Hudson
	Orange	Orange Twp.	O. S. Hamer	Waterloo E. 1.
	Jubilee	Jubilee	M. H. Alberts	LaPorte City
Boone	Boashear	Boashear	South Crane	Boashear
	Jordan	Jordan	Spencer A. Gules	Boashear
	Luther	Luther	J. H. Lytle	Luther
	Vapor	Vapor		
	Oran (Fayette C.)	Oran (Fayette C.)		
Bremer	Brandon	Brandon	Both Williams	Oran
	Jesup	Jesup	W. S. Still	Brandon
Quasqueton	Quasqueton	Quasqueton	J. G. McSparran	Jesup
Bureau	Bowley	Bowley	F. R. Webb	Quasqueton
Desha Vista	Alta	Alta	J. N. Potter	Bowley
	Linn Grove	Linn Grove	A. B. Barrette	Alta
	Marathon	Marathon	M. R. Sath	Linn Grove
	Newell	Newell	H. H. Linton	Marathon
	Providence	Sulphur Springs	R. C. McEas	Newell
	Bembrandt	Bembrandt	C. E. Cooper	Sulphur Springs
Stone Rapids	Stone Rapids	Stone Rapids	J. H. Ruby	Bembrandt
Trousdale	Trousdale	Trousdale	Frank L. Mox	Stone Rapids
Pairiew	Alta	Alta	J. W. Akin	Trousdale
Hayes	Storm Lake	Storm Lake	L. R. McIntire	Alta
High View	Linn Grove	Linn Grove	G. W. Weyrauch	Storm Lake
Brook	Peterson	Peterson		Linn Grove
Lincoln-Lex	Applington	Applington	W. L. Ernst	Peterson
	Dumont	Dumont	Joseph Homan	Applington
	Shell Rock	Shell Rock	A. W. Phillips	Dumont
Calhoun	Somers	Somers	A. J. McCook	Shell Rock
	Rinard	Rinard	R. F. McConnell	Somers
	Carrollton	Carrollton	M. A. Cray	Rinard
	Stanwood	Stanwood	Fred Gruber	Carrollton
	Meservey	Meservey	H. E. Andrews	Stanwood
	Plymouth	Plymouth	Harry W. Christy	Meservey
	Swaindale	Swaindale	Leif Sene	Plymouth
	Thornion	Thornion	E. G. Lockhart	Swaindale
	Ventura	Ventura	F. H. Shelly	Thornion
	Union	Union Twp.	L. M. Weiss	Ventura
	Aurelia	Aurelia	W. H. Beever	Union
Cherokee	Leach C. Whiting	Leach C. Whiting	J. A. Swisher	Aurelia
Clay	Garfield	Garfield	O. E. Smith	Leach C. Whiting
	Gillett Grove	Gillett Grove	J. A. Swisher	Garfield
	Lake	Lake	W. E. Sturdevant	Gillett Grove
	Peterson	Peterson	Say Edle	Lake
	Rossie	Rossie	F. J. Wallace	Peterson
	Webb	Webb	D. O. Baker	Rossie
Clayton	Loana	Loana	H. T. Poole	Webb
Clinton	Delmar	Delmar	R. L. Cary Hale	Loana
	Dow City	Dow City	Chas. P. Martin	Delmar
	West Side	West Side	Jacob Johnson	Dow City
Dallas	Waukegan	Waukegan	C. O. Rindall	West Side
	Gardner	Gardner	J. W. Hildebaugh	Waukegan
Davis	Troy	Troy	F. Duke Stone	Gardner

Months in year	Grades in course	Pedagogs discontinue before June 30, 1917	Schools discontinued since June 30, 1917	Total Pupils received from closed schools	Pupils transported by District	Number books employed	Total paid for transportation for the year	Total enrollment	Total average daily attendance	Average cost of tuition per pupil per month	Annual salary of Superintendent or Principal	Assistants			
												Number		Average Mo. Salary	
												Males	Females	Males	Females
1	167	167	0	1,462.05	100	98	\$ 2,978.89	899	34	20.00	69.00				
2	111	111	1	1,289.79	175	142	3,205,1,045	307	139.5	3.84	1,000	1	7	60.00	
3	122	122	0	4,128.88	179	180.5	6,401,3,302	1	7	109.00	78.71	63.00			
4	82	0	4	4,300.00	90	3	4,181,977	1	1	100.00	63.00				
5	90	0	0	2,000.00	172		9,251,4,438	1	6	96.00	69.59				
6	200	200	12	2,821.00	258	238	4,227,1,523	1	3	125.00	63.00				
7	67	0	1	2,500.00	78	56	5,000	210	3	80.00	63.33				
8	147	0	0	6,000.00	204	190	6,121,4,009	9	0	70.00					
9	160	161	0	4,340.00	201	156	2,101,1,100	6	0	82.50					
10	36	53	4	2,004.00	110	22.9	3,125,900	1	5	80.00	63.00				
11	178	165	12	6,323.00	366	367	2,381,1,808	1	12	82.00	63.49				
12	165	165	0	3,620.00	208	205	2,711,1,200	5	6	61.82	60.83				
1	50	106	6	3,812.00	103	100	3,301,3,980	0	0	60.00					
2	300	290	12	7,483.50	442	308	3,271,3,900	1	17	90.00	65.00				
3	129	150	36	5,337.42	222	201	4,720,1,450	1	11	135.00	64.40				
4	125	0	0	4,327.00	240	313	3,322,1,500	1	13	80.00	68.00				
5	125	0	0	8,250.35	328	274	3,288,1,400	1	12	100.00	66.87				
6	107	6	0	2,094.01	185	31	5,007,1,000	2	0	20.00					
7	123	123	7	4,287.50	159	146	3,011,1,000	1	12	100.00	62.79				
8	125	109	9	4,007.71	410	303	2,881,1,400	1	13	100.00	62.79				
9	107	0	0	4,287.50	138	80	5,000,1,200	0	1	20.00	59.50				
10	123	123	7	4,287.50	159	146	3,011,1,000	1	12	100.00	62.79				
11	125	109	9	4,007.71	410	303	2,881,1,400	1	13	100.00	62.79				
12	107	6	0	2,094.01	185	31	5,007,1,000	2	0	20.00	59.50				
1	123	123	7	4,287.50	159	146	3,011,1,000	1	12	100.00	62.79				
2	107	6	0	2,094.01	185	31	5,007,1,000	2	0	20.00	59.50				
3	123	123	7	4,287.50	159	146	3,011,1,000	1	12	100.00	62.79				
4	107	6	0	2,094.01	185	31	5,007,1,000	2	0	20.00	59.50				
5	123	123	7	4,287.50	159	146	3,011,1,000	1	12	100.00	62.79				
6	107	6	0	2,094.01	185	31	5,007,1,000	2	0	20.00	59.50				
7	123	123	7	4,287.50	159	146	3,011,1,000	1	12	100.00	62.79				
8	107	6	0	2,094.01	185	31	5,007,1,000	2	0	20.00	59.50				
9	123	123	7	4,287.50	159	146	3,011,1,000	1	12	100.00	62.79				
10	107	6	0	2,094.01	185	31	5,007,1,000	2	0	20.00	59.50				
11	123	123	7	4,287.50	159	146	3,011,1,000	1	12	100.00	62.79				
12	107	6	0	2,094.01	185	31	5,007,1,000	2	0	20.00	59.50				
1	123	123	7	4,287.50	159	146	3,011,1,000	1	12	100.00	62.79				
2	107	6	0	2,094.01	185	31	5,007,1,000	2	0	20.00	59.50				
3	123	123	7	4,287.50	159	146	3,011,1,000	1	12	100.00	62.79				
4	107	6	0	2,094.01	185	31	5,007,1,000	2	0	20.00	59.50				
5	123	123	7	4,287.50	159	146	3,011,1,000	1	12	100.00	62.79				
6	107	6	0	2,094.01	185	31	5,007,1,000	2	0	20.00	59.50				
7	123	123	7	4,287.50	159	146	3,011,1,000	1	12	100.00	62.79				
8	107	6	0	2,094.01	185	31	5,007,1,000	2	0	20.00	59.50				
9	123	123	7	4,287.50	159	146	3,011,1,000	1	12	100.00	62.79				
10	107	6	0	2,094.01	185	31	5,007,1,000	2	0	20.00	59.50				
11	123	123	7	4,287.50	159	146	3,011,1,000	1	12	100.00	62.79				
12	107	6	0	2,094.01	185	31	5,007,1,000	2	0	20.00	59.50				
1	123	123	7	4,287.50	159	146	3,011,1,000	1	12	100.00	62.79				
2	107	6	0	2,094.01	185	31	5,007,1,000	2	0	20.00	59.50				
3	123	123	7	4,287.50	159	146	3,011,1,000	1	12	100.00	62.79				
4	107	6	0	2,094.01	185	31	5,007,1,000	2	0	20.00	59.50				
5	123	123	7	4,287.50	159	146	3,011,1,000	1	12	100.00	62.79				
6	107	6	0	2,094.01	185	31	5,007,1,000	2	0	20.00	59.50				
7	123	123	7	4,287.50	159	146	3,011,1,000	1	12	100.00	62.79				
8	107	6	0	2,094.01	185	31	5,007,1,000	2	0	20.00	59.50				
9	123	123	7	4,287.50	159	146	3,011,1,000	1	12	100.00	62.79				
10	107	6	0	2,094.01	185	31	5,007,1,000	2	0	20.00	59.50				
11	123	123	7	4,287.50	159	146	3,011,1,000	1	12	100.00	62.79				
12	107	6	0	2,094.01	185	31	5,007,1,000	2	0	20.00	59.50				

CONSOLIDATED SCHOOLS—PRINCIPALS

County	Name of School	Location	Name of Superintendent or Principal	Postoffice Address
Delaware	Coleburg	Coleburg	E. W. Beck	Coleburg
	Deloit	Deloit	L. W. Currie	Deloit
	Earlville	Earlville	Erp D. Ribble	Earlville
Dickinson	Grasley	Grasley	W. L. Peterson	Grasley
	Onesida	Onesida	Carl H. Hanson	Onesida
	Arnold's Park	Arnold's Park	Carl D. Kiser	Arnold's Park
	Lloyd Tp. Co.	Terril	Walter E. Borschough	Terril
	Milford	Milford	Henry Leroy Cecil	Milford
Emmet	Okoboji Twp. (Con.)	Okoboji Twp. Sec. 17	John E. Merrill	Milford
	Spirit Lake	Spirit Lake	Harry E. Halsey	Spirit Lake
	Superior Twp. (Con.)	Superior Twp. Sec. 16	John W. Agans	Spirit Lake
	Superior Conns.	Superior	Leiter E. Moore	Superior
Emmet	Armstrong	Armstrong	R. J. Bradley	Superior
	Dolliver	Dolliver	F. M. Sarchett	Dolliver
	Emmet Twp. E. of D. M. River	D. M. River		
Fayette	Halts	Halts	Henn A. Bakkum	R. 4 Esterville
	Swan Lake	Maple Hill	A. E. Woodridge	Maple Hill
	Alpha	Alpha	A. A. Belknap	Alpha
Floyd	Randalla	Randalla	K. W. Buell	Randalla
	Charlies City	Charlies City	P. E. Crooks	Charlies City
	Rudd	Rudd	A. H. Adam	Rudd
Franklin	Alexander	Alexander	W. G. Byrnhill	Alexander
	Chapin	Chapin	Gary Gordon	Chapin
	Geneva	Geneva	M. M. Miller	Geneva
Fremont	Hansel	Hansel	R. H. Kretzer	Hansel
	Randolph	Randolph	T. H. Stone	Randolph
	Thurman	Thurman	John Motes	Thurman
Grundy	Beaman	Beaman	C. H. Hoover	Beaman
	Dike	Dike	J. E. Dross	Dike
	Halsburg	Halsburg	Gladys Bonner	Halsburg
Hancock	Ellsworth	Ellsworth	R. G. Simpson	Ellsworth
	Corwith	Corwith	Chas. Mantel	Corwith
	Hayfield	Hayfield	Gara Hugh	Hayfield
Harrison	Diets of New Providence	New Providence	Iver A. Opstad	New Providence
	Diets of Owasco	Owasco	Ira C. Gordon	Owasco
	Pisgah	Pisgah	Lella Robbins Nichols	Pisgah
Henry	Magnolia	Magnolia	Vivian D. Turner	Magnolia
	Behestown	Behestown	W. H. Peering	Behestown
	Modala	Modala	Walter Knapp	Modala
Humboldt	Mondamin	Mondamin	Chas. S. Cobb	Mondamin
	Osks	Osks	A. C. Brennan	Mondamin
	Pleasant Lawn	Mt. Pleasant R. P. D.	A. G. Peaks	Osks
Iowa	Madison	Madison	Richard Vermilya	West Union
	Bradgate	Bradgate	Marion Ford	Bradgate
	Vernon	Vernon Twp.	C. A. Wesley	Bradgate
Jackson	Ottosen	Ottosen	D. H. Immen	Rensick
	Galva	Galva	R. H. Cluver	Ottosen
	Paruel	Paruel	E. H. Talbot	Galva
Jasper	Baldwin	Baldwin	F. D. Robinson	Paruel
	Monmouth	Monmouth	Geo. L. Gee	Baldwin
	Mingo	Mingo	G. E. Farley	Monmouth

AND STATISTICS—CONTINUED.

Months in year	Grades in course	Schools discontinued before June 30, 1917	Schools discontinued since June 30, 1917	Total Pupils received from closed schools	Pupils transported by district	Number hawks employed	Total paid for transportation for the year	Total enrollment	Total average daily attendance	Average cost of tuition per pupil per month	Annual salary of Superintendent or Principal	Assistants			
												Number	Average Mo. Salary	Male	Female
9	12	9	0	176	500	11	\$,261.88	334	358	2,96	1,356	1	0	88.00	68.23
9	12	4	0	80	95	0	\$,149.00	337	367	2.44	1,404	0	0	67.75	67.75
9	12	4	0	118	130	0	\$,347.19	358	318	3.94	1,306	1	0	100.00	68.17
9	12	6	0	128	140	0	\$,007.05	390	194	4.19	1,498	1	0	111.21	67.80
9	12	0	0	142	82	0	\$,216.84	394	95	4.38	1,056	0	0	56.35	56.35
9	12	0	0	160	82	0	\$,216.84	394	140	4.30	1,250	0	0	77.50	77.50
9	12	0	0	190	92	0	\$,302.00	376	210	4.22	1,000	1	0	111.11	63.00
9	12	0	0	184	136	0	\$,300.00	358	287	4.48	1,000	1	11	132.25	68.00
9	12	0	0	72	72	0	\$,025.00	143	97	4.23	1,500	0	0	65.00	65.00
9	11	6	0	153	90	0	\$,269.35	591	437.5	5.94	1,800	2	17	122.25	70.88
9	12	0	0	97	97	0	\$,680.00	190	64.6	6.07	1,300	0	0	67.50	67.50
9	12	0	0	101	6	0	\$,570.00	180	148	4.04	1,500	0	0	65.00	65.00
9	12	0	0	11	25	0	\$,498.50	311	253.4	3.88	1,700	1	11	90.00	67.30
9	12	0	0	122	7	0	\$,330.43	102	123.4	4.24	1,300	0	0	65.00	65.00
9	12	0	0	85	4	0	\$,283.00	91	76	5.71	1,500	1	4	66.00	72.25
9	12	0	0	00	0	0	\$,317.50	90	65	6.00	1,250	0	0	66.25	66.25
9	12	0	0	74	4	0	\$,170.00	106	97	5.48	850	0	0	65.00	65.00
9	12	0	0	149	0	0	\$,810.00	182	138	5.00	1,250	1	6	102.00	66.50
9	12	4	0	116	134	0	\$,744.75	188	94	9.94	1,500	0	0	65.15	65.15
9	12	7	0	114	186	0	\$,120.28	212	148	4.59	1,400	0	0	70.00	70.00
9	12	5	0	110	108	0	\$,400.00	197	100	9.40	1,900	1	6	66.64	66.64
9	12	0	0	160	111	0	\$,669.25	218	185	3.20	1,900	0	0	68.07	68.07
9	11	0	0	80	4	0	\$,044.00	117	96	4.58	905	0	0	70.00	70.00
9	12	0	0	102	0	0	\$,800.00	137	120	5.82	1,500	0	0	65.00	65.00
9	12	0	0	122	125	0	\$,561.50	205	176	2.18	1,400	11	8	67.00	67.00
9	12	0	0	90	6	0	\$,420.00	120	103	3.81	1,500	0	0	65.50	65.50
9	12	0	0	134	6	0	\$,100.50	134	117	4.40	1,000	0	0	72.50	72.50
9	12	0	0	90	60	0	\$,191.90	180	180	5.97	1,125	0	0	70.37	70.37
9	12	0	4	70	0	0	\$,375.00	189	155.6	3.20	1,200	0	0	115.00	71.56
9	12	0	0	66	66	0	\$,427.70	271	200	2.45	1,500	0	0	67.90	67.90
9	12	0	0	67	67	0	\$,750.00	177	90	4.50	1,100	0	0	100.00	69.66
9	12	0	0	148	8	0	\$,600.75	244	137	4.27	1,600	1	8	67.00	67.00
9	12	6	0	121	6	0	\$,805.75	167	107	4.01	810	0	0	95.00	67.00
9	12	0	0	198	8	0	\$,490.00	300	136	5.59	1,200	1	10	92.50	67.50
9	12	0	0	190	176	0	\$,108.50	311	175	3.08	1,000	0	0	86.15	62.15
9	12	0	0	159	119	0	\$,238.46	321	166	4.57	1,000	1	9	104.25	63.00
9	12	0	0	78	82	0	\$,340.00	329	180	6.17	1,500	2	9	118.00	65.00
9	12	0	0	78	122	0	\$,735.00	328	291	6.90	1,600	0	0	61.40	61.40
9	12	0	0	60	68	0	\$,386.00	164	141	2.14	1,350	0	0	65.00	65.00
9	12	0	0	100	107	0	\$,490.00	107	70	3.38	900	0	0	62.50	62.50
9	12	0	0	76	76	0	\$,300.00	107	96	4.11	1,100	0	0	67.00	67.00
9	12	0	0	116	6	0	\$,922.85	182	150	4.70	1,300	0	0	100.00	69.62
9	12	0	0	118	6	0	\$,338.13	135	89.8	4.42	1,000	0	0	120.00	69.62
9	12	0	0	90	90	0	\$,603.85	164	129.4	4.94	1,000	1	6	116.00	70.80
9	12	0	0	90	90	0	\$,040.00	219	282	8.25	1,200	1	7	100.00	64.64
9	12	0	0	111	2	0	\$,175.00	130	97	6.00	0	0	0	93.25	60.00
9	12	0	0	20	22	0	\$,197.00	103	82	4.39	0	0	0	62.14	62.14
9	12	0	0	8	8	0	\$,725.00	175	140	6.00	0	0	0	78.00	78.00
9	12	0	0	82	82	0	\$,772.50	184	184	4.21	1,500	0	0	63.91	63.91
9	12	0	0	136	6	0	\$,469.00	247	181	3.23	1,550	0	0	62.50	62.50

CONSOLIDATED SCHOOLS—PRINCIPALS

AND STATISTICS—CONTINUED.

County	Name of School	Location	Name of Superintendent or Principal	Postoffice Address	Months in year		Schedules discontinued before June 30, 1917	Schedules discontinued after June 30, 1917	Total Pupils received from closed schools	People transported by district	Number teachers employed	Total paid for transportation for the year	Total enrollment	Total average daily attendance	Average cost of tuition per pupil per month	Average salary of superintendent	Assistants			
					1916	1917											Males	Females	Number	Average Mo. Salary
Jefferson	Pleasant Plain	Pleasant Plain	A. F. Meredith	Pleasant Plain					125	117	2	2,292.55	156	118	4.36	1,300	6		61.50	
Jones	Martelle	Martelle	C. Ellen Money	Martelle					90	90	2	2,805.00	150	127	3.67	1,000	6		65.14	
Kiokuk	Gibson	Gibson	L. D. Morgan	Gibson					30	30	2	600.80	50	36	2.77	1,000	4		85.00	
	Kinross	Kinross	Jean C. Bailey	Kinross					45	45	0	3,347.53	125	81	5.14	1,000	5		62.33	
	Thornburg	Thornburg	Frederic C. Berkeley	Thornburg					70	94	5	1,925.11	181	148	5.37	900	6		61.00	
	Webster	Webster	W. H. Bowker	Webster					80	49	4	2,562.00	141	48	5.20	1,000	5		62.00	
Kossuth	Swea City	Swea City	M. L. Merritt	Tytos					42	65	6	6,019.30	302	184	3.65	1,350	4	128	88.10	
	Seneca	Seneca	Frank L. Byrnes	Swea City					100	125	9	4,324.43	222	230	5.13	1,350	1	12	120.00	
	Grant	Grant	Dean Perdue	Penon					131	126	11	4,677.50	122	93	4.82	1,100	1	5	120.00	
Lee	Argyle	Argyle	L. E. Marshall	Argyle					134	6	4	4,000.00	129	97	5.49	1,200	1	5	130.50	
Linn	Alburnett	Alburnett	H. C. Bingsman	Argyle					106	35	11	1,358.00	105	67	2.36	1,100	2	5	71.50	
			J. C. Benson	Alburnett					125	140	5	5,540.00	188	117	7.20	1,000	5		61.50	
	Troy Mills	Troy Mills	O. I. Fisher	Palo					159	110	7	5,717.50	150	112	5.85	1,300	1	4	70.00	
Louis	Grand View	Grand View	Ruth N. Young	Troy Mills					80	4	4	1,800.00	144	110	2.64	900	4		71.75	
	Letts	Letts	C. W. Mansford	Grand View					128	127	2	3,174.25	228	187	5.73	1,350	1	7	60.00	
	Wymann	Wymann	H. M. Idmensee	Letts					49	56	2	3,913.50	178	100	4.66	1,100	7		67.81	
Mahaska	Barnes City	Barnes City	Arthur L. Lyon	Barnes City					113	98	2	5,080.00	122	100	4.98	900	6		62.66	
	Cedar	Cedar	A. R. Conrad	Cedar					81	89	5	2,961.83	195	168	2.97	1,350	7		67.86	
	Lacey	Lacey	W. J. Newell	Lacey					83	81	2	2,912.50	115	99	4.42	1,000	2		65.00	
Marion	Tracy	Tracy	W. J. Newell	Lacey					87	80	3	3,000.00	125	103	3.78	1,000	4		61.25	
	Pleasantville	Pleasantville	Tyler Warren	Pleasantville					118	9	4	4,304.50	167	140	4.66	1,300	7		71.43	
	Dallas	Dallas	P. B. Woods	Dallas					100	151	11	5,776.00	425	385	2.39	1,400	1	11	133.00	
	Bussey	Bussey	J. C. Bennett	Bussey					72	1	2	2,475.00	154	154	2.91	1,200	4		65.00	
Marshall	Attles	Attles	G. N. McBride	Attles					203	175	9	5,498.97	905	528	3.15	1,300	11	85	67.79	
	Albion	Albion	H. L. Schwartz	Attles					130	7	1	2,743.70	150	115	2.24	1,000	4	5	87.00	
	Clemons	Clemons	E. W. Wagner	Clemons					136	83	6	2,343.00	212	198	4.94	1,200	7		68.00	
	Dumbar	Dumbar	P. D. Francis	Albion					77	67	5	1,516.00	148	115	4.40	945	6		67.75	
	Gilman	Gilman	R. W. Wagner	Clemons					81	43	3	3,665.00	111	81	4.51	1,000	2		65.00	
	Perguson	Perguson	S. C. Guernsey	Gilman					75	82	4	2,715.50	232	194	3.67	1,300	8		78.00	
	Haverhill	Haverhill	W. J. Kincaid	Perguson					100	105	8	3,000.00	202	136	3.60	1,100	5		63.00	
	Lamoille	Lamoille	Mary McKittrick	Lamoille					88	73	4	861.65	114	95	4.47	900	4		65.50	
	LeGrand	LeGrand	E. J. Emerson	LeGrand					70	75	5	2,303.50	310	174	2.37	800	5		65.00	
	Liberty Twp.	Liberty Twp.	Violet Ellingsworth	Clemmons					54	70	6	2,167.70	76	85	3.43	500	3		63.00	
	Melbourne	Melbourne	H. W. Barnes	Melbourne					78	79	8	4,140.00	191	148	4.47	1,200	3		73.90	
	Mineers Twp.	Mineers Twp.	Rhodes	Rhodes					86	8	2	2,205.00	166	62	2.75	900	1	4	50.00	
	Rhodes	Rhodes	H. J. O'Neil	Rhodes					46	86	5	2,300.00	188	151	2.21	1,350	7		70.71	
Mills	St. Anthony	St. Anthony	Martyr Bacon	St. Anthony					37	37	3	1,065.00	104	73	2.29	900	4		61.50	
	Van Cleve	Van Cleve	H. O. Reald	Van Cleve					41	41	5	2,833.00	89	70	6.08	510	5		61.50	
Mitchell	Otranto	Otranto	R. J. Ernst	Otranto					59	56	4	1,800.00	120	75	4.80	800	6		66.00	
	Orehard	Orehard	J. M. Twinkl	Orehard					105	4	1	1,943.75	116	90	3.30	1,200	6		74.00	
	Little Cedar	Little Cedar	Lee H. Trueson	Little Cedar					70	107	6	3,170.00	133	86	3.86	1,100	5		63.45	
	Carpenter	Carpenter	Karl F. Nolte	Carpenter					39	5	2	2,700.50	149	133	3.21	1,100	6		66.25	
	Mitchell	Mitchell	L. E. Daggner	Mitchell					1	1	1	1,482.00	85	85	2.19	900	7		67.60	
Monona	McIntire	McIntire	Ludwig Handstrom	McIntire					100	66	5	3,000.00	147	110	3.67	1,095	2		67.94	
	Mapleton	Mapleton	H. R. Hinshaw	Whiting					100	7	2	4,309.25	320	260	4.70	1,450	1	14	125.00	
	Whiting	Whiting	C. C. Stenwig	Whiting					84	107	15	6,092.17	219	239	4.52	1,500	1	15	100.00	
Montgomery	Lincoln Twp.	Lincoln Twp.	Nora L. Hood	Henderson					94	57	4	1,655.80	81	64	10.17	810	1	2	60.00	
O'Brien	Archer	Archer	Henderson	Archer					63	51	8	2,160.00	117	90	3.61	705	1	2	62.61	
Oceola	Sixth Valley	Waterman Twp.	Harris	Harris					190	138	8	4,334.00	228	177	9.41	1,460	1	7	125.28	
Pago	College Springs	College Springs	E. D. Delabel	College Springs					289	47	2	3,864.35	350	365	2.79	900	8		79.73	
Palo Alto	Cylinder	Cylinder	R. H. Griffin	Cylinder					90	100	0	7,700.00	110	91	9.50	945	4		50.00	
	Mallard	Mallard	Marion Franklin	Mallard					30	30	2	1,138.60	137	97	4.42	1,025	6		60.82	
	Rodman	Rodman	G. P. DeJong	Rodman					86	102	0	2,620.00	134	96	11.00	945	1		64.10	
	West Bend	West Bend	R. V. Evans	West Bend					100	105	9	4,900.00	204	275	4.54	1,500	1	12	160.00	
Plymouth	Union Twp.	Union Twp.	Carr G. LaGrave	Westfield, Neb.					116	6	2	2,015.00	120	88	4.50	900	5		63.85	
	School	Westfield	Westfield	Westfield					30	3	1	800.00	110	81	2.83	900	2		60.61	

CONSOLIDATED SCHOOLS—PRINCIPALS

AND STATISTICS—CONTINUED.

County	Name of School	Location	Name of Superintendent or Principal	Postoffice Address	Months in year	Grades in course	Schoools discontinued before June 30, 1917	Schoools discontinued since June 30, 1917	Total Pupils enrolled from closed schools	Pupils transported by district	Number books employed	Total paid for transportation for the year	Total enrollment	Total average daily attendance	Average cost of month per pupil per month	Annual salary of Superintendent or Principal	Assistants			
																	Number	Average Mo. Salary	Males	Females
Pocahontas	Des Moines Con	Rolls	Maria Z. Plogrey	Rolls	144	144		1,132.25	144	115	8.47	960	1	4	70.00	66.25				
	Havlock	Havlock	H. W. Busby	Havlock	106	106		4,022.80	224	156	5.04	1,730	1	4	31.00	71.25				
	Laurens	Laurens	A. A. Wood	Laurens	300	300		2,964.00	300	256	7.66	1,700	1	12	100.00	70.00				
	Plover	Plover	L. S. Eyer	Plover	149	149		3,564.40	220	188	9.35	1,350	0	9	135.00	70.00				
Polk	Ware	Ware	O. D. Babcock	Ware	142	140		2,800.00	142	150	7.29	1,000	0	6	67.50					
	Alleman	Alleman	H. Deidun	Alleman	125	125		3,425.00	125	100	3.42	900	0	5	67.14					
	Johnston	Johnston	M. Z. Abers	Grimes R. L.	130	130		2,745.00	244	190	3.16	1,200	0	5	75.00					
	Runnells	Runnells	R. E. Town	Runnells	106	106		7,711.00	106	106	7.71	1,000	0	3	60.00					
	Sheldahl	Sheldahl	Carl Milleig	Sheldahl	5	5		8,402.00	122	130	3.00	1,000	0	6	85.83					
	White Oak	Elkhart	P. E. Smith	Cambridge	1	1		4,276.00	115	87	4.13	1,000	0	4	67.50					
	Macedonia	Macedonia	A. B. Abingagh	Macedonia	105	105														
Pottawattamie	Guernsey	Guernsey	Roy E. Brown	Guernsey	42	41		1,035.00	117	105	4.53	900	1	2	80.00	62.00				
	Delphos	Delphos	W. B. Gregg	Delphos	120	5		1,700.33	123	104	3.25	1,500	1	3	60.00	60.81				
	Maloy	Maloy	Layton Howe	Maloy	27	24		1,222.10	62	54	2.99	700	2	4	64.49					
Sac	Bedding	Bedding	C.M. Butler	Bedding	101	2		3,665.50	665	261	3.25	900	7	23	67.23					
	Early	Early	C. E. Day	Early	112	0		5,130.00	512	174	3.21	1,000	1	11	112.00	85.33				
	Nemaha	Nemaha	R. A. Johnson	Nemaha	80	80		3,900.00	301	121	4.50	1,500	2	2	65.00					
	Irwin	Irwin	P. M. Essex	Irwin	50	87		3,272.00	212	170	4.00	1,500	3	1	85.00	85.71				
	Kirkman	Kirkman	Sigel G. Overholt	Kirkman	92	92		3,808.87	173	129	3.55	1,215	6	6	64.91					
Story	Tennant	Tennant	Thos. L. Cook	Tennant	128	122		3,650.58	138	135	5.00	1,100	0	6	67.60					
	Kolo	Kolo	E. S. Jordan	Olo	128	128		4,233.50	234	198	4.31	1,500	2	8	82.10	69.44				
	Fernald	Fernald	H. M. Davis	Fernald	84	54		4,131.70	84	65	5.05	1,125	2	4	68.75					
	Roland	Roland	Karl Hanson	Roland	173	173		5,045.00	147	921	6.95	1,400	1	11	100.00	62.90				
	North Grant																			
	(Con.)	Rural on Lincoln Way	Winifred McElroy	Nevada	70	70		4,407.50	70	69	4.66	810	2	2		64.25				
	Shopley	Hazel Ceana	Nevada	Nevada	90	100		2,925.00	108	94	6.20	763	1	2	80.00	66.25				
	Kesley	Miss Quick	Anna																	
Taylor	Conway	Conway	J. H. Emman	Conway	40	38		1,800.00	140	50.5	6.45	1,350	1	5	115.00	67.50				
	Arisepe	Arisepe	Darle Warner	Arisepe	120	109		7,494.91	120	130	3.29	810	5	5	65.84					
	Shannon City	Shannon City	B. P. Clark	Shannon City	89	102		6,274.63	217	156	3.40	1,037	6	7	118.01	60.00				
Van Buren	Doubs-Leandro	Doubs	W. H. Russell	Harland Mo.	100	220		3,301.65	200	385	6.51	850	9	7	67.77					
	Selma	Selma	O. C. Crenner	Selma	132	100		2,568.72	156	107	5.28	1,100	2	7	55.45					
Warren	Beech	Beech																		
	Hartford	Hartford	R. E. Ballard	Hartford	80	4		4,324.50	166	127	2.11	900	5	5	30.00					
	Norwalk	Norwalk	E. J. Pollard	Norwalk	124	6		2,990.00	238	182	3.36	1,453	1	7	70.00	66.25				
	Spring Hill	Spring Hill	Gratia Kinsey	Newell	65	65		4,453.71	301	184	2.54	800	5	6	75.16	67.00				
	Crawfordsville	Crawfordsville	W. L. Rhea	Crawfordsville	94	100		4,025.50	190	163	7.09	1,000	3	7	98.00	68.65				
	Harcourt	Harcourt	Beason A. Morris	Harcourt	80	100		1,904.25	148	138	7.40	800	6	6	71.49					
	Lanron	Lanron	Farl R. Stephenson	Lanron	89	90		3,240.00	128	102	7.90	720	4	4	65.00					
Winnebago	Buffalo Center	Buffalo Center	P. S. Wright	Buffalo Center	116	6		2,880.00	406	285	4.25	1,900	1	16	125.00	73.31				
	Bronson	Bronson	Harry Foster	Bronson	52	2		2,500.00	130	150	9.02	1,100	0	10	100.00	58.50				
	Climbing Hill	Climbing Hill	I. Nachtigal	Climbing Hill	135	115		3,800.00	135	115	3.80	1,000	1	5	100.00	58.50				
	Hornick	Hornick	H. R. Dennis	Hornick																
	Holly Springs	Holly Springs	Joe King	Hornick																
	Lawton	Lawton	J. B. Dewey	Lawton	140	7		4,157.14	308	41	11.13	1,670	1	7	85.00	74.02				
	Luton	Luton	Marie Irwin	Luton	15	1		585.00	61	36	9.86	675	2	2	79.00					
	Owego	Owego	Roby Conrad	Sally																
	Pierson	Pierson	Z. E. White	Pierson	50			1,690.00	300	190	1.86	1,500								
	Salts	Salts	L. P. Manning	Salts	100			2,200.00	220	165	2.11	1,800								
Worth	Sergeants Bluff	Sergeants Bluff	J. O. Mosingo	Sergeants Bluff	300	9		4,500.00	389	215	4.45	1,500								
	Sloan	Sloan	A. H. Wheelers	Sloan	150	100		4,000.00	340	265	3.00	1,500	1	13	90.00	67.50				
	Smithland	Smithland	J. F. Gaines	Smithland	141	135		5,498.18	198	164	3.04	1,404		5	67.00					
	Hantontown	Daniels Twp.	Therese Porgosa	Hantontown	81	2		2,205.00	160	81	6.03	800		5	100.00	66.60				
	Fertile	Fertile Twp.	H. W. Grimes	Fertile				4,307.75	301	170	3.20	1,250	1	1	86.00					
	Joles	Bristol Twp.	LeRoy Oubrick	Joles	1	11		791.21	150	24	6.61	795	1	6	86.00	62.50				
	Rowan	Rowan	J. O. Throckmorton	Rowan	35	100		3,254.00	214	264	4.63	1,200	3	8	67.14					
					320	178	13,487	30,380	1,221	689,054.50	90,389	30,725.4		1,106	84	1,329				

INDEX

PART I.

	Page
Biennial report—thirty-eighth, of the department of public instruction	13
Consolidation of schools	28
Circular letters	119-152
Graded and high schools	45
In memoriam—	
Henry Sabin	9
Bernard Murphy	11
Letter of transmittal	7
Normal training high schools	33
Officers—department of public instruction	3
Rural and consolidated schools	30-53
State board of educational examiners	3
State board of vocational education	4
Superintendents of public instruction, list of	5
Vocational education	52

PART II, 1917

	Page
Abstract [A] reports of county superintendents—cities, towns and villages and rural districts	66
Abstract [A-1] reports of county superintendents—corporations, directors, schools, teachers, etc.	81
Abstract [A-2] reports of county superintendents—pupils, enumeration, enrollment, tuition, general	90
Abstract [B] reports of county superintendents—teachers' fund	94
Abstract [B-1] reports of county superintendents—schoolhouse fund	98
Abstract [B-2] reports of county superintendents—contingent fund	102
Abstract [B-3] reports of county superintendents—school building bond fund	106
Abstract [B-4] reports of county superintendents—interest-bearing indebtedness	110
Abstract [C] reports of county superintendents—certificates issued by educational board of examiners—examination and certification of teachers	112
Abstract [D] reports of county superintendents—buildings and grounds	116
Abstract [D-1] reports of county superintendents—meetings, school visitation and compensation	118
Abstract [E] reports of county superintendents—teachers' normal institutes, sessions, attendance, institute fund	120
Institute faculties—conductors, instructors, lecturers	124
Abstract [F] reports of county superintendents—corporations, directors, teachers	129
Abstract [G] reports of county superintendents—special library report	133
Abstract [H] reports of county superintendents—private, denominational and higher educational institutions	136
Amount expended for libraries	132
Amount of tuition received	91-94
Apparatus, value of	77
Appeals to county superintendent—number of cases	84, 85
Attendance and enrollment in Iowa	76
Attendance—average in graded schools	154-158-162
Upon enrollment and enumeration	155-159-163
Average compensation of teachers per month	67-155-159-163
Average number of months taught	67
Bond fund—school building—receipts and expenditures	106-107

Bonds—school—outstanding	110
Buildings and grounds	76
Candidates examined—number of	112
Certificates issued by educational board of examiners	59-95
Normal training—number of	112
Cities having a population of 2,000 or more—report of	154
Cities having a population of 1,500, but less than 2,000—report of	158
Cities, towns and villages having a population of less than 1,500—report of	152
Compensation and expense of county superintendents	94
Compensation of teachers	86-95
Consolidated schools	138
Contingent fund	192
Corporations—number of	66, 96
Number—kind	96
County superintendents—compensation and expenses of	94
Names and addresses of	94
Denominational, private and higher educational institutions	136
Diplomas issued by educational board of examiners	59-61
Directors—school—number of	96
Districts provided with libraries, number of	132
Educational institutions—private, denominational and higher—by counties	136
Educational meetings held by county superintendents	118
Effect of stimulants and narcotics—rooms in which taught	96
Employment of teachers—total number of months	96
Enrollment and attendance in public school	90
Enrollment in private, denominational and higher institutions	136
Enrollment—total in graded schools	90, 154, 158, 163
Enumeration—by counties	96
In graded school districts	154, 158, 162
Examination of teachers—certification	59, 61, 112
Expended for library books	98, 103, 133
Fees, normal training certificate	130
Finances—by funds	94, 98, 102, 107
Funds—receipts and disbursements—teachers'	94
Schoolhouse	98
Contingent	102
School building bond	196
Teachers' institute	120
Graded schools in cities having a population of 2,000 or more—statistics of	154
In cities having a population of 1,500 or more and less than 2,000	158
In cities, towns and villages having a population of less than 1,500	142
Graduates of private, denominational and higher institutions—number of	136
Higher, private and denominational institutions—statistics of—by counties	136
High schools—enrollment—number graduated	154, 158, 162
Income of private, denominational and higher educational institutions	136
Indebtedness of school corporations	146
Institute faculties	126
Institute—receipts and expenditures	120
Institutions—private, denominational and higher educational	138
Instructors in teachers' institutes—see institute faculties	
Interest-bearing indebtedness—see indebtedness	
Libraries—number of volumes in	66, 90
Number of volumes purchased	94, 98
Libraries—number of districts provided with—amount expended for—library cases—see special library report	
Library report—special	132

List of persons receiving state licenses	59
Location of private, denominational and higher educational institutions	136
Months school—number of, in year in graded schools—see graded schools	
Months taught—average number of	66
Months teachers were employed	67
Narcotics—effects of stimulants and number of rooms in which taught	76
Necessary number of teachers to fill schools	66
Normal institutes held	120
Normal training—certificates—fees	120
Number certificates issued	66
Number districts provided with libraries	132
Number of schoolhouses	86, 90
Number teachers employed	66
Number of volumes purchased	152
Outstanding bonds and interest-bearing warrants	110
Persons receiving state licenses	60
Presidents of private, denominational and higher educational institutions	126
Primary certificates issued by educational board of examiners	60
Principals of private, denominational and higher educational institutions—see presidents	
Principals of graded schools	154, 158, 162
Private, denominational and higher educational institutions—statistics of, by counties	136
Professors in private, denominational and higher educational institutions—number of	136
Provisional certificates issued	61
Pupils—enumeration—enrollment—attendance	76
Non-resident—number—tuition	76
Reports of county superintendents	84
Rooms in graded schools—in rural schools—number of	66
Rooms in which effects of stimulants and narcotics are taught—number of	76
Salaries of superintendents and principals of graded schools	154, 158, 162
Salaries of teachers—average	60, 154
School finances—teachers' fund	94
Schoolhouse fund—receipts—expenditures	88
Schoolhouses and sites—number and condition	90
School libraries—see special library report	
School townships—number of	66
School visitation by county superintendents	118
Special library report—number of volumes purchased, amount expended	132
State certificates issued by educational board of examiners	59
State licenses issued—summary of	59-61
Students in private, denominational and higher institutions—number of	136
Superintendents—county—names and addresses	64
Teachers—number of	66
Number employed in graded schools—salaries	154, 158, 162
Townships—school—number of	66
Tuition—average per month—by pupils	76
Received from non-resident pupils	76
Value of schoolhouses and apparatus	118
Visitation of schools—by county superintendents	118
Warrants—school—outstanding interest-bearing	110

	Page
Abstract [A]—	
Number school rooms—teachers—enumeration	216
Tuition—value of houses, apparatus—volumes in library	227
Abstract [A-1]—Corporations, directors, schools, teachers, compensation	226
Abstract [A-2]—Pupils, enrollment, tuition, general information	241
Abstract [B]—General fund—	
Receipts	244
Disbursements	248
Abstract [B-1]—Schoolhouse fund—	
Receipts	252
Disbursements	253
Abstract [B-2]—Outstanding bonds and interest-bearing warrants	256
Abstract [C]—Examinations, uniform county certificates issued	258
Abstract [D]—	
Report on buildings—heating, condition, sites, trees, number having free text books	262
Abstract [D-1]—County superintendents—	
Educational meetings, school visitations, compensation and expenses	264
Abstract [E]—Institutes—	
Date, where held, attendance, receipts, expenditures	266
Abstract [E-1]—Institute faculties	270
Abstract [F]—Number corporations, directors	274
Abstract [G]—Libraries—volumes purchased, amount expended, districts provided	276
Abstract [H]—Private and denominational schools—name, location, control, statistics, president	280
Abstract [I]—Graded schools in cities of 3,000 or more population	298
Abstract [I-1]—Graded schools in towns from 1,500 to 3,000	302
Abstract [I-2]—Graded schools in towns and villages less than 1,500	306
Consolidated schools—name, location, superintendents, statistics of	340
General statistics—corporations, teachers, months employed, average attendance	334
Tuition pupils, amounts received, amount paid teachers	337
Licenses issued—	
State	210
Uniform county	212
List of county superintendents	214

ELEVENTH BIENNIAL REPORT

OF THE

BOARD OF CONTROL

OF

STATE INSTITUTIONS

FOR THE PERIOD ENDING JUNE 30, 1918
