

STATE OF IOWA
1916

REPORT OF THE
DEPARTMENT OF PUBLIC INSTRUCTION

For the Biennial Period Ending June 30, 1916

ALBERT M. DEYOE
Superintendent of Public Instruction

Published by
THE STATE OF IOWA
Des Moines

DEPARTMENT OF PUBLIC INSTRUCTION.

Albert M Deyoe.....Superintendent of Public Instruction
Frank D. Joseph.....Deputy Superintendent
B. W. Hoadley.....Chief Clerk
Albert C. Fuller, Jr...Inspector of Normal Training High Schools
James A. Woodruff....Inspector of Rural and Consolidated Schools
Melvin R Fayram } Inspectors of State Graded and High Schools
John L. Cherny }
Clara Abernethy }
Mabel A. Newlen }Stenographers
Mrs. Muriel Murray }

STATE BOARD OF EDUCATIONAL EXAMINERS.

Albert M. Deyoe, *ex officio*, President.....Des Moines
Thomas H. Macbride, *ex officio*.....Iowa City
Homer H. Seerley, *ex officio*.....Cedar Falls
*David Williams.....Winterset
†Etta J. Rider.....Mt. Ayr
Viola H. Schell, Secretary.....Des Moines
H. C. Hollingsworth, Examiner.....Ottumwa
Florence Erickson, Stenographer.....Des Moines
Mrs. Marie Hunnell, Stenographer.....Des Moines

*Term expires January 5, 1919.

†Term expires March 11, 1917.

SUPERINTENDENTS OF PUBLIC INSTRUCTION.

TERRITORY AND STATE OF IOWA.

Name	County	Time	Postoffice
William Reynolds.....	Des Moines.....	1841-1842	Deceased
James Harlan	Henry.....	1847 —	Deceased
Thos. H. Benton.....	Dubuque.....	1848-1854	Deceased
James D. Eads.....	Lee.....	1854-1857	Deceased
Joseph C. Stone.....	Johnson.....	1857 —	Deceased
M. L. Fisher.....	Clayton.....	1857-1858	Deceased
Oran Faville	Mitchell.....	1864-1867	Deceased
D. Franklin Wells.....	Johnson.....	1867-1868	Deceased
A. S. Kissell.....	Scott.....	1869-1872	Deceased
Alonzo Abernethy	Crawford.....	1872-1876	Deceased
C. W. von Coelln.....	Black Hawk.....	1876-1881	Deceased
J. W. Akers.....	Linn.....	1882-1888	Chicago, Ill.
Henry Sabin	Clinton.....	1888-1892	La Jolla, Cal.
J. B. Knoepfler.....	Allamakee.....	1892-1894	Cedar Falls
Henry Sabin	Clinton.....	1894-1898	La Jolla, Cal.
Richard C. Barrett.....	Mitchell.....	1898-1904	Deceased
John F. Riggs.....	Keokuk.....	1904-1911	Des Moines
Albert M. Deyoe.....	Hancock.....	1911-	Des Moines

The office of Superintendent was abolished in 1842. Again in 1858 it was abolished and the duties were performed by the State Board of Education, of which Thos. H. Benton acted as secretary for five years.

LETTER OF TRANSMITTAL.

HON. GEO. W. CLARKE, *Governor.*

SIR: I have the honor to submit herewith, as required by law, the thirty-eighth biennial report of the Department of Public Instruction for the period beginning July 1, 1914, and ending June 30, 1916.

ALBERT M. DEYOE,
Superintendent of Public Instruction.

September 1, 1916.

IN MEMORIAM

Alonzo Abernethy was born in Sandusky, Ohio, April 14, 1836, and died at Tampa, Florida, February 21, 1915, in his seventy-ninth year.

His was an eventful life. Colonel Abernethy's educational training was begun in the common schools of his native state, furthered in the Academy at Burlington, Iowa, and all but completed in the University of Chicago. He was a student in the last named institution at the time of the breaking out of the Civil War in 1861. The call to arms aroused the heroic and patriotic nature of this twenty-five year old student, and though he entered service as a private, yet he won signal distinction in bravery on the battle fields of Pea Ridge, Chickasaw Bayou, Jackson, Lookout Mountain and Missionary Ridge, and was discharged from service at the close of the war with the honor-won title of Lieutenant-Colonel.


Colonel Abernethy was a member of the Eleventh Iowa General Assembly.

He served as State Superintendent of Public Instruction from 1872 to 1876. Receiving an election to the presidency of the University of Chicago in 1876, he resigned the state superintendency and devoted the next two years to the management of that institution. In 1881 he accepted the presidency of the Cedar Valley Seminary at Osage and continued to serve in that capacity during the next twenty-one years. He was a member of the Board of Regents of the State University of Iowa for several years. During the last years of his life, Colonel Abernethy lived with his family in Des Moines.

His was a mind of keen insight into things of an educational, a moral or a religious nature, and he was ever to be found defending the right, protecting the weak, encouraging the faint-hearted and cheering on the good in everything. He was deeply interested in the material and moral progress of the State of Iowa.

The life of Colonel Abernethy was an unselfish one; his conduct was becoming the cultured and refined gentleman. The poet of prophetic vision might have said for him:

“For though from out our bourne of time and place
The flood may bear me far,
I hope to see my Pilot face to face
When I have crossed the bar.”



ALONZO ABERNETHY

O. E. FRENCH.


On the 23d of June, 1864, in Jackson, Susquehanna county, Pennsylvania, O. E. French was born, and died at his home in the city of Des Moines, March 27, 1915, in the 69th year of life.

Mr. French was educated in the schools of his native state and early in life devoted his energies to the work of teaching. He served his home county in the capacity of Superintendent of Schools, and in 1883 left Pennsylvania for the West, locating in Nebraska, where he remained about a year.

In 1884 Mr. French came to Iowa and for the next thirty years, which continued to the time of his death, he was identified with the educational interests of this state as principal of high schools, superintendent of schools, instructor in a commercial college, and as examiner and chief clerk in the state department of public instruction. He served the public schools of Creston for twenty-three years as high school principal and as city superintendent.

A good man is gone. The best qualities of Christian citizenship were exemplified in his daily living. A beloved and efficient educator has laid down his work. No unkind word of criticism of Mr. French ever reached us from those who knew him well. He was quiet and unassuming, never putting himself forward, yet few men made a deeper impression upon their associates. He was esteemed by his pupils and admired by his friends. All unite their testimonies in one of commendation. His memory will last as long as those who knew him and labored with him live. The example of his life will continue for good in the lives of those who came under his instruction. As head of a family, his life was ideal. He was ever solicitous for their comfort, welfare, and happiness. He was devoted to his family, faithful to his church, conscientious in his life's work, loyal to his friends, and sympathetic toward the unfortunate.

Truly, it may be said of Mr. French that he studied "to show himself approved of God, a workman that needeth not to be ashamed."



O. E. FRENCH

REPORT OF THE SUPERINTENDENT OF PUBLIC INSTRUCTION.

The expenditures for common schools in Iowa approximates \$20,000,000 annually. Six hundred four approved graded and high schools invested during the last biennial period nearly six million dollars in grounds, buildings and equipment, an average of nearly \$10,000 for each school. Progress has been made in the teaching of the industrial group of subjects added to the course of study in all approved graded schools. Reference libraries, supplementary reading material, and other working apparatus have been provided in these schools, also.

Many rural and village communities have taken steps toward providing public school advantages equal to those found in many of the larger towns and cities. Splendid modern buildings are being erected in cities, towns, and villages and in the open country. The school house is becoming the center of community educational and social activities. About 200 localities have voted to establish consolidated districts. Several consolidated districts have built homes for teachers. In many communities school plots consisting of several acres are furnished for parking, play grounds, and experimental work in agriculture.

Three thousand five hundred pupils were enrolled in the High School Normal Training courses during the year 1915-1916. Eleven hundred certificates to teach were issued to graduates from this course at the close of the school year in June. A marked improvement in scholastic preparation and in teaching spirit are manifested by these students as compared with applicants for certificates with no special training. Two thousand two hundred thirty-four persons were enrolled in institutions offering approved courses to meet the requirements of twelve weeks of Normal Training. Six hundred sixty-eight were classified in the Department of Rural Education in the State Teachers' College and fourteen hundred students were enrolled, preparing to teach in the elementary grades. All of which indicates advancement in teacher-training preparation.

The number of pupils enrolled in high schools taking advantage of the high school tuition law was twelve thousand, which is approximately one-fourth of the total high school enrollment in the state.

RECOMMENDATIONS.

1. *Rewriting School Laws.* The legislature should provide for and permit a rewriting of the school laws for the purpose of simplification and elimination of ambiguous and contradictory sections.

2. *School Funds Reduced to Two Classes.* The School funds for all districts should be reduced to two classes, viz.: general funds and schoolhouse funds, corresponding to the funds estimated by boards of directors and funds voted by the people. We have now provided for only two funds in consolidated districts. This arrangement will simplify the bookkeeping of school officers and county officers. Why should school districts be compelled to pay 6% interest on warrants overdrawn in one fund and receive only 2% interest on daily balances in another fund as is now practiced?

3. *State School Building Architect and Sanitary Engineer.* The Department of Public Instruction should be authorized to appoint a state school building architect and sanitary engineer, qualified to pass on all plans and specifications for school buildings and grounds. Many errors in school building plans should be corrected before it is too late and thus conserve the health of pupils and the utility of the buildings. Often many dollars would be saved to school districts. The Department of Public Instruction should be empowered to condemn unsafe and unsanitary school buildings. At present this power is not vested in any authority.

4. *Health Inspection of all School Children.* Health inspection of all children attending schools should be mandatory. No child should be permitted to grow into manhood or womanhood, seriously handicapped because of some physical defect that might have been remedied in childhood. Medical inspection or health inspection of school children by school nurses in many cities is a blessing to many children physically defective. There are many children in rural schools suffering from defective eye-sight, diseased tonsils, adenoids, improper care of teeth, uncleanliness, improper clothing, etc.

5. *Schools in Mining Districts.* Special assistance should be rendered to schools in mining districts either by the mining companies or by the state, that the children of families in mining districts may have equal public school advantages with other children.

6. *State Aid to Normal Training High Schools, to Consolidated or Industrial Schools, and to Vocational Schools.* The principle of state aid to schools distributed on the basis of merit should be extended as an efficient method of encouraging school improvement.

Normal Training High Schools. A number of towns are maintaining high schools equipped for the installation of the normal training high school course to which it is impossible to grant state aid. These schools are asking for this recognition. The appropriation for normal training high schools should be increased from \$125,000 to \$150,000. See Section 2634-b8, Supplement to the Code, 1913.

Consolidated and Industrial Schools. The aid granted to consolidated schools has been a wonderful incentive to the establishment of excellent public school facilities in rural and village communities. The allowance for this purpose should be increased from \$100,000 to \$150,000 annually. See Section 2794-g, Supplemental-Supplement to the Code, 1915.

Vocational Schools. The state may well encourage vocational education and vocational guidance by a carefully arranged plan of administration and financial aid. Wisconsin, Indiana, Pennsylvania and Massachusetts are among those states that have instituted state systems of vocational training. Education today must meet the needs of all classes of workers, industrial as well as professional. Vocational training will help the future laborer or mechanic to better his condition. Training that prepares only for professional life will fall short of meeting the needs of the masses of our people and of furnishing preparation that will enable all men and all women to make a living. The HOME is the very foundation upon which a nation will live or decay. Any other foundation will be as building on the sand. Any theory or practice in education that does not take into proper account the importance of training the youth to become efficient home-makers and home-providers is fallacious and destructive of human interest. Courses in vocational training may well be organized to complement or to parallel selected subjects in liberal arts in our high schools for those who are naturally inclined to become workers on the farm or in the shop and factory, or who may desire to follow a commercial occupation. The public school must become a thoroughly democratic institution in the preparation of our youth for life activities.

7. *Tuition in High Schools.* Every boy and girl is entitled to the advantage of a high school education. It is unwise to make it burdensome financially for parents in poor or in moderate circumstances to send their children to high school. Every school corporation should stand the expense of tuition when not providing high school facilities at home. The maximum amount of tuition that may be collected in accordance with Section 2733-a1, Supplemental Supplement to the Code, 1915, should be increased from three and one-half dollars to five dollars. No district should be expected to educate non-resident children at less than actual cost. The average cost in good high schools will approximate five dollars per month.

8. *Teacher-Training Facilities.* Every adjoining state has several elementary state normal schools. All but two of these states have normal training in high schools. In addition, Wisconsin has about thirty county normal schools. Aside from the splendid work that is being done at the State Teachers' College, and in the Normal Training High Schools, very little is being done during the college and school year to train teachers for the elementary grades in Iowa schools. It is true that a score of institutions are doing commendable work in offering opportunity to applicants for teachers' certificates to meet the requirement of twelve weeks of normal training during the summer session. But twelve weeks of training above eighth grade scholastic preparation is not sufficient to train an efficient teaching body. May the time soon come when one year of training above a four year high school course will be required. Two years of special preparation would dignify the calling of teaching and would ensure competent teachers for all our schools in a few years.

The elementary normal course should not exceed two years above an approved four year high school. An extensive plant and a large force of instructors will not be needed to carry on this work.

Any proposition that contemplates state aid to independent and denominational institutions for the purpose of training teachers for the public schools is dangerous. Such a policy when once established would open the way for diverting public funds to the support of sectarian schools for the same grade as the public schools, which would be disastrous to that most democratic of all our institutions, the public school. Additional elementary normal schools should be established in the state.

9. *Compensation and Retirement of Teachers.* The teachers' compensation should correspond to the time and expense of preparation, and the ability that successful educational work demands. Salaries have advanced in the state but not to correspond with the advance in cost of living. I wish to commend to the careful consideration of the people of the state the proposed law providing for the retirement of teachers. No workers are rendering a greater public service than they. The state may well encourage continued service by those who take up the work of teaching.

10. *Qualifications and Compensation of School Inspectors or School Visitors.* The principle of employment of state school visitors is a second most efficient method of bringing about school improvement. The hearty welcome extended by administrative school officers and the public is evidence of the merit of the plan. The compensation of these officials should compare favorable with those of the best school positions in the state. The best talent possible to secure is required.

11. *County Assistants and Closer Supervision of Rural Schools.* Supervision in rural districts, not consolidated, is unsatisfactory as now conducted in the state. The county is too large for one person to properly supervise. The County Superintendents should have County Assistants, capable of directing the work in special subjects and who are competent also in general supervision of schools.

GRADED AND HIGH SCHOOLS.

MELVIN R. FAYRAM AND JOHN L. CHERNY, INSPECTORS.

The State of Iowa believes that a high school education is the heritage of every boy and girl. Such an education is more easily provided by the Commonwealth today than was a common school education in the days of our fathers. Moreover, such an education is as necessary to prepare young people adequately for the conditions of life today as was the more elementary education in the day of the pioneer.

The first step taken by the State of Iowa to guarantee the privilege of a high school education to every boy and girl at public expense was the free tuition law. This, however, merely guaranteed an opportunity to attend high school. There was no assurance to either the student or to his resident district that he would secure face value in any high school for the tuition paid by the resident district. Each community maintained a different standard. A progressive community offered excellent school privileges while the schools in a neighboring community were often very inferior. A second step became necessary in order to give meaning to the free tuition law and make the guarantee of equal educational privileges significant. It became necessary to inspect and to classify the schools of the state and place a mark of approval upon schools prepared to give face value for the tuition money paid them. This the Department of Public Instruction has done in the interest of the boys and girls of Iowa and as a guarantee to the district which pays the tuition money for these boys and girls.

STANDARDIZING THE SCHOOLS.

The Department of Public Instruction is carrying forward a program of efficiency and standardization among the common schools. In standardizing the several graded and high schools of the state definite steps are taken to eliminate waste time, lost motion and inefficiency. Devalitized schools in small communities feel the life-giving influence. Antiquated courses of study are discouraged. Human interest studies are introduced and the curricula are put into vital connection with the environment and life interests of boys and girls. New and adequate equipment is found in place of the sparse supply of worn and obsolete material. Effective permanent organization is replacing the former unsystematic and inefficient management, made more hopeless by the erratic changes attempted

by each succeeding school principal. The scholastic ability, training, and character of the instructors show marked improvement. A wholesome school spirit is being stimulated in each community and to this end, local school authorities are actively seeking the cooperation of the Department of Public Instruction and eagerly welcoming the advice, suggestions, and recommendations made by the school inspectors.

A DEMOCRATIC STANDARD.

We have no national system of education in America such as is found in most European countries. With one or two exceptions we can scarcely be said to have a state system in the sense that the central authority dictates an arbitrary school organization for the commonwealth. New York has a highly centralized state system. While, in California, all tax levies are uniform and local schools are supported entirely by the general taxes of the state. Monarchical school organizations may secure efficiency, standardization and reforms in the educational system with great ease but there is always danger of their crystalizing the educational system, destroying the initiative of local communities, and rendering them incapable of progress. The Iowa plan of standardizing schools is the very essence of democracy for it is voluntary and prescribes only minimum requirements, leaving each community free to develop naturally, working out its own problems in harmony with its environment.

The Iowa plan does not limit a school's development in any way. It stimulates the high school to encourage and inspire young people with an ambition to take advantage of our splendid institutions of higher learning. At the same time it recognizes that the common school is of all the people and for all of the people's children. It should prepare the great majority of the young people who do not go to college as well as those who do go, for their highest sphere of usefulness to themselves, their communities, and the nation. The public school system needs the cooperation and guidance of the college, but in the last analysis the college in a democracy must adapt itself to the existing development of the common school. Likewise, no other single arbitrary standard imposed by central authority should dominate the entire organization, course of study and activities of a school. Any plan which seeks to standardize the output of our schools for a specific purpose is too narrow. The

product of the public schools cannot be standardized. The plan of the Department of Public Instruction seeks to guarantee standard opportunities to every boy and girl, not identical results in their development.

THE STANDARDS.

The standards adopted by the department are comprehensive and encourage the broadest possible development. Space permits only a very brief and very incomplete statement of each.

1. *Material Equipment.* A clean, thoroughly lighted and ventilated building; sanitary, wholesome, and attractive surroundings; an adequate supply of supplementary readers; acceptable library and reference books for all the subjects taught; approved globes, maps, charts, illustrative material, and other teaching equipment and devices.

2. *Organization.* Nine months of school; sufficient time for supervision by school head; equitable distribution of pupils among grade and high school teachers; minimum number of recitations for efficient instruction; limitation on over-crowded classes; adequate time for individual instruction.

3. *Course of Study.* Approved course of study for grades and high schools; proper distribution among the several branches; practical and human interest subjects; alternations and combinations discouraged, and specific working suggestions provided to give the course definiteness and permanency.

4. *Instruction.* Special training required of all teachers; scholastic requirements of grade teachers not less than graduation from four-year high school; scholastic preparation of high school instructors must include two years of college training, and in high schools employing two or more, the majority must be graduates of a full four-year college course.

5. *Cooperation.* Harmony must prevail among all the factors in the school system. The students must have a wholesome school spirit and studious habits; the teachers must be in vital contact with all the educational forces of the community; the members of the board of education must recognize that they are trustees of humanity and citizenship; the parents must understand the common purposes and ideals of the school; and the tax-payer must meet their obligations willingly and cheerfully.

SUMMARIZED RESULTS OF INSPECTION.

During the biennial period covered by this report the two inspectors of graded and high schools have conducted correspondence with hundreds of schools, prepared bulletins, office forms, special lists, and have made visits as shown below:

Number counties in which one or more towns were visited.....	99
Number different communities visited.....	436
Number communities visited second time.....	29
Number communities visited third time.....	3
Educational addresses to patrons.....	154
Teachers' conventions attended.....	13

NUMBER OF APPROVED SCHOOLS.

School corporations having nine or more grades.....	812
Number of these	
Approved for 12 grades work.....	506
Approved for 11 grades work.....	42
Approved for 10 grades work.....	48
Approved for 9 grades work.....	8
Number of approved standard schools.....	604
Number of schools remaining unapproved.....	208
Number of pupils in standard approved schools.....	232,650
Number of pupils in unapproved schools.....	28,420
Number of tuition students in approved high schools, school year 1916..	12,427
Number of tuition students in unapproved high schools, school year 1916	553

GROWTH OF APPROVED SCHOOLS.

Number of approved standard schools last biennial report.....	490
Number of approved standard schools July 1, 1915.....	564
Number of approved standard schools July 1, 1916.....	604
Increase in number approved standard schools during biennial period....	114

The most notable growth during the biennial period is in four-year high schools. This indicates that Iowa people are anxious to provide a four-year high school for their boys and girls right at home. They want only the guarantee that when they provide a standard school, it shall be approved for all purposes.

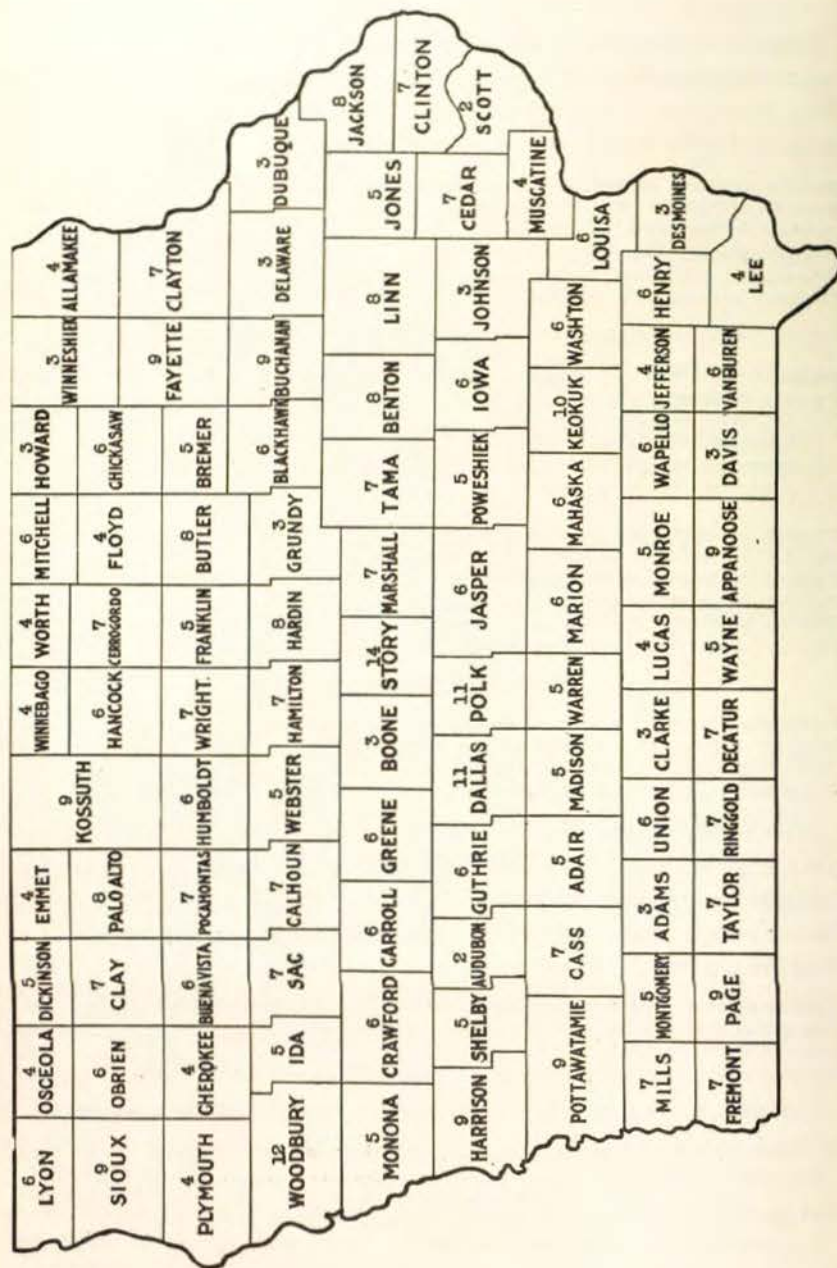
Number of four year standard approved high schools, last biennial report	389
Number of four year standard approved high schools, July 1, 1916.....	506
Increase during biennial period.....	117
Number pupils gaining an additional year in approved high schools....	26,460

MATERIAL EQUIPMENT STIMULATED BY STANDARDIZATION.

604 approved schools expended during biennial period for buildings and grounds	\$ 4,584,957.68
For teaching, supplies and equipment.....	486,207.50
208 unapproved schools expended during same biennial period for buildings and grounds.....	186,438.29
For teaching, supplies and equipment.....	2,624.50
Average improvement per school in approved schools.....	8,395.50
Average improvement per school in unapproved schools.....	908.90

NORMAL TRAINING HIGH SCHOOLS.

A. C. FULLER, JR., INSPECTOR.



Map showing number of approved high schools in each county

NUMBER OF SCHOOLS AND ENROLLMENT. For the school year 1914-1915, 163 high schools were designated to maintain the Normal course with state aid. The number of students enrolled for the work increased from 2,279 to 3,192. Eight hundred forty-three students completed the course and were awarded certificates.

During the school year of 1915-1916 four additional schools (waiving the right to state aid) were designated as Normal Training high schools. The total number of schools maintaining the Normal Training course at the close of the school year June 30, 1916, was as follows:

Public high schools maintaining the course with aid.....	163
Public high schools maintaining the course without aid.....	4
Private schools maintaining the course without aid.....	2

Total 169

During the school year 1915-1916 the enrollment increased from 3,192 to 3,501 students. One thousand one hundred one certificates were issued to students completing the course during the year.

DISBURSEMENT OF AID. The \$125,000 annually available for aid to Normal Training schools according to Section 2634-b8, allows 163 schools to participate. During the biennial period disbursement has taken place as follows:

School year 1914-15, first semester, 161 schools	\$ 60,375.00
School year 1914-15, second semester, 160 schools	60,000.00
	<hr/>
	\$120,375.00
Expense, salary	2,000.00
Traveling expenses	574.19
	<hr/>
Total	\$122,949.19

School year 1915-16, first semester, 153 schools	\$ 57,375.00
School year 1915-16, second semester, 160 schools	60,000.00
	\$117,375.00
Expense, salary	2,000.00
Traveling expenses	566.94
	\$119,941.94

DISTRIBUTION. The Normal Training high schools are distributed (June 30, 1916) among the counties of the state as follows:

Counties having no schools 4—(Blackhawk, Davis, Webster and Winneshiak)

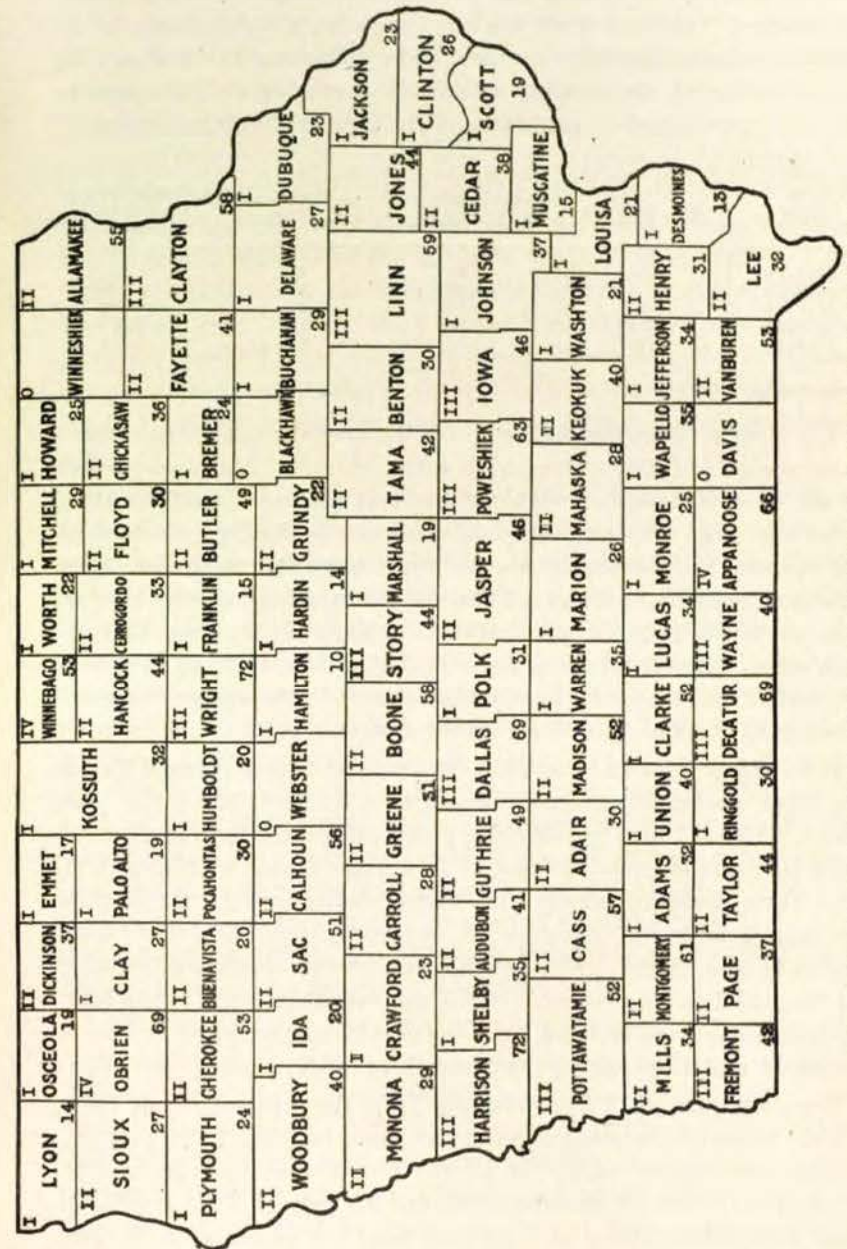
Counties having 1 school 41

Counties having 2 schools 39

Counties having 3 schools 12

Counties having 4 schools 3—(O'Brien, Appanoose and Dallas)

The map given below shows the number of schools and the total number of pupils enrolled for the Normal Training work in each county for the last semester of the school year, 1915-1916.



GROWTH OF NORMAL TRAINING WORK. From the first, the Normal Training work has been popular with students in the schools maintaining such courses. The following table shows the total enrollment, the number of schools operating and the number of certificates issued to graduates of the Normal Training course:

Year	No. Schools	Enrollment in N. T. Course	Av. No. in Each School	Total No. Certificates Issued
1911-12	40	624	15
1912-13	93	1,400	15	180*
1913-14	132	2,279	17	806
1914-15	163	3,100	19	1,649
1915-16	167	3,501	21	2,750

*Estimate.

The Normal Training high school work involves sixteen subjects—fully one-half of a four-year high school course. About one-fourth of the time is occupied with professional matter directly bearing upon teaching. The remainder of the work is clearly energized by the serious purposes and avowed intentions of the class. The strongest teachers each school affords are in charge of the instruction, particularly in the professional subjects. Intimations that the high school normal course is superficial either indicate ignorance of the real situation or they impeach substantially the upper two years of work of Iowa's entire high school system.

It should be kept in mind that the students taking Normal Training work are enrolled only from grades 11 and 12 of the high school. The 167 high schools doing Normal Training work enrolled 3,501 students in grades 11 and 12 as normal trainers. Seven thousand three hundred ninety-nine other students were enrolled in the same grades; in other words, one student in each three from grades 11 and 12 of the schools where such work is offered, is taking the Normal Training course. It also appears that if ten of the largest high schools are omitted from consideration, one pupil in two in grades 11 and 12 is taking the Normal Training work.

From the class of 1915, graduating from the high schools of Iowa, 815 are reported as going at once into teaching and 1,181 as going at once into college work. If all the towns where colleges are located are left out of consideration, the number of 1915 graduates from high school going at once into teaching is found to be 748, while those going at once into college are 880. One thousand one hundred normal training certificates were issued in June, 1916, and

this number will be increased substantially by present enrollment. From the standpoint of mere numbers of students involved and the service these high school normal trainers will render, no department of secondary education outranks it in importance today.

STATE AID. The \$750 aid is intended as a stimulus. It is not expected that the \$750 represent all the expense made for the normal training course, nor represent the effort made in its behalf by the school district. The main value of the normal training course lies in special service to the students who are preparing to teach. Using the figures for the total enrollment for the last semester of the school year 1915-16, the aid for Normal Training work gives \$3.80 per month for each student enrolled therein. This is virtually the per capita per month (\$3.50) for tuition stipulated by law to be paid by the home district when pupils attend an approved high school.

RESULTS. Operatives who have looked forward to their chosen work with a settled and serious purpose do better than those who enter late as a haphazard choice. The graduates of the Normal Training high school course do teach. Prior to August 1, 1915, a total of 1649 certificates were issued to Normal Trainers. One thousand one hundred eighty-eight of these were found teaching in rural schools during the past year, and 193 were employed in graded schools. A total of 1,381 out of a possible 1,649 were at work scattered quite generally over the state. The county superintendents and other supervisory officers who have carefully observed the work of these normal trainers are unanimous in their opinion that these teachers show a better grasp of the work and are better able to plan and execute school duties than untrained beginners. If 1,000 or more teachers can annually be secured from the Normal Training high schools, it will do much toward supplying teachers with some definite training for the rural school work.

EXTENSION OF THE NORMAL TRAINING WORK. The requirement for at least twelve weeks of special training for all who wish to enter the teachers' profession causes practically all communities to desire a Normal Training course in the local high school. This will relieve those who desire to teach from the necessity of going to summer school at some distant institution after completing the ordinary high school work. A greater force, however, is the feeling of worth with which such work is regarded. Schools are constantly making application for designation as Normal Training high schools.

RURAL AND CONSOLIDATED SCHOOLS.

J. A. WOODRUFF, INSPECTOR.

In reporting for this biennial period the progress and development of those educational interests that have to do with the education of the boy and girl who reside in rural communities, we are pleased that we are able to present facts that seem to vindicate the department in the confidence it placed in the consolidated school, as affording the one means of solving the vexing problem that confronts Iowa of bringing educational advantages to the boys and girls of the farm equal to those enjoyed by their city cousins.

At the time of making the last report eighty consolidated districts had been organized. To date (June 30, 1916) the number has been increased by more than one hundred and is now one hundred eighty-seven. No school that has ever completed its organization and transported children has reverted to the one-room school.

These one hundred eighty-seven schools are located in seventy different counties. This fact is of importance for the reason that if history is to repeat itself it means a much greater development in the future than in the past.

It has been the usual history of these schools that where one school has been established others soon follow in the immediate neighborhood. Buena Vista county, where the school at Marathon was established in 1902, is leading with sixty-five per cent of its area now organized and operating under the consolidated system. The counties of Buena Vista, Woodbury and Marshall have ten or more schools, and Dickinson, Clay, Marion, Delaware, Story, Mitchell, Polk, Harrison, Black Hawk, Mahaska, Franklin, Cerro Gordo, Emmet and Pocahontas each have from four to seven schools.

Not only has Iowa made great progress in the number of consolidated schools organized but the standard of the schools as compared with those in other states is very high.

Dr. A. E. Winship in writing of a recent visit to the consolidated school in Orange Township, Black Hawk county, says of this school, it is the best that he has seen between the two seas. While the Orange township school is above the average in the state, there are many others that compare very favorable with it and some of those having a small town as center are perhaps superior in certain particulars.

Recent reports indicate that there has been a tendency to increase the size of the districts, the average number of sections being twenty-four. Several districts have been organized with over forty sections and the district of Whiting in Monona county has over fifty sections. These latter districts are perhaps larger than should be encouraged, yet it is possible to so outline the boundaries of a district that an area of seventy-two sections may be included and have no point more than six miles from the center of the district, which is no greater than the distance from the center to the corner of a township. It should be an exceptional condition indeed that would warrant the establishment of a district with such boundaries that it will be necessary for any child to ride a greater distance than six miles.

The school year usually has been increased from eight to nine months. This means that about 35,000 boys and girls are getting a month more schooling than formerly, and this of better grade or quality.

High school advantages have been, or will be, provided in practically every instance. One hundred two schools that have reported to date show an average of thirty-five pupils per high school. If this average is maintained throughout the one hundred eighty-seven districts now organized, it means that 6,500 boys and girls in Iowa are now enrolled in these high schools. The average enrollment in these districts is 57% rural. If this percentage holds good for the high school, and it probably does, about 3,700 farm boys and girls are now securing a high school education and are at the home fire-side each night under the guidance and care of father and mother. This item is in itself worth all that it has cost the Commonwealth. The returns secured in the form of character, of manhood and womanhood, to the next generation, cannot be measured in dollars and cents.

These superior high school advantages are not only secured to the children of the consolidated districts, but neighboring communities have taken advantage of the closer proximity of these good schools and have used them to the extent that the one hundred two schools reporting show receipts for tuition in the amount of \$17,765.26. Only seventy-nine schools reported on this item of tuition, and for such schools as report the average per school was \$224.88.

Grade teachers' salaries average about five dollars per month better than are paid in the rural schools, while salaries for high

school teachers average about seventy dollars, not including superintendents. The average salary paid superintendents is \$1,024 and the highest salary, paid by the Milford district, is \$2,000.

The size of classes in the grades range from 21.07 pupils in the first grade to 14.59 in the eighth grade. The average number passing on into the ninth grade is 13.40. This insures life and inspiration in the grade work and when compared with the one and two pupil classes found in the one-room schools, the advantages become apparent. Above the ninth grade conditions are not normal as many of these schools are offering tenth and eleventh grade work to classes made up of such pupils as have been gathered in from neighboring districts where they were attending and paying tuition.

In material equipment the consolidated schools have more than kept pace with the improvement in organization. The districts reported to date show an expenditure of \$3,068,723.75 for building, grounds and equipment, and practically all represents expenditures made since July, 1913. The average cost of building is \$27,156.84. Expenditures for buildings by districts now organized will approximate another \$1,500,000 to \$2,000,000 before September 1, 1917. These buildings are modern throughout, having been planned by the best architects of this and adjoining states. In addition to adequate and proper heating, lighting and ventilating systems, and indoor toilets, a large assembly room has been provided for community center activities. This room serves also as a gymnasium for the school. Several schools have a small conservatory or hot house which serves as a part of the equipment for teaching agriculture. An equipment costing not less than five hundred dollars for giving instruction in Domestic Science, Manual Training and Agriculture is found in every state aid school, and in many districts the equipment used in teaching the industrial subjects has cost more than a thousand dollars.

In contrast with the one-room school, where often the county superintendent could carry off the whole equipment in his hat, we find the new rural school equipped as described in one of their reports to this Department with, "blocks, parquetry squares, scissors, beads, sticks, letters, construction paper, sand table, and three sets of supplementary readers," for the little folks, while the other grades are provided with maps, charts, suspended globe, drawing paper, supplementary readers for each grade, and complete library.

Add to the foregoing a high school equipment of the standard found in our best city schools and you have an average consolidated school ready for the business of making American citizens.

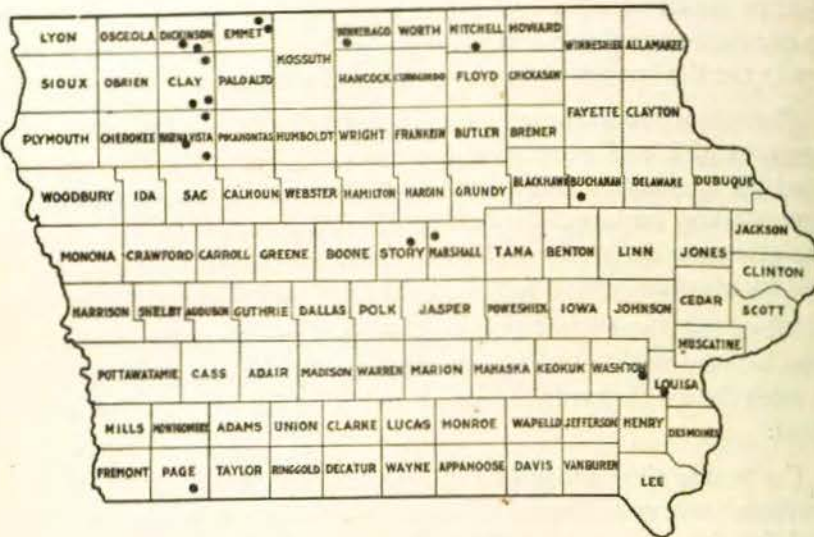
The school grounds are in keeping with the buildings. The average area of school grounds is five acres. A portion of this will be used for agriculture but a sufficient area will be reserved for play grounds and parking. Not a few districts have called into service the extension department of the Iowa State College of Agriculture and their grounds have been laid out by a landscape architect.

When the district includes a small town or village the most practical location for the site is near the limits of the village where there is room for ample grounds and where the school adjoins farm conditions.

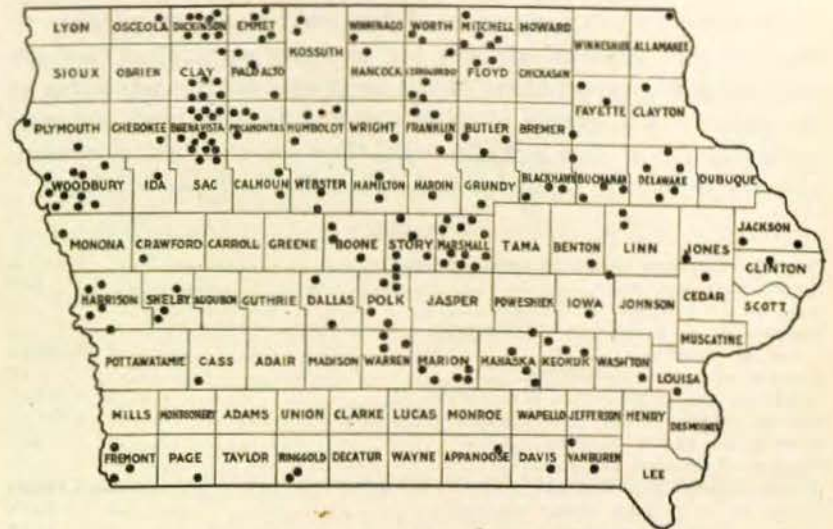
Up to this time about fifteen consolidated districts have erected teachers' cottages. Some have converted the old one-room school building into very commodious if not handsome quarters for both superintendent and teachers. In the Highview district in Buena Vista county dormer windows were inserted and the attic was converted into a splendid home for janitor and teachers. Other districts have erected entirely new buildings while others have purchased a building already erected. The indications are that in the near future we will see a large number of the consolidated districts providing a home for teachers and superintendent.

Of course all of this costs money but after the new building is erected and equipped and the patron sees the returns for the expenditures he is as happy as he is over his first automobile. As I heard one venerable and patriotic farmer say at the dedication of their new building: "It costs a good deal but what of it, we can afford ten dollars where our fathers could afford ten cents." As a matter of fact it does not mean as much to the average farmer as a fall of three cents per bushel in the price of corn.

The course of study outlined for these schools is so planned that it prepares for the life activities, particularly the activities of the farm, and at the same time it may be made to meet the requirement for unconditioned college entrance. The high school course requires that at least one year be given to the study of agriculture and another year to manual training or domestic science. In addition to the instruction in high school, one day each week must be given to industrial work during the seventh and eighth grade. But many



Consolidated school districts organized before June 30th, 1912

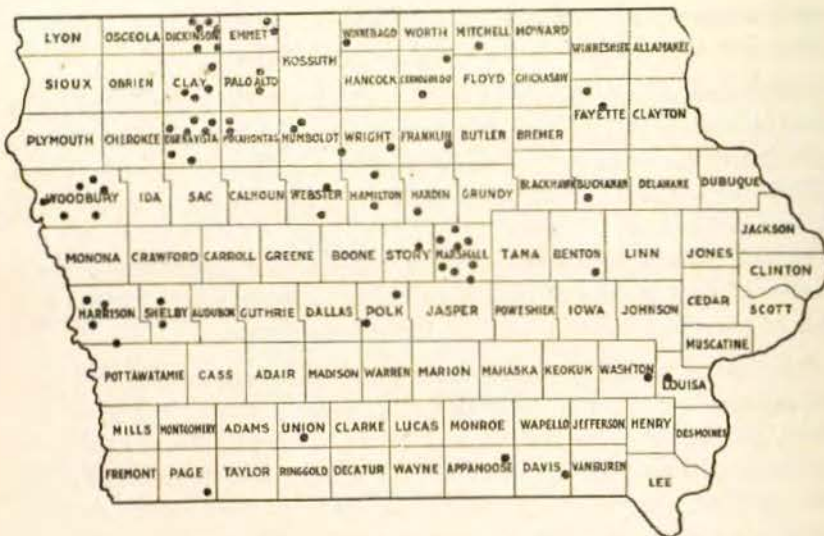


Consolidated school districts organized before June 30th, 1916

of the schools are not satisfied with this minimum requirement and are offering two and three years in each subject. Home project work is being encouraged and the future will see the ties between home and school strengthened as the result of this work.

Teachers in high school must have at least two years of college or normal school preparation beyond that of a standard high school, and all teachers of industrial subjects must have some special preparation for their work. One of the greatest difficulties is the securing of men with the vision requisite to the development of this type of school. Yet this difficulty is being met and as a whole we believe that they are above the average, and many of them are superior men. All are responsive to suggestions and anxious to cooperate. The superintendent is a big factor in the development of these schools. The work calls for big men and women and big men and women command good salaries. When employing a superintendent, school boards should remember that it is the last hundred or two hundred dollars added to a salary that pays for superiority.

Schools are giving more and more attention to community center activities. Parent-teachers associations, Mothers' clubs, lecture courses and community suppers and "bees" for school improvement are common. A number of schools are provided with phonographs and stereopticon, and some are planning the installation of moving picture machines.



Consolidated school districts organized before June 30th, 1914

The schools of the consolidated districts are not only doing all that has been expected of them but in many particulars they are surpassing the expectations of the most enthusiastic advocates of the system. The boards of these districts have in most instances made sacrifice of time and effort and they and their entire community are justified in taking pride in what they have accomplished.

AVERAGE.

Number of schools closed by consolidation.....	5
School days per year.....	179
Number of sections in district.....	24
Number of acres in school grounds.....	5
Value of building.....	\$ 27,156.84
Number of rooms in building.....	12
Total cost of maintenance last year.....	\$ 8,932.57
Interest on bonds for year 1915-1916.....	\$ 1,023.47
Number of pupils enrolled.....	180
Number of teachers employed.....	7
Salary of superintendent per year.....	\$ 1,048.23
Salary of other high school teachers.....	\$ 69.17
Salary of grade teachers.....	\$ 57.75
*Amount received for tuition last year.....	\$ 224.88
Number of pupils enrolled in eighth grade last year.....	16
Number of pupils failing to pass the eighth grade examination.....	3
Number of pupils enrolled in high school.....	35
Per cent of pupils from rural districts.....	57%

*From 79 schools.

PART II

STATISTICS

EDUCATIONAL BOARD OF EXAMINERS

Summary of State Certificates Issued Summary of Uniform County Certificates and Provisional Certificates Issued

1914-1915

SUMMARY OF STATE LICENSES ISSUED.

JULY 1, 1914-JUNE 30, 1915.

Kind of License	Diplomas and Certificates Issued			No. of failures
	Male	Female	Total	
State diploma				1
First Grade State Certificate:				
Examination—				
Original	2		2	8
Renewal	10	7	17	
Life Validation	15	25	40	
Graduation, Iowa Colleges—				
Original	168	334	442	
Renewal	10	83	93	
Life Validation	18	68	86	
Colleges of other states—				
Original	18	11	29	
Renewal				
Life Validation				
Certificates of other states—				
Original	13	12	25	
Renewal	1	3	4	
Life Validation	3	3	6	
Total First Grade State Certificates Issued.....	198	546	744	
Second Grade State Certificate:				
Examination—				
Original	6	6	12	30
Renewal	4	18	22	
Life Validation	7	26	33	
Graduation, I. S. T. C. and Normal Courses in Iowa Colleges—				
Original	14	315	329	
Renewal	2	51	53	
Life Validation	1	33	34	
Normal Schools of other states—				
Original	2	9	11	
Renewal				
Life Validation				
Certificates of other states—				
Original	12	72	84	
Renewal				
Life Validation	1	1	2	
Total Second Grade State Certificates Issued.....	49	531	580	
Third Grade State Certificate:				
Graduation—				
Iowa Colleges	41	33	74	
Normal Courses in Iowa Colleges.....	12	89	101	
Schools of other states.....	9	20	29	
Certificates of other states.....	23	58	81	
Total Third Grade State Certificates Issued.....	85	200	285	

SUMMARY OF STATE LICENSES ISSUED—CONTINUED.

JULY 1, 1914-JUNE 30, 1915.

Kind of License	Diplomas and Certificates Issued			No. of failures
	Male	Female	Total	
Rural School Certificate: Graduation, I. S. T. O.....		19	19	
Old Form State Certificate.....	8	7	15	
Primary State Certificate: Examination—				14
Original		15	15	
Renewal		34	34	
Life Validation		46	46	
Graduation—				
Original		11	11	
Renewal				
Life Validation		7	7	
Total Primary State Certificates Issued.....		113	113	
Special State Certificate: Examination—				4
Original		5	5	
Renewal		8	8	
Life Validation	1	2	3	
Graduation—				
Original	3	1	4	
Renewal				
Life Validation				
Total Special State Certificates Issued.....	4	16	20	
Total State Licenses Issued.....	344	1,432	1,776	

SUMMARY OF UNIFORM COUNTY AND PROVISIONAL CERTIFICATES ISSUED.

JULY 1, 1914-JUNE 30, 1915.

JUNE, JULY, OCTOBER AND JANUARY EXAMINATIONS.

	June	July	October	January
Special Uniform County Certificates.....	31	10	9	12
First Grade Uniform County Certificates.....	376	822	302	316
Second Grade Uniform County Certificates.....	2,333	3,108	1,447	1,500
Third Grade Uniform County Certificates.....	1,320	1,547	792	809
Provisional Certificates for special subjects.....	10	5	3	10
Provisional Certificates for general teaching.....	706	544	347	361
Applicants who received no certificate.....	1,872	837	636	815
Total number of applicants.....	6,648	6,803	3,506	3,973

TOTAL UNIFORM COUNTY AND PROVISIONAL CERTIFICATES ISSUED.

Special—	
Examination	62
Certificates of other states and record of training.....	203
Renewal	110
Life Validation	2
Total	377
First Grade—	
Examination	1,876
Renewal	1,066
Life Validation	200
Total	3,142
Second Grade—	
Examination	8,478
Renewal	2,202
Life Validation	40
Total	10,780
Third Grade—	
Examination	4,528
Renewal	171
Total	4,699
Provisional—	
Examination, June, July, October and January.....	1,986
Special examination	130
Certificates of other states and record of training.....	1,273
Total	3,389
Total Uniform County and Provisional Certificates Issued.....	22,386

COUNTY SUPERINTENDENTS—TERM 1915-1918.

County	Superintendent and Deputy	Terms Served	Annual Salary	Postoffice
Adair	Mrs. Mina Whittum		\$ 1,500	Greenfield
	Mrs. Laura M. Carl		480	
Adams	Mary C. Larson	2	1,500	Corning
Allamakee	Wilbur Lee Peck	4	1,500	Waukon
	J. E. Cassidy			
Appanoose	Janet Wilson		1,500	Centerville
	Laura Harter		200	
Audubon	Ella M. Stearns	4	1,500	Audubon
Benton	Linnie E. Schloeman	2	1,500	Vinton
Black Hawk	H. C. Moeller	1	2,000	Waterloo
	Nina Apfel		600	
Boone	Gracia E. Tucker	4	1,500	Boone
	Fan M. Hull		480	
Bremer	May E. Francis		1,500	Waverly
Buchanan	A. E. Jewett		1,500	Independence
	Yetta J. Vargason		585	
Buena Vista	A. E. Harrison		1,500	Storm Lake
	Louise Thatcher Harrison		300	
Butler	Benjamin Boardman	1	1,500	Allison
Calhoun	Jenette Lewis		1,500	Rockwell City
	Cora Corwin		600	
Carroll	George Galloway		1,500	Carroll
	Bertha Galloway		100	
Cass	Jennie M. Ward	2	1,500	Atlantic
Cedar	Mildred R. Yule		1,500	Tipton
Cerro Gordo	C. T. Benson	2	2,000	Mason City
	Eppie Brown	2	1,000	
Cherokee	Lew. McDonald	1	1,500	Cherokee
	Olive McDonald		600	
Chickasaw	Esther H. Swenumson	1	1,500	New Hampton
	Clara Adams		600	
Clarke	Bessie Hart	2	1,500	Oseola
	Blanche Ralph		240	
Clay	D. M. Odle		1,500	Spencer
	Ida Dubois		600	
Clayton	Carl F. Becker	1	1,500	Elkader
	Robert Grey		500	
Clinton	C. E. Cozzens		1,000	Clinton
	Mrs. C. E. Cozzens		540	
Crawford	F. N. Olry	2	1,500	Denison
	Anna Flynn		810	
Dallas	Carolyn E. Forgrave	3	1,500	Adel
	Fay Fidler		600	
Davis	Agnes McConnell	1	1,500	Bloomfield
Decatur	Mabel Horner	2	1,500	Leon
	Emma L. Long			
Delaware	F. P. Walker	1	1,500	Manchester
	Cecil Dutton		600	
Des Moines	Theresa Tiedemann	1	1,500	Burlington
	Julia Wiedemeir		540	
Dickinson	Jennie R. Balley	2	1,500	Spirit Lake
	Grace Austin		150	
Dubuque	Joseph Flynn		1,500	Dubuque
	Grace G. Maloy		600	
Emmet	Ida A. Davis	1	1,500	Fatherville
Payette	Belle Thorp Ocker	1	1,500	West Union
	Helen Clapp		600	
Floyd	Mary D. Korinke	1	1,500	Charles City
	Frieda Westphal		600	
Franklin	Harry J. Henderson		1,500	Hampton
	Josie E. Henderson		250	
Fremont	Mabel B. Jones	1	1,500	Sidney
	Bessie Gore		540	
Greene	H. C. Roelofs	1	1,500	Jefferson
	Kathleen Head		300	
Grundy	D. R. Earl	1	1,500	Grundy Center
	Mrs. D. R. Earl		600	
Guthrie	O. G. Hamilton	3	1,500	Guthrie Center
	Marie Hamilton		300	
Hamilton	E. F. Snow	2	1,500	Webster City
Hancock	I. R. Baggs	2	1,500	Garner
	Emma Fogue		600	

COUNTY SUPERINTENDENTS' REPORTS

1914-1915

COUNTY SUPERINTENDENTS—TERM 1915-1918—CONTINUED.

County	Superintendent and Deputy	Terms Served	Annual Salary	Postoffice
Hardin	Blanche Stoddard	1	1,500	Eldora
	Esther M. Gethman		600	
Harrison	Susie Tamislen-Faith	2	1,500	Logan
	Audrey Cronk		600	
Henry	Carolyn Campbell	1	1,500	Mt. Pleasant
Howard	Zina Fessenden	1	1,500	Cresco
	Rae Fessenden		600	
Humboldt	Clarence Messer	8	1,500	Humboldt
	Mrs. J. V. Lyle		450	
Ida	Wilson Jones	4	1,680	Ida Grove
Iowa	G. A. Yoakam		1,500	Marengo
	Helen Yoakam		600	
Jackson	E. R. Stoddard	3	1,500	Maquoketa
Jasper	Olive Shriner	2	1,500	Newton
Jefferson	June Chidester	2	1,500	Fairfield
Johnson	N. E. Hessenius		1,500	Iowa City
	Helen Plough		720	
Jones	Kate Maurice	4	1,500	Anamosa
	H. M. Harter		400	
Keokuk	Harry S. McVicker	3	1,500	Sigourney
Kossuth	William Shirley	1	1,500	Algona
	Mrs. Grace Shirley		685	
Lee	E. C. Lynn	5	1,500	Donnellson
Linn	A. B. Alderman	4	2,250	Marion
	Leta Cornelius		720	
Louisa	Izola M. Sweeny	2	1,500	Wapello
Lucas	Myrtle A. Dungan	2	1,500	Chariton
	Effie M. Dungan		600	
Lyon	E. T. Gilman	4	1,500	Rock Rapids
	Leona Gilman		400	
Madison	Carrle E. Ludlow	1	1,500	Winterset
Mahaska	Jessie L. Duboe		1,500	Oskaloosa
	Nellie Wray		600	
Marion	Mae Goldizen	1	1,500	Knoxville
	Mame Bridges		630	
Marshall	C. E. Shutt		1,500	Marshalltown
	Mrs. C. E. Shutt		600	
Mills	George E. Masters	3	1,600	Glenwood
Mitchell	C. W. Bond	1	1,500	Osage
Monona	Ella M. Gardner	2	1,500	Onawa
	Extra Help			
Monroe	Myrta Harlow	4	1,500	Albia
Montgomery	Elizabeth Hugus		1,500	Red Oak
Muscatine	E. D. Bradley	1	1,500	Muscatine
	May Cronin		600	
O'Brien	J. J. Billingsley	3	1,500	Pringhar
	Extra Help			
Oseola	Mary E. De Boos	2	1,500	Sibley
	Extra Help			
Page	Agnes Samuelson		1,500	Clarinda
	Blanche Walker		600	
Palo Alto	Margaret Ryan	1	1,500	Emmetsburg
	Nelle Laughlin		720	
Plymouth	Erna H. Plath		1,500	Le Mars
	Barbara Gaynor		360	
Pocahontas	Grace D. Bradshaw	1	1,500	Pocahontas
	Grace A. Eaton		600	
Polk	Pearl De Jarnette	1	2,000	Des Moines
	Anna Barnard		840	
Pottawattamie	F. J. Puryear	2	1,500	Council Bluffs
	Luella Brackett		900	
Poweshiek	Estelle Coon	3	1,500	Brooklyn
	Extra Help		600	
Ringgold	Louise Askren		1,500	Mt. Ayr
	Extra Help		200	
Sac	John R. Slacks	3	1,500	Sac City
	Mrs. L. E. Slacks		300	
Scott	Henry Ronge	3	1,800	Davenport
	Maude Moore		720	
Shelby	Rose M. Parker	2	1,500	Harlan
	Extra Help			
Sioux	F. E. Fuller	4	2,000	Orange City
	Inez Fuller		900	

COUNTY SUPERINTENDENTS—TERM 1915-1918—CONTINUED.

County	Superintendent and Deputy	Served Terms	Salary Annual	Postoffice
Story	Maude Wakefield	1	1,500	Nevada
	Nelle McNichols		900	
Tama	Mary A. Richards	2	1,500	Toledo
	Extra Help			
Taylor	Allie Nelson		1,500	Bedford
Union	Lora E. Lipsett	1	1,500	Creston
	Mabel Lipsett		420	
Van Buren	Lizzie V. Meredith	2	1,500	Keosauqua
	Vera F. McCullough		250	
Wapello	R. L. Gardner		1,500	Ottumwa
	Nadine Dingeman		720	
Warren	W. M. McGee	3	1,500	Indianola
	Gladys Howell		600	
Washington	Katherine Stichter		1,500	Washington
	Grace Conner		600	
Wayne	Mrs. Jennie L. Clark		1,500	Corydon
	Coy Gardner		480	
Webster	Anna A. Johnson		1,500	Fort Dodge
	Jessie G. Manchester		480	
Winnebago	Jessie M. Parker		1,500	Forest City
	Extra Help			
Winneshek	H. E. Miller	1	1,800	Decorah
	Karen Brandt		540	
Woodbury	T. B. Morris	3	2,000	Sioux City
	Faye Winfield		720	
Worth	Bella Landsrud	1	1,500	Northwood
	Esther Kraupa		600	
Wright	M. L. Howell	2	1,800	Clarion
	Gertrude M. Howell		780	

ABSTRACT [A]—CITIES, TOWNS AND

Counties	Schools				Teachers	
	Number sch- districts	Number rooms in rural schools	Number rooms in graded sections	Average number	Number Employed	
					Males	Females
Cities, towns and villages.....						
Rural districts.....	129	139	34	9	5	43
				8.8	15	206
Cities, towns and villages.....						
Rural districts.....	77	106	31	8.8	6	35
				8.2	6	156
Cities, towns and villages.....						
Rural districts.....	61	125	36	9	5	43
				7.7	4	172
Cities, towns and villages.....						
Rural districts.....	93	115	130	9	20	124
				7	32	198
Cities, towns and villages.....						
Rural districts.....	106	110	23	9	4	28
				8.2	9	148
Cities, towns and villages.....						
Rural districts.....	77	161	71	9.5	15	81
				8.7	18	224
Cities, towns and villages.....						
Rural districts.....	76	135	212	9	24	217
				8.1	19	168
Cities, towns and villages.....						
Rural districts.....	92	145	90	8.9	11	106
				8.1	14	208
Cities, towns and villages.....						
Rural districts.....	40	97	53	9	8	59
				7.8	8	138
Cities, towns and villages.....						
Rural districts.....	77	135	2	7.9	13	67
				8.4	11	177
Cities, towns and villages.....						
Rural districts.....	103	108	1	9.2	11	77
				7.6	11	132
Cities, towns and villages.....						
Rural districts.....	96	136	3	8.2	21	199
Cities, towns and villages.....						
Rural districts.....	130	132	62	9	9	83
				8.5	14	204
Cities, towns and villages.....						
Rural districts.....	102	124	63	9	12	69
				8.5	22	159
Cities, towns and villages.....						
Rural districts.....	139	139	76	9	11	80
				8.4	9	187
Cities, towns and villages.....						
Rural districts.....	4	51	9	12	7	70
				8	14	176
Cities, towns and villages.....						
Rural districts.....	109	130	4	144	9	22
				8.2	14	187
Cities, towns and villages.....						
Rural districts.....	121	129	51	9	13	58
				8.1	13	199
Cities, towns and villages.....						
Rural districts.....	53	106	2	48	9	8
				8	6	147
Cities, towns and villages.....						
Rural districts.....	78	102	25	8.0	5	32
				7.7	20	117

VILLAGES AND RURAL DISTRICTS.

Teachers		Pupils and Tuition							
		Number Months Employed		Average Compensation per month		No. of Persons Between the Ages of 5 and 21		No. of Persons of the Ages of 7 to 16 Years Inclusive	
Males	Females	Males	Females	Males	Females	Males	Females	Males	Females
45	284	\$121.31	\$ 28.42	683	715	419	328	2	2
65.75	1,061.5	46.22	49.38	1,055	1,028	1,068	1,000	11	9
54	309	89.65	60.23	517	461	353	328		
45	823.2	43.44	46.92	1,139	1,156	786	708	10	4
47	377	122.92	55.77	961	1,027	592	591	10	6
25	897	47.71	44.49	1,870	1,684	1,235	1,127	17	10
174	1,086	94.88	54.53	3,090	3,060	2,069	2,169	13	16
105	610.5	41.18	45.13	1,837	1,741	1,280	1,195	34	20
39	247	122.78	61.51	449	519	374	391	1	1
37	818	56.87	48.78	1,458	1,461	965	986		
135	725.5	103.51	60.61	1,624	1,777	1,139	1,292	18	20
83	1,291.25	44.42	47.42	1,909	1,635	1,222	1,061	26	15
218	1,006.5	117.84	68.14	5,354	5,601	3,592	3,100	16	18
103.5	981	51.22	50.01	1,870	1,680	1,233	1,156	4	10
99	886	127.42	59.21	2,257	2,056	1,451	1,425	5	5
75.2	1,083.5	49.66	45.77	1,974	1,885	1,320	1,360	34	18
72	506	116.00	60.51	1,121	1,232	660	750	8	2
42.25	692.5	45.22	40.18	1,459	1,389	1,028	970	13	7
106	571	102.75	56.41	1,002	1,153	658	681	4	1
97	1,002.7	50.90	46.75	1,657	1,604	1,081	1,084	16	12
99	689	112.77	59.67	1,408	1,439	865	980	15	7
42	764.9	47.27	45.48	1,252	1,061	835	729	20	15
99	322	109.22	59.34	955	1,016	618	672	5	5
97.25	991.75	48.34	47.49	1,825	1,543	1,305	1,095	28	33
77	741	117.24	59.09	1,152	1,152	762	763	4	
60	974	50.76	46.02	1,457	1,248	995	906	16	10
99	615	111.91	62.19	1,022	1,707	1,024	1,022	15	5
138	821.5	50.92	47.28	1,759	1,670	1,193	1,122	15	20
95	671	119.12	60.75	1,327	1,429	854	832	6	1
73	1,074.8	49.01	46.45	1,589	1,431	1,084	975	19	13
100	591	100.22	58.61	1,947	1,969	719	685	9	8
65	958	48.06	46.56	1,514	1,341	1,010	944	24	12
190	1,392	93.94	64.22	2,453	2,554	1,575	1,505	2	10
62.5	979	43.14	51.70	1,300	1,236	841	868	2	4
117	499.5	102.30	64.45	1,133	1,125	746	765		3
49.5	989.9	57.71	48.25	1,287	1,168	959	894	16	7
73	415.5	100.83	58.53	976	979	601	589	2	1
38	795.5	44.06	47.35	1,564	1,392	1,047	1,021	92	62
43.5	286.5	92.50	60.49	503	522	328	335	6	10
107.5	666.2	50.88	46.45	1,144	1,045	774	681	1	9

ABSTRACT [A]—CITIES, TOWNS AND VILLAGES

Counties	Schools				Teachers	
	Number sub-districts	Number rooms in rural schools	Number rooms in graded schools	Average number	Number Employed	
					Males	Females
CLAY			29	9	8	36
Cities, towns and villages			38	8.4	15	139
Rural districts	1	81				
CLAYTON			84	9	18	74
Cities, towns and villages		3		8.1	24	140
Rural districts	140	161				
CLINTON			147	9.3	21	164
Cities, towns and villages				8.8	12	161
Rural districts	132	156				
CRAWFORD			63	9.1	13	70
Cities, towns and villages				8.6	13	211
Rural districts	168	167				
DALLAS			96	9	19	108
Cities, towns and villages				8.4	22	178
Rural districts	138	137				
DAVIS			33	8.4	9	30
Cities, towns and villages		2		6.3	30	82
Rural districts	33	91				
DECATUR			75	9	17	73
Cities, towns and villages				7.7	17	114
Rural districts	66	110				
DELAWARE			46	8.9	10	53
Cities, towns and villages		3		8.7	8	162
Rural districts	114	129				
DES MOINES			148	9.4	19	155
Cities, towns and villages		3		8.9	7	88
Rural districts	27	81				
DICKINSON			31	8.9	7	34
Cities, towns and villages		3		8.4	8	75
Rural districts	58	58				
DUBUQUE			134	9.8	19	164
Cities, towns and villages		15		8.3	3	121
Rural districts	66	112				
EMMET			27	9	4	43
Cities, towns and villages		7		8.4	8	74
Rural districts	70	69				
FAYETTE			97	8.9	15	116
Cities, towns and villages		5		8	13	196
Rural districts	100	155				
FLOYD			74	9.3	10	70
Cities, towns and villages				8.3	5	143
Rural districts	101	111				
FRANKLIN			88	8.8	10	54
Cities, towns and villages		1		8.4	13	190
Rural districts	91	126				
PREMONT			62	8.7	10	65
Cities, towns and villages				8.6	12	161
Rural districts	102	122				
GREENE			60	9	10	56
Cities, towns and villages				8	15	174
Rural districts	124	134				
GRUNDY			44	9	11	41
Cities, towns and villages				8.2	15	163
Rural districts	66	119				
GUTHRIE			55	9	11	63
Cities, towns and villages				8.2	42	212
Rural districts	134	141				
HAMILTON			81	9	11	66
Cities, towns and villages				7.8	17	169
Rural districts	96	122				

AND RURAL DISTRICTS—CONTINUED.

Teachers				Pupils and Tuition					
Number Months Employed		Average Compensation per month		No. of Persons Between the Ages of 5 and 21		No. of Persons of the Ages of 7 to 16 Years Inclusive		No. of Persons 7 to 16 Years Not Attending School	
Males	Females	Males	Females	Males	Females	Males	Females	Males	Females
72	324	111.98	60.96	627	781	402	484	9	7
97.5	916.5	76.23	50.07	1,535	1,407	1,019	922		
162.5	665	105.77	57.21	1,401	1,535	958	1,038	16	6
174.7	1,103.7	46.43	47.22	2,309	2,043	1,479	1,332	20	28
198.5	1,524.5	115.42	66.71	4,008	4,325	2,459	2,622	32	26
83	1,260.5	46.02	47.13	1,985	1,852	1,432	1,313	56	53
117.5	634	127.06	60.90	1,385	1,446	887	934	1	1
62.7	1,294	52.39	46.67	1,819	1,630	1,263	1,165	20	25
171	958	108.77	61.54	1,861	2,001	1,157	1,202	1	5
120.5	1,032.5	47.43	48.19	1,652	1,634	1,127	1,061	21	30
63	249	85.14	56.61	712	704	415	441	1	2
185	390	47.73	46.80	1,374	1,180	862	836	19	8
123	621	91.08	61.70	1,188	1,249	665	691	4	5
97	744	49.54	46.75	1,587	1,454	1,096	1,007	21	16
90	460.2	99.12	56.75	1,010	1,142	633	687	16	12
54	991.8	48.95	46.77	1,851	1,821	1,270	1,235	40	31
175	1,460	135.11	68.27	3,342	3,224	1,847	1,969		
50	628	54.52	48.76	1,285	1,210	841	788		
60	286	137.60	66.46	647	644	461	425	11	5
62.5	562	81.62	48.62	1,054	914	690	612	6	3
187	1,607	139.14	62.24	6,300	6,600	4,107	4,300	4	6
19	924	72.95	47.49	2,322	2,287	1,479	1,379	14	10
36	387	119.70	65.85	851	889	515	525	10	14
53	586	60.56	50.31	941	819	696	617	20	15
128.7	934.3	99.10	61.94	2,282	2,244	1,763	1,337	12	7
78.7	1,156.7	43.69	46.53	2,026	1,885	1,335	1,279	45	46
88	647	103.20	62.40	1,196	1,256	815	877	12	18
28.5	914	54.57	46.72	1,208	1,183	842	854	10	11
82.5	437	93.73	52.47	923	972	623	655	2	7
57.5	951	49.78	47.31	1,557	1,407	1,049	1,006	14	7
77	557	118.10	57.12	1,060	1,103	626	660	17	9
67	967	53.30	46.94	1,655	1,602	1,014	1,070	8	9
90	495.6	109.78	58.56	940	957	554	611	4	6
67.7	1,010.2	48.37	46.81	1,273	1,256	981	987	9	6
98.5	365	96.67	58.10	600	603	474	482	26	34
76.3	866.4	54.70	52.16	1,386	1,315	946	884	41	40
100	567	94.09	58.04	893	971	648	685	8	6
186	933	47.84	45.58	1,746	1,532	1,217	1,066	7	8
99	594	123.68	68.87	1,455	1,591	887	960	57	56
82	841.7	51.81	49.39	1,502	1,462	1,012	1,046	13	13

ABSTRACT [A]—CITIES, TOWNS AND VILLAGES

Counties	Schools				Teachers	
	Number sub-districts	Number rooms in rural schools	Number rooms in graded schools	Average number	Number Employed	
					Males	Females
HANCOCK						
Cities, towns and villages			45	9	6	48
Rural districts	127	128		8.1	5	158
HARDIN						
Cities, towns and villages			76	8.9	16	100
Rural districts	71	120		7.7	13	161
HARRISON						
Cities, towns and villages		2	97	9	21	88
Rural districts	105	135		8.6	11	169
HENRY						
Cities, towns and villages			70	8.6	11	70
Rural districts	32	95		7.9	14	128
HOWARD						
Cities, towns and villages			28	9	6	31
Rural districts	33	102		8.4	2	132
HUMBOLDT						
Cities, towns and villages		1	63	8.9	10	58
Rural districts	75	88		8.2	6	120
IDA						
Cities, towns and villages			39	9	7	45
Rural districts	98	98		8.3	3	154
IOWA						
Cities, towns and villages			62	9.3	6	60
Rural districts	76	136		8.6	30	176
JACKSON						
Cities, towns and villages			69	9.9	11	63
Rural districts	103	141		8.4	10	150
JASPER						
Cities, towns and villages		2	83	9	15	101
Rural districts	143	171		8.5	22	225
JEFFERSON						
Cities, towns and villages			60	9	14	51
Rural districts	68	92		7.8	10	125
JOHNSON						
Cities, towns and villages			78	9	15	71
Rural districts	114	162		8.2	15	223
JONES						
Cities, towns and villages		1	80	9	10	63
Rural districts	60	125		8.2	13	150
KEOKUK						
Cities, towns and villages			91	9	16	90
Rural districts	24	120		7.8	17	142
KOSSUTH						
Cities, towns and villages			75	9	11	73
Rural districts	210	202		5	18	269
LEE						
Cities, towns and villages			100	9	19	115
Rural districts	47	102		3	4	118
LIN						
Cities, towns and villages			310	9.3	23	326
Rural districts	106	166		2	12	216
LOUISA						
Cities, towns and villages			53	9	13	55
Rural districts	56	76		8.3	10	97
LUCAS						
Cities, towns and villages			54	9	4	50
Rural districts	32	89		7.7	12	107
LYON						
Cities, towns and villages			49	9	10	53
Rural districts	94	130		8.3	12	145

AND RURAL DISTRICTS—CONTINUED.

Teachers				Pupils and Tuition					
Number Months Employed		Average Compensation per month		No. of Persons Between the Ages of 5 and 21		No. of Persons of the Ages of 7 to 16 Years Inclusive		No. of Persons 7 to 16 Years Not Attending School	
Males	Females	Males	Females	Males	Females	Males	Females	Males	Females
54	431	109.91	59.95	874	955	497	552	14	6
38	908.5	51.71	47.53	1,572	1,435	1,100	1,047	9	10
134.5	884.5	118.33	60.69	1,844	1,803	1,103	1,073	17	15
71	833.5	53.70	49.99	1,426	1,285	1,016	914	18	8
187	784	103.04	58.09	1,981	1,918	1,219	1,257	25	7
59.5	1,061	52.42	49.45	1,919	1,773	1,388	1,294	16	6
95	628	105.88	61.21	1,206	1,254	806	815	11	21
63.5	682.7	45.32	46.67	1,297	1,197	817	746	9	6
54	279	105.83	63.52	793	805	396	431		2
14	797	51.14	45.55	1,473	1,317	1,022	961	28	25
81	479	104.01	57.89	856	890	537	570	6	2
39	781.8	71.86	47.95	1,183	1,070	758	702	36	30
63	405	111.74	59.75	657	732	409	438	5	5
17	785	41.11	48.14	1,030	889	667	621	9	3
55	547	133.35	58.98	857	965	522	563		
197.5	900.5	41.53	48.17	2,026	1,908	1,309	1,300	4	2
99.5	572	105.02	58.32	1,206	1,183	804	767	15	2
50	1,079	43.50	46.20	1,991	1,784	1,242	1,145	8	
125	890.5	118.91	61.44	1,864	1,964	1,214	1,279	5	7
113.3	1,360.4	52.98	47.99	2,128	2,025	1,494	1,508	42	35
117	457	98.33	61.13	986	1,012	644	657	2	7
54	669	48.41	47.55	1,333	1,284	898	957	16	2
135	639	84.75	61.96	1,504	1,558	947	912		
84	1,211	46.60	46.64	2,240	1,925	1,365	1,206	25	33
90	567	115.72	53.34	1,331	1,333	846	839	7	9
47.7	921.7	49.08	47.95	1,631	1,532	1,066	1,061	20	19
143	805	94.18	60.97	1,613	1,666	1,026	1,013	18	16
94	774	53.09	47.15	1,544	1,400	1,011	919	17	17
99	657	110.61	61.76	1,440	1,483	915	942	1	1
88.3	1,557.3	47.24	47.37	2,741	2,454	1,764	1,677	53	41
171	1,053	126.80	65.93	3,341	3,507	1,919	1,942	32	33
26.5	728	43.08	48.78	1,598	1,492	1,017	976	1	1
212	3,019	107.47	72.25	6,988	7,498	4,451	4,522	10	8
62	1,326.7	47.70	45.36	2,473	2,340	1,530	1,494	12	4
117	495	92.44	59.35	983	947	655	643	18	14
55.5	578.7	49.88	48.72	1,026	925	653	605	17	16
36	450	111.67	58.41	980	903	631	594		
72.2	614.3	49.25	47.14	1,386	1,251	925	846	9	6
84	465	108.63	59.49	839	1,033	657	656	4	3
81	992	49.28	46.09	1,747	1,495	1,175	1,028	21	14

ABSTRACT (A)—CITIES, TOWNS AND VILLAGES

Counties	Schools				Teachers	
	Number sub-districts	Number schools in rural schools	Number rooms in graded schools	Average number	Number Employed	
					Male	Female
MADISON						
Cities, towns and villages	1	40	8.8	10	41	
Rural districts	101	121	8.3	25	30	
MAHANKA						
Cities, towns and villages		100	8.5	15	26	
Rural districts	71	137	8.1	15	20	
MARION						
Cities, towns and villages	12	101	8.9	19	26	
Rural districts	31	124	7.8	25	19	
MAIRSHALL						
Cities, towns and villages	5	158	9.3	29	130	
Rural districts	83	100	8.1	9	145	
MILLS						
Cities, towns and villages		50	9	8	16	
Rural districts	39	84	8.8	2	104	
MITCHELL						
Cities, towns and villages	5	47	8.9	12	47	
Rural districts	90	96	7.8	4	16	
MONONA						
Cities, towns and villages	1	66	9	11	70	
Rural districts	118	140	8.4	6	106	
MONROE						
Cities, towns and villages	1	76	8.9	10	67	
Rural districts	61	102	7.9	11	223	
MONTGOMERY						
Cities, towns and villages	1	61	9	11	79	
Rural districts	83	102	8	9	128	
MUSCATINE						
Cities, towns and villages	1	101	9.7	11	122	
Rural districts	67	87	6.8	7	113	
O'BRIEN						
Cities, towns and villages	2	60	9	13	75	
Rural districts	125	133	8.9	5	147	
OSCEOLA						
Cities, towns and villages		28	9	2	27	
Rural districts	90	10	4.2	9	228	
PAGE						
Cities, towns and villages	7	120	9.2	24	113	
Rural districts	69	112	8.7	6	124	
PALO ALTO						
Cities, towns and villages		20	9	5	17	
Rural districts	112	112	8.2	9	124	
PLYMOUTH						
Cities, towns and villages	7	81	9	8	71	
Rural districts	104	104	8.8	4	128	
POCAHONTAS						
Cities, towns and villages	2	56	9	13	14	
Rural districts	117	117	8.2	21	124	
POLK						
Cities, towns and villages		62	9.5	65	20	
Rural districts	65	112	8.9	9	20	
POTTAWATTAMIE						
Cities, towns and villages	9	200	9	24	20	
Rural districts	119	227	8.8	21	20	
POWESHIEK						
Cities, towns and villages		91	9	10	20	
Rural districts	114	111	8.2	21	10	
RINGGOLD						
Cities, towns and villages		45	8.8	19	8	
Rural districts	66	122	8.2	18	12	

AND RURAL DISTRICTS—CONTINUED.

Teachers				Pupils and Tuition					
Number Months Employed		Average Compensation per month		No. of Persons Between the Ages of 9 and 21		No. of Persons of the Ages of 7 to 16 Years Inclusive		No. of Persons 7 to 16 Years Not Attending School	
Male	Female	Male	Female	Male	Female	Male	Female	Male	Female
59	271	39.44	36.56	707	872	454	466	2	4
32	942.5	47.90	46.51	1,528	1,383	1,008	929	10	12
104.7	626.8	112.70	61.25	5,436	5,445	2,472	1,488	13	18
59	1,054.2	52.30	51.50	2,219	2,082	1,464	1,449	9	18
102	888	56.41	56.78	2,180	2,000	1,419	1,364	48	52
143.2	756.3	31.77	49.50	1,708	1,071	1,155	1,163	17	24
101	1,342.7	105.29	64.47	2,000	2,260	1,971	1,907	120	124
26.3	879	60.29	48.85	1,294	1,145	840	807	19	13
67.5	471	110.45	60.01	908	1,051	970	992		3
14	719	51.07	50.37	1,006	1,132	906	766	22	32
100	200	100.54	35.21	1,050	1,134	697	746	15	9
21.5	627.7	48.37	44.23	1,000	1,071	693	676	26	27
65	600	108.18	61.18	1,511	1,108	783	748		3
35.5	1,911.2	48.55	46.60	1,795	1,521	1,144	1,097	10	17
30	801	62.63	55.10	1,603	1,715	909	953	20	9
94	815	48.10	47.29	2,283	2,346	1,000	1,017	20	20
96.5	629	111.23	60.79	1,978	1,941	826	815	8	2
47.5	783	51.06	48.00	1,108	1,070	730	715		
36	1,134	114.96	65.04	2,430	2,461	1,426	1,441	54	53
22.5	755.5	60.90	48.60	1,315	1,163	878	884	22	20
116.5	620.9	117.64	62.18	1,283	1,263	834	908	2	1
20.5	1,115	52.21	48.40	1,978	1,447	1,025	980	5	11
37	242	119.26	61.85	472	453	297	281	2	2
47	667	63.32	47.21	1,123	1,088	774	764	12	6
204	1,025	105.90	61.34	1,980	1,979	1,255	1,213	11	5
29	965	36.27	49.21	1,500	1,320	927	950	6	17
78	511	107.15	57.14	1,000	1,109	827	775	4	6
49	836.5	66.07	48.80	1,400	1,107	807	823	51	20
22	675	124.13	59.44	209	877	429	432	15	21
22	1,558	49.22	49.80	2,000	1,792	1,192	1,121	16	11
52	322	105.23	60.54	1,065	1,080	698	729	24	14
62	594	43.88	47.17	1,082	1,269	922	831	18	13
604.5	1,726.5	119.21	86.75	13,742	13,939	8,432	7,835	25	22
64.2	1,526.5	54.80	51.92	1,571	2,414	1,804	1,864	20	23
216	2,191.9	121.92	60.22	5,032	5,632	3,331	3,292	40	20
118	1,842.2	22.40	48.15	2,850	2,099	1,260	1,807	24	22
248.5	710	56.14	62.07	1,400	1,497	844	860	2	2
69.7	962.9	67.24	47.20	1,554	1,343	1,035	952	8	5
99	411	56.28	50.00	701	720	458	480	2	2
101	850	48.20	46.24	1,448	1,267	963	866	9	12

REPORT OF THE
ABSTRACT [A]—CITIES, TOWNS AND VILLAGES

Counties	Schools				Teachers	
	Number sub-districts	Number rooms in rural schools	Number rooms in graded schools	Average number	Number Employed	
					Males	Females
SAC						
Cities, towns and villages			59	9	12	61
Rural districts	114	129	8.3	12	12	167
SCOTT						
Cities, towns and villages			269	9.9	46	269
Rural districts	77	95	11	9.1	4	110
SHELBY						
Cities, towns and villages			37	8.0	9	45
Rural districts	122	122	4	8.1	15	175
SIoux						
Cities, towns and villages		1	69	9.1	14	82
Rural districts	170	172	8.8	8	8	174
STORY						
Cities, towns and villages		4	133	8.9	23	130
Rural districts	95	116	7.3	12	12	159
TAMA						
Cities, towns and villages			67	9	12	71
Rural districts	93	165	8.5	20	20	200
TAYLOR						
Cities, towns and villages			71	8.9	10	62
Rural districts	89	115	8.1	19	19	142
UNION						
Cities, towns and villages			88	9	10	77
Rural districts	86	97	8.3	13	13	121
VAN BUREN						
Cities, towns and villages		13	55	8.8	11	59
Rural districts	55	90	7.3	14	14	123
WAPELLO						
Cities, towns and villages			133	9.4	20	169
Rural districts	54	102	8	7	7	102
WARREN						
Cities, towns and villages		1	70	9	17	64
Rural districts	41	113	8.1	22	22	128
WASHINGTON						
Cities, towns and villages			70	9	14	73
Rural districts	41	119	8	14	14	148
WAYNE						
Cities, towns and villages			76	9	14	62
Rural districts	93	116	7.3	27	27	111
WEBSTER						
Cities, towns and villages		7	108	5.9	17	137
Rural districts	128	157	12	8.2	10	241
WINNEBAGO						
Cities, towns and villages		2	53	8.8	7	58
Rural districts	69	81	6.9	8	8	93
WINNESHIEK						
Cities, towns and villages			55	9.2	11	48
Rural districts	102	134	7.1	11	11	169
WOODBURY						
Cities, towns and villages		13	333	9	48	368
Rural districts	110	149	2	9	2	143
WORTH						
Cities, towns and villages			37	8.8	7	26
Rural districts	88	89	7.3	3	3	95
WRIGHT						
Cities, towns and villages		2	72	9	12	83
Rural districts	122	120	8.5	10	10	172
Totals for cities, towns and villages		159	8,355	9.2	1,353	8,720
Totals for rural districts	9,127	12,110	295	8.6	1,295	15,443
Totals for the State	9,127	12,269	8,650	8.8	2,628	24,163

AND RURAL DISTRICTS—CONTINUED.

Teachers				Pupils and Tuition					
Number Months Employed		Average Compensation per month		No. of Persons Between the Ages of 5 and 21		No. of Persons of the Ages of 7 to 16 Years Inclusive		No. of Persons 7 to 16 Years Not Attending School	
Males	Females	Males	Females	Males	Females	Males	Females	Males	Females
108	542	103.55	60.30	993	1,125	544	720	9	7
68	1,014	59.33	45.77	1,352	1,334	919	953	23	11
456	2,656	145.37	60.83	6,874	6,061	3,291	3,092	6	7
25.5	920	52.05	52.20	1,902	1,607	1,242	1,109	7	5
78	405	100.19	60.47	957	1,054	613	673	11	10
75.5	944.5	52.85	47.58	1,618	1,466	1,044	955	13	8
118.5	748.2	117.74	61.60	1,876	1,892	1,161	1,165	14	24
46.5	1,345	51.40	46.67	2,512	2,217	1,681	1,487	14	2
200	1,146	120.74	57.53	2,236	2,377	1,430	1,500	4	5
63	848	49.83	50.25	1,347	1,328	969	898	25	31
106	628	111.78	61.82	1,232	1,363	775	869	10	3
85	1,222	59.39	49.85	1,953	1,773	1,306	1,227	29	27
81.5	546.5	103.62	60.01	1,012	1,051	655	628	12	9
90.7	824	46.82	47.11	1,412	1,374	964	952	5	5
84	690	108.58	58.42	1,538	1,492	956	801	12	6
76	707	43.55	47.83	922	894	628	609	35	18
88	511.5	105.97	51.78	998	1,028	638	660	6	-----
71	577.3	45.66	45.65	1,190	1,091	787	720	13	10
182	1,547	116.52	66.52	4,024	4,054	2,216	2,187	100	60
45	758.5	53.96	48.03	1,733	1,567	1,175	1,095	34	16
147.5	547	86.46	58.61	1,154	1,240	760	821	5	2
110	728.6	55.55	49.13	1,547	1,456	1,028	986	7	9
122	616.5	95.68	62.48	1,382	1,359	774	901	5	9
61.5	887	52.01	47.86	1,593	1,437	1,064	976	16	12
124	552	98.90	58.46	1,224	1,269	701	715	19	20
169.7	629.8	49.47	46.91	1,368	1,292	849	825	-----	3
143	1,121	138.17	69.00	3,208	3,234	1,694	1,695	18	8
49.5	1,317.5	50.75	45.67	1,984	1,958	1,392	1,367	16	8
53	493.5	115.00	60.03	1,003	1,066	652	731	5	5
36	539	47.02	46.21	1,222	1,100	831	777	6	6
100.5	412	95.46	61.85	1,266	1,402	834	870	9	7
55.5	843	47.04	47.42	2,241	2,186	1,424	1,334	49	47
432	3,246	135.25	75.48	9,122	9,257	5,117	5,105	187	183
18	1,215	59.00	47.80	1,504	1,419	990	957	-----	-----
62	232	96.53	56.61	505	494	302	332	1	-----
22	607.5	45.52	46.82	1,253	1,231	868	867	21	8
107	751	110.36	60.66	1,664	1,815	978	1,101	-----	-----
51	992	47.60	48.47	1,455	1,317	889	822	34	33
11,782.9	78,969.1	\$ 110.75	\$ 65.66	181,213	186,190	112,072	113,350	1,453	1,263
6,911.9	91,063.7	\$ 52.37	\$ 44.03	161,651	149,138	107,366	101,184	1,930	1,598
18,694.8	170,032.8	\$ 89.17	\$ 54.07	342,864	335,328	219,438	214,534	3,383	2,861

ABSTRACT [A]—CITIES, TOWNS AND

Counties	Pupils and Tuition				Non-resident	
	No. enrolled in each corporation	Previously enrolled in another district or corporation this year	Total average daily attendance in the whole corporation	Average cost of tuition per mo. for each pupil	Below 9th Grade	
					No.	Amount received
ADAIR						
Cities, towns and villages	1,175	61	1,003.5	2.92	59	\$ 587.17
Rural districts	2,466	165	1,517.3	4.04	53	56.00
ADAMS						
Cities, towns and villages	1,033	3	821	3.24	25	346.81
Rural districts	1,880	110	1,262.5	3.93	13	3.75
ALLAMAKEE						
Cities, towns and villages	1,348	1	1,049	2.77	39	523.05
Rural districts	2,450	100	1,549	3.50	29	302.55
APPANOOSE						
Cities, towns and villages	5,298	30	4,269	1.95	174	1,320.14
Rural districts	3,086	95	2,056	2.42	29	80.00
AUDUBON						
Cities, towns and villages	968	8	744	2.85	24	326.79
Rural districts	2,140	59	1,494	3.68		
BENTON						
Cities, towns and villages	2,744	39	2,343	2.47	123	1,508.08
Rural districts	2,559	120	1,813	4.03	85	891.43
BLACK HAWK						
Cities, towns and villages	7,566	128	6,088	2.87	23	150.50
Rural districts	2,668	215	1,713	3.13	37	166.25
BOONE						
Cities, towns and villages	3,060	88	3,068	2.37	81	1,530.23
Rural districts	3,185	297	2,127	3.99	25	140.41
BREMER						
Cities, towns and villages	1,872	106	1,440	3.01	59	822.32
Rural districts	2,020	209	1,250	3.46	65	899.06
BUCHANAN						
Cities, towns and villages	2,065	78	1,669	2.82	65	706.30
Rural districts	2,579	156	1,738	3.58	16	325.43
BUENA VISTA						
Cities, towns and villages	2,340	48	1,977.2	2.93	44	560.21
Rural districts	1,582	96	1,118.1	4.44	28	175.80
BUTLER						
Cities, towns and villages	1,836	48	1,506	2.84	127	1,144.71
Rural districts	2,766	293	1,840	3.43	21	
CALHOUN						
Cities, towns and villages	2,429	59	1,928	3.04	118	1,713.40
Rural districts	2,066	71	1,338	4.28	4	41.74
CARROLL						
Cities, towns and villages	2,115	228	1,721	3.18	58	729.09
Rural districts	1,987	298	1,347	3.99		
CASS						
Cities, towns and villages	2,524	142	2,163	2.67	95	1,072.04
Rural districts	2,345	139	1,581	4.02	4	25.00
CEDAR						
Cities, towns and villages	1,876	59	1,908	3.08	120	1,309.87
Rural districts	2,075	139	1,434	4.19	2	85.46
CERRO GORDO						
Cities, towns and villages	4,294	353	3,555	3.20	31	277.03
Rural districts	2,154	210	1,462	4.54	59	38.25
CHEROKEE						
Cities, towns and villages	1,891	50	1,640	2.99	36	345.80
Rural districts	1,818	86	1,315	4.78		
CHICKASAW						
Cities, towns and villages	1,305	47	1,109	3.18	107	397.92
Rural districts	2,339	204	1,226.2	4.02	25	89.97
CLARKE						
Cities, towns and villages	1,099	38	910.7	2.63	16	113.00
Rural districts	1,868	119	1,232	3.84	15	78.63
CLAY						
Cities, towns and villages	1,241	46	1,048	2.94	10	188.75
Rural districts	2,390	101	1,665	3.81	33	25.00

VILLAGES AND RURAL DISTRICTS.

Pupils and Tuition		General				
9th Grade and Above		No. of schoolhouses	Value of schoolhouses	Value of apparatus	No. of volumes in the libraries	Rooms in which effects of stimulants and narcotics are taught
No.	Amount received					
144	\$ 2,825.74	8	\$ 91,000.00	\$ 2,850.00	3,252	81
138		138	183,000.00	3,891.00	6,293	138
115	2,854.31	7	61,800.00	1,235.00	2,210	23
		104	53,075.00	2,970.00	2,324	102
111	3,541.91	8	119,700.00	4,250.00	4,409	81
		125	82,880.00	8,033.00	5,977	123
182	4,480.87	20	259,750.00	16,485.00	5,089	110
		114	58,495.00	3,084.00	1,659	91
89	2,721.46	4	94,500.00	1,140.00	1,518	22
		107	71,975.00	1,968.00	5,189	110
140	4,232.57	17	228,050.00	14,475.00	5,555	68
		162	71,485.00	6,713.00	11,731	163
123	1,887.78	26	831,500.00	181,250.00	9,508	208
		133	89,000.00	8,035.00	8,987	131
147	4,203.76	17	257,700.00	6,574.00	8,422	78
		141	91,485.00	6,782.00	9,997	144
136	3,530.23	11	148,000.00	3,825.00	5,255	46
		97	54,750.00	6,582.00	7,884	93
195	6,018.15	16	196,100.00	7,065.00	4,657	49
		131	71,110.00	5,790.00	7,443	133
106	1,896.78	11	102,500.00	10,225.00	9,107	51
		108	56,756.00	6,335.00	12,001	104
182	4,053.09	12	159,500.00	5,125.00	5,436	45
		135	82,720.00	6,046.00	8,241	131
213	3,720.29	14	200,200.00	13,374.00	5,806	50
		130	65,275.00	2,862.00	13,245	130
92	2,543.32	14	169,700.00	8,161.00	6,698	63
		122	61,916.00	7,918.00	4,355	122
246	6,448.08	13	213,800.00	4,635.00	4,471	65
		139	69,700.00	4,088.00	9,964	137
167	4,329.17	15	159,500.00	4,837.00	3,900	44
		130	84,280.00	6,863.00	6,316	124
129	3,258.27	24	611,050.00	21,700.00	2,814	119
		124	71,646.00	8,094.00	8,879	131
106	2,735.98	11	136,100.00	5,860.00	8,543	39
		136	80,855.00	5,388.00	15,611	129
116	2,576.93	12	115,400.00	5,185.00	3,907	42
		107	47,605.00	4,249.00	5,522	105
127	3,524.98	6	69,000.00	1,200.00	1,389	24
		101	43,650.00	2,700.00	3,230	102
99	3,638.59	8	147,500.00	4,500.00	2,885	26
		96	104,420.00	9,460.00	8,986	116

ABSTRACT [A]—CITIES, TOWNS AND VILLAGES

Counties	Pupils and Tuition				Non-resident	
	No. enrolled in each corporation	Previously enrolled in another district or corporation this year	Total average daily attendance in the whole corporation	Average cost of tuition per mo. for each pupil	Below 9th Grade	
					No.	Amount received
CLAYTON						
Cities, towns and villages.....	2,413	47	2,004	3.06	90	1,216.00
Rural districts.....	3,066	66	2,085	3.65	21	130.83
CLINTON						
Cities, towns and villages.....	5,241	264	4,314	3.09	43	493.89
Rural districts.....	2,934	270	1,990	3.63	74	73.62
CRAWFORD						
Cities, towns and villages.....	2,147	40	1,066	3.55	65	412.95
Rural districts.....	2,971	201	1,635	4.59	1	4.00
DALLAS						
Cities, towns and villages.....	3,636	46	3,060	2.81	182	2,461.24
Rural districts.....	2,979	85	1,686	3.77	2	39.93
DAVIS						
Cities, towns and villages.....	1,233	14	875	2.52	31	297.20
Rural districts.....	2,175	81	1,674	2.71	29	45.28
DECATUR						
Cities, towns and villages.....	2,489	75	1,977	2.79	96	743.92
Rural districts.....	2,489	272	1,617	3.14	47	457.13
DELAWARE						
Cities, towns and villages.....	1,744	25	1,415.1	2.75	53	334.72
Rural districts.....	2,310	148	1,442	3.89	32	
DES MOINES						
Cities, towns and villages.....	4,953	57	4,233	3.09	22	324.87
Rural districts.....	1,852	140	1,159	3.23	4	14.95
DICKINSON						
Cities, towns and villages.....	1,157	81	808.3	3.38	8	32.50
Rural districts.....	1,007	208	1,000.6	3.61	14	
DUBUQUE						
Cities, towns and villages.....	4,705	43	3,783	3.40	8	87.77
Rural districts.....	2,011	56	1,303	4.15	40	147.01
EMMET						
Cities, towns and villages.....	1,621	15	1,295	2.57	5	
Rural districts.....	1,001	136	994	3.99	3	
FAYETTE						
Cities, towns and villages.....	3,562	111	2,885	2.75	56	467.20
Rural districts.....	2,926	315	1,911.6	3.67	24	171.50
FLOYD						
Cities, towns and villages.....	2,048	14	1,823	2.91	23	353.15
Rural districts.....	1,751	89	1,308	4.07	9	171.77
FRANKLIN						
Cities, towns and villages.....	1,677	59	1,367	2.53	33	578.30
Rural districts.....	2,311	112	1,544	3.71	22	89.51
FREMONT						
Cities, towns and villages.....	1,929	52	1,600	2.94	110	1,065.39
Rural districts.....	2,437	191	1,586	3.57	18	209.52
GREENE						
Cities, towns and villages.....	1,774	49	1,423	3.04	80	1,005.31
Rural districts.....	2,304	187	1,478	4.25	17	22.50
GRUNDY						
Cities, towns and villages.....	1,312	8	1,150	3.94	57	1,093.00
Rural districts.....	2,066	117	1,452	4.16	46	108.04
GUTHRIE						
Cities, towns and villages.....	2,101	58	1,766	2.69	73	644.19
Rural districts.....	2,627	56	1,790	3.50	1	
HAMILTON						
Cities, towns and villages.....	2,307	25	1,882	3.14	77	1,007.95
Rural districts.....	2,309	60	1,594	3.70	6	130.20
HANCOCK						
Cities, towns and villages.....	1,536	55	1,239	2.85	23	431.38
Rural districts.....	2,270	138	1,497	3.84	30	33.70
HARDIN						
Cities, towns and villages.....	3,151	105	2,510	3.01	145	1,601.48
Rural districts.....	2,108	137	1,412.6	4.11	19	45.75

AND RURAL DISTRICTS—CONTINUED.

Pupils and Tuition		General				
9th Grade and Above		No. of schoolhouses	Value of schoolhouses	Value of apparatus	No. of volumes in the libraries	Rooms in which effects of stimulants and narcotics are taught
No.	Amount received					
198	6,657.95	20	182,250.00	6,900.00	7,919	66
		162	87,320.00	7,250.00	8,191	151
96	2,873.13	30	477,800.00	7,725.00	5,083	125
		155	111,025.00	10,757.00	12,651	154
74	1,478.26	13	163,500.00	7,267.00	5,739	53
		167	96,810.00	10,055.00	7,297	158
255	6,314.33	20	738,500.00	9,670.00	7,326	91
		138	73,050.00	4,162.00	9,633	137
26	492.50	11	51,225.00	11,000.00	1,078	35
		91	44,960.00	2,434.00	2,201	91
204	5,028.90	13	129,443.00	6,300.00	3,952	62
1	5.00	110	53,580.00	3,780.00	3,236	110
121	4,438.80	15	116,850.00	4,400.00	1,713	37
		130	72,150.00	6,906.00	10,229	110
138	3,443.17	20	379,000.00	34,785.00	2,378	117
		82	83,565.00	5,337.00	3,756	83
65	1,690.35	5	181,000.00	7,700.00	3,494	26
15	40.50	64	111,040.00	4,537.00	6,207	75
12	848.90	35	593,450.00	7,585.00	9,814	120
		113	84,745.00	7,028.00	5,641	112
50	1,608.12	13	167,400.00	3,430.00	3,650	34
		69	39,725.00	3,516.00	10,626	77
155	3,488.74	24	351,825.00	10,036.00	11,864	56
		158	77,000.00	7,911.00	13,081	156
52	774.80	10	288,000.00	6,650.00	3,700	30
		112	82,000.00	6,953.00	10,160	116
74	2,494.18	20	164,440.00	4,590.00	3,833	47
2	63.00	125	66,900.00	6,660.00	7,094	129
190	4,443.62	11	136,000.00	5,575.00	8,908	48
29	635.25	116	71,000.00	5,439.00	7,430	121
142	3,200.10	9	185,000.00	3,059.00	3,619	39
		133	61,875.00	4,339.00	5,567	122
83	1,521.00	10	76,500.00	5,795.00	2,818	30
		118	72,650.00	5,491.00	4,747	114
129	2,190.24	13	159,500.00	3,410.00	4,271	57
		141	62,100.00	2,651.00	4,870	139
72	1,285.15	12	175,500.00	6,740.00	2,565	64
		121	75,565.00	6,487.00	6,932	120
96	2,688.11	9	112,300.00	5,190.00	5,055	42
		127	80,780.00	7,406.00	9,988	129
179	4,617.75	19	303,500.00	6,750.00	7,921	65
		120	61,637.00	5,179.00	6,470	119

ABSTRACT [A]—CITIES, TOWNS AND VILLAGES

Counties	Pupils and Tuition				Non-resident	
	No. enrolled in each corporation	Previously enrolled in another district or corporation this year	Total average daily attendance in the whole corporation	Average cost of tuition per mo. for each pupil	Below 9th Grade	
					No.	Amount received
HARRISON						
Cities, towns and villages	3,584	88	2,935	2.43	79	1,140.90
Rural districts	2,842	176	1,832	3.56	13	72.93
HENRY						
Cities, towns and villages	2,276	43	1,812	2.98	82	941.56
Rural districts	1,913	148	1,349	3.25	6	
HOWARD						
Cities, towns and villages	987	28	880	2.96	29	721.30
Rural districts	1,969	193	1,218	3.62	24	283.25
HUMBOLDT						
Cities, towns and villages	1,688	69	1,347.3	3.02	128	1,974.27
Rural districts	1,679	80	1,152	4.27	38	364.54
IDA						
Cities, towns and villages	1,194	2	1,063	3.26	32	545.65
Rural districts	1,543	70	1,005	4.65	13	222.40
IOWA						
Cities, towns and villages	1,731	56	1,460	2.97	159	1,434.24
Rural districts	2,745	201	1,824	3.28	30	52.38
JACKSON						
Cities, towns and villages	1,892	2	1,582	3.04	60	539.75
Rural districts	2,437	12	1,740	3.56	2	37.50
JASPER						
Cities, towns and villages	3,381	20	2,791.4	2.78	80	1,448.52
Rural districts	3,397	115	2,391	3.54	31	260.82
JEFFERSON						
Cities, towns and villages	1,810	22	1,550	2.84	36	384.00
Rural districts	2,084	138	1,408	3.12	32	77.61
JOHNSON						
Cities, towns and villages	2,249	15	2,041	2.77	39	741.99
Rural districts	2,838	139	1,984	3.71	17	292.96
JONES						
Cities, towns and villages	2,221	42	1,878	2.51	63	448.05
Rural districts	2,154	121	1,520	3.29	25	117.57
KEOKUK						
Cities, towns and villages	2,967	207	2,370	2.90	123	1,309.25
Rural districts	2,309	260	1,503	3.54	56	124.75
KOSSUTH						
Cities, towns and villages	2,234	166	1,881	3.04	77	653.82
Rural districts	3,639	227	2,254	4.32	56	53.00
LEE						
Cities, towns and villages	4,336	13	3,543	2.79	48	425.61
Rural districts	2,923	48	1,456	3.28	8	31.00
LINN						
Cities, towns and villages	10,518	103	8,646	2.97	152	2,626.97
Rural districts	3,246	233	2,303	3.29	15	202.05
LOUISA						
Cities, towns and villages	1,780	29	1,534	2.91	88	813.80
Rural districts	1,488	155	1,051	3.54	11	88.39
LUCAS						
Cities, towns and villages	1,825		1,585	2.16	99	358.96
Rural districts	2,178	234	1,498	2.81	23	231.83
LYON						
Cities, towns and villages	1,588	43	1,290	3.17	52	984.66
Rural districts	2,378	107	1,489	4.04	21	282.20
MADISON						
Cities, towns and villages	1,570	17	1,279	2.61	56	632.12
Rural districts	2,451	133	1,600	3.09		
MAHASKA						
Cities, towns and villages	3,428	414	2,820	2.61	63	735.15
Rural districts	3,334	119	2,163	3.21		
MARION						
Cities, towns and villages	3,777	112	2,769	2.68	103	371.10
Rural districts	2,789	188	1,796	3.30	33	410.53

AND RURAL DISTRICTS—CONTINUED.

Pupils and Tuition		General				
9th Grade and Above		No. of schoolhouses	Value of schoolhouses	Value of apparatus	No. of volumes in the libraries	Rooms in which effects of stimulants and narcotics are taught
No.	Amount received					
254	3,711.94	18	154,400.00	8,728.00	5,995	60
		133	76,815.00	7,072.00	5,491	132
165	4,936.79	15	170,000.00	4,654.00	4,344	57
		94	61,215.00	3,735.00	5,865	94
66	1,883.65	7	90,500.00	2,880.00	5,237	17
		102	55,175.00	3,876.00	5,518	100
110	3,535.04	12	129,950.00	4,101.00	5,150	46
8	140.00	93	50,680.00	5,135.00	11,430	100
90	4,353.29	7	106,200.00	6,490.00	4,670	39
		99	56,300.00	3,511.00	7,565	98
197	4,592.46	11	141,500.00	10,685.00	6,905	51
		133	89,870.00	6,631.00	9,074	129
152	3,538.73	13	145,000.00	3,870.00	5,019	50
		138	75,230.00	6,346.00	3,474	136
192	6,327.79	21	246,500.00	5,220.00	4,566	75
8	223.00	169	141,505.00	3,282.00	6,046	161
182	4,956.91	9	199,200.00	4,825.00	3,867	36
		92	61,300.00	4,581.00	4,710	91
124	4,292.50	13	392,000.00	9,642.00	14,316	63
		130	93,195.00	7,895.00	12,385	137
129	1,318.25	14	176,200.00	3,066.00	4,019	73
		126	72,475.00	7,208.00	11,111	121
285	6,692.48	22	195,100.00	7,705.00	8,794	69
		120	68,200.00	3,900.00	6,531	114
163	4,077.96	13	179,100.00	6,050.00	5,866	54
		207	102,735.00	11,004.00	12,947	196
69	1,672.36	21	603,800.00	6,975.00	4,716	98
12	330.75	104	71,250.00	4,905.00	5,025	99
392	9,700.57	45	1,373,897.00	106,875.00	9,242	296
		166	118,617.00	5,783.00	12,947	168
167	3,503.63	13	127,200.00	4,823.00	5,636	47
		75	47,010.00	3,504.00	4,807	76
105	2,707.51	7	176,000.00	2,409.00	1,700	40
		89	53,705.00	3,550.00	6,302	89
91	2,564.05	10	80,500.00	7,310.00	4,865	42
		130	77,300.00	5,776.00	5,726	129
191	4,342.30	10	84,770.00	2,325.00	1,816	40
		133	76,265.00	6,944.00	4,943	131
144	2,713.44	16	283,200.00	9,900.00	3,687	100
		132	86,240.00	3,807.00	4,237	134
179	2,213.34	28	171,300.00	4,870.00	4,563	76
		123	65,985.00	5,165.00	5,209	124

ABSTRACT [A]—CITIES, TOWNS AND VILLAGES

Counties	Pupils and Tuition				Non-resident	
	No. enrolled in each corporation	Previously enrolled in another district or corporation this year	Total average daily attendance in the whole corporation	Average cost of tuition per no. for each pupil	Below 9th Grade	
					No.	Amount received
MARSHALL						
Cities, towns and villages	4,784	80	3,779	2.92	109	1,258.08
Rural districts	1,929	153	1,308	3.90	79	389.41
MILLS						
Cities, towns and villages	1,911	106	1,408	2.81	49	469.49
Rural districts	1,537	186	1,200	3.33	91	109.68
MITCHELL						
Cities, towns and villages	1,847	38	1,177	3.71	39	491.45
Rural districts	1,511	216	979	3.51	40	131.24
MONONA						
Cities, towns and villages	2,002	28	1,755	3.09	141	2,502.57
Rural districts	2,430	166	1,574	3.91	2	24.40
MONROE						
Cities, towns and villages	2,976	38	2,447	1.91	39	751.00
Rural districts	3,905	271	2,558	2.14	66	23.69
MONTGOMERY						
Cities, towns and villages	2,281	72	1,947	2.75	28	269.38
Rural districts	1,723	219	1,202	4.11	30	200.50
MUSCATINE						
Cities, towns and villages	3,407	33	2,866	3.09	84	1,019.83
Rural districts	1,962	107	1,305	3.42	41	756.02
O'BRIEN						
Cities, towns and villages	2,232	---	1,907	3.19	64	907.07
Rural districts	2,168	111	1,451	4.08	6	---
OSCEOLA						
Cities, towns and villages	747	100	620	3.27	44	310.83
Rural districts	1,766	87	1,072	4.04	10	182.96
PAGE						
Cities, towns and villages	3,570	1,231	2,925.7	3.00	106	1,162.15
Rural districts	2,070	215	1,321	3.83	52	73.70
PALO ALTO						
Cities, towns and villages	1,741	108	1,370	3.00	72	548.38
Rural districts	21.73	185	1,379	3.57	7	---
PLYMOUTH						
Cities, towns and villages	1,969	22	1,424	3.82	71	1,329.05
Rural districts	2,567	106	1,691.7	4.59	31	198.00
POCAHONTAS						
Cities, towns and villages	1,692	55	1,329	3.50	160	494.00
Rural districts	1,865	165	1,248.9	4.21	12	63.05
POLK						
Cities, towns and villages	21,659	54	17,068	3.51	198	3,510.89
Rural districts	4,219	284	2,769	2.76	74	290.97
POTTAWATTAMIE						
Cities, towns and villages	8,649	43	7,102.9	2.78	129	1,296.64
Rural districts	4,240	151	2,669.9	4.03	---	---
POWESHIEK						
Cities, towns and villages	2,567	96	2,168	3.01	125	1,015.40
Rural districts	2,313	115	1,653	3.70	7	56.50
RINGGOLD						
Cities, towns and villages	1,562	67	1,257	2.89	70	663.40
Rural districts	2,216	179	1,426	3.71	29	117.28
SAC						
Cities, towns and villages	1,940	28	1,634	2.86	73	1,220.52
Rural districts	2,058	114	1,438	4.22	13	280.22
SCOTT						
Cities, towns and villages	8,486	52	6,845	3.70	99	1,468.71
Rural districts	2,623	121	1,813	2.69	44	271.69
SHELBY						
Cities, towns and villages	1,612	19	1,284	2.80	69	1,047.15
Rural districts	2,205	152	1,419	4.25	16	104.32
SIoux						
Cities, towns and villages	2,281	85	1,741.4	3.77	59	925.47
Rural districts	3,141	197	2,210	3.83	46	424.52

AND RURAL DISTRICTS—CONTINUED.

Pupils and Tuition		General				
9th Grade and Above		No. of schoolhouses	Value of schoolhouses	Value of apparatus	No. of volumes in the libraries	Rooms in which effects of stimulants and narcotics are taught
No.	Amount received					
119	3,537.26	27	541,200.00	7,365.00	6,173	146
4	---	101	61,425.00	4,575.00	6,191	103
139	3,785.43	11	99,300.00	2,725.00	3,513	50
84	---	84	60,050.00	2,540.00	8,217	85
141	3,854.59	19	137,500.00	8,535.00	7,689	42
83	---	83	45,825.00	5,943.00	8,867	78
145	3,487.97	13	147,800.00	4,790.00	5,926	66
---	---	138	69,775.00	4,585.00	5,300	139
84	3,422.95	14	340,600.00	4,225.00	3,063	76
---	---	105	69,646.00	4,848.00	2,875	115
184	2,530.02	12	239,500.00	4,384.00	3,747	62
---	---	162	57,836.00	6,135.00	6,804	102
129	6,193.90	16	277,500.00	4,290.00	4,781	68
---	---	87	67,173.00	4,189.00	3,507	91
139	3,224.35	9	195,500.00	11,500.00	7,410	44
---	---	133	81,265.00	9,470.00	17,183	128
48	823.90	4	83,000.00	2,522.00	2,024	28
1	26.25	89	45,850.00	5,255.00	9,065	91
284	7,546.70	27	197,400.00	21,750.00	6,653	115
---	---	116	71,175.00	6,341.00	9,681	111
78	1,848.13	13	83,800.00	7,600.00	5,489	44
---	---	113	74,865.00	6,599.00	14,887	110
99	1,488.00	16	216,600.00	7,133.00	5,746	71
---	---	164	96,580.00	10,048.00	11,920	169
175	5,145.24	14	99,300.00	5,090.00	5,960	42
---	---	121	56,800.00	7,255.00	11,304	114
238	9,417.09	79	4,463,000.00	341,550.00	2,857	612
---	---	135	108,505.00	7,797.00	6,816	138
297	4,317.59	37	673,900.00	19,635.00	7,381	209
---	---	219	124,750.00	19,581.00	11,475	227
193	6,809.44	14	250,600.00	19,080.00	5,136	78
---	---	130	91,431.00	5,731.00	6,779	123
171	3,119.14	10	113,400.00	4,240.00	3,250	36
---	---	122	68,430.00	4,815.00	3,023	119
168	5,313.24	10	132,600.00	4,700.00	6,079	46
---	---	130	54,255.00	4,934.00	9,925	125
118	4,178.67	27	1,289,400.00	14,260.00	3,544	167
---	---	100	134,650.00	7,801.00	9,138	105
98	2,788.77	12	116,300.00	5,521.00	4,987	37
---	---	123	87,430.00	4,303.00	10,729	126
79	1,839.79	16	170,600.00	8,700.00	9,230	60
---	---	169	163,310.00	12,165.00	11,357	162

ABSTRACT [A]—CITIES, TOWNS AND VILLAGES

Counties	Pupils and Tuition					Non-resident	
	No. enrolled in each corporation	Previously enrolled in another district or corporation this year	Total average daily attendance in the whole corporation	Average cost of tuition per 100. for each pupil	Below 9th Grade		
					No.	Amount received	
STORY							
Cities, towns and villages	4,006	130	3,279	2.85	150	1,649.71	
Rural districts	2,052	125	1,499	3.85	8	45.00	
TAMA							
Cities, towns and villages	2,428	38	2,090	2.69	118	900.80	
Rural districts	2,762	213	1,940	3.91	15	32.50	
TAYLOR							
Cities, towns and villages	2,113	58	1,731	2.67	147	1,420.54	
Rural districts	2,307	192	1,516	3.51	25	109.35	
UNION							
Cities, towns and villages	2,734	141	2,186	2.51	64	1,008.84	
Rural districts	1,512	82	1,022	4.41	3		
VAN BUREN							
Cities, towns and villages	2,024	123	1,630	2.48	202	2,024.28	
Rural districts	1,748	133	1,232	3.27	28	15.97	
WAPELLO							
Cities, towns and villages	6,242	91	5,020	2.63	111	1,613.71	
Rural districts	2,646	309	1,724	2.86	34	210.04	
WARREN							
Cities, towns and villages	2,395	44	1,980	2.52	109	1,221.97	
Rural districts	2,340	245	1,579	3.27	46	174.16	
WASHINGTON							
Cities, towns and villages	2,414	32	1,955	2.85	100	1,086.80	
Rural districts	2,316	247	1,621	3.50	37	79.46	
WAYNE							
Cities, towns and villages	2,399	8	1,954	2.53	141	1,761.13	
Rural districts	2,174	134	1,519	3.44	9	69.00	
WEBSTER							
Cities, towns and villages	4,236	22	3,419	3.19	62	758.44	
Rural districts	3,057	85	2,000	3.82	18	537.10	
WINNEBAGO							
Cities, towns and villages	1,761	70	1,462	2.78	53	665.57	
Rural districts	1,673	78	1,072	3.59			
WINNESHIEK							
Cities, towns and villages	1,499	32	1,090	3.49	29	307.31	
Rural districts	2,387	125	1,504	3.96	17	30.00	
WOODBURY							
Cities, towns and villages	11,837		9,507	3.54			
Rural districts	2,494	12	1,550	4.22			
WORTH							
Cities, towns and villages	913	30	724	3.01	12	133.05	
Rural districts	1,793	133	1,211	3.33	1	28.00	
WRIGHT							
Cities, towns and villages	2,692	106	2,290	2.82	43	626.45	
Rural districts	2,175	38	1,522	3.92	3		
Totals for cities, towns and villages	288,067	7,674	231,509.2	\$ 3.00	7,471	\$ 88,498.48	
Totals for rural districts	231,356	15,141	156,622.7	\$ 3.47	2,348	\$ 13,028.27	
Totals for the State	522,423	22,715	391,131.9	\$ 3.17	9,819	\$ 101,526.75	

AND RURAL DISTRICTS—CONTINUED.

Pupils and Tuition		General				
9th Grade and Above		No. of schoolhouses	Value of schoolhouses	Value of apparatus	No. of volumes in the libraries	Rooms in which effects of stimulants and narcotics are taught
No.	Amount received					
257	4,452.65	30	389,100.00	16,025.00	5,866	118
		117	65,750.00	4,803.00	6,351	116
142	3,005.17	12	250,300.00	6,875.00	5,496	55
		164	129,503.00	7,041.00	8,365	100
221	6,104.84	13	150,150.00	4,845.00	3,007	55
		115	67,425.00	3,388.00	4,604	101
177	5,144.74	14	287,200.00	3,310.00	5,505	85
		97	48,075.00	2,285.00	2,977	95
180	2,331.00	17	119,675.00	3,955.00	4,097	30
		95	41,285.00	1,990.00	2,568	85
126	5,004.02	21	515,500.00	25,675.00	5,042	131
		95	88,710.00	6,544.00	9,788	102
221	4,218.78	17	120,500.00	4,555.00	3,620	60
		113	72,050.00	4,356.00	4,559	111
217	7,128.85	15	182,200.00	3,295.00	7,181	44
		117	79,821.00	6,448.00	11,049	117
189	5,179.82	11	121,600.00	6,627.00	5,881	45
		116	47,679.00	2,515.00	4,597	113
90	3,608.40	24	475,000.00	9,100.00	6,777	113
		163	95,870.00	7,059.00	15,396	164
95	2,718.26	11	95,500.00	5,210.00	2,225	43
		81	46,700.00	4,165.00	4,021	81
49	892.27	13	92,000.00	3,230.00	4,163	21
		128	71,535.00	6,068.00	8,190	96
	3,307.19	52	1,863,700.00	21,785.00		333
	39.50	149	90,500.00	10,155.00		142
85	539.32	8	89,194.00	2,330.00	5,690	27
		88	44,480.00	5,140.00	6,265	87
198	6,145.98	13	254,300.00	11,783.00	6,562	59
		127	62,230.00	5,918.00	10,143	125
13,948	\$ 364,353.84	1,602	\$ 29,029,760.00	\$ 1,346,308.00	555,003	7,274
115	\$ 2,704.67	12,079	\$ 7,431,971.00	\$ 669,363.00	709,288	11,902
14,063	\$ 367,058.51	13,681	\$ 37,061,740.00	\$ 1,915,701.00	1,264,291	10,176

ABSTRACT [A-1]—REPORTS OF

Counties	Corporations			Directors			Schools			
	Sub-districts	School townships	Independent city, town and village corporations	Rural independent districts	School townships	Independent city, town and village	Rural independent	Number rooms in rural schools	Number rooms in graded schools	Average number months taught
Adair	129	15	5	10	130	25	30	189	34	8.9
Adams	77	9	5	27	81	25	81	106	31	8.5
Allamakee	61	9	8	63	64	40	189	125	36	8.2
Appanoose	93	13	11	22	91	55	66	115	130	8.4
Audubon	106	12	4		108	20		110	23	8.8
Benton	77	10	11	87	80	55	261	161	74	8.9
Black Hawk	76	10	6	60	76	30	180	135	212	8.8
Boone	62	11	9	49	92	45	147	146	90	8.6
Bremer	40	6	9	58	40	45	174	97	53	8.4
Buchanan	77	9	10	52	83	50	156	137	70	8.7
Buena Vista	103	14	8	5	89	15	15	109	62	8.6
Butler	96	11	10	39	97	50	117	136	62	8.6
Calhoun	130	16	10		133	50		132	62	8.8
Carroll	102	14	11	15	110	55	45	124	68	8.8
Cass	139	15	8	9	127	40	27	139	76	8.7
Cedar	99	12	14	31	98	64	93	134	51	8.8
Cerro Gordo	109	13	3	22	100	15	66	134	144	8.7
Cherokee	121	15	8	7	123	40	21	129	53	8.6
Chickasaw	53	5	9	49	55	34	86	107	48	8.5
Clarke	78	9	4	24	78	20	72	102	25	8.2
Clay	81	14	4		81	20		81	67	8.7
Clayton	140	18	16	19	146	80	57	164	84	8.4
Clinton	132	17	13	23	141	71	60	156	147	9.1
Crawford	168	20	12		171	60		167	63	8.8
Dallas	138	13	14	21	112	70	63	137	96	8.8
Davis	33	5	9	57	37	43	171	93	33	7.1
DeCATUR	66	9	10	44	71	50	132	110	75	8.4
Delaware	114	14	9	16	114	45	48	132	49	8.8
Des Moines	27	6	6	54	39	32	102	84	150	9.3
Dickinson	58	9	1		58	5		61	47	8.6
Dubuque	66	9	11	41	67	66	125	127	139	9.4
Emmet	70	10	2		72	10		76	36	8.7
Fayette	100	12	13	65	100	65	195	160	97	8.6
Floyd	101	12	5	11	104	25	33	111	79	8.8
Franklin	91	11	8	36	91	40	90	127	38	8.6
Fremont	102	11	8	11	100	40	35	122	71	8.7
Greene	124	14	8	9	134	40	27	134	60	8.5
Grundy	66	8	9	53	68	45	159	119	44	8.6
Guthrie	134	15	9	6	137	45	18	141	55	8.5
Hamilton	96	14	9	24	97	45	72	122	81	8.4
Hancock	127	16	9		131	45		128	45	8.6
Hardin	71	8	12	45	71	54	135	120	76	8.7
Harrison	105	16	10	24	105	50	72	137	97	8.9
Henry	32	4	10	61	34	50	183	95	70	8.5
Howard	93	11	4	7	93	26	21	102	28	8.6
Humboldt	75	8	12	10	68	60	30	89	76	8.6
Ida	98	12	5		101	25		98	39	8.6
Iowa	76	10	7	58	76	35	174	136	62	8.8
Jackson	103	14	9	37	107	45	111	141	69	8.7
Jasper	143	16	15	29	142	69	87	173	92	8.7
Jefferson	68	9	6	23	68	30	69	92	60	8.4

COUNTY SUPERINTENDENTS.

Teachers—Number, Employment, Compensation, Examination Necessary											
Number Employed		Total Number Months Employed		Average No. Mo's Employed		Average Compensation Per Month		Certificates Issued		Number teachers necessary	
Male	Female	Male	Female	Male	Female	Male	Female	Male	Female		
20	249	110.7	1,445.5			\$ 71.42	\$ 51.44	11	213		186
12	190	99	1,132.3			68.64	50.58	12	173		
9	215	72	1,274			96.81	47.83	11	153	170	
52	232	329	1,636.5			72.61	51.15	60	228	250	
13	176	73	1,005			89.23	51.64	7	91	139	
33	305	220	1,086.7			80.68	52.25	17	184	258	
43	385	321.5	2,937.5			96.39	62.09	28	209	428	
25	366	174.2	1,969.5			93.85	51.82	12	256	255	
16	197	114.3	1,198.5			89.93	52.13	18	173	147	
24	264	173	1,623.7			83.25	50.15	17	179	214	
22	269	141	1,453.9			93.28	52.75	12	173	195	
31	249	187.3	1,513.7			77.60	51.58	20	126	199	
23	287	137	1,715			88.12	51.66	10	179	219	
34	219	237	1,436.5			76.38	53.67	55	134	189	
20	267	168	1,745.8			88.66	51.95	23	276	212	
26	246	165	1,549			79.73	51.40	19	124	203	
36	319	252.5	2,281			82.14	58.06	3	156	290	
26	257	166.5	1,489.4			89.05	53.68	2	105	192	
14	192	111	1,211			83.37	51.19	16	210	161	
25	149	151	932.7			63.16	50.63	41	134	139	
23	175	169.5	1,240.5			91.19	52.91	9	101	145	
42	214	337.2	1,768.4			74.52	50.99	35	155	290	
33	323	281.5	2,794			94.87	57.82	17	204	341	
26	281	180.3	1,928			101.01	51.56	13	251	243	
41	286	291.5	1,990.5			83.41	54.61	27	195	260	
45	112	248	639			56.87	50.62	60	84	128	
34	187	220	1,365			72.77	53.55	20	160	190	
18	215	144	1,452			80.25	49.94	7	199	187	
26	243	225	2,088			117.20	62.40	15	148	265	
15	109	122.5	848			109.04	54.62	7	64	114	
22	285	206	2,531			133.04	56.86	8	383	290	
12	117	89	973			84.48	56.49	4	104	123	
28	306	207.5	2,091			78.10	53.41	22	310	274	
15	213	116.5	1,561			91.31	53.22	12	185	182	
23	244	140	1,388			75.08	48.93	9	104	177	
22	236	144	1,524			87.27	52.17	16	171	183	
25	230	157.7	1,505.8			83.40	50.68	12	181	200	
26	204	174.7	1,231.4			78.36	53.92	7	96	165	
53	275	286	1,500			64.01	50.29	40	160	223	
28	235	181	1,435.7			91.12	57.45	27	226		
11	206	92	1,399.5			85.96	51.35	4	121	181	
29	261	206.5	1,718			96.00	55.49	18	500	243	
32	237	246.5	1,845			90.82	53.12	5	167	339	
25	198	158.5	1,310.7			81.62	53.62	29	189	176	
8	163	8	1,076			94.59	50.21	3	84	136	
16	178	120	1,260.8			93.67	51.76	8	123	164	
10	199	80	1,190			96.73	52.10	3	147	149	
36	236	252.5	1,447.5			61.97	52.25	14	152	198	
21	213	149.5	1,651			85.92	50.40	9	280	213	
37	326	238.3	2,250.9			87.67	53.29	34	255	279	
24	176	171	1,126			76.71	53.06	8	220	157	

ABSTRACT [A-1]—REPORTS OF

Counties	Corporations				Directors			Schools		
	Sub-districts	School townships	Independent city, town and village corporations	Rural independent districts	School townships	Independent city, town and village	Rural independent	Number rooms in rural schools	Number rooms in graded schools	Average number months taught
Johnson	114	15	5	43	121	25	119	102	78	8.6
Jones	69	9	9	54	73	45	102	126	80	8.6
Keokuk	24	2	17	91	26	85	273	120	91	8.5
Kossuth	210	27	11	1	203	55	3	292	80	8.5
Lee	47	7	8	57	49	42	171	102	103	8.8
Linn	106	11	20	55	106	100	165	160	312	8.9
Louisa	56	9	10	19	58	57	57	76	53	8.7
Lucas	32	4	4	58	33	20	174	89	54	8.4
Lyon	94	13	8	10	97	40	32	130	49	8.6
Madison	101	12	8	20	106	40	62	132	49	8.6
Mahaska	72	9	10	58	75	46	174	137	100	8.6
Marion	21	3	18	87	14	65	261	136	101	8.4
Marshall	83	9	14	43	75	98	220	105	166	8.9
Mills	20	4	7	57	20	37	171	84	59	8.8
Mitchell	60	8	11	34	49	55	102	99	49	8.7
Monona	118	16	10	9	128	50	31	141	66	8.7
Monroe	61	7	7	35	64	35	105	103	95	8.2
Montgomery	85	10	6	17	90	30	51	103	61	8.6
Muscatine	67	11	7	20	67	35	60	88	107	9.4
O'Brien	125	16	6	-----	128	30	-----	135	65	8.9
Osceola	90	11	4	-----	90	20	-----	93	32	8.5
Page	69	10	13	43	69	65	129	119	120	9.
Palo Alto	113	16	9	-----	113	45	-----	113	52	8.6
Plymouth	104	22	12	1	164	84	5	171	81	8.9
Pocahontas	117	15	7	8	112	35	24	119	57	8.7
Polk	85	13	9	37	88	47	108	132	610	9.3
Pottawattamie	219	24	13	16	214	67	48	236	290	8.9
Poweshiek	114	14	8	16	120	40	48	131	92	8.6
Ringgold	86	11	10	39	86	50	117	132	45	8.4
Sac	114	14	9	17	115	45	51	129	59	8.7
Scott	77	13	10	19	87	52	59	97	280	9.7
Shelby	132	16	7	2	124	35	6	122	41	8.5
Sioux	170	21	12	2	165	69	8	173	69	9.
Story	96	13	17	23	107	85	69	120	133	8.6
Tama	93	12	11	71	93	55	213	165	67	8.6
Taylor	89	12	11	26	96	55	78	115	71	8.5
Union	89	10	8	11	85	40	33	97	88	8.7
Van Buren	55	7	16	41	57	78	123	103	55	8.2
Wapello	54	8	7	40	56	37	120	102	133	9.
Warren	41	7	11	73	40	42	219	114	70	8.5
Washington	41	5	8	77	42	45	231	119	70	8.6
Wayne	93	13	10	24	99	46	72	116	76	8.
Webster	138	18	11	27	137	47	81	161	120	8.6
Winnebago	69	9	7	12	73	35	36	83	53	8.
Winneshiek	102	14	12	33	104	60	99	134	55	8.
Woodbury	110	14	15	31	107	77	93	102	335	9.
Worth	88	12	6	-----	86	30	-----	89	37	7.9
Wright	122	15	8	8	129	40	24	131	72	8.8
Total	9,127	1,165	905	2,872	9,236	4,561	8,661	12,269	8,650	8.8

COUNTY SUPERINTENDENTS—CONTINUED.

Teachers—Number, Employment, Compensation, Examination Necessary											
Number Employed		Total Number Months Employed		Average No. Mo's Employed		Average Compensation Per Month		Certificates Issued		Number teachers necessary	
Male	Female	Male	Female	Male	Female	Male	Female	Male	Female		
30	294	219	1,850	-----	-----	70.12	51.93	26	220	248	
53	213	137.7	1,488.7	-----	-----	93.52	50.73	16	209	240	
33	232	237	1,579	-----	-----	77.92	53.74	31	165	212	
29	342	187.3	2,214.3	-----	-----	80.73	61.64	12	278	290	
23	233	197.5	1,781	-----	-----	115.57	58.92	11	138	241	
25	255	274	4,345.5	-----	-----	93.05	64.15	18	447	-----	
23	152	172.5	1,073.5	-----	-----	78.74	53.72	13	82	114	
16	167	108.3	1,064.3	-----	-----	70.01	51.44	9	10	142	
22	198	165	1,457	-----	-----	79.50	50.37	9	185	191	
29	242	182	1,320.5	-----	-----	72.64	49.62	40	250	181	
27	261	190.7	1,861.1	-----	-----	88.11	50.33	7	116	238	
44	244	306.2	1,677.3	-----	-----	75.54	54.25	34	141	237	
29	295	199.5	2,221.8	-----	-----	90.78	67.89	15	197	260	
10	162	81.5	1,190	-----	-----	100.23	54.30	7	118	146	
16	142	121.5	1,136.5	-----	-----	98.86	49.15	13	122	157	
17	263	139.5	1,791.2	-----	-----	91.94	52.06	4	180	233	
21	190	154	1,416	-----	-----	74.71	50.60	22	198	263	
20	196	138	1,414	-----	-----	90.79	53.74	9	129	-----	
18	238	138.5	1,909.5	-----	-----	101.31	58.57	13	197	217	
18	220	143	1,763.9	-----	-----	106.08	52.58	6	178	211	
12	135	74	989	-----	-----	82.78	51.03	6	116	128	
30	247	233	1,899	-----	-----	99.82	55.84	15	257	243	
17	191	112	1,349.5	-----	-----	85.32	50.12	13	238	168	
12	271	94	2,633	-----	-----	100.62	53.00	1	309	200	
33	213	170	1,376	-----	-----	82.94	52.24	14	189	-----	
74	769	668.8	6,897	-----	-----	113.09	80.73	27	373	849	
45	544	334	4,035.2	-----	-----	97.43	59.54	49	412	480	
40	273	238.3	1,673.5	-----	-----	75.74	54.38	40	155	220	
26	182	190	1,266	-----	-----	70.50	50.49	24	145	178	
24	228	169	1,556	-----	-----	88.80	50.89	14	215	196	
50	379	481.5	3,576	-----	-----	140.47	65.63	12	256	428	
24	220	153.5	1,349.5	-----	-----	76.91	51.45	15	193	160	
22	256	165	2,063.3	-----	-----	99.04	52.07	17	268	253	
35	239	263	1,994	-----	-----	80.43	54.44	26	262	250	
32	271	191	1,850	-----	-----	81.89	53.92	17	268	246	
29	204	172.3	1,370.5	-----	-----	73.69	52.26	28	162	187	
23	198	160	1,397	-----	-----	77.69	53.06	20	219	180	
25	182	159	1,088.8	-----	-----	79.01	48.20	13	128	167	
27	271	227	2,305.5	-----	-----	104.12	60.43	18	254	287	
39	192	257.5	1,275.5	-----	-----	73.26	53.20	30	170	203	
28	221	183.5	1,503.5	-----	-----	81.02	53.90	30	207	201	
41	173	233.7	1,181.4	-----	-----	70.34	52.31	46	173	191	
27	378	192.5	2,438.5	-----	-----	115.69	56.40	16	201	-----	
15	151	80	1,032.5	-----	-----	87.67	52.81	14	244	145	
22	217	156	1,255	-----	-----	78.22	52.04	13	207	-----	
50	511	450	4,461	-----	-----	131.84	67.95	19	568	436	
10	121	84	839.5	-----	-----	85.08	49.52	5	81	121	
22	255	158	1,743	-----	-----	90.10	53.72	2	127	-----	
2,623	24,163	18,694.8	170,032.8	7.1	7.0	\$ 89.17	\$ 54.07	1,755	18,772	20,218	

ABSTRACT [A-2]—REPORTS OF

COUNTY SUPERINTENDENTS.

Counties	Pupils—Enumeration								
	No. of Persons Between the Ages of 5 and 21 Years		No. of Persons of the Ages of 7 to 16 Inclusive		No. of Persons 7 to 16 Not Attending School		Total enrollment	Previously enrolled	Total average attendance
	Male	Female	Male	Female	Male	Female			
Adair	2,238	2,243	1,502	1,898	13	11	3,641	226	2,520.8
Adams	1,706	1,616	1,136	1,096	10	4	2,913	113	2,083.5
Allamakee	2,831	2,711	1,827	1,718	27	16	3,798	107	2,508
Appanoose	4,927	4,791	3,349	3,364	47	36	8,384	125	6,325
Audubon	1,907	1,980	1,369	1,377	2	1	3,108	67	2,148
Benton	3,524	3,412	2,364	2,263	43	35	5,303	159	4,156
Black Hawk	7,224	7,281	4,225	4,256	20	28	10,134	343	7,801
Boone	4,231	3,941	2,771	2,785	39	23	6,854	296	5,195
Bremer	2,650	2,621	1,688	1,720	21	9	3,892	315	2,600
Buchanan	2,709	2,757	1,739	1,765	20	13	4,644	234	3,487
Buena Vista	2,660	2,510	1,730	1,709	41	22	3,922	144	3,065.3
Butler	2,780	2,559	1,923	1,767	33	38	4,602	341	3,436
Calhoun	2,609	2,400	1,757	1,609	20	10	4,495	130	3,266
Carroll	3,381	3,377	2,217	2,145	30	31	4,102	526	3,068
Cass	2,916	2,841	1,938	1,807	25	14	4,869	281	3,744
Cedar	2,561	2,431	1,725	1,629	33	20	3,951	198	3,042
Cerro Gordo	3,758	3,770	2,416	2,463	4	14	6,448	563	5,017
Cherokee	2,420	2,230	1,685	1,567	16	10	3,709	136	2,955
Chickasaw	2,540	2,368	1,648	1,601	94	63	3,644	251	2,335.2
Clarke	1,647	1,567	1,102	1,016	7	19	2,967	157	2,142.7
Clay	2,162	2,188	1,421	1,406	9	7	3,631	147	2,713
Clayton	3,710	3,578	2,437	2,370	36	34	5,479	113	4,089
Clinton	5,963	6,177	3,801	3,935	88	79	8,175	534	6,304
Crawford	3,204	3,076	2,150	2,099	21	26	4,718	241	3,301
Dallas	3,513	3,635	2,284	2,253	22	35	6,215	131	4,746
Davis	2,086	1,884	1,277	1,277	20	10	3,408	95	2,449
Decatur	2,775	2,703	1,761	1,698	25	21	4,978	347	3,594
Delaware	2,861	2,963	1,903	1,922	56	43	4,059	173	2,857.1
Des Moines	4,627	4,434	2,688	2,757			6,785	197	5,392
Dickinson	1,701	1,558	1,151	1,087	17	8	2,744	319	1,963.4
Dubuque	8,022	8,887	5,586	5,679	18	16	6,716	99	5,086
Emmet	1,792	1,708	1,211	1,142	30	29	3,122	151	2,289
Fayette	4,306	4,129	3,068	2,610	57	53	6,486	425	4,796.6
Floyd	2,404	2,439	1,657	1,731	22	29	3,799	103	3,131
Franklin	2,480	2,379	1,672	1,660	16	7	3,988	171	2,911
Fremont	2,735	2,705	1,640	1,730	25	18	4,366	243	3,186
Greene	2,213	2,213	1,535	1,508	13	6	4,078	236	2,901.0
Grundy	2,076	2,008	1,420	1,366	77	74	3,378	125	2,602
Guthrie	2,639	2,563	1,865	1,761	15	14	4,724	114	3,566
Hamilton	2,957	3,063	1,869	2,015	70	69	4,616	85	3,476
Hancock	2,446	2,390	1,597	1,599	23	16	3,806	193	2,736
Hardin	3,270	3,088	2,119	1,987	35	23	5,259	242	3,922.6
Harrison	3,900	3,691	2,607	2,551	41	13	6,426	264	4,767
Henry	2,503	2,451	1,623	1,561	20	27	4,189	191	3,09
Howard	2,296	2,122	1,418	1,392	28	27	2,956	221	2,098
Humboldt	2,089	1,960	1,295	1,272	42	32	3,367	149	2,499.3
Ia	1,687	1,621	1,076	1,059	14	8	2,737	72	2,068
Iowa	2,883	2,873	1,891	1,863	33	40	4,476	257	3,284
Jackson	3,197	2,967	2,046	1,912	18	2	4,329	14	3,322
Jasper	3,962	3,989	2,708	2,787	47	42	6,778	135	5,152.4
Jefferson	2,319	2,296	1,542	1,614	18	9	3,894	160	2,958

Average Tuition per month	Enrollment, Tuition				General					
	Non-resident Pupils and Tuition				Number of schoolhouses	Value of schoolhouses	Value of apparatus	Number of volumes in libraries	Rooms in which the effects of stimulants and narcotics are taught	
	Below 9th Grade		9th Grade and Above							
	Number	Amount received	Number	Amount received						
\$3.50	112	\$ 643.17	144	\$ 2,825.74	146	\$ 274,000	\$ 6,741	9,545	169	
3.04	88	350.56	115	2,854.31	111	115,475	4,205	4,534	125	
3.17	68	825.60	111	3,541.91	133	202,080	12,283	10,388	154	
2.09	203	1,400.14	182	4,480.87	134	318,245	19,569	6,748	201	
3.32	24	326.79	89	2,721.46	111	166,475	3,133	6,707	132	
3.49	158	1,899.51	140	4,252.57	179	299,535	21,188	17,286	231	
3.09	60	316.75	123	1,887.78	159	923,500	192,285	18,440	339	
2.62	106	1,670.64	147	4,203.76	158	349,185	13,356	18,419	222	
3.20	124	1,721.38	136	3,530.23	108	260,750	10,407	13,139	141	
3.20	81	1,031.73	195	6,018.15	147	267,210	12,795	12,100	182	
3.45	72	736.01	106	1,896.78	119	249,256	16,560	21,108	155	
3.13	148	1,144.71	182	4,053.09	147	242,220	11,171	13,677	176	
3.53	122	1,755.14	213	3,720.29	144	265,475	16,236	19,051	180	
3.53	58	729.00	92	2,543.32	136	231,616	16,079	11,063	185	
3.24	99	1,097.04	246	6,448.08	152	283,500	8,723	14,485	202	
3.42	128	1,455.33	157	4,339.17	145	243,780	11,700	10,216	168	
3.56	90	315.28	145	3,258.27	148	682,696	32,794	11,693	250	
3.74	36	345.80	106	2,735.98	147	216,955	11,238	24,154	168	
3.60	132	487.89	116	2,576.93	119	163,005	9,434	9,519	147	
3.29	31	191.68	127	3,624.98	107	113,650	3,900	4,619	126	
3.46	43	213.75	118	3,847.44	104	251,920	13,960	11,871	142	
3.34	111	1,346.83	198	6,637.95	182	269,570	14,150	16,110	217	
3.25	117	567.51	96	2,873.13	185	588,825	18,482	17,684	280	
4.04	66	416.98	74	1,478.26	180	260,310	17,322	13,038	211	
3.18	184	2,501.17	255	6,314.33	158	811,550	13,832	16,959	228	
2.90	60	342.48	26	492.50	102	96,185	13,434	3,279	126	
2.90	143	1,201.05	205	5,033.90	123	183,023	10,080	7,188	172	
3.34	85	334.72	121	4,438.80	145	189,000	11,366	11,942	147	
3.14	26	339.82	138	3,443.17	102	462,565	40,122	6,134	200	
3.50	22	32.50	80	1,670.85	69	292,040	12,637	9,701	191	
3.57	48	234.78	12	848.90	148	678,195	14,563	15,455	232	
3.11	8		50	1,608.12	82	207,125	6,946	14,276	111	
3.12	80	688.70	155	3,488.74	182	428,825	17,077	24,945	236	
3.36	32	524.92	52	774.80	122	370,900	13,693	13,890	146	
3.13	55	667.81	76	2,557.18	145	231,340	11,250	10,927	173	
3.25	134	1,274.91	219	5,078.87	127	207,000	11,005	16,338	169	
3.62	97	1,027.81	142	3,200.10	142	246,875	7,389	9,216	161	
3.59	103	1,201.04	83	1,521.00	128	149,150	11,286	7,565	144	
3.02	74	644.19	129	2,190.24	154	221,600	6,061	9,141	196	
3.38	83	1,138.15	72	1,285.15	133	251,065	13,227	9,497	184	
3.37	53	465.08	96	2,688.11	136	193,080	12,686	15,043	162	
3.37	164	1,647.23	179	4,617.75	139	364,537	11,929	14,391	184	
2.85	92	1,213.83	254	3,711.94	151	231,215	15,800	11,486	201	
3.09	88	941.56	165	4,936.79	109	231,215	8,389	10,209	151	
3.35	53	1,004.55	66	1,883.65	109	145,675	6,756	10,775	117	
3.56	106	2,338.81	118	3,675.04	105	180,610	9,236	16,580	146	
3.89	45	768.05	90	4,353.29	106	162,500	10,001	12,175	137	
3.14	189	1,486.62	197	4,592.46	144	231,370	17,319	15,979	180	
3.31	62	568.25	152	3,538.73	151	220,230	10,216	8,403	186	
3.12	120	1,709.34	200	6,550.79	190	388,005	8,502	10,552	236	
2.92	68	461.61	182	4,956.91	101	260,500	9,406	8,577	127	

REPORT OF THE
ABSTRACT [A-2]—REPORTS OF

Counties	Pupils—Enumeration.								
	No. of Persons Between the Ages of 5 and 21 Years		No. of Persons of the Ages of 7 to 16 Inclusive		No. of Persons 7 to 16 Not Attending School		Total enrollment	Previously enrolled	Total average attendance
	Male	Female	Male	Female	Male	Female			
Johnson	3,744	3,483	2,312	2,118	25	33	5,087	154	4,025
Jones	2,062	2,805	1,912	1,800	27	28	4,375	163	3,308
Keokuk	3,157	3,075	2,037	1,932	35	33	5,276	407	3,873
Kossuth	4,181	3,937	2,679	2,619	54	42	5,873	393	4,135
Lee	4,039	4,999	2,936	2,918	33	34	6,359	61	4,999
Linn	9,461	9,838	5,981	6,016	22	12	13,764	336	10,949
Louisa	2,009	1,872	1,308	1,248	35	30	3,268	184	2,585
Lues	2,375	2,154	1,556	1,440	9	6	4,003	234	3,033
Lyon	2,586	2,528	1,732	1,684	25	17	3,966	150	2,779
Madison	2,229	2,255	1,462	1,305	13	19	4,021	150	2,879
Mahaska	4,655	4,527	2,936	2,937	22	26	6,762	533	4,983
Marion	3,633	3,710	2,572	2,527	65	77	6,566	300	4,565
Marshall	4,354	4,125	2,811	2,714	139	137	6,713	223	5,087
Mills	2,299	2,203	1,476	1,358	52	35	3,848	292	2,696
Mitchell	2,194	2,151	1,390	1,422	41	46	3,358	254	2,150
Monona	2,917	2,719	1,927	1,815	19	20	4,492	194	3,329
Monroe	3,985	3,961	2,542	2,550	40	48	6,941	309	5,005
Montgomery	2,386	2,320	1,565	1,530	8	2	4,004	291	3,140
Muscatine	3,745	3,678	2,304	2,275	80	73	5,369	140	4,171
O'Brien	2,863	2,810	1,850	1,884	8	12	4,401	111	3,358
Osecola	1,595	1,541	1,071	1,045	14	9	2,453	187	1,642
Page	3,339	3,238	2,282	2,263	17	22	5,640	1,446	4,246.7
Palo Alto	2,699	2,396	1,824	1,658	55	34	3,914	293	2,749
Plymouth	2,859	2,669	1,695	1,603	31	32	4,545	128	3,115.7
Pocahontas	2,447	2,249	1,620	1,569	37	25	3,557	220	2,577.9
Polk	16,314	16,334	10,296	9,519	93	55	25,878	338	19,837
Pottawattamie	8,542	8,941	5,291	5,139	74	55	12,889	194	9,772.8
Poweshiek	2,963	2,830	1,880	1,812	11	14	4,880	211	3,821
Ringgold	2,210	2,006	1,421	1,346	12	15	3,778	246	2,683
Sac	2,345	2,459	1,563	1,673	32	18	3,998	142	3,072
Scott	8,476	8,358	4,523	4,261	13	12	11,000	173	8,058
Shelby	2,575	2,820	1,657	1,629	24	18	3,817	171	2,793
Sioux	4,388	4,100	2,849	2,659	28	26	5,422	282	3,951.4
Story	3,583	3,705	2,390	2,398	29	36	6,068	255	4,778
Tama	3,185	3,136	2,081	2,126	39	20	5,199	251	4,030
Taylor	2,424	2,425	1,619	1,580	17	14	4,420	259	3,247
Union	2,469	2,386	1,584	1,410	47	24	4,246	223	3,208
Van Buren	2,188	2,119	1,425	1,380	19	10	3,772	256	2,892
Wapello	5,757	5,621	3,392	3,282	134	76	8,888	400	6,744
Warren	2,701	2,696	1,788	1,807	12	11	4,735	289	3,569
Washington	2,975	2,796	1,838	1,877	21	21	4,730	279	3,576
Wayne	2,592	2,561	1,550	1,540	19	23	4,573	142	3,464
Webster	5,192	5,192	3,066	3,052	34	16	7,293	107	5,419
Winnebago	2,225	2,166	1,483	1,508	11	11	3,434	148	2,534
Winneshek	3,597	3,588	2,248	2,204	58	54	3,886	157	2,594
Woodbury	10,626	10,676	6,107	6,062	187	183	14,331	12	11,057
Worth	1,738	1,725	1,170	1,199	22	8	2,706	163	1,935
Wright	3,119	3,132	1,867	1,923	34	34	4,897	144	3,782
Total	342,864	335,328	219,438	214,534	3,383	2,861	522,423	22,715	391,131.9

SUPERINTENDENT OF PUBLIC INSTRUCTION
COUNTY SUPERINTENDENTS—CONTINUED.

Counties	Enrollment, Tuition				General					
	Average Tuition per month	Non-resident Pupils and Tuition				Number of schoolhouses	Value of schoolhouses	Value of apparatus	Number of volumes in libraries	Rooms in which the effects of stimulants and narcotics are taught
		Below 9th Grade		9th Grade and Above						
		Number	Amount received	Number	Amount received					
Johnson	2.92	56	1,004.95	134	4,292.50	173	485,195	17,537	26,701	220
Jones	3.07	88	565.62	129	1,318.25	140	248,675	10,274	15,130	194
Keokuk	3.14	179	1,434.09	285	6,692.48	142	263,300	11,605	15,325	183
Kossuth	3.70	133	706.82	163	4,077.96	220	281,835	17,054	18,813	250
Lee	2.90	56	450.61	81	2,008.11	125	675,050	11,970	9,741	197
Linn	3.04	167	2,829.02	302	9,700.57	211	1,492,514	112,658	22,189	464
Louisa	3.16	99	902.19	167	3,503.63	88	174,210	8,327	10,443	123
Lues	2.45	52	490.79	105	2,707.51	96	229,705	5,950	8,002	128
Lyon	3.62	73	1,266.86	91	2,564.05	140	157,700	13,586	10,591	171
Madison	3.20	56	632.12	191	4,342.30	143	161,035	9,269	6,769	171
Mahaska	2.86	63	735.15	144	2,713.44	148	269,440	13,707	7,924	234
Marion	2.95	136	781.63	179	2,213.34	151	237,235	10,035	9,763	290
Marshall	3.21	188	1,647.49	114	3,537.26	128	602,625	11,940	12,364	249
Mills	3.03	140	630.17	139	3,785.43	95	159,350	5,265	11,730	141
Mitchell	3.62	79	622.69	141	3,854.59	102	183,325	14,478	16,566	129
Monona	3.47	143	2,526.97	145	3,487.97	151	214,575	9,375	11,226	205
Monroe	3.03	105	774.69	84	3,422.95	119	307,246	9,073	5,928	191
Montgomery	2.24	58	409.88	184	2,530.02	114	297,336	10,499	10,641	164
Muscatine	3.19	125	1,775.85	129	6,193.90	103	344,673	8,479	8,288	159
O'Brien	3.57	70	997.07	139	3,224.35	142	276,795	20,970	24,593	172
Osecola	3.73	54	443.79	49	850.15	93	128,850	7,777	12,019	119
Page	3.24	158	1,235.85	284	7,546.70	143	268,575	28,091	16,339	226
Palo Alto	3.22	79	548.38	78	1,848.13	126	158,665	14,199	20,376	154
Plymouth	4.23	102	1,627.05	99	1,488.69	180	313,180	17,181	17,666	221
Pocahontas	3.82	172	557.05	175	5,145.24	135	147,100	12,345	17,254	156
Polk	3.43	272	3,831.89	238	9,417.99	214	4,571,505	349,347	9,673	750
Pottawattamie	3.12	129	2,296.64	297	4,317.59	256	798,659	30,216	18,756	436
Poweshiek	3.31	132	1,071.99	193	6,809.44	144	342,031	15,761	11,915	296
Ringgold	3.31	99	789.68	171	3,119.14	132	181,830	9,055	6,278	155
Sac	3.52	86	1,500.74	168	5,313.24	140	206,855	9,634	16,005	171
Scott	3.55	143	1,749.40	118	4,178.67	127	1,424,050	22,061	12,682	272
Shelby	3.52	85	1,151.47	98	2,788.77	135	203,730	9,914	15,716	163
Sioux	3.53	105	1,349.99	70	1,839.79	185	273,910	20,865	20,587	222
Story	3.30	158	1,094.71	257	4,452.65	147	454,850	20,828	12,217	234
Tama	3.36	133	933.30	142	3,605.17	176	376,893	13,916	13,861	215
Taylor	3.04	172	1,239.89	221	6,104.84	128	217,575	8,233	7,611	156
Union	3.08	67	1,098.84	177	5,144.74	111	335,275	5,695	8,572	180
Van Buren	2.78	230	2,040.25	180	2,331.09	112	160,969	5,945	6,665	124
Wapello	2.68	145	1,823.75	126	5,004.02	116	584,210	32,219	14,880	233
Warren	2.83	155	1,396.13	120	4,218.78	121	192,559	8,911	8,179	171
Washington	3.12	137	2,066.26	217	7,128.85	132	262,021	8,743	18,230	161
Wayne	2.88	159	1,830.13	189	5,179.82	127	169,279	9,042	10,478	158
Webster	3.43	80	1,295.54	90	3,698.49	187	579,879	16,159	22,173	277
Winnebago	3.09	53	665.57	95	2,718.26	92	142,200	9,375	6,246	124
Winneshek	3.73	37	337.31	49	892.27	141	163,535	9,278	12,353	117
Woodbury	3.20	13	161.05	35	639.32	66	133,674	7,499	11,955	114
Worth	3.40	46	626.45	198	6,145.98	140	316,530	17,701	16,735	184
Total	\$3.17	9,819	\$101,526.75	14,063	\$367,058.51	13,681	\$37,061,740	\$ 1,915,791	1,264,291	19,176

ABSTRACT [B]—REPORTS OF

Counties	TEACHERS'					
	Debit					
	On hand July 1, 1914	Received from district tax	Received from semi-annual apportionment	Received from state	Received from tuition	Received by transfer from schoolhouse fund
Adair	\$ 81,195.81	\$ 67,767.42	\$ 8,256.96	\$ 750.00	\$ 2,897.71	\$ 185.19
Adams	81,386.47	53,997.17	6,354.94	375.00	3,956.55	147.92
Allamakee	15,890.45	68,172.13	7,200.01	750.00	4,267.31	30.07
Appanoose	86,211.13	98,586.00	11,913.60	2,625.00	3,956.36	80.72
Audubon	23,969.43	55,066.00	7,607.82	1,875.00	3,215.25	---
Benton	56,614.30	113,043.34	13,627.00	1,500.00	6,003.23	537.55
Black Hawk	74,388.69	203,134.93	23,726.25	56.65	2,239.41	307.39
Boone	46,355.72	100,950.63	17,790.15	2,037.70	5,899.75	---
Bremer	29,289.18	65,675.29	9,640.79	---	5,106.05	1.22
Buchanan	39,187.84	91,523.17	10,612.28	375.00	7,049.88	---
Buena Vista	23,356.59	65,885.17	1,104.66	2,375.00	2,682.79	390.02
Butler	50,851.20	85,947.27	10,655.92	---	4,689.81	224.70
Calhoun	43,451.34	100,751.58	11,312.82	750.00	5,475.43	---
Carroll	44,483.13	81,650.25	12,260.74	375.00	3,460.96	74.60
Cass	39,440.84	91,453.89	11,994.58	750.00	6,802.11	---
Cedar	48,509.86	90,020.44	14,636.60	1,125.00	5,794.50	679.52
Cerro Gordo	30,819.93	129,970.25	13,119.17	1,613.39	3,900.71	9.27
Cherokee	36,257.71	93,246.23	11,454.00	1,125.00	4,232.02	---
Chickasaw	27,067.03	63,419.86	6,393.30	1,500.00	2,673.14	14.42
Clarke	29,279.82	54,522.72	2,414.63	323.95	2,737.60	100.00
Clay	34,506.01	72,636.93	8,233.02	1,345.00	4,068.16	271.32
Clayton	41,110.76	105,584.54	13,075.38	1,500.00	7,080.44	10.22
Clinton	53,294.53	171,943.58	19,769.71	1,125.00	3,385.64	---
Crawford	65,248.96	106,487.72	14,502.99	375.00	1,806.24	606.16
Dallas	42,488.23	121,079.62	14,212.45	1,500.00	8,815.50	20.00
Davis	12,114.62	44,900.82	5,887.33	73.90	814.98	1,116.07
Decatur	48,279.69	69,581.29	11,012.36	1,875.00	5,071.73	53.88
Delaware	35,324.67	76,004.50	12,426.76	1,367.00	4,088.08	---
Des Moines	61,304.75	127,955.90	15,163.50	750.00	3,434.34	188.29
Dickinson	27,696.09	58,291.63	6,060.27	1,125.00	1,906.50	---
Dubuque	20,773.27	152,912.41	21,142.74	750.00	1,668.79	373.23
Emmet	16,059.85	62,981.31	7,014.04	375.00	1,988.12	---
Fayette	47,811.49	122,578.76	16,407.67	1,125.00	3,843.37	104.40
Floyd	25,871.39	90,618.17	11,702.52	1,125.00	1,999.72	10.05
Franklin	37,610.00	72,977.72	11,000.14	375.00	3,229.29	---
Fremont	42,171.99	82,823.18	8,616.40	1,125.00	6,353.75	533.03
Greene	35,406.59	83,816.96	10,388.04	375.00	3,746.17	---
Grundy	32,051.91	68,887.80	11,538.10	1,125.00	2,268.21	448.68
Guthrie	32,615.01	74,448.58	10,661.46	---	2,861.43	---
Hamilton	47,339.38	76,606.61	10,142.79	750.00	2,423.30	---
Hancock	42,946.43	69,140.00	10,517.24	375.00	2,552.06	1,300.00
Hardin	56,429.57	104,958.25	15,094.00	1,625.00	5,950.33	8,070.34
Harrison	52,161.41	123,362.96	12,732.03	2,005.00	4,925.77	95.05
Henry	40,372.93	69,981.44	9,140.48	1,125.00	4,910.07	16.89
Howard	17,937.17	50,023.23	7,972.91	750.00	2,888.20	33.22
Humboldt	29,195.81	72,332.79	10,869.27	750.00	5,149.46	---
Ida	23,597.58	63,206.22	8,494.20	375.00	5,020.81	---
Iowa	35,556.93	76,279.51	11,893.92	1,125.00	6,079.08	---
Jackson	49,168.98	91,890.12	10,539.19	750.00	4,106.23	---
Jasper	50,586.83	127,840.69	15,334.91	1,125.00	8,206.13	572.98
Jefferson	26,641.63	64,267.57	11,295.50	---	4,239.20	50.00
Johnson	28,217.04	95,918.87	14,690.00	---	4,697.85	98.42
Jones	40,575.63	80,211.42	11,376.96	375.00	2,370.54	289.42

COUNTY SUPERINTENDENTS.

FUND	CREDIT							
	Received from other sources	Total Debit or Credit	Paid Teachers Since Last Report		Paid for tuition	Paid for library books	Paid for other purposes	On hand June 30, 1915
			Males	Females				
	\$ 205.64	\$ 111,043.04	\$ 8,110.20	\$ 74,853.88	\$ 3,305.77	\$ 74.78	\$ 829.47	\$ 23,869.44
	316.33	96,601.65	6,795.73	57,270.45	3,757.08	11.93	250.06	28,515.80
	788.29	97,216.41	6,970.20	60,930.10	2,356.12	72.50	985.03	25,991.47
	1,730.79	155,053.85	23,667.39	89,009.74	5,728.38	---	2,782.05	33,866.29
	33.33	91,832.33	6,148.55	55,592.65	2,469.23	156.64	341.27	27,143.99
	2,788.58	194,204.00	17,745.40	103,794.90	4,602.49	126.13	3,112.75	64,822.33
	2,829.83	306,683.15	88,274.51	176,897.33	5,911.36	112.01	1,426.00	84,061.94
	2,211.72	175,245.67	17,016.65	102,059.51	4,131.00	734.74	2,136.43	49,167.34
	765.07	110,465.15	9,941.24	62,481.80	3,347.30	96.50	687.68	33,910.54
	1,250.51	149,997.68	14,118.82	83,275.27	5,209.28	159.62	3,250.76	43,983.63
	21,868.48	120,582.71	13,954.61	75,938.90	1,608.94	234.99	14,542.61	14,302.66
	341.05	152,710.01	14,806.12	78,260.41	3,594.07	312.58	30.17	55,706.71
	---	161,741.17	11,986.81	90,826.40	4,312.51	17.40	312.12	54,285.93
	1,132.79	143,437.47	15,101.83	77,069.18	2,128.50	166.07	1,317.33	44,654.51
	1,438.74	151,940.13	14,895.20	90,697.30	4,951.49	41.08	200.64	41,154.33
	223.99	160,989.91	14,348.69	79,310.41	4,950.44	96.22	132.93	62,149.22
	3,942.89	183,435.61	25,717.16	118,979.11	2,177.12	95.84	2,223.62	33,242.76
	792.95	147,017.91	14,866.55	79,358.05	2,478.05	18.75	1,357.17	45,639.54
	923.44	101,991.19	9,253.68	61,987.16	2,040.08	72.55	634.79	28,002.63
	899.00	81,647.72	9,537.50	48,271.35	4,314.10	89.62	172.31	19,182.34
	1,863.39	124,543.83	15,456.76	65,641.10	3,468.89	172.31	1,038.03	38,768.74
	402.95	168,764.29	25,134.78	90,154.68	5,652.37	71.74	315.87	47,434.85
	390.91	249,829.42	26,705.49	161,499.19	2,675.30	181.94	59.13	58,765.37
	1,144.50	190,350.57	19,207.48	143,565.40	1,219.87	22.88	154.08	71,749.17
	627.16	189,342.96	25,193.57	107,334.67	5,100.68	232.67	2,682.05	48,799.92
	386.01	65,383.73	15,015.30	31,438.27	749.93	20.66	397.06	17,852.51
	287.44	136,161.44	18,060.40	69,376.54	4,122.64	110.42	4,312.69	40,178.75
	1,944.39	128,455.40	11,193.83	72,854.99	3,829.48	72.77	204.86	40,299.47
	682.64	309,379.42	29,371.90	130,235.34	4,272.87	3.70	590.24	47,845.37
	---	96,079.49	13,357.94	46,334.95	1,021.00	61.52	2,160.84	32,143.74
	1,781.17	199,311.61	24,696.10	143,565.40	678.67	163.59	3,813.40	26,394.46
	2,061.53	90,429.85	7,518.86	54,964.39	1,107.99	110.26	626.84	26,101.51
	2,889.87	194,760.56	16,250.28	111,631.30	3,620.74	55.88	1,920.41	61,281.95
	413.34	131,040.19	11,729.74	82,993.26	2,538.91	46.52	421.96	33,909.80
	1,514.32	126,766.44	10,595.10	70,917.27	3,560.77	116.71	2,738.00	38,847.99
	4,807.86	144,831.24	12,444.92	77,214.34	5,170.43	242.26	3,421.45	46,337.84
	376.03	134,108.79	13,156.86	76,315.80	3,270.02	34.47	710.60	40,621.04
	2,159.05	118,498.78	13,690.70	66,399.74	1,610.25	31.28	3,600.94	33,165.87
	1,869.89	121,985.87	17,619.60	76,298.07	926.26	29.11	158.94	26,953.80
	2,444.70	139,796.78	17,327.63	79,070.94	2,394.36	126.93	2,139.43	38,767.44
	1,888.77	128,719.50	7,963.12	73,406.53	3,354.01	154.37	---	43,841.47
	29,411.92	222,046.46	19,638.08	96,651.54	1,747.00	216.05	40,410.68	63,382.21
	11,105.34	205,387.56	22,334.79	100,363.48	4,494.74	12.73	25,873.40	52,308.30
	1,780.18	127,306.99	12,937.54	70,308.89	3,139.83	247.04	6,599.54	35,074.60
	327.44	79,032.17	6,431.89	52,431.49	1,681.84	133.21	125.63	18,228.11
	2,544.05	120,841.98	11,217.80	65,440.30	2,553.84	49.27	2,319.60	39,261.17
	375.08	101,069.82	7,738.82	61,968.03	2,917.91	---	1,722.27	26,697.79
	5,455.52	136,359.96	14,797.94	76,050.46	3,889.03	61.84	1,106.31	40,514.33
	253.88	156,708.40	12,965.41	82,450.44	2,130.10	67.50	307.21	58,707.74
	468.28	204,194.82	20,365.19	119,999.76	6,796.22	143.36	483.94	55,915.65
	569.04	107,062.97	14,261.53	59,753.02	2,476.36	86.02	452.64	30,023.40
	1,817.72	145,309.90	17,373.44	102,363.90	3,567.20	23.06	1,055.71	20,921.59
	663.99	135,822.90	13,153.07	75,512.07	2,064.13	56.72	994.48	44,102.43

ABSTRACT [B]—REPORTS OF

Counties	TEACHERS'					
	Debit					
	On hand July 1, 1914	Received from district tax	Received from semi-annual appointment	Received from state	Received from tuition	Received by transfer from schoolhouse fund
Keokuk	47,962.21	98,198.70	15,584.18	1,125.00	8,544.90	
Kossuth	25,700.38	184,994.81	16,670.54	750.00	3,176.38	207.36
Lee	24,393.81	116,648.38	15,529.50	1,125.00	1,933.79	
Linn	46,518.58	330,715.00	27,874.65	1,125.00	12,529.50	203.50
Lousia	28,969.85	67,669.27	11,465.02		4,405.82	
Lucas	22,353.72	54,245.10	6,955.82	750.00	2,945.23	
Lyon	48,400.15	85,546.02	13,028.39	375.00	3,830.91	1,141.25
Madison	30,351.64	73,301.01	9,585.81	1,125.00	4,482.04	1.00
Mahaska	60,695.24	105,640.77	14,927.22	1,098.34	3,249.52	
Marion	71,803.51	96,172.82	10,809.60	500.40	2,647.90	479.07
Marshall	46,245.87	129,709.56	14,337.69	750.00	5,439.29	807.88
Mills	31,930.21	59,310.13	8,478.30	1,125.00	3,090.45	
Mitchell	21,184.90	63,309.06	9,676.70		3,930.22	
Monona	37,230.55	95,631.03	10,641.90	1,125.00	6,014.94	
Monroe	36,717.82	75,751.02	7,446.56	750.00	3,569.95	14.18
Montgomery	28,552.92	86,371.39	9,368.84	1,500.00	2,939.50	
Muscatine	30,101.18	116,671.88	15,400.00	375.00	7,969.75	
O'Brien	45,314.25	104,621.30	8,885.17	3,000.00	4,294.71	
Osecola	20,417.72	49,608.64	6,416.33	375.00	1,293.94	681.02
Page	62,312.71	108,801.88	13,842.99		8,807.56	94.60
Palo Alto	21,005.48	72,367.85	7,931.42	375.00	1,813.21	
Plymouth	53,930.70	101,570.00	15,533.00		1,772.50	206.82
Pocahontas	29,808.30	82,046.12	8,955.18	2,375.00	5,301.77	1,775.89
Polk	64,586.60	573,981.60	79,703.55	375.00	12,988.06	16.19
Pottawattamie	87,441.58	245,459.64	29,720.40	2,250.00	4,020.25	.78
Poweshiek	35,984.05	97,041.70	23,290.28	1,875.00	7,806.34	988.44
Ringgold	26,812.28	74,097.60	7,026.16	377.00	4,118.21	6.08
Sac	42,608.67	85,261.43	12,736.60		6,813.98	3,633.63
Scott	96,318.09	262,431.52	29,095.98		5,919.07	
Shelby	55,521.59	80,803.12	10,330.67	2,750.00	3,367.95	200.00
Sioux	63,015.41	113,229.23	15,301.68	1,294.30	3,181.17	789.60
Story	46,038.71	121,866.99	16,456.28	750.00	8,543.48	
Tama	62,306.14	113,537.63	12,512.00	1,125.00	4,837.32	64.36
Taylor	32,131.89	72,077.00	9,523.46		8,196.48	
Union	35,689.70	72,336.52	7,687.13	750.00	6,039.64	
Van Buren	33,985.87	57,599.21	7,190.55	750.00	4,397.72	111.27
Wapello	46,678.87	157,139.90	13,861.38	375.00	5,650.84	136.39
Warren	39,391.02	77,273.18	10,162.61		5,794.74	41.87
Washington	29,505.88	87,915.23	12,572.15	1,500.00	8,734.31	89.48
Wayne	30,230.63	73,139.82	7,571.72	1,875.00	6,238.40	
Webster	41,224.73	140,738.97	19,569.15		4,848.93	70.55
Winnebago	18,031.04	53,141.35	6,661.65	2,250.00	3,414.08	
Winneshiek	31,621.48	70,074.64	9,116.02		1,947.06	100.00
Woodbury	78,926.55	323,542.28	32,770.27	2,080.70	3,343.69	
Worth	15,723.82	45,143.92	6,659.47	375.00	6,627.85	.62
Wright	44,569.71	92,440.68	7,562.74	1,875.00	6,547.91	
Total (grand)	\$ 3,942,803.05	\$10,106,964.51	\$ 1,269,931.19	\$91,341.46	\$ 451,983.02	\$28,885.20

COUNTY SUPERINTENDENTS—CONTINUED.

FUND	Credit							
	Received from other sources	Total Debit or Credit	Paid Teachers Since Last Report		Paid for tuition	Paid for library books	Paid for other purposes	On hand June 30, 1915
			Males	Females				
	3,479.34	169,875.42	18,467.74	84,831.21	6,934.99	56.47	3,124.34	56,440.67
	1,221.03	192,720.40	14,829.10	114,930.81	2,647.96	238.96	1,113.91	58,959.66
	18,806.44	178,481.82	22,824.20	104,944.39	2,548.96	91.18	19,113.31	28,959.78
	992.89	419,959.67	33,354.94	292,909.98	10,102.20	63.90	942.73	82,325.92
	33.68	112,503.64	13,686.98	57,339.85	3,415.35	46.10	1,076.14	39,879.22
	189.48	87,439.35	7,578.11	54,642.97	1,951.10	107.42	155.63	23,004.12
	38.36	152,390.08	13,111.86	73,267.01	3,129.33	23.30	165.00	62,683.68
	414.85	119,261.25	12,687.15	66,446.96	3,847.04	35.06	1,181.28	35,063.66
	885.55	186,475.64	16,801.18	104,832.79	3,556.88	2.55	3,310.96	57,919.28
	4,430.60	186,992.49	29,731.38	82,796.21	1,501.99	85.84	12,950.07	68,922.00
	9,663.55	206,333.84	18,110.90	128,625.97	4,031.08	297.77	9,519.07	45,779.35
	2,134.55	106,977.94	8,217.43	65,461.53	4,047.33	242.08	342.05	28,006.62
	2,703.32	109,805.29	12,369.65	56,955.86	2,892.23	153.72	3,032.29	25,229.40
	1,221.19	151,864.52	11,998.28	88,551.72	6,372.22	19.60	1,031.54	43,880.89
	965.13	125,244.66	11,594.92	71,654.41	2,579.12	2.52	1,294.19	38,219.76
	173.03	128,680.15	12,523.16	76,325.86	2,783.39	96.32	1,819.26	35,461.25
	663.47	171,181.28	13,018.63	111,700.17	4,690.01	28.31	5,980.63	35,704.13
	5.25	166,020.69	15,179.23	92,801.53	2,856.76		8.00	55,184.14
	480.95	79,273.00	6,304.82	47,687.26	839.11	39.82	4,514.65	19,887.94
	715.38	194,665.27	23,257.33	105,546.44	4,050.81	240.39	546.12	61,024.18
	4,434.08	107,927.04	9,555.84	67,622.11	1,017.73	106.66	6,266.30	23,358.40
	1,168.78	174,175.89	10,029.69	107,702.29	2,173.73	355.88	104.34	63,756.87
	277.45	130,719.71	14,374.06	71,248.16	3,138.80	56.00	122.06	41,710.61
	4,489.11	736,088.15	75,419.39	590,422.02	7,703.49	72.38	4,943.00	57,437.96
	1,370.89	398,049.54	30,721.13	243,372.62	4,811.58	188.80	1,812.11	87,143.30
	146.50	167,192.38	21,645.29	89,706.05	4,154.16	26.07		51,600.81
	692.97	113,010.39	12,021.65	63,087.62	4,647.44	145.83	619.80	31,617.75
	3,051.79	155,096.16	15,261.74	79,654.59	5,638.63		4,380.10	30,161.10
	183.72	268,048.38	67,582.25	232,556.05	4,061.38	222.17	299.10	89,337.43
	3,317.77	156,291.10	11,442.97	79,258.45	2,623.44	55.72	9,390.81	62,620.61
	54.00	197,835.39	15,450.16	111,396.84	2,006.39	188.66	33.99	66,759.53
	847.10	194,522.66	27,288.15	108,625.85	3,963.67	27.06	1,142.33	39,576.08
	1,585.75	195,062.19	16,598.39	99,536.52	3,211.16	55.43	1,911.99	74,648.79
	1,982.74	123,911.63	12,395.29	72,190.64	3,564.12	25.43	1,273.61	32,472.54
	754.88	123,257.87	12,430.42	74,128.23	3,478.72	157.74	2,488.70	30,574.06
	392.04	104,156.66	12,561.97	52,478.36	2,751.05	40.57	100.47	36,224.34
	1,434.72	225,276.47	23,635.16	139,230.89	3,255.49	177.63	921.72	57,955.58
	4,396.32	136,869.74	18,864.39	67,867.43	3,027.11	31.70	3,063.84	44,015.30
	2,254.23	142,591.22	14,867.26	80,881.27	5,688.00	116.74	1,892.81	39,235.14
	579.82	125,489.39	20,664.63	62,161.96	4,065.78	113.00	1,047.34	37,400.08
	2,610.24	215,062.57	22,273.12	138,107.78	1,744.29	82.66	2,556.91	60,328.81
	1,217.71	74,715.83	7,792.00	55,493.70	1,356.74	119.60	1,247.54	18,705.56
	1,970.02	114,888.29	11,335.77	65,307.37	2,075.29	117.15	919.50	35,133.21
	5,245.14	443,908.69	24,497.50	341,497.78	1,729.94		12,340.90	63,942.57
	451.27	69,016.85	6,984.10	41,449.33	750.36	146.69	431.96	19,251.41
	2,766.72	155,751.72	13,912.18	63,683.79	4,005.98	67.02	925.41	43,157.43
Total	\$ 239,812.18	\$16,115,800.61	\$ 1,655,578.47	\$ 9,519,137.34	\$ 394,628.22	\$ 10,387.83	\$ 279,827.33	\$4,316,241.40

ABSTRACT [B-1]—REPORTS OF
SCHOOL FINANCES

Counties	SCHOOLHOUSE			
	Debit-			
	On hand July 1, 1914	Received from district tax	Received from sale of bonds	Received from other sources
Adair	1,758.00	3,703.68		2,042.84
Adams	2,849.37	5,948.72	15,057.50	1,000.25
Allamakee	10,187.97	4,135.82	32,000.00	7,221.80
Appanoose	20,746.75	15,246.89	5,759.25	2,876.03
Audubon	1,070.29	4,287.50	38,000.00	365.50
Benton	4,609.71	2,882.92	2,500.00	7.95
Black Hawk	21,987.39	49,042.21	35,000.00	1,594.64
Boone	7,105.09	8,521.07	1,600.00	128.64
Bremer	8,427.08	6,570.46	6,000.00	443.15
Buchanan	8,768.98	9,923.51	32,120.96	12,048.24
Buena Vista	13,622.42	2,489.41	98,263.01	1,446.39
Butler	5,716.39	5,668.14	19,400.00	8,231.30
Calhoun	4,712.61	5,686.60	63,209.54	5,795.27
Carroll	30,726.19	8,534.08	4,000.00	1,671.09
Cass	35,393.28	3,731.68		77.50
Cedar	10,321.04	4,421.95	1,500.00	448.09
Cerro Gordo	12,552.70	37,795.32	16,063.23	1,115.94
Cherokee	3,012.74	2,974.41	85,000.00	5,582.85
Chickasaw	2,905.94	2,519.19	65,000.00	1,575.72
Clarke	818.02	475.53	1,500.00	1,006.92
Clay	26,088.14	8,287.40	3,000.00	3,637.40
Clayton	2,642.45	2,809.49	22,500.00	
Clinton	2,509.68	3,592.30		2,227.21
Crawford	12,807.26	8,561.01	45,584.59	5,624.03
Dallas	41,735.46	17,890.85	50,552.75	3,303.52
Davis	1,500.86	3,107.73	1.54	500.00
Decatur	5,399.15	7,111.45	15,000.00	16,878.54
Delaware	10,950.28	4,499.55	22,014.93	4,028.39
Des Moines	77,463.27	34,965.53	2,600.00	1,865.00
Dickinson	1,740.25	4,728.66	190,998.49	3,966.71
Dubuque	18,148.59	2,189.97	300.00	1,515.68
Emmet	19,515.08	3,408.26	50,844.45	225.00
Fayette	17,787.92	9,959.52	15,400.00	2,277.82
Floyd	11,327.45	7,958.21	36,032.25	1,503.00
Franklin	82,579.14	982.14		1,709.79
Fremont	8,875.20	6,234.97		918.23
Greene	5,304.48	4,650.91	87,166.69	1,110.00
Grundy	5,572.35	7,193.63	1,800.00	965.52
Guthrie	6,446.51	7,659.61	69,687.75	1,121.28
Hamilton	5,014.69	3,823.37	600.00	201.23
Hancock	7,863.58	7,155.09	110.00	1,394.12
Hardin	46,415.98	9,582.35		315.81
Harrison	8,602.03	4,801.44	116,100.00	1,755.35
Henry	2,163.23	5,763.94	800.00	645.00
Howard	3,294.26	2,639.46		2,865.06
Humboldt	18,819.85	4,039.10	6,001.00	8,715.75
Ida	6,564.14	4,926.29		8.75
Iowa	7,811.21	5,426.98		1,928.62
Jackson	2,801.22	1,805.10		
Jasper	13,682.33	17,881.08	21,673.05	3,689.41
Jefferson	5,043.41	2,713.05	18,000.00	9.60

COUNTY SUPERINTENDENTS.

JULY 1, 1914 TO JUNE 30, 1915

Total Debit or Credit	CREDIT						
	Paid for schoolhouses and sites	Paid on bonds and interest	Paid for library books	Transferred to other funds	Paid for other purposes	On hand June 30, 1915	
7,504.58	3,329.00	756.07					
24,855.84	15,848.88	472.63		101.68	603.33	2,624.50	
53,545.59	47,825.38	4,316.40		4,560.84	1,151.03	2,822.46	
44,029.32	11,466.33	4,734.30		237.29	111.90	1,055.32	
43,703.29	36,203.81	73.42		2.79	10,562.52	17,863.53	
					1,261.37	6,164.69	
10,090.58	4,405.02	36.00	24.23		168.73	6,456.60	
107,024.24	89,369.39	10,488.16	123.16	527.18	3,562.22	3,544.13	
17,352.80	1,664.51	7,884.62		10.00	1,033.20	6,740.47	
21,440.69	11,935.68	5,001.85	4.80	1.22	233.49	4,253.66	
62,861.69	35,621.00	3,937.72			3,529.63	19,773.29	
115,821.23	26,438.41				1,684.50	87,668.32	
39,010.83	26,463.84	1,515.00		224.70	6,085.87	4,731.42	
79,404.02	41,670.24	1,596.90		153.70	2,343.14	33,640.04	
44,931.35	38,305.44	100.00		1,342.40	1,276.86	3,906.65	
39,202.46	32,689.17	163.50		100.00	1,059.89	5,239.90	
16,691.08	4,604.88	583.00			466.48	9,796.70	
67,529.89	15,298.36	9,837.10	4.00	1,281.02	59.27	13,032.46	
96,569.70	18,170.00	610.86			4.31	3,309.97	
71,998.85	65,681.75	1,248.50			1,596.57	2,533.40	
3,799.47	1,622.69	16.25			341.94	477.02	
41,032.94	27,663.66	2,640.00			2,611.32	1,496.83	
27,951.94	15,015.46	911.00			310.67	11,714.91	
8,329.19	5,496.68	190.25				162.01	
72,829.89	10,830.68	4,459.50		696.16	8,003.63	48,239.92	
113,482.58	54,779.45	11,099.52	177.06		8,839.15	38,617.40	
5,110.16	785.00	3,171.87			108.62	1,044.67	
44,389.14	34,503.62	4,175.00	23.00	1.45	1,575.89	3,810.18	
41,493.15	12,855.98	511.19			7,651.02	20,475.01	
116,333.80	87,909.62	11,215.06	305.90		188.29	2,232.32	
201,434.11	170,805.23	1,465.63		2,692.60	281.63	26,189.02	
22,154.19	2,292.14	1,479.30	10.00		601.76	10,802.52	
					300.00	1,530.00	61,683.13
73,962.79	10,469.66	55.00					
45,425.26	32,426.42	1,248.24			104.40	1,265.62	
56,820.91	42,542.83		.73		4,124.17	1,350.70	
85,221.07	75,804.64	4,351.82			649.79	4,414.82	
16,028.40	1,176.97	5,423.96		8.50	533.03	997.67	
98,232.08	87,798.20	1,436.25				3,572.17	
15,531.50	4,872.40	792.33			568.57	452.97	
84,915.15	45,756.58	3,246.24		38.00	2,344.01	637.02	
9,639.29	1,533.39	1,060.00			235.83	1,551.90	
16,522.70	3,945.60	192.77			5.16	1,281.21	
56,344.14	22,739.16	4,210.30			1,980.62	20,912.91	
131,318.82	7,209.34	1,988.93			151.42	2,851.64	
9,372.17	1,048.50	4,483.26			17.65	12.58	
8,779.78	5,510.27	712.50			33.22	2,823.79	
37,566.70		9,530.40			696.54	25,677.25	
11,490.18					4,162.71	394.75	
15,176.81	85.06	5,133.57			396.22	1,838.25	
4,066.32	299.88	120.00			876.77	670.15	
56,925.87	30,260.03	10,826.70	23.13		460.05	6,392.56	
25,796.06	22,168.78	1,906.59	21.96		50.00	1,528.39	

ABSTRACT [B-1]—REPORTS OF
SCHOOL FINANCES

Counties	SCHOOLHOUSE			
	Debit			
	On hand July 1, 1914	Received from district tax	Received from sale of bonds	Received from other sources
Johnson	1,123.38	12,705.98	25,480.26	3,779.36
Jones	27,922.51	9,203.07	31,100.00	1,100.20
Keokuk	2,586.02	4,290.68		848.00
Kossuth	12,022.43	11,612.65	13,178.36	2,864.49
Lee	98,512.67	9,759.85		1,245.10
Linn	50,004.80	40,919.46	23,300.00	1,772.38
Louisa	2,584.80	3,797.59		307.49
Lucas	2,572.06	7,204.36	16,173.59	3,547.22
Lyon	10,109.50	8,791.46	1,500.00	1,406.67
Madison	1,067.62	2,491.22		29.60
Mahaska	11,877.26	10,169.49	10,071.06	470.37
Marion	13,584.15	11,708.77	45,477.97	3,679.14
Marshall	31,378.67	18,283.41	62,512.46	7,290.41
Mills	6,363.54	11,409.31	18,102.00	325.70
Mitchell	4,339.37	4,319.72		80.38
Monona	4,065.87	6,307.12		
Monroe	5,907.67	8,382.10	1,050.00	2,133.90
Montgomery	2,310.65	690.46		1,722.80
Muscataine	328.70		57,110.95	1,564.58
O'Brien	7,023.81	10,290.93	30,346.85	1,687.82
Osceola	12,329.17	4,534.22		2,717.17
Page	8,888.66	15,025.99		1,766.75
Palo Alto	2,024.29	4,957.03		2,299.29
Plymouth	2,262.76	1,920.00	23,700.00	294.47
Pocahontas	4,103.22	8,759.94	23,500.00	1,251.43
Polk	11,333.39	62,344.95	39,236.42	106,557.42
Pottawattamie	3,803.62	40,062.46		296.98
Poweshiek	7,905.78	14,365.95	1,200.00	584.05
Ringgold	3,425.95	5,958.48	20,000.00	563.73
Sac	11,697.12	8,956.31		2,043.62
Scott	29,452.87	1,062.31		12,339.39
Shelby	3,889.45	12,916.93		3,659.83
Sioux	9,546.69	5,531.96	63.69	6,063.16
Story	16,380.57	5,077.36	43,000.00	4,590.34
Tama	96,967.95	16,572.65	47,542.95	7,936.14
Taylor	7,572.69	7,488.85	3,000.00	470.25
Union	2,738.44	2,835.43	1,000.00	613.70
Van Buren	1,046.41	2,088.04	17,467.95	8,141.10
Wapello	6,980.03	13,504.88	464.40	4,049.52
Warren	7,143.79	5,290.02	815.00	306.56
Washington	2,974.64	9,512.41		1,548.57
Wayne	1,569.17	4,632.94	504.20	6,816.68
Webster	44,903.62	35,186.70		3,091.39
Winnebago	963.75	1,865.56		3,129.12
Winneshek	5,587.65	12,006.21	6,200.00	1,102.08
Woodbury	32,639.05	72,914.23	57,500.00	2,060.11
Worth	5,747.70	1,880.52	48,761.76	477.68
Wright	9,248.37	6,443.42	32,000.00	2,082.16
Total	\$1,334,349.73	\$ 977,478.95	\$1,990,109.76	\$ 440,347.00

COUNTY SUPERINTENDENTS—CONTINUED.

JULY 1, 1914, TO JUNE 30, 1915.

FUND	Credit						
	Total Debit or Credit	Paid for schoolhouses and sites	Paid on bonds and interest	Paid for library books	Transferred to other funds	Paid for other purposes	On hand June 30, 1915
Johnson	43,178.98	38,029.23	11,645.10		980.63	1,854.67	719.35
Jones	69,374.78	44,469.95	5,046.35		556.70	414.53	18,867.25
Keokuk		7,694.70	1,500.21			897.83	3,586.08
Kossuth	39,677.93	11,779.78	1,992.39		411.89	3,818.82	21,675.05
Lee	109,517.62	80,461.23	1,506.70				27,489.69
Linn	116,506.64	33,825.66	2,285.60		22,533.33	6,738.70	51,198.40
Louisa	6,689.97	1,224.49	1,987.49				1,530.43
Lucas	20,497.23	22,619.64	1,988.94		1,076.48	481.72	3,380.45
Lyon	21,809.72	5,398.30	5,749.04		1,833.48	237.64	8,570.36
Madison		3,587.84	519.27		688.84	11.16	1,968.57
Mahaska	32,585.18	2,224.00	8,767.25		263.76	11,319.40	10,016.77
Marion	74,450.03	9,226.26	8,979.11		679.03	6,102.49	49,463.04
Marshall	106,473.95	73,309.11	11,101.46	197.00	6,303.28	7,159.67	11,292.43
Mills	36,290.55	18,337.75	9,817.05	68.45	455.62	1,050.84	6,450.84
Mitchell	8,739.47	642.75	2,782.45		720.74	350.64	4,242.89
Monona	10,362.99	2,500.00	1,400.72	133.41	80.51	1,258.31	4,060.01
Monroe	17,473.67	3,368.88	3,444.63		14.18	5,390.35	4,776.63
Montgomery	4,694.00	1,757.68	171.04			532.72	1,912.26
Muscataine	59,004.23	3,900.00		19.45		223.95	54,899.83
O'Brien	49,349.41	31,412.90	599.74		290.00	17.45	17,119.32
Osceola	16,244.56	16,244.94	30.81		681.62	381.56	2,242.24
Page	26,281.40	3,884.11	7,788.01		114.01	143.86	14,349.41
Palo Alto	9,280.61	3,745.12	1,173.52			742.77	3,426.55
Plymouth	28,177.23	8,040.49		192.65	15.00	203.44	18,588.56
Pocahontas	37,613.69	24,422.06	1,638.93	68.12	2,886.91	342.17	8,255.50
Polk	308,531.18	253,080.87	4,851.08	15.55	782.62	3,242.00	46,550.00
Pottawattamie	44,163.65	18,548.43	310.83	10.90	91.41	4,224.80	20,946.69
Poweshiek	24,006.78	376.14	1,448.67		3,625.76	2,084.05	16,521.16
Ringgold	29,943.16	20,325.40	4,891.18		71.02	217.12	4,988.44
Sac	22,607.05	2,245.23	332.01		4,606.90	3,091.32	12,511.59
Scott	33,851.57	39,205.63	656.42		396.89	594.55	1,935.08
Shelby	30,486.21	6,773.27	2,232.44			5,900.00	5,591.50
Sioux	21,204.75	9,621.17	1,000.50	173.08	638.35	1,777.88	7,993.77
Story	69,048.27	25,223.76	1,786.42		4.23	5,236.01	36,798.85
Tama	169,009.69	118,541.27	26,159.25	12.00	285.58	6,483.89	17,527.90
Taylor	18,631.19	8,063.15	1,802.25		24.23		9,151.46
Union	7,387.57	1,148.66	2,109.28		600.00	278.57	3,251.06
Van Buren	28,743.50	16,488.11	1,484.36	23.50	180.68	1,127.05	9,430.80
Wapello	25,007.83	3,190.50	10,787.41		136.20	615.95	10,247.77
Warren	13,615.37	1,012.00	462.86		89.77	549.92	11,500.82
Washington	14,035.02	1,720.36	6,731.51		338.40	815.20	4,430.15
Wayne	12,542.99	1,177.55	524.00		4,193.74	600.07	5,987.63
Webster	83,181.71	18,341.26	3,197.00	173.55	1,370.79	616.66	59,452.36
Winnebago	5,978.43	1,551.77	13.58			3,720.44	692.64
Winneshek	24,805.94	4,713.17	10,467.23		851.97	100.58	8,792.94
Woodbury	165,113.39	86,392.04	1,118.81			16,551.06	61,031.48
Worth	56,867.66	50,008.58	545.40			1,909.03	4,404.13
Wright	49,723.95	39,439.97	467.50			5,695.30	4,119.12
Total	\$4,742,286.04	\$2,498,946.71	\$ 325,270.88	\$ 2,227.63	\$ 96,619.97	\$ 362,767.13	\$ 1,516,453.82

ABSTRACT [B-2]—REPORTS OF

SCHOOL FINANCES

COUNTY SUPERINTENDENTS.

JULY 1, 1914, TO JUNE 30, 1915

County	CONTINGENT										FUND									
	Debit					Credit					Debit					Credit				
	On hand July 1, 1914	Received from district tax	Received from basis of text books and supplies	Received from average proportion contribution contract tax	Received from interest on deposits	Received from schoolhouse fund and other sources	Total Debit Credit	Paid for fuel, rent, insurance, janitor and repairs	Paid secretaries and messengers	Paid for records and apparatus	Paid for library books	Paid for free text books	Paid for text books and general supplies	Paid for transportation	Paid for average proportion contribution expense	Paid for other purposes	On hand June 30, 1915			
Adair	14,860.00	30,723.49	509.25	\$ 63.00	545.78	\$ 6,635.77	40,497.50	\$ 15,624.76	832.02	\$ 1,123.15	79.42	35.46	\$ 2,225.15	37.00	\$ 4,720.59	15,749.61				
Adams	5,288.15	16,161.54	245.50	47.15	569.27	3,267.81	28,138.01	13,822.72	789.90	452.52	31.04	772.09	2,149.39	50.00	244.03	6,232.18				
Allamakee	8,957.28	18,838.30	1,173.54	100.08	669.87	518.06	29,028.72	13,059.35	953.38	121.52	241.17	35.41	2,640.45	56.00	37.43	2,136.97				
Appanoose	10,617.11	34,972.90	862.79	38.39	600.02	8,220.53	44,627.74	28,617.96	1,653.26	577.66	1,295.90	2,416.22	2,431.40	3,225.06	2,448.37	10,933.23				
Audubon	7,747.07	18,336.00	474.90		692.94	1,676.85	28,537.09	16,989.09	937.70	60.02	45.80	1,733.37		136.20	1,718.60	6,774.79				
Benton	16,806.84	38,956.05	300.01	68.85	1,357.29	5,508.71	63,137.76	29,210.37	1,397.30	2,041.42	509.87	4,511.63	2,775.50		4,706.31	17,925.36				
Black Hawk	12,579.46	31,632.00	134.19	23.71	1,776.94	3,944.72	110,117.72	55,882.32	2,846.07	900.03	224.77	45.99	12,671.97	40.00	31.80	19,808.12				
Boon	15,800.13	41,410.10	352.40	1,526.95	859.65	2,135.32	65,811.77	32,022.14	1,480.34	339.92			6,640.45	56.00	431.59	15,887.68				
Bremer	9,133.57	20,231.55	1,735.70	115.95	519.63	1,735.32	33,804.90	15,334.61	1,000.81	643.96	743.07		2,612.34	17.12	19.14	10,152.60				
Buchanan	14,128.43	31,470.50	400.59		811.01	9,224.24	56,243.62	23,302.26	905.45	1,430.11	955.37	43.12	4,242.92	1,307.05	30.00	6,298.73				
Buena Vista	16,050.00	35,284.50	2,007.65		1,656.89	15,132.54	60,127.27	19,124.27	1,167.98	1,307.87	143.70		2,278.64	14,454.73	310.27	27,296.55				
Butler	32,397.30	35,967.05	290.81	638.92	1,478.07	3,642.80	82,319.54	19,124.27	1,015.90	779.29	408.08	11.30	3,746.50	163.50	481.45	30,832.95				
Calhoun	15,177.56	36,350.15	1,834.10	1,469.65	1,182.15	2,811.12	59,309.72	22,838.19	1,219.06	1,067.70	339.29	500.64	7,314.93		353.10	3,750.50				
Carroll	11,847.37	30,929.50	3,368.82	1,134.75	2,974.40	5,046.25	50,946.25	30,679.99	1,117.41	161.31	326.25	643.98	3,963.19	1,718.00	26.55	17,148.66				
Cass	17,300.25	35,944.13	1,558.33	789.01	1,005.56	1,501.70	58,270.08	27,409.76	1,134.05	440.45	628.92		3,683.35		857.73	19,797.12				
Cedar	20,430.46	50,134.23	1,214.24		1,414.14	978.72	85,190.79	18,439.19	1,331.72	1,689.13	68.73		3,237.78		3,438.80	23,444.44				
Coro Gordo	25,132.70	59,225.95	1,433.83		1,682.96	399.55	102,991.96	40,633.91	2,000.70	3,131.63	251.81	81.48	4,860.56	3,957.50	1,338.66	18,682.80				
Cherokee	14,108.50	31,489.20	15.00		829.28	410.82	46,942.99	18,047.20	1,226.63	501.10	272.29	2,912.68	3,604.70	239.75		4,202.16				
Chickasaw	8,604.51	17,189.67	604.42	438.51	501.18	844.85	38,574.14	12,611.92	850.94	298.79	108.31		2,300.38	57.00	128.00	6,634.85				
Clare	6,000.15	14,759.37		979.00	919.67	13,290.44	27,748.25	15,191.30	681.59	233.92	241.11		4,213.35		116.00	7,622.97				
Clay	12,032.02	45,049.74	843.99		316.33	1,129.79	67,295.90	27,295.90	1,049.11	525.47	211.82		3,788.75			13,512.33				
Clayton	13,708.09	31,928.92	1,239.79		930.20	3,183.95	51,434.08	21,757.37	1,339.50	1,815.30	308.32		4,689.24	152.00	250.18	5,427.43				
Clinton	46,962.09	61,685.70	1,368.22	329.78	1,222.34	1,167.50	112,862.78	42,468.80	2,419.36	772.80	471.93	2,649.22	3,678.17	216.58	510.32	24,617.18				
Crawford	22,449.96	42,350.55	1,577.18		1,762.38	9,628.81	88,628.81	28,476.17	1,749.83	1,315.17	333.68		7,107.05		225.36	37,211.88				
Dallas	21,370.74	37,726.99	1,733.31		1,282.73	5,282.52	65,286.29	31,689.17	1,579.94	3,175.88	301.96	43.71	6,045.49	291.75	247.27	4,319.25				
Davis	4,375.89	16,496.95	6.00		239.32	744.05	29,063.20	9,468.98	980.74	779.39	15.00	102.60	911.97		78.00	10,104.74				
Decatur	15,296.83	39,815.01	609.95	1,265.81	741.49	3,972.47	41,411.67	17,023.85	865.05	484.73	305.11	39.48	1,908.23	4.73	539.91	6,601.99				
Delaware	15,025.02	35,432.34	44.91		839.32	2,294.24	47,321.03	18,871.72	1,943.73	703.98	963.21	69.43	4,777.29	34.90	61.69	12,715.56				
Des Moines	39,988.99	59,146.43	64.72	263.90	2,634.00	1,017.66	83,730.75	33,576.49	1,934.92	966.06	356.02		8,901.87		3,067.00	47,646.56				
Dickinson	8,429.23	29,488.56	4.00	85.35	1,178.32	10,862.92	49,969.67	21,351.32	607.00	972.00	295.89	333.86	448.51	10,929.75	85.39	2,432.26				
Dubuque	13,946.70	62,372.25	673.77		834.70	519.38	78,330.54	31,130.50	2,369.35	1,361.08	509.98	22.42	143.91	53.65		19,981.70				
Emmet	8,455.95	30,382.31	2,048.50		911.82	812.68	42,611.12	18,739.91	773.18	602.37	90.17	208.25	4,403.91	4,602.08		6,462.41				
Fayette	29,578.79	38,676.17	482.53	414.79	1,306.00	2,580.82	64,308.43	29,213.76	1,108.23	288.36	714.78	151.18	1,908.87	1,338.75	449.86	4,710.71				
Floyd	9,690.16	35,723.87	115.06		789.19	5,781.59	50,149.89	25,415.36	330.56	1,309.46	248.21	376.57	1,908.87	333.23	138.90	9,439.67				
Franklin	13,449.90	29,586.56	297.00	1,000.00	1,755.89	1,392.43	44,438.47	15,019.14	925.42	599.50	384.82	5.85	5,956.43	8.25	6,802.78	14,623.83				
Freemont	10,071.06	22,447.92	273.07	308.24	909.51	1,068.78	41,063.18	10,468.02	785.97	796.43	777.04	44.40	2,340.40		239.24	2,927.47				
Greene	11,076.80	29,821.19	1,692.83	422.00	903.61	2,124.79	49,028.85	21,244.79	1,028.85	1,630.87	378.71	297.75	3,951.83		1,185.29	4,372.29				
Grundy	9,589.64	39,180.87	90.00	421.44	423.21	2,467.50	47,303.85	16,150.68	889.27	489.17	112.72	62.92	1,931.29		745.86	18,699.89				
Guthrie	16,239.94	36,291.44	792.06		1,146.97	4,544.44	49,005.85	21,351.90	1,117.88	1,275.64	212.65	70.78	1,729.40		166.15	6,317.48				
Hamilton	11,327.22	35,889.89	2,307.07		1,045.33	4,069.36	55,239.37	23,225.27	1,137.29	2,401.49	681.46	31.76	6,247.90	5,200.87		13,474.37				
Hancock	18,992.15	39,600.00	1,190.81	601.13	1,267.37	2,762.99	52,063.09	25,063.09	1,564.97	228.58	654.51		4,988.78		1,118.09	18,963.35				
Harlin	21,428.91	34,301.08	3,741.52	714.21	1,104.07	7,440.15	68,730.92	28,101.10	1,374.99	457.12	508.81	9.59	6,236.59		18.15	17,281.29				
Harrison	15,463.75	35,443.87	393.19	3,719.28	926.76	67,495.67	87,730.75	22,854.54	1,334.12	799.28	221.85	982.90	3,957.10	34.00	95.45	15,295.83				
Henry	12,988.85	29,138.67		46.44	565.39	1,493.07	41,228.32	16,189.49	987.13	258.39	226.17	117.15	2,622.50	1,747.50	75.08	4,242.44				
Howard	7,730.75	17,255.87	4.50		385.27	1,117.23	27,649.23	14,824.33	695.33	59.55	619.55	65.73	3,500.47	29.00	5.92	1,851.63				
Humboldt	13,869.64	22,370.05	54.06	994.89	1,031.99	5,856.08	46,774.38	16,539.93	327.05	730.23	309.67		2,735.54	4,649.85		6,342.76				
Ida	6,431.54	19,009.25	47.13		605.44	7,086.45	33,179.83	16,303.75	912.73	745.72	451.01		3,407.67	406.00	239.72	4,778.37				
Iowa	19,800.43	35,418.68	735.79	81.18	1,985.65	1,939.38	43,761.13	16,602.15	1,393.34	907.91	622.82	3,439.96	430.31	374.78	116.33	4,315.08				
Jackson	22,545.50	30,613.20			686.05			22,706.05	1,236.11	749.73	307.25	7.83	1,676.10	623.25	681.45	27,066.37				
Jasper	16,527.33	48,133.99	2,606.62	145.17	1,195.05	807.43	60,786.09	31,506.38	1,422.60	1,408.77	382.64		6,232.65		422.62	22,804.64				
Jefferson	9,748.07	35,940.80	1,197.72		679.33	3,577.09	41,185.05	16,480.92	856.23	1,151.64	307.11	628.44	2,650.41	54.58	16.23	8,050.80				

ABSTRACT [B-2]—REPORTS OF SCHOOL FINANCES

CONTINGENT

Counties	Debit						Total Debit or Credit
	On hand July 1, 1914	Received from district tax	Received from sale of text books and supplies	Received from average proportion contingent expense	Received from interest on deposits	Received from schoolhouse fund and other sources	
Johnson	15,069.06	30,261.68	28.25	108.45	413.26	2,278.92	48,179.62
Jones	18,652.97	28,408.45	1,128.15	151.00	1,124.66	2,045.97	51,511.20
Keokuk	17,484.08	31,230.28	240.03	49.00	672.42	2,323.10	51,908.91
Kossuth	18,155.42	45,623.72	311.68		1,103.41	5,495.23	70,680.46
Lee	14,322.88	57,900.93	109.61		684.09	24,815.24	97,832.75
Linn	24,415.34	122,249.59	523.06	2,483.96	2,660.97	4,101.55	156,434.47
Louisa	7,135.87	24,269.36	558.54	340.49	561.15	3,682.98	36,430.30
Lucas	9,527.77	16,270.63	91.97	353.07	454.77	2,130.21	28,828.42
Lyon	16,024.08	31,039.65	187.99		1,205.69	2,013.68	50,471.00
Madison	10,428.89	23,655.83	1,016.54	492.38	640.14	1,307.95	37,541.73
Mahaska	14,301.24	38,139.59	265.05	225.06	917.98	8,108.74	61,958.22
Marion	26,456.87	30,314.00	1,770.42	4,077.10	1,738.68	1,566.10	25,989.04
Marshall	16,383.50	64,137.56	3,820.91		1,411.30	9,154.04	94,907.31
Mills	9,526.83	22,953.97	165.10	125.20	765.86	2,798.23	36,335.19
Mitchell	8,881.75	24,304.82	16.62	601.66	693.37	7,181.26	41,679.38
Monona	15,265.76	28,511.25	515.60	506.74	948.48	3,325.46	49,373.38
Monroe	12,129.53	22,196.88	301.72	627.69	816.30	1,876.16	37,858.28
Montgomery	9,705.05	30,871.61	816.90	110.80	175.08	1,746.28	44,055.72
Muscataine	11,006.52	36,124.90	2,902.12	397.97	1,144.55	374.57	51,950.69
O'Brien	20,705.09	38,534.52	2,586.93	304.75	1,355.31	2,094.55	66,481.15
Osceola	7,056.47	17,278.95	63.64		507.03	4,104.71	29,010.80
Page	15,144.50	45,564.35	576.05	800.94	1,305.39	5,618.16	69,009.46
Palo Alto	7,932.36	25,752.31	277.31		450.92	1,087.52	35,500.41
Plymouth	15,779.73	35,723.01	54.79		1,290.14	2,967.38	55,818.04
Pocahontas	13,358.84	33,457.95	76.87	443.51	701.80	3,470.00	51,500.04
Polk	17,437.48	213,735.82	16,488.95	565.84	3,727.84	19,449.52	271,425.95
Pottawattamie	34,682.05	84,929.74	1,993.61	687.98	1,791.56	2,737.63	126,822.63
Poweshiek	21,624.13	31,559.11	1,969.38	268.82	1,037.92	3,015.39	59,474.75
Ringgold	12,129.07	20,294.35	339.91	879.45	407.72	2,935.63	36,986.13
Sac	9,498.66	35,530.05	371.73	1,085.53	1,036.75	3,477.32	51,000.41
Scott	47,754.46	109,312.47	13,385.31	1,959.86	2,524.11	2,524.11	174,936.24
Shelby	16,541.10	25,321.89	912.29	708.15	1,196.51	971.26	45,651.20
Sioux	28,646.48	36,929.19	212.57	188.53	1,567.67	5,075.78	72,650.13
Story	15,740.69	52,533.68	2,074.15	612.04	1,006.16	11,765.25	84,731.97
Tama	25,847.74	36,925.76	420.92	1,304.62	1,244.50	3,492.83	69,326.37
Taylor	12,325.43	26,379.87	529.88	979.10	466.95	4,412.69	45,063.92
Union	15,081.05	24,305.06	3,047.19	367.62	941.94	3,204.96	46,847.82
Van Buren	7,765.57	18,386.70	446.18	25.54	575.28	3,198.99	30,398.36
Wapello	19,212.43	64,480.43	805.38	1,176.93	690.83	1,088.73	87,424.73
Warren	17,717.70	29,969.34	353.92	58.28	602.71	3,082.39	51,784.43
Washington	15,191.97	32,962.61	3.45	440.89	507.91	2,468.61	51,665.35
Wayne	10,978.16	21,801.69	91.87	645.92	701.13	645.92	33,644.76
Webster	16,829.86	62,172.59	82.29	145.01	1,304.64	3,336.56	98,282.56
Winnebago	15,236.94	26,436.06	1,612.91		890.25	12,747.87	46,965.35
Winnesbick	11,896.60	22,543.99	31.37	71.57	462.14	2,489.19	38,184.65
Woodbury	29,569.15	139,414.94	3,944.31	492.85	2,050.83	28,119.74	208,821.82
Worth	8,774.38	14,958.36	67.57	118.82	731.97	690.50	25,311.60
Wright	19,013.69	41,512.05	5.50	823.92	1,312.26	3,133.37	65,800.69
Total (Grand)	\$ 1,532,555.26	\$ 3,750,872.78	\$ 113,920.24	\$ 842,648.12	\$ 101,552.18	\$ 435,830.90	\$ 5,977,888.48

COUNTY SUPERINTENDENTS—CONTINUED.
JULY 1, 1914, TO JUNE 30, 1915

FUND

Counties	Credit										On hand June 30, 1915
	Paid for fuel, rent, insurance, repairs and janitor	Paid secretaries and treasurers	Paid for records and apparatus	Paid for library books	Paid for free text books	Paid for text books and general supplies	Paid for transportation	Paid for average proportion contingent expense	Paid for other purposes	On hand June 30, 1915	
Johnson	23,876.82	2,039.10	426.43	116.89	1.40	3,177.27	254.75	543.53	6,216.92	11,526.51	
Jones	18,607.42	1,118.48	96.31	389.89	11.95	4,692.02	143.00	230.00	5,302.12	20,919.41	
Keokuk	21,423.90	1,286.43	1,475.71	691.92		2,383.72	910.00	411.19	3,493.08	19,922.96	
Kossuth	28,807.12	1,696.63	512.81	313.30	331.35	1,474.87	1,037.95	248.56	8,138.53	28,128.34	
Lee	33,683.11	1,423.90	1,181.55	311.29	97.21	5,350.87	158.00	26.87	43,284.55	12,315.40	
Linn	55,903.64	2,785.52	285.02	509.65	6,247.52	2,583.53	515.19	41.25	37,775.37	49,787.75	
Louisa	7,135.87	699.07	368.67	741.63		2,122.46	2,584.00	798.06	4,787.47	10,312.55	
Lucas	9,527.77	968.04	361.66	424.48	21.63	1,118.90	225.00	375.28	3,166.64	7,897.91	
Lyon	20,893.47	1,163.00	740.35	61.01	127.00	2,053.01	169.15		2,240.13	23,023.88	
Madison	16,426.26	778.25	1,665.93	149.95		2,609.97	321.00	169.06	2,170.14	13,294.17	
Mahaska	23,896.97	1,411.17	561.41	96.99		3,543.92	435.00	140.58	17,623.13	14,249.99	
Marion	25,989.04	1,446.52	698.22	197.69	1,791.80	3,608.73	1,418.00	955.77	9,645.55	20,171.85	
Marshall	33,836.51	1,251.23	1,804.10	680.88	1,888.12	3,539.12	11,643.18	140.94	22,513.13	17,501.00	
Mills	15,506.97	1,215.13	36,335.19	734.10	548.61	5,381.12	352.99	3,428.19	8,959.83	8,959.83	
Mitchell	25,115.84	860.97	1,038.28	93.64	143.15	2,709.01	1,929.05	199.70	5,071.57	8,479.17	
Monona	25,154.12	939.25	923.18	296.08		2,186.87	335.50		2,104.23	17,473.15	
Monroe	15,532.58	1,058.85	552.55	20.00	370.00	915.08	487.45	634.87	4,082.01	14,205.09	
Montgomery	20,232.20	989.29	492.76	371.49	1,707.57	3,306.72		609.75	1,956.65	14,389.19	
Muscataine	26,088.15	1,498.59	583.87	240.60	3.95	6,438.19			5,445.65	11,642.63	
O'Brien	28,469.59	1,289.45	857.84	60.39		7,099.13	584.65	679.15	2,027.14	25,418.81	
Osceola	12,070.43	725.65	1,989.99	241.70	83.58	2,751.49	90.00	5.99	3,333.81	7,718.16	
Page	36,777.92	1,094.15	414.67	471.82		5,282.03	1,606.75	1,090.11	6,552.47	15,749.54	
Palo Alto	16,809.55	898.28	391.56	283.90		2,016.15	892.35		5,688.16	8,710.76	
Plymouth	29,939.73	1,580.23	331.97	100.53	54.99	2,316.78	385.05	76.70	4,973.92	16,059.04	
Pocahontas	21,383.60	969.12	1,413.11	28.71	804.13	1,710.62	4,085.44	79.69	7,705.46	13,229.10	
Polk	139,339.94	4,248.26	3,878.70	1,281.94	14,684.36	30,392.85	1,975.00		43,494.71	32,089.19	
Pottawattamie	54,745.59	2,697.78	2,492.78	2,559.22	4,593.54	7,209.59	2,065.76	198.83	14,244.10	38,290.23	
Poweshiek	27,571.36	1,137.24	558.17	511.03	1,116.22	5,323.72		296.77	4,173.82	18,786.42	
Ringgold	17,520.08	766.48	417.14	200.00	968.90	2,105.77	510.75	325.32	1,811.35	12,360.34	
Sac	22,383.42	738.47	735.44	135.20		3,134.69	370.00	68.89	7,591.24	15,842.69	
Scott	87,927.72	3,397.08	3,636.81	1,328.83	62.77	13,997.98		1.61	26,495.32	38,088.09	
Shelby	17,951.20	1,191.00	92.28	262.27	27.08	2,582.52	1,176.28	4.25	2,021.04	20,342.38	
Sioux	27,691.08	1,799.97	1,629.15	386.89	715.27	3,332.38	585.00	666.32	8,803.77	26,950.30	
Story	31,798.05	1,315.90	2,638.22	879.41	1,628.05	6,778.01	2,943.00	129.70	14,386.65	22,234.08	
Tama	28,729.15	1,489.21	776.88	386.16	413.28	1,634.48	13.00	4,865.18	2,583.21	28,495.82	
Taylor	21,915.22	1,076.80	239.17	231.91	21.50	4,256.66	132.50	765.60	3,324.78	13,189.78	
Union	16,474.02	756.90	97.31	522.57	138.11	4,515.43	3,361.59	564.03	5,097.00	15,310.86	
Van Buren	11,034.48	808.02	235.07	816.33	623.63	2,314.46	416.64	29.74	4,041.19	10,078.70	
Wapello	38,348.10	2,044.80	2,737.32	343.87		5,560.14	380.00	294.18	13,783.86	23,952.46	
Warren	17,881.99	1,074.11	700.23	195.18	177.47	2,919.45	3,919.39	414.52	7,396.99	18,040.09	
Washington	19,278.21	890.47	610.36	337.03	175.16	504.33	3,665.79	652.22	6,336.97	19,214.90	
Wayne	19,453.11	753.49	966.53	627.88	1,285.97	398.54	15.00	350.37	1,508.09	12,166.78	
Webster	37,157.89	1,820.61	4,862.90	274.76	468.04	6					

ABSTRACT [B-3]—REPORTS OF
SCHOOL FINANCES

SCHOOL BUILDING

Counties	Debit			On hand July 30, 1915
	On hand July 1, 1914	Received from district tax	Received from sale of school funding bonds	
Adair	\$ 4,626.51	\$ 3,921.15		\$ 36.00
Adams	1,518.26	552.54		
Allamakee	123.57	556.78		
Appanoose	1,083.00	2,931.85		
Audubon	4,315.20	3,417.00	\$ 1,314.38	758.61
Benton	4,248.13	8,616.16	35,539.87	4,374.96
Black Hawk	1,978.57	2,522.93		7,226.66
Boone	14,309.85	1,359.25	1,050.00	3,414.95
Bremer	33.50			
Buchanan	477.65	479.96		
Buena Vista	2,996.71	11,292.63		626.96
Butler	1,973.42	4,578.29		532.73
Calhoun	1,916.58	3,332.07		
Carroll	5,471.05	5,687.89		
Cass	5,592.25	10,919.32	1,294.67	356.91
Cedar	2,280.01	8,794.88	7,500.00	82.88
Cerro Gordo	2,581.71	3,174.91	732.82	387.15
Cherokee	3,416.29	8,303.33		
Chickasaw	755.33	8,261.00		1,582.15
Clarke	335.83	2,166.34	600.00	210.00
Clay	10,782.34	12,023.14		64.24
Clayton		2,255.65		
Clinton	2,028.64	8,502.88	20,553.50	292.41
Crawford	1,317.09			
Dallas		2,977.40	300.25	
Davis	No record			
Decatur	1,076.30	1,589.46	19,127.20	1,041.47
Delaware	2,856.68	3,792.22		87.72
Des Moines	1,746.31	13,674.57		
Dickinson	24,245.85	8,951.27	973.22	8,310.50
Dubuque	799.80	28,329.04	3,000.00	6.38
Emmet	4,684.85	7,531.72		235.56
Fayette	3,196.05	6,244.55		27.36
Floyd	2,063.85	9,030.31		
Franklin	453.50	3,659.01		35,250.89
Fremont	No record			
Greene	47,091.98	4,110.37		723.41
Grundy	1,284.91	5,995.50	40.00	326.46
Guthrie	501.75	2,060.55		132.37
Hamilton	2,361.48	4,924.48	20,000.00	2,809.36
Hancock	16,147.49	3,810.00	20,000.00	570.00
Hardin	1,842.69	3,338.60	33,072.34	775.98
Harrison	3,876.78	11,870.29	540.92	1,001.08
Henry		4,948.93	436.55	4,000.00
Howard	5,068.42	1,450.10		
Humboldt	1,147.97	3,289.17		123.33
Ida	134.50	937.71		973.54
Iowa	3,147.72	5,762.85	14,038.34	607.83
Jackson	9,501.95	4,095.09	5,061.30	916.83
Jasper	25,813.85	8,113.34		3,048.84
Jefferson	6,864.25	10,081.30	6.32	

COUNTY SUPERINTENDENTS.

JULY 1, 1914, TO JUNE 30, 1915.

BOND FUND

Total debit or Credit	Credit			On hand June 30, 1915
	Paid on school building bonds	Paid interest on school building bonds	Paid for other purposes	
\$ 8,584.26	\$ 3,000.00	\$ 2,010.70	\$ 1,632.84	\$ 1,940.72
2,070.90	1,980.90	90.00		
480.35	200.00	110.00	4.21	166.14
4,773.46	1,997.84	831.20	941.89	1,002.53
9,046.58	1,500.00	2,480.05	221.85	4,844.68
52,779.12	5,043.00	4,350.50	22,689.92	20,696.70
11,728.16	1,712.50	5,383.75	338.86	3,793.55
20,131.05		825.50	10,520.30	8,735.25
				33.50
				957.61
14,736.30	600.50	9,155.30	257.02	4,693.48
7,084.44	3,000.00	1,680.78		2,497.66
4,348.65	1,000.00	1,918.63		1,430.92
12,810.62	2,009.00	4,611.31	191.00	6,098.21
24,964.45	1,600.00	7,027.20	1,297.83	14,109.92
11,432.04	3,800.00	2,541.70	651.32	4,439.02
6,909.44	86.00	3,209.00		3,563.44
11,719.53	5,000.00	1,283.97	1.00	5,434.56
10,549.08	3,050.97	5,648.00		1,900.11
3,312.17	756.00	525.25	694.93	1,335.89
22,879.72	6,002.65	2,997.59	8,389.90	5,489.58
2,255.65		900.00	102.19	1,233.46
31,977.43	6,600.25	1,728.85	20,946.13	2,702.20
1,317.09		825.10		491.99
3,277.65		2,772.88	15.87	488.90
22,825.43	500.00	1,226.00	16,862.08	4,246.75
6,646.62	3,950.00	1,633.77	196.84	867.01
15,420.88	600.00	8,210.76		6,610.12
42,480.85	870.00	9,000.08	28,000.79	4,549.96
32,126.17	24,400.00	6,318.00	519.28	888.89
12,452.13		5,708.00		6,749.13
9,497.96	2,400.00	2,975.25		4,092.71
11,634.16	6,426.00	1,859.25	179.85	2,587.06
42,303.40	2,875.50	3,545.37	14,014.90	21,927.63
51,925.76	4,531.30	653.00		46,741.46
7,646.87	3,241.00	1,937.25	540.41	2,028.21
2,694.67	2,305.05	125.00		174.62
30,095.32		4,834.40	21,568.69	5,692.20
40,527.49	400.00	1,632.75	31,988.28	6,506.46
39,029.61	300.00	704.50	4,161.14	84,063.97
16,789.07	3,347.40	3,748.78	20.10	9,672.79
9,385.48	4,000.00	602.64	1,866.65	2,887.19
6,518.52	2,000.00	2,485.00		2,033.52
4,560.47	1,500.00	802.86	96.63	2,101.99
1,950.75		1,950.75		
23,576.76	1,800.00	1,032.31	8,247.30	12,497.15
19,575.17		1,803.00	13,998.61	3,688.56
46,576.03	1,011.40	2,014.43	40,901.29	3,049.00
16,951.87	5,800.00	5,534.33	1,027.15	4,589.79

ABSTRACT [B-3]—REPORTS OF
SCHOOL FINANCES

Counties	SCHOOL BUILDING			
	Debit			
	On hand July 1, 1914	Received from district tax	Received from sale of school funding bonds	Received from other sources
Johnson	2,335.24	408.78		
Jones	1,324.82	6,468.76		
Keokuk	1,373.48	6,664.42		157.22
Kossuth	524.78	4,500.00		
Lee	2,055.17	7,174.08	25,092.25	458.02
Linn	20,377.93	24,974.01	125,000.00	22,500.00
Louisa	1,816.35	3,205.22		
Lucas	84.81	653.20		2,436.36
Lyon	3,668.19	4,803.02		12.50
Madison	1,430.08	2,877.26	20,000.00	1,051.00
Mahaska	2,465.58	3,751.46	30,041.10	241.26
Marion			17,000.00	
Marshall	790.80	3,337.00	32,161.97	1,516.56
Mills	No record			
Mitchell	7,505.01	6,237.42		1.00
Monona	1,348.54	3,966.00		7.41
Monroe	4,148.17	10,421.71		1,770.54
Montgomery	20,972.94	10,135.94		119.65
Muscataine	2,953.46	9,018.28		116.10
O'Brien	2,323.65	6,024.36		264.00
Osceola	1,651.86	2,796.53		114.49
Page	791.74	777.03	4,000.00	69.41
Palo Alto	2,296.92	3,170.55	10,000.00	98.45
Plymouth	4,748.57	9,915.00		25.00
Pocahontas	1,318.94	1,915.91	13,292.35	41.10
Polk	1,181.55	124,544.19	20,372.20	225.82
Pottawattamie	4,371.45	14,495.68		.10
Poweshiek	578.10	1,982.51		1,181.64
Ringgold	No record			
Sac	903.98	5,509.51		
Scott	3,700.06	50,315.92		4,346.17
Shelby	22.65	633.42		
Sioux	3,438.15	4,937.80	35,118.90	
Story	5,889.57	21,305.95	5,531.44	8.05
Tama	4,490.04	8,458.31		952.06
Taylor	985.37	5,803.38		22.00
Union	4,909.25	7,949.86	700.00	128.36
Van Buren	5,175.69	4,477.50		
Wapello	3,474.98	5,683.89		73.62
Warren	1,557.88	3,513.06		
Washington	744.16	2,907.48		
Wayne	5,461.07	4,963.94	5,200.00	4,070.30
Webster	3,434.63	17,449.57	11,637.30	162.68
Winnebago	1,578.76	4,118.83	25,000.00	
Winshiek	686.91			
Woodbury		35,503.79		5,361.08
Worth	642.22	4,438.80		1,035.74
Wright	19,188.90	5,935.41	7,500.00	2,261.07
Total (Grand)	\$ 419,671.93	\$ 743,488.71	\$ 578,869.26	\$ 184,701.16

COUNTY SUPERINTENDENTS—CONTINUED.
JULY 1, 1914, TO JUNE 30, 1915.

Total debit or Credit	BOND FUND			
	Credit			
	Paid on school building bonds	Paid interest on school building bonds	Paid for other purposes	On hand June 30, 1915
2,744.02	400.00		2,106.94	237.08
7,788.58	3,000.00	3,887.50	99.58	801.50
8,195.12	2,961.80	2,806.36		1,426.96
5,024.78		2,025.33	1.30	2,998.06
34,779.52	6,000.00	570.82	26,029.24	1,279.46
192,861.94	1,425.75	23,337.95	160,890.22	7,225.02
5,021.57	1,000.00	1,703.50	.36	2,238.71
5,174.37	1,100.00	761.23		1,313.14
8,483.71	2,600.00	1,717.05	311.22	3,855.44
25,358.34	1,576.25	1,276.25	10,048.49	12,462.35
36,499.40	1,000.00	2,254.25	4,035.14	29,210.01
17,000.00		3,295.18		13,704.82
37,806.36	2,300.00	1,205.09	34,036.87	274.40
13,743.43	1,500.00	1,576.50	8,718.79	1,948.14
5,322.55	1,984.38	1,345.75	762.72	2,129.70
16,340.42	7,506.27	4,869.64	1,300.84	2,063.67
31,223.53	4,450.50	4,039.86	18,335.44	4,411.73
12,087.84	5,310.00	2,817.85		3,959.99
8,712.01	500.00	2,954.44	1,345.49	3,912.08
4,562.88	1,000.00	1,449.03	1,441.50	672.35
5,639.08	500.00	214.50	4,791.74	132.84
15,565.62	2,840.10	1,339.69	248.45	11,146.38
14,688.57	2,000.00	5,200.93	1,245.54	6,242.10
16,567.70	749.98	2,146.38		13,671.34
146,323.76	14,000.00	85,446.76	6,218.76	40,658.24
18,867.23	1,748.56	11,583.68	6.08	5,528.91
3,642.25		2,239.25	1,392.00	
6,413.49	100.00	3,648.00	892.23	1,863.23
58,302.15	42,000.00	13,285.92		3,075.23
656.07	600.50			5.57
43,494.85	1,250.00	1,483.50	910.07	39,851.28
35,735.61	19,191.75	8,147.77	68.73	6,337.36
13,869.41		4,165.65	3,500.00	6,194.76
6,811.35	946.25	2,365.17	53.25	3,446.68
13,687.46	2,000.00	4,582.25	1,015.83	6,089.88
9,653.19	2,000.00	1,702.29	1,500.00	4,450.90
9,232.40	6,400.00	21.50		2,810.99
5,070.94	2,250.40	1,033.00	78.16	1,609.78
3,651.64	1,500.00	925.00		1,226.64
19,695.40	10,152.59	6,004.88	90.64	2,847.29
32,684.24	14,145.00	10,411.79	1,468.53	6,658.92
33,697.69	1,600.00	2,275.00	4,242.75	26,179.84
686.91			667.72	19.19
40,864.87	1,319.75	17,188.07	69.54	22,257.51
6,118.85	3,000.00	2,462.75	221.97	462.13
87,005.38	1,442.76	5,364.00	26,247.08	3,951.54
Total	\$ 1,867,731.06	\$ 297,442.35	\$ 388,948.06	\$ 581,413.61
				\$ 569,927.94

ABSTRACT [B-4]—REPORTS OF COUNTY SUPERINTENDENTS.

INTEREST BEARING INDEBTEDNESS JUNE 30, 1915.

Counties	Outstanding Bonds and Interest Bearing Warrants		
	Bonds	Warrants	Total
Adair			
Adams	\$ 43,425.30	\$ 2,425.30	\$ 45,850.60
Allamakee		462.85	462.85
Appanoose	42,700.00	6,986.87	49,686.87
Andubon			
Benton	14,800.00		14,800.00
Black Hawk	106,350.00	3,179.57	109,529.57
Boone	318,425.00	40,640.68	359,065.68
Bremer	170,000.00	3,913.37	173,913.37
Buchanan	53,000.00	1,129.38	54,129.38
Buena Vista	78,900.00	18,141.82	97,041.82
Butler	150,000.00	2,774.57	152,774.57
	50,600.00	1,774.63	52,374.63
Calhoun			
Carroll	131,500.00	5,794.48	137,294.48
Cass	93,700.00		93,700.00
Cedar	161,100.00		161,100.00
Cerro Gordo	60,600.00	773.04	61,373.04
Cherokee	153,400.00	23,655.58	177,055.58
Chickasaw	108,400.00	657.24	109,057.24
Clarke	80,900.00	3,027.24	83,927.24
Clay	2,970.00	93.85	3,063.85
Clayton	135,500.00	3,035.22	138,535.22
Clinton	55,520.23	14,787.35	70,307.58
Crawford	151,000.00	2,079.44	153,079.44
	71,000.00	6,012.90	77,012.90
Dallas			
Davis	221,200.00	28,014.61	249,214.61
Decatur			
Delaware	19,600.00		19,600.00
Des Moines	50,200.00	3,264.74	53,464.74
Dickinson	218,800.00	1,070.98	219,870.98
Dubuque	268,800.00	5,498.52	274,298.52
	143,300.00	31,396.93	174,696.93
Emmet	165,000.00	462.47	165,462.47
Fayette			
Floyd	68,700.00	19,723.48	88,423.48
Franklin	49,880.00	3,443.67	53,323.67
Fremont	108,700.00	2,926.69	111,626.69
	4,470.00	598.88	5,068.88
Greene			
Grundy	90,500.00	1,270.95	91,770.95
Guthrie	37,100.00	425.00	37,525.00
	113,000.00	341.07	113,341.07
Hamilton	109,600.00	4,773.11	114,373.11
Hancock	50,900.00	2,159.65	53,059.65
Hardin	179,500.00	10,962.35	190,462.35
Harrison	93,200.00	9,857.84	103,057.84
Henry	38,100.00	2,060.00	40,160.00
Howard			
Humboldt	73,000.00	8,289.58	81,289.58
Ida			
Iowa	10,000.00		10,000.00
	96,900.00	3,685.41	100,585.41
Jackson			
Jasper	40,805.43	65.00	40,870.43
Jefferson	126,000.00	11,396.37	137,396.37
Johnson	98,325.75		98,325.75
Jones	108,831.89	2,337.25	111,169.14
	122,800.00	3,523.79	126,323.79
Keokuk			
Kossuth	52,434.16	561.57	52,995.73
	78,500.00	125.20	78,625.20

ABSTRACT [B-4]—REPORTS OF COUNTY SUPERINTENDENTS—CON.

INTEREST BEARING INDEBTEDNESS JUNE 30, 1915.

Counties	Outstanding Bonds and Interest Bearing Warrants		
	Bonds	Warrants	Total
Lee	175,000.00	18,800.00	193,800.00
Linn	529,500.00	4,391.36	533,891.36
Louisa	37,500.00	5,925.53	43,425.53
Lucas	27,385.00		27,385.00
Lyon	44,600.00		44,600.00
Madison	35,615.67	175.00	35,790.67
Mahaska	106,600.00	1,001.20	107,601.20
Marion	68,000.00		68,000.00
Marshall	68,196.00	23,261.75	91,457.75
Mills	48,375.00	1,236.65	49,611.65
Mitchell	35,168.80	1,600.00	36,768.80
Monona	36,400.00	461.21	36,861.21
Monroe	107,750.00	2,550.00	110,300.00
Montgomery	93,000.00		93,000.00
Muscatine	115,240.00		115,240.00
O'Brien	95,560.00	2,439.61	97,999.61
Oscola	39,000.00	2,843.03	41,843.03
Page	92,750.00	4,682.19	97,432.19
Palo Alto	25,000.00	3,088.85	28,088.85
Plymouth	119,500.00	1,442.75	120,942.75
Pocahontas	46,820.25	1,502.00	48,322.25
Polk	1,728,990.00	80,566.72	1,809,556.72
Pottawattamie	267,100.00	6,560.95	273,660.95
Poweshiek	61,000.00	2,410.00	63,410.00
Ringgold			
Sac	65,000.00	5,968.07	70,968.07
Scott	279,000.00		279,000.00
Shelby	36,000.00	5,763.66	41,763.66
Sioux	80,750.00	3,290.65	84,040.65
Story	276,700.00	7,768.30	284,468.30
Tama	143,151.96	5,192.07	148,344.03
Taylor	77,100.00	5,712.16	82,812.16
Union	73,600.00		73,600.00
Van Buren	51,978.06	6,376.15	58,354.21
Wapello	107,500.00	56,261.72	163,761.72
Warren	21,300.00	3,007.69	24,307.69
Washington	57,500.00	5,896.76	63,396.76
Wayne	21,100.00	6.00	21,106.00
Webster	228,950.00	38,719.53	267,669.53
Winnebago	72,500.00		72,500.00
Winneshiek	3,900.00	550.00	4,450.00
Woodbury			
Worth	51,000.00	406.11	51,406.11
Wright	65,223.50	3,185.80	68,409.30
Total	\$ 10,772,872.00	\$ 620,821.16	\$ 11,393,693.16

ABSTRACT [C]—REPORT OF

Counties	No. of first, second and third grade certificates granted		No. special certificates granted		No. of provisional certificates granted		No. of rejections		Total number of candidates examined		No. normal training certificates issued		Total county examination fees received		
	Males	Females	Males	Females	Males	Females	Males	Females	Males	Females	Males	Females	Males	Females	
Adair	8	186	1	3	2	26	56	11	269	5	11	269	11	269	
Adams	9	157	1	3	3	13	28	13	201	6	13	201	13	201	
Allamakee	9	185	1	3	3	17	18	12	171	4	12	171	12	171	
Appanoose	56	216	1	3	4	9	15	81	75	309	75	309	75	309	
Audubon	5	70	1	3	3	21	44	11	135	11	11	135	11	135	
Benton	15	158	2	2	2	24	62	20	246	2	20	246	20	246	
Black Hawk	12	171	5	12	11	26	10	60	38	269	38	269	38	269	
Boone	8	200	2	4	4	54	56	16	312	4	16	312	16	312	
Bremer	14	140	1	4	4	32	27	19	200	6	19	200	19	200	
Buchanan	10	177	1	6	2	67	20	246	16	20	246	16	20		
Buena Vista	6	136	6	6	6	37	57	18	239	2	18	239	18	239	
Butler	16	105	4	4	4	21	35	24	161	4	24	161	24	161	
Calhoun	7	142	1	3	3	30	1	25	11	204	7	11	204	11	204
Carroll	53	129	1	2	3	3	3	32	56	160	10	56	160	56	160
Cass	23	270	1	5	6	63	29	339	29	339	29	339	29	339	
Cedar	11	101	1	8	23	5	39	24	154	5	24	154	24	154	
Cerro Gordo	2	138	1	18	11	53	14	209	3	3	3	3	3	3	
Cherokee	2	89	1	16	3	30	5	135	14	14	14	14	14	14	
Chickasaw	15	199	3	1	8	14	84	30	294	3	28	294	28	294	
Clarke	30	122	3	11	9	6	32	49	166	2	49	166	49	166	
Clay	7	95	1	1	5	5	39	14	140	2	20	171	20	171	
Clayton	30	139	1	5	19	8	26	43	181	7	43	181	43	181	
Clinton	11	192	2	5	4	7	1	41	18	245	7	18	245	18	245
Crawford	11	214	4	2	33	9	87	22	338	1	22	338	22	338	
Dallas	22	170	1	5	24	1	20	28	215	5	28	215	28	215	
Davis	58	79	1	2	4	45	48	105	132	111	111	146	111	146	
Deaatur	15	126	5	34	4	23	24	183	2	7	24	183	24	183	
Delaware	2	168	2	5	29	5	50	12	249	9	13	345	13	345	
Des Moines	8	120	7	7	21	2	17	17	165	4	17	165	17	165	
Dickinson	5	54	1	2	1	8	1	13	8	77	6	16	80	16	80
Dubuque	3	372	4	9	1	2	3	99	11	482	2	11	483	11	483
Emmet	2	90	2	14	4	37	8	141	3	8	8	141	8	141	
Fayette	20	294	2	16	6	96	28	496	3	28	496	28	496		
Floyd	8	160	2	2	25	1	25	13	210	7	13	210	13	210	
Franklin	5	70	4	34	4	32	13	136	13	13	160	13	160		
Fremont	15	140	3	1	28	8	45	24	216	24	24	216	24	216	
Greene	10	152	2	2	27	7	35	19	219	19	19	219	19	219	
Grundy	3	73	4	23	2	26	9	122	2	2	9	122	9	122	
Guthrie	31	125	3	9	32	4	46	44	206	1	44	206	44	206	
Hamilton	18	208	1	9	22	2	27	29	253	5	29	253	29	253	
Hancock	4	168	1	12	1	16	5	137	3	5	5	137	5	137	
Hardin	15	187	3	3	10	14	75	32	275	2	32	275	32	275	
Harrison	5	167	4	59	9	226	9	226	9	226	9	226	9	226	
Henry	18	143	3	11	43	9	74	38	263	38	38	263	38	263	
Howard	3	70	1	13	16	3	100	4	3	100	4	3	100	4	3
Humboldt	4	120	1	3	7	1	28	9	156	2	9	156	9	156	
Ida	1	140	1	2	1	5	41	3	188	4	3	188	3	188	
Iowa	13	150	1	1	2	4	18	18	202	2	11	18	202	11	202
Jackson	4	254	2	5	24	5	35	14	315	8	14	315	14	315	
Jasper	26	218	4	1	36	1	46	35	391	25	35	391	35	391	
Jefferson	8	213	1	6	1	21	9	241	4	9	241	9	241	9	241
Johnson	16	191	4	6	25	8	49	34	269	2	34	269	34	269	
Jones	14	203	3	2	8	8	11	24	220	1	24	220	24	220	

COUNTY SUPERINTENDENTS.

Counties	Total normal training fees received		No. employed who hold state certificates or diplomas		No. holding first grade certificates		No. holding second grade certificates		No. holding third grade certificates		No. holding provisional certificates		No. holding kindergarten certificates		No. holding special certificates		No. holding normal training certificates	
	Males	Females	Males	Females	Males	Females	Males	Females	Males	Females	Males	Females	Males	Females	Males	Females	Males	Females
Adair	37	3	4	7	5	41	3	79	4	47	3	26	1	29	3	3	3	3
Adams	1	16	4	7	5	34	4	85	2	9	1	9	1	9	1	3	10	10
Allamakee	1	32	6	7	9	17	1	135	1	27	1	8	1	4	1	17	17	17
Appanoose	33	80	8	19	9	30	14	116	2	18	3	14	1	2	1	3	3	3
Audubon	32	32	12	16	1	20	2	66	4	14	2	14	1	1	1	13	13	13
Benton	21	7	7	31	8	53	5	128	9	21	2	17	3	6	2	2	2	2
Black Hawk	1	11	11	127	4	72	6	124	2	9	10	26	8	16	3	3	3	3
Boone	1	49	6	36	3	78	3	126	1	58	2	37	1	3	1	10	10	10
Bremer	1	25	5	23	2	25	3	93	1	14	3	18	1	2	1	7	7	7
Buchanan	1	28	5	26	8	44	3	81	4	18	4	3	1	1	1	9	9	9
Buena Vista	7	32	9	30	5	51	3	94	2	17	4	20	1	3	2	2	2	2
Butler	5	33	9	29	4	49	6	108	5	28	4	24	1	7	3	3	3	3
Calhoun	1	49	4	29	4	62	6	98	3	32	3	36	1	4	1	14	14	14
Carroll	1	44	6	31	10	63	10	112	1	6	1	1	6	1	7	16	16	16
Cass	1	76	8	15	5	65	3	118	1	10	6	6	3	6	6	19	19	19
Cedar	1	20	8	37	3	46	6	114	2	83	8	22	2	2	2	17	17	17
Cerro Gordo	6	54	17	68	8	60	6	93	3	35	2	21	4	6	3	3	3	3
Cherokee	3	37	4	9	2	30	2	78	1	10	2	13	1	1	1	15	15	15
Chickasaw	3	43	4	11	7	34	4	106	1	23	1	12	5	5	6	6	6	6
Clarke	3	33	7	11	1	27	11	71	2	13	1	3	3	3	1	12	12	12
Clay	3	31	4	13	2	27	4	67	3	38	6	5	2	2	2	2	2	2
Clayton	9	44	5	22	8	29	11	140	11	39	3	19	2	1	2	16	16	16
Clinton	2	48	14	18	3	98	7	172	3	10	2	4	3	9	0	15	15	15
Crawford	2	25	10	29	9	55	2	154	3	52	2	16	1	7	6	6	6	6
Dallas	2	47	16	45	9	69	4	95	1	8	3	7	1	1	1	9	9	9
Davis	13	56	5	18	6	33	11	71	2	21	5	34	4	2	2	7	7	7
Deaatur	2	21	7	11	5	44	1	109	2	14	2	19	8	3	6	6	6	6
Delaware	2	26	8	41	1	79	5	66	1	15	2	9	8	12	12	2	2	2
Des Moines	2	28	7	19	2	29	3	36	2	9	3	8	2	3	2	2	2	2
Dickinson	1	16	7	23	1	162	1	134	1	12	1	2	14	9	14	1	1	1
Dubuque	1	26	3	16	2	27	2	55	1	13	1	12	1	2	1	3	3	3
Emmet	1	27	11	35	3	61	10	143	1	26	1	9	1	1	1	3	3	3
Fayette	1	40	5	24	3	24	4	79	3	6	5	20	2	2	0	7	7	7
Floyd	2	29	6	17	5	41	4	106	5	25	4	22	2	1	6	6	6	6
Franklin	2	61	9	30	5	23	6	112	10	19	12	12	3	3	3	3	3	3
Greene	1	22	9	26	3	30	2	92	5	30	2	27	2	2	2	2	2	2
Grundy	5	24	5	20	5	37	5	75	4	27	3	18	2	2	2	5	5	5
Guthrie	2	48	7	23	12	43	10	112	3	26	3	20	16	6	2	6	6	6
Hamilton	10	9	21	5	44	2	95	3	22	6	13	1	1	4	5	5	5	5
Hancock	10	38	2	25	4	33	1	101	15	7	1	1	7	2	2	17	17	17
Hardin	11	12	48	3	62	3	99	12	6	11	2	1	9	2	1	2	2	2
Harrison	3	81	5	32	4	84	7	131	1	20	1	9	1	1	7	8	8	8
Henry	3	31	6	22	1	29	4	100	10	30	6	14	1	4	1	1	1	1
Howard	3	30	4	8	2	22	4	90	15	15	13	1	1	1	6	6	6	6
Humboldt	3	31	8	26	5	38	8	82	12	1	4	1	1	1	1	8</		

ABSTRACT [C]—REPORT OF

Counties	No. of first, second and third grade certificates granted		No. special certificates granted		No. of provisional certificates granted		No. of rejections		Total number of candidates examined		No. normal training certificates issued		Total county examination fees received	
	Males	Females	Males	Females	Males	Females	Males	Females	Males	Females	Males	Females	Males	Females
Keokuk	21	133	4	10	28	8	48	39	213			39	213	
Kossuth	7	255	1	5	12	2	20	14	298	1	12	11	218	
Lee	4	110	4	11	3	17	1	12	150			12	150	
Linn	15	385	1	3	3	4	109	22	556			15	790	
Louis	10	58	2	2	2	8	21	21	103		5	21	103	
Lucas	6	84	1	2	6	3	33	12	128		4	12	128	
Lyon	5	156		4	29	5	52	14	237		2	14	237	
Madison	32	229	1	8	30	5	47	45	307	4	10	46	307	
Mahaska	4	112	3	2	2	10	96	17	212		5	17	212	
Marion	31	138	1	1	2	2	16	69	50	210	15	50	210	
Marshall	13	171	5	2	21	3	33	18	230		2	18	230	
Mills	5	94	1	2	23	1	16	8	134		8	8	134	
Mitchell	8	90	2	5	21	3	47	16	169		6	16	169	
Monona	4	147	1	1	32	2	44	6	224		4	6	224	
Monroe	14	191	3	2	5	5	34	27	232		4	25	244	
Montgomery	4	105	2	5	2	2	22	11	151		12	11	151	
Muscatine	6	174	8	7	15	9	35	22	232		3	22	232	
O'Brien	4	169	1	2	8	1	36	7	214	1	9	7	214	
Osceola	2	92		4	24		16	6	132		6	6	132	
Page	13	236	1	15	1	6	4	86	19	343		6	19	333
Palo Alto	11	212		1	2	26		43	13	281	1	3	13	281
Plymouth	1	308		1		10		1	319		10		294	
Pocahontas	9	109		5	29	6	61	20	200	3	5	17	198	
Polk	21	305	3	22	3	46	2	77	29	450	1	29	450	
Pottawattamie	36	393	2	5	11	44	11	77	60	489	1	5	60	489
Poweshiek	27	130	2	2	11	23	9	45	200		1	49	200	
Ringgold	18	131		6	13	3	31	27	176			36	200	
Sac	11	184		1	30		26	14	241		4	14	241	
Scott	3	206	6	14	3	3	27	15	233			15	233	
Shelby	6	169	4	5	20	4	37	19	230	1	21	19	230	
Sioux	13	230		2	3	2	31	19	299			19	299	
Story	12	226	2	1	12	35	11	39	37	301	1	8	37	301
Tama	17	189			19	6	53	23	261	2	11	23	261	
Taylor	27	158		2	1	2	10	47	38	209	1	3	38	209
Union	15	189	1	2	4	28	6	44	26	263		17	26	263
Van Buren	11	115		2	2	11	7	27	20	155		7	20	155
Wapello	10	242	8	7	5	3	48	21	302		8	21	302	
Warren	24	136		4	6	30	12	57	42	227		12	50	255
Washington	15	198	2		13	39	10	33	40	240		7	40	240
Wayne	35	150		8	11	20	11	30	57	203		10	57	203
Webster	12	181	1	5	8	15	4	105	20	306		20	306	
Winnebago	11	216		2	3	3	47	17	291			17	291	
Winneshek	8	154	1	3	4	3	21	16	228			16	228	
Woodbury	13	421	2	4	78	20	102	39	605			30	548	
Worth	4	64		2	1	15		10	5	91		9	90	
Wright	1	108		1	1	18		2	149				300	
Total	1,804	16,440	84	250	367	2,082	517	4,327	2,272	23,099	32	474	2,206	24,034

COUNTY SUPERINTENDENTS—CONTINUED.

Total normal training fees received	No. employed who hold state certificates or diplomas		No. holding first grade certificates		No. holding second grade certificates		No. holding third grade certificates		No. holding provisional certificates		No. holding kindergarten certificates		No. holding special certificates		No. holding normal training certificates	
	Males	Females	Males	Females	Males	Females	Males	Females	Males	Females	Males	Females	Males	Females	Males	Females
3	38	7	29	5	33	10	107	4	31	2	14			1	2	4
37	2	26	6	34	5	160	4	53	2	25		8		4	1	12
20	10	19	5	70	2	90		27		9		1	6	15		10
66	4	70	3	154	15	119	3	57	6	54		15	5	31		3
16	10	15	1	18	8	83	2	12		7		1	4	4		5
19	2	14	1	21	7	86	1	12	2	6		1	2	2		4
17	8	17	4	25		104	1	43	4	27		1	1	1		4
48	4	12	4	40	12	133	4	16	4	10			1	2	1	5
22	9	33	4	42	8	165	4	50		1		5	3	9	1	4
15	10	33	1	20	17	100	4	38	2	2		3	2	2		1
17	23	154	6	65	12	117	2	73	2	26		1	3	3		4
23	4	18	2	28	1	82	1	8	1	9			3	1	6	6
11	7	20	3	15	4	51	1	23	5	21		4	2	6		6
29	9	32	5	39		130	2	43	1	34				1		6
36	4	24	8	36	9	174	5	52	6	5		1	3	2		10
46	8	27	2	44	2	85		19	6	14				1		30
6	6	23	2	89	4	74		14	5	9		1	1	7		3
80	13	28		37	4	98		21	1	6		1	2	9		7
3	10	3	3	29		67		15	4	18		1	1	1		8
19	8	45	3	58	8	123	2	35	1	6		1	2	9		6
14	4	16	4	43	5	102	2	52	2	25				5	1	14
8	35	35		65		175		2				8		2		12
19	2	14	2	13	5	56	2	37	5	29				3		5
31	38	217	20	382	4	273		5	9	60		14	3	3		7
44	11	56	9	244	19	206	12	64	6	23		15	2	7		1
49	7	41	3	53	8	97	6	34	10	21		2	3	5		11
23	4	10	5	40	8	83	2	12	3	4			1	3	1	7
48	10	27	5	36	6	88		19	1	18		1	1	2	1	8
19	20	13	3	91	3	232	1	24	1	20		4	17	36		1
21	4	20	5	52	4	103	2	16	5	20		4	6	3		3
35	11	45	4	52	1	111	1	16	4	23		1	1	1		6
55	11	52	7	55	10	179	4	60	4	11		1	3	2	1	14
31	9	29	4	45	5	155	4	33	3	25				2	2	11
28	4	17	9	43	14	135	8	45	1	4						4
41	3	15	3	75	7	46	2	4	1	7		5	2	9		10
46	6	12	3	22	10	93	1	21	4	8				2		5
30	8	31	4	73	3	134	1	13		3			9	12		3
34	4	20	9	33	13	88	2	14	5	10			2	1		4
21	7	25	3	42	10	108	2	9	4	14		1		2		4
43	6	13	9	28	14	81	3	11	8	14				3	1	4
7	53	3	75	6	164	2	39	4	20	4		4	6	6		4
43	4	18	2	37	4	62		5	2	8				2		4
3	3	11	3	30	6	130	2	63		10		1	1	3		6
66	5	105	10	201	4	82	2	44	4	78			1	5		1
19	2	7	2	21	4	70	1	9		7				3		9
34		30		51		20		12		6			18			25
263	3,091	708	2,958	444	5,146	571	10,615	246	2,542	285	1,472	242	156	414	42	710

ABSTRACT [D]—REPORTS OF COUNTY SUPERINTENDENTS.

BUILDINGS AND GROUNDS, JULY 1, 1914, TO JUNE 30, 1915.

Counties	Buildings and Sites				Trees							
	Good	Fair	Poor	Total	No. schoolhouses built during year	No. without suitable and separate out-buildings	No. supplied with flags	No. school sites having thrifty planted trees	No. planted trees in thrifty condition on school sites	No. of school sites having no trees	Give number of corporations having free text books	No. schoolhouses having suitable heating and ventilating systems
Adair	24	26	27	146	1	10	50	125	1,800	8		9
Adams	34	50	18	111	1	100	20	53	1,675	10	1	8
Allamakee	113	19	1	133	1	15	90	125	1,325	8	1	100
Appanoose	76	52	6	134	2		15	96	45			40
Audubon	75	27	9	111		5		90	1,080	23	2	25
Benton	110	67	2	179	2	2	158	100	2,797			22
Black Hawk	148	8	3	159	10	2	136	101	4,242	2		86
Boone	53	99	6	158	1		158	87	1,800			22
Bremer	67	36	5	108	1	20	45	101	1,889	1	1	13
Buchanan	82	46	19	147	1	11	80	60	1,850	25		50
Buena Vista	77	30	12	119			120	95	2,400	20		15
Butler	82	45	20	147	5		85	98	2,200	8	1	20
Calhoun	90	44	10	144	2	38	143	121	2,583	5	2	18
Carroll	74	31	31	136	4	1	124	33	2,148	9	2	28
Cass	76	48	23	147	2	64	75	105	3,278	7		13
Cedar	122	20	3	145	2		75	130	300		2	18
Cerro Gordo	43	85	20	148	2		148	120	1,440	5	130	35
Cherokee	50	75	22	147		10	147	75	2,200	15		25
Chickasaw	49	56	14	119	1	30	65	96	1,532	2		9
Clarke	26	67	14	107	2		55	80	1,500	20		12
Clay	20	7	77	104	4		90	40	1,400	32		59
Clayton	150	25	7	182	5	1	100	95	3,000	26		2
Clinton	125	50	10	185	3	20	183	141	3,750	2	1	71
Crawford	144	28	8	180	1	6	143	105	4,000	9		43
Dallas	120	27	11	158	1	8	130	90	699	10		4
Davis	42	48	12	102	3		4	70	1,224	10		8
Decatur	85	28	10	123	4		17	50	1,442			8
Delaware	123	15	7	145	6	2	135	140	1,680			28
Des Moines	68	27	7	102	4		20	65	1,690	2	2	25
Dickinson	60		9	69	3		69	26	950	8		25
Dubuque	70	55	23	148	2	18	130	145	1,975	2		20
Emmet	66	13	3	82			84	30	1,360	15		48
Fayette	122	45	15	182	5		100	119	3,475			14
Floyd	80	36	6	122	1		120	105	1,975	3		12
Franklin	192	25	18	145	2		78	100	1,550	6		6
Fremont	80	35	12	127	2		25	63	2,077	5		10
Greene	89	37	16	142	2	19	47	55	1,776	11		114
Grundy	62	70	6	128	3	3	90	125	1,901	3		22
Guthrie	85	40	28	154	2		89	78	936	17		13
Hamilton	91	37	5	133	1		105	90	1,428			130
Hancock	83	35	13	131	1		130	72	2,618	15	7	58
Hardin	25	104	10	139	2		95	137	2,071	5		21
Harrison	85	40	26	151			100	147	1,812	2	3	40
Henry	25	49	35	109			55	64	1,820	3		12
Howard	88	48	23	159	2	40	108	20	923	14		4
Humboldt	6	88	11	105	1	3	101	51	2,803	10		25
Ida	4	10	92	106		25	105	80	3,150	11		4
Iowa	63	54	27	144	1	3	130	125	2,228			13
Jackson	94	41	16	151		6	75	131	1,200	5		18
Jasper	114	49	27	190	6	32	125	170	7,201	20		20
Jefferson	44	50	7	101	1	4	37	35	1,250	3		11

ABSTRACT [D]—REPORTS OF COUNTY SUPERINTENDENTS—CONTINUED.

BUILDINGS AND GROUNDS, JULY 1, 1914, TO JUNE 30, 1915.

Counties	Buildings and Sites				Trees							
	Good	Fair	Poor	Total	No. schoolhouses built during year	No. without suitable and separate out-buildings	No. supplied with flags	No. school sites having thrifty planted trees	No. planted trees in thrifty condition on school sites	No. of school sites having no trees	Give number of corporations having free text books	No. schoolhouses having suitable heating and ventilating systems
Johnson	146	21	6	173			1	60	3,615	3		12
Jones	121	12	7	140	2		90	140	2,500	3		11
Keokuk	105	32	5	142	2		145	73	3,686	5		12
Kossuth	155	55	10	220	2		185	120	3,350	25	2	13
Lee	65	43	17	125	3	7	112	80	2,100	5		25
Linn	200	10	1	211	7		113	85	3,214	15	2	40
Louisa	51	25	12	88	1		35	24	1,451	3		6
Lucas	62	30	4	96		15	60	39	1,100	2		11
Lyon	92	34	14	140	4	9	139	122	3,000	8	3	25
Madison	98	27	18	143		12	120	114	2,000	4		6
Mahaska	42	96	10	148	4		148	82	2,854	27		4
Marion	80	60	11	151	2		148	100	2,084			34
Marshall	48	30	10	128	4		92	135	1,410	10	1	29
Mills	48	42	5	95	3	23	34	50	1,837	2	6	19
Mitchell	50	20	82	102	10	88	85	1,200	5		15	
Monona	134	8	9	151		76	107	3,615	13		10	
Monroe	65	46	8	119	4	20	25	60	900	15		14
Montgomery	92	17	5	114	3		83	100	2,855	1		15
Muscatine	50	33	20	103		4	80	75	2,090	1		33
O'Brien	92	40	10	142	5	4	110	100	3,000	25		60
Oseola	32	58	3	93	5		95	64	1,250	20		23
Page	23	31	84	143	2	20	100	168	4,168	5	1	13
Palo Alto	88	20	13	126	1		113	75	1,200	23		35
Plymouth	50	100	30	180	5		180	150	3,000	8		65
Pocahontas	50	80	5	135	1	30	135	30	4,415	8	2	8
Polk	92	20	102	214	4		117	120	2,036	12	1	187
Pottawattamie	223	23	10	256	2		212	161	6,714	6	2	127
Poweshiek	86	43	15	144	4		105	95	3,290	3	1	20
Ringgold	75	45	12	132	2		102	1,075		2		4
Sac	39	57	44	140	2		125	77	2,609	6		85
Scott	110	13	4	127			127	127	4,327			30
Shelby	90	33	3	126	3	1	48	21	2,443	10		22
Sioux	98	88		186	6		186	175	3,748	26	2	129
Story	53	57	37	147	4	3	60	114	1,964	4	7	25
Tama	56	60	60	176	8		176	178	1,750		1	176
Taylor	50	36	42	128	1	48	27	74	2,529	5		36
Union	64	47		111	3	5	68	90	2,040	12		17
Van Buren	43	43	26	112	1	2	98	1,706				12
Wapello	63	42	11	116	1	110	90	78	2,411	4		46
Warren	71	31	28	130	1	3	80	71	900	1		9
Washington	36	68	28	132	2	3	65	77	2,375			20
Wayne	64	36	27	127	3	35	60	75	1,525	20		35
Webster	50	100	37	187	3		186	112	2,500	10	1	35
Winnebago	39	48	5	92	1	15	92	59	1,598	20	2	20
Winnesiek	130	7	4	141		31	90	141	1,640			97
Woodbury	102	100	14	201	6	12	200	145	1,27		7	20
Worth	75	8	13	96	5		76	55	1,370	12	1	60
Wright	111	20	9	140	2		112	3,500	28			76
Total	7,745	4,204	1,732	13,681	232	924	9,212	9,178	218,051	851	198	3,181

ABSTRACT [D-1]—REPORTS OF COUNTY SUPERINTENDENTS.

MEETINGS, SCHOOL VISITATION AND COMPENSATION, JULY 1, 1914, TO JUNE 30, 1915.

Counties	Educational Meetings				School Visitation	Compensation and Expenses			
	County association	Township meetings	Educational meetings held	School officers meetings		No. appeals decided since last report	School rooms visited since last report	No. different visits made by County Superintendents	Amount received by county superintendents from July 1, 1914, to June 30, 1915
Adair	Yes	No	3		195	195	\$ 1,250.00	\$ 154.77	\$ 220.00
Adams	Yes	Yes	4		112	150	1,250.00		100.00
Allamakee	Yes	Yes	9		143	133	1,350.00	600.00	248.50
Appanoose	Yes	No	1		96	98	1,250.00		
Audubon	No	No	6		125	180	1,250.00	16.00	133.30
Benton	No	No	4		220	350	1,250.00	73.51	248.51
Black Hawk	Yes	Yes	102	70	195	366	1,250.00		
Boone	No	No	3		250	280	1,250.00	310.75	240.00
Bremer	No	No	5		126	192	1,250.00	25.50	153.88
Buchanan	No	No	9	1	160	200	1,250.00	651.70	284.27
Buena Vista	No	No	4	1	100	125	1,500.00	300.00	250.00
Butler	No	No	9		198	240	1,250.00	118.80	253.54
Calhoun	No	No	3		204	225	1,250.00	600.00	201.91
Carroll	No	No	4	6	134	187	1,500.00		
Cass	No	Yes	1		178	181	1,250.00	201.00	231.47
Cedar	Yes	No			225	170	1,250.00	100.00	258.78
Cerro Gordo	Yes	No	7	1	130	138	1,550.00	800.00	85.00
Cherokee	No	No	8	1	150	250	1,250.00	600.00	225.00
Clackamasaw	Yes	No	19		224	224	1,458.34	140.00	248.54
Clarke	Yes	No	1		125	154	1,250.00	226.00	137.31
Clay	Yes	Yes	2	1	188	240	1,250.00	567.50	180.00
Clayton	Yes	Yes	10	33	342	330	1,250.00	280.00	250.00
Clinton	Yes	Yes	67		170	195	2,650.00	247.46	241.82
Crawford	No	No	10	1	243	335	1,500.00	810.00	
Dallas	No	No	2		190	185	1,250.00	370.00	309.70
Davis	No	No	1	1	120	135	1,250.00	54.00	105.95
Decatur	Yes	No	2	13	110	115	1,250.00	464.17	179.99
Delaware	No	No	1	8	174	244	1,250.00	260.00	260.00
Des Moines	No	No	5	1	106	204	1,300.00	540.00	180.00
Dickinson	No	No	3	12	89	122	1,250.00	143.60	182.30
Dubuque	Yes	Yes	46	31	195	275	1,250.00	600.00	295.51
Emmet	No	No	2	1	117	236	1,250.00	57.00	173.57
Fayette	No	No	2		152	168	1,250.00	600.00	225.00
Floyd	No	No	6	2			1,250.00	21.00	184.62
Franklin	No	No	1		145	237	1,250.00	153.00	177.95
Fremont					139	149	1,250.00	480.00	195.73
Greene	Yes	No	1		148	215	1,350.00	121.50	118.12
Grundy	No	No	2	8	120	50	1,250.00	600.00	195.66
Guthrie	Yes	No	2	1	183	197	1,250.00	160.00	195.00
Hamilton	No	No	5	3	162	168	1,250.00	492.00	163.30
Hancock	No	No	4		87	102	1,250.00	610.60	181.86
Hardin	Yes	No	5	2	145	200	1,250.00	240.22	223.82
Harrison	No	No	2		200	200	1,250.00	484.38	236.00
Henry	No	Yes	2		127	195	1,250.00	108.75	255.10
Howard	No	No	1		140	140	1,250.00	600.00	162.61
Humboldt	Yes	No	3		154	233	1,250.00	246.00	213.33
Ida	Yes	No	4	1	95	163	1,500.00	30.00	
Iowa	No	No	5		164	170	1,250.00	624.00	149.08
Jackson	Yes	No	4		204	210	1,250.00	25.00	123.12
Jasper	No	No		4	210	220	1,250.00	650.00	250.00
Jefferson	Yes	No	4		147	238	1,250.00	205.50	186.67
Johnson	No	No	2		157	180	1,500.00	600.00	174.78
Jones	No	No	1		148	181	1,500.00		197.00

ABSTRACT [D-1]—REPORTS OF COUNTY SUPERINTENDENTS—CONTINUED.

MEETINGS, SCHOOL VISITATION AND COMPENSATION, JULY 1, 1914, TO JUNE 30, 1915.

Counties	Educational Meetings				School Visitation	Compensation and Expenses				
	County association	Township meetings	Educational meetings held	School officers meetings		No. appeals decided since last report	School rooms visited since last report	No. different visits made by County Superintendents	Amount received by county superintendents from July 1, 1914, to June 30, 1915	Amount paid by county to assistants from July 1, 1914, to June 30, 1915
Keokuk	Yes	No	6		215	227	1,250.00	501.25	276.03	
Kossuth	No	No	2		230	250	1,250.00	677.00	250.00	
Lee	Yes	No	4	3	211	275	1,250.00	18.00	250.00	
Linn	Yes	No	20		215	215	2,000.00			
Louisa	Yes	Yes	4	1	97	165	1,250.00	221.80	282.95	
Lucas	Yes	Yes	10		126	107	1,250.00	600.00	149.15	
Lyon	Yes	No	10		167	174	1,250.00	295.00	250.00	
Madison	Yes	Yes	1		142	170	1,250.00	128.26	192.20	
Mahaska	No	Yes	9	1	177	217	1,250.00	600.00	200.00	
Marion	No	Yes	6		200	200	1,250.00	631.50	203.65	
Marshall	Yes	No	5		329	256	1,250.00	235.84	250.00	
Mills	No	No	1		140	175	1,600.00		240.00	
Mitchell	Yes	No	8	3	150	250	1,250.00	300.00	270.00	
Monona	Yes	No	3	5	206	228	1,250.00	30.00	300.00	
Monroe	Yes	No	3	1	200	250	1,250.00	400.00	150.00	
Montgomery	No	No	5		128	132	1,500.00		254.00	
Muscataine	Yes	No	15		88	115	1,400.00	600.00	161.37	
O'Brien	No	No	1		180	300	1,250.00	150.00	224.00	
Oseola	No	No	2		128	135	1,250.00	84.75	241.70	
Page	Yes	Yes	10		172	172	1,250.00	540.00	253.44	
Palo Alto	Yes	No	2		147	300	1,250.00		252.00	
Plymouth	Yes	Yes	10	1	245	290	1,650.00	600.00	240.00	
Pocahontas	Yes	No	1	2	125	100	1,250.00		25.68	
Polk	Yes	Yes	32	1	201	220	2,000.00	1,010.25	244.27	
Pottawattamie	No	No	10	15	211	217	1,500.00	600.00	151.11	
Poweshiek	No	No	1		180	185	1,250.00	47.00	208.70	
Ringgold	No	No	1	1	141	145	1,250.00	196.75	201.55	
Sac	No	No	2		165	180	1,250.00	49.50	157.11	
Scott	Yes	No	3	1	276	118	1,800.00	720.00	214.01	
Shelby	No	No	1	1	120	227	1,250.00	100.48	202.50	
Sioux	No	No	1	1	230	180	1,500.00	900.00	250.00	
Story	Yes	No	4	1	240	301	1,250.00	714.18	223.65	
Tama	No	No	4		230	190	1,250.00	90.00	200.00	
Taylor	No	No			183	191	1,250.00	164.50	194.52	
Union	No	Yes	9	2	122	140	* 1,250.00	435.05	181.00	
Van Buren	Yes	Yes	1		155	165	1,250.00	64.45	154.53	
Wapello	Yes	Yes	3	2	142	148	1,250.00	600.00	168.11	
Warren	No	No	2		132	132	1,250.00	480.00	228.24	
Washington	Yes	No	7		166	211	1,250.00	600.00	228.30	
Wayne	No	Yes	3		124	35	1,250.00	390.00	201.42	
Webster	Yes	Yes	9		120	118	1,250.00	482.50	173.46	
Winneshiek	No	No	5	1	88	185	1,250.00	600.00	178.90	
Winneshiek	No	No	10	1	152	135	1,250.00	480.00	285.00	
Woodbury	Yes	No	4	1	376		2,000.00	600.00	240.00	
Worth	No	No	16	1	239	280	1,250.00	525.00	205.68	
Wright	Yes	Yes	5	40	137	137	1,250.00	600.00	250.00	
Total			680	287	9	16,453	18,888	\$131,918.34	\$ 33,164.31	\$ 19,447.73

ABSTRACT [E]—REPORTS OF
TEACHERS' NORMAL INSTITUTE

Counties	Where Held	Sessions		Teachers in Attendance			On hand July 1, 1914	
		Commencing	Continuing days	Males	Females	Total		
Adair	Adair, Greenfield	Feb. 9, 1915	4	2	9	108	207	\$ 83.00
Adams	Corning	Sept. 23, 1914	2	2	10	138	148	
Allamakee	Waukon	Dec. 4, 1914						
Appanoose	Centerville	Feb. 12, 1915	4	2	14	202	276	450.00
Audubon	Audubon	Oct. 22, 1914	2.5	2	36	204	240	259.85
		Dec. 3, 1914	2	2	6	100	106	263.20
Benton	Vinton	Oct. 8, 1914	2	2	22	231	253	
Black Hawk	Waterloo	Jan. 30, 1915						171.48
		June 15, 1915	6	3	103	443	546	566.12
Boone	Boone	April 22, 1915	2	2	16	172	188	113.07
Bremer	Waverly	Jan. 7, 1915	2	2	16	167	183	328.94
Buchanan	Independence	Sept. 17, 1914						
		Jan. 14, 1915	4	2	22	230	252	306.55
Buena Vista	Storm Lake	Dec. 3, 1914	2	3	16	174	190	85.59
Butler	Albion	Oct. 8, 1914	3	3	20	203	223	197.08
Calhoun	Rockwell City	Sept. 21, 1914	2	2	11	222	233	500.18
Carroll	Carroll	April 15, 1915	2	2	28	170	198	47.26
Cass	Massena, Atlantic	Dec. 2, 1914	4	2	14	224	248	535.31
Cedar	Tipton	Dec. 3, 1914	2	2	19	182	201	386.38
Cerro Gordo	Mason City	Sept. 3, 1914	3	2	25	165	190	134.50
Cherokee	Cherokee	Aug. 28, 1914	3	2	5	122	127	
Chickasaw	New Hampton	Oct. 15, 1914	3	2	8	150	158	252.27
Clarke	Oscola	Oct. 15, 1914	3	2	16	112	128	404.35
Clay	Spencer	Oct. 1, 1914	2	4	17	142	159	374.14
Clayton	Elkader	June 16, 1914						
		Oct. 2, 1914	8	2	29	305	334	410.84
Clinton	Delmar, DeWitt, Clinton	Sept. 19, 1914	6	2	21	195	216	403.61
		Dec. 19, 1914						
Crawford	Denison	March -, 1915	3.5	2	20	227	247	379.33
Dallas	Perry	Oct. 22, 1914						
	Adel	Dec. -, 1914	4	2	30	261	291	301.13
Davis	Bloomfield	Oct. 1, 1914	2	2	34	90	124	102.61
Decatur	Leon	Oct. 9, 1914						
		March 19, 1915	3	3	29	191	220	244.10
Delaware	Manchester	Sept. 24, 1914	2	2	16	184	200	201.16
Des Moines	Burlington	Oct. 8, 1914	2	2	8	105	113	406.75
Dickinson	Spirit Lake	Oct. 22, 1914	2	2	11	100	111	166.72
Dubuque	Dubuque	Oct. 19, 1914						
		April 30, 1915	5	3	27	582	609	15.91
Emmet	Estherville	Oct. 1, 1914	3	2	5	76	81	94.45
Payette	Oelwein	Oct. 22, 1914	2	3	23	245	269	324.65
Floyd	Charles City	Sept. 10, 1914	2	2	9	183	192	307.47
Franklin	Sheffield	Nov. 19, 1914	3	2	4	93	97	336.90
Fremont	Sidney	Oct. 1, 1914	3	2	21	182	203	181.79
Greene	Jefferson	Oct. 15, 1914	2	4	17	189	206	690.77
Grundy	Grundy Center	Dec. 10, 1914	2	3	17	133	150	314.20
Guthrie	Guthrie Center	Oct. 26, 1914	2	2	23	132	155	771.40
Hamilton	Webster City	Nov. 19, 1914	2	4	20	216	236	764.02
Hancock	Britt	Oct. 1, 1914	3	2	10	164	174	263.59
Hardin	Iowa Falls	Oct. 22, 1914	3	3	22	185	207	136.29
Harrison	Logan	Jan. 21, 1915	2	2	23	245	268	711.57
Henry	Mt. Pleasant	Oct. 8, 1914	2	2	18	157	175	432.22

COUNTY SUPERINTENDENTS.

JULY 1, 1914, TO JUNE 30, 1915.

Institute Fund												
Receipts						Expenditures						
Examination fees from July 1, 1914, to June 30, 1915	Normal training examination fees from July 1, 1914, to June 30, 1915	Registration fees from July 1, 1914, to June 30, 1915	Incidentals and other sources	State appropriation	County appropriation	Total	Lectures	Incidentals	On hand June 30, 1915			
\$ 140.00	\$ 20.00	\$ 68.00	\$377.40	\$ 50.00	\$ 150.00	\$ 738.40	\$ 687.89	\$ 16.00	\$ 24.60			
107.00	8.50			50.00	150.00	315.50	240.58	6.00	68.92			
91.50	20.00			50.00	150.00	762.10	402.00	35.00	325.10			
192.00	59.00			50.00	150.00	590.35	297.00	90.48	292.87			
73.00	19.50			50.00	150.00	405.70	279.89		125.81			
133.00	10.50			50.00	150.00	514.38	274.65		240.33			
153.50		32.00		50.00	150.00	828.62	610.02	90.00	128.60			
164.00	25.00		1.00	50.00	150.00	503.07	297.75	39.78	166.14			
109.50	12.50	25.00		50.00	150.00	675.94	296.75	110.00	299.19			
133.00	14.50			50.00	150.00	654.05	291.58	12.50	349.97			
124.00	19.50			50.00	150.00	429.09	292.58	32.50	134.01			
117.00	19.00	1.00	24.04	50.00	150.00	408.12	135.79	65.86	206.47			
107.50	25.00	14.00		50.00	150.00	846.68	210.00	23.50	613.18			
111.00	22.00			50.00	150.00	380.26	232.54		147.72			
184.00	38.00			50.00	150.00	907.31	333.70	23.00	590.61			
89.00	10.50			50.00	150.00	685.88	242.64		443.24			
192.50	17.00			50.00	150.00	504.09	102.50	194.67	146.92			
101.00	26.50			50.00	150.00	327.50	100.64	47.87	118.99			
162.00	18.00			50.00	300.00	782.27	235.56	20.00	476.71			
107.50	15.50	19.00		50.00	150.00	506.35	329.17	38.00	229.18			
95.50	10.00	1.00		50.00	150.00	530.64	286.00	23.65	220.99			
112.00	26.50			50.00	150.00	749.34	388.00	57.10	304.24			
131.50	24.00			50.00	200.00	899.11	420.06	120.25	358.80			
180.00	12.50	34.00		50.00	150.00	805.83	481.61	21.00	303.22			
121.50	24.50			50.00	150.00	587.13	454.00	55.68	76.85			
128.50			78.00	50.00	150.00	509.11	259.36	54.00	195.75			
103.50	34.50	18.00	20.00	50.00	150.00	620.10	318.03		392.07			
179.00	10.50			50.00	150.00	590.66	155.38	30.50	414.78			
91.00	14.00			50.00	200.00	761.75	225.00	5.00	531.75			
62.50	14.00		158.33	50.00	150.00	440.55	440.55					
228.50	8.00		108.00	50.00	200.00	615.41	536.17	74.50	4.74			
74.50	13.00			50.00	150.00	381.95	145.00	10.00	226.95			
217.00	14.00		13.00	50.00	150.00	618.06	310.85	89.63	218.18			
111.50	20.00			50.00	150.00	548.97	294.45	12.00	332.52			
86.50	14.50	17.00	.50	50.00	150.00	675.40	239.39		436.01			
120.00	25.50	38.00	.50	50.00	150.00	415.70	212.50	16.65	186.64			
119.00	11.50			50.00	150.00	841.27	103.01	42.75	635.51			
65.50	14.50	3.00		50.00	150.00	597.20	213.25	61.21	322.74			
125.00	25.00			50.00	150.00	971.40	182.46	12.50	776.44			
141.00	5.00			50.00	150.00	1,110.02	298.64	4.00	807.38			
71.00	24.00			50.00	150.00	558.59	195.22		363.37			
153.50	5.50	31.00		50.00	150.00	526.29	270.35	21.10	234.84			
146.00	40.50			50.00	150.00	948.07	227.00	9.50	711.57			
150.80	17.00			50.00	150.00	649.82	239.00	36.06	374.74			

ABSTRACT [E]—REPORTS OF
TEACHERS' NORMAL INSTITUTE

Counties	Where Held	Sessions		Teachers in Attendance			On hand July 1, 1914	
		Commencing	Continuing days	Sessions daily	Males	Females		Total
Howard	Cresco	Oct. 22, 1914	2	2	7	160	167	222.20
Humboldt	Humboldt	Oct. 8, 1914	2	2	10	153	163	342.67
Ida	Ida Grove	Dec. 3, 1914	2	2	3	112	115	326.00
Iowa	Marengo	Feb. 15, 1915	2	2	25	174	199	83.86
Jackson	(Bellevue	Oct. 3, 1914						
Jasper	(Maquoketa	Jan. 22, 1915	4	2	24	260	284	258.20
Jefferson	Newton	Jan. 21, 1915	3			260	260	220.01
Johnson	Fairfield	Oct. 8, 1914	2	2	8	162	160	301.01
Jones	Iowa City	Oct. 15, 1914	2	4	9	169	178	297.31
Keokuk	Anamosa	April 22, 1915	2	3	16	175	191	568.06
Kossuth	Sigourney	April 22, 1915	2	2	29	239	268	356.50
Lee	Algona	Dec. 10, 1914	2	3	6	230	236	883.58
Linn	Keokuk	Oct. 1, 1914	2	3	23	205	228	238.83
Louisa	Cedar Rapids	Feb. 12, 1915	2	3				187.92
Lucas	Wapello	Feb. 18, 1915	2	3	22	126	148	2.31
Lyon	Chariton	Oct. 15, 1914	2	2	12	138	150	404.38
Madison	Rock Rapids	Jan. 21, 1915	2	3	21	85	106	564.55
Mahaska	Winterset	Sept. 24, 1914	2	2	20	180	200	537.36
Marion	Oskaloosa	April 15, 1915	2	2	12	208	220	198.02
Marshall	Knoxville	Oct. 22, 1914	2	5	35	187	222	358.24
Mills	Marshalltown	Oct. 3, 1914	3	3	37	107	144	625.39
Mitchell	Glenwood	Oct. 22, 1914	2	2	7	140	147	77.87
Monona	Osage	Feb. 18, 1915	2	2	12	160	162	166.01
Monroe	Onawa	April 8, 1915	2	2	15	202	217	753.56
Montgomery	Albia	Oct. 14, 1914	2	2	10	215	225	536.50
Muscatine	Red Oak	Jan. 25, 1915	2	2	10	185	195	525.64
O'Brien	Muscatine	Oct. 22, 1914	2	2	13	204	217	288.44
Osceola	Sheldon	April 15, 1915	2	5	14	214	228	297.10
Osceola	Sibley	Oct. 5, 1914	2	2	5	125	130	82.00
Page	(Shenandoah	June 8, 1914						
Palo Alto	(Clarinda	Jan. 14, 1915	8	2	20	351	371	69.40
Plymouth	Emmetsburg	Oct. 26, 1914	2	2	10	182	192	273.59
Pocahontas	Le Mars	July --, 1914						
Polk	Le Mars	Feb. 4, 1915						
Pottawattamie	(June --, 1915	7			14	448	462	407.75
Poweshiek	Pocahontas	Oct. 10, 1914	2	3	12	113	125	369.03
Ringgold	Des Moines	Dec. 3, 1914	3	2		211	211	1,421.96
Sac	(Avoca	Jan. 25, 1915						
Scott	(Council Bluffs	Jan. 27, 1915	4	2	19	454	473	1,214.88
Shelby	Grinnell	Feb. 15, 1915	2	2	29	193	222	
Sioux	Mt. Ayr	Dec. 17, 1914	2	2	19	134	153	
Story	Sac City	Dec. 3, 1914	2	2	20	170	190	310.68
Tama	Davenport	(Nov. 16, 1914						
Taylor	Harlan	March 22, 1915	6	1	45	371	416	1,750.06
	Orange City	Oct. 8, 1914	2	2	17	174	191	213.68
	Nevada	Oct. 26, 1914	2	2	20	227	247	1,115.61
		Sept. 17, 1914	2	3	27	235	262	541.01
	Toledo, Traer	Dec. 16, 1914	4	2	14	248	262	441.11
	Bedford	Jan. 21, 1915	2	3	18	161	179	

COUNTY SUPERINTENDENTS—CONTINUED.
JULY 1, 1914, TO JUNE 30, 1915.

Institute Fund									
Receipts					Expenditures				
Examination fees from July 1, 1914, to June 30, 1915	Normal training examination fees from July 1, 1914, to June 30, 1915	Registration fees from July 1, 1914, to June 30, 1915	Incidentals and other sources	State appropriation	County appropriation	Total	Lectures	Incidentals	On hand June 30, 1915
51.50	15.00			50.00	150.00	488.70	290.00	7.35	191.35
82.50	15.50	17.00	1.00	50.00	150.00	658.67	101.40	16.70	540.57
95.50	10.50	7.00		50.00		489.00	193.89		295.11
110.00	29.50			50.00	150.00	414.36	170.00	17.14	227.22
164.50	11.00			50.00	150.00	683.70	332.50	50.87	280.33
168.00	25.50	12.00		50.00	150.00	625.51	381.67	16.27	227.67
125.00	18.50			50.00		494.51	256.48	47.68	190.35
151.50	5.50			50.00		504.31	130.00		374.31
122.00	18.00			50.00		758.56	256.64	23.00	478.92
123.00	14.50	90.00		50.00		637.00	317.00	5.00	315.00
214.50	13.50		81.00	50.00		742.58	213.05	62.50	467.03
81.00	11.00			50.00		440.85	191.77		249.08
402.50	33.00			50.00	200.00	873.42	522.94	142.99	207.49
62.00	9.00			50.00	150.00	273.31	208.16	20.00	45.15
70.00	9.50	15.00		50.00	150.00	608.88	277.52	15.40	405.96
125.50	8.50			50.00		748.55	263.55	32.09	452.91
176.00	28.50	30.00		50.00		821.85	108.00	35.40	678.45
114.50	11.00			50.00	296.30	669.82	243.96	29.67	396.19
130.00	7.50	80.00		50.00		625.74	318.88	78.71	228.20
157.50	8.50	41.00		50.00		882.39	382.30	84.34	415.75
71.00	12.00	23.00		50.00	150.00	833.87	130.00	5.00	248.87
111.00	5.50			50.00		332.51	196.69	15.25	120.57
115.00	16.50	12.00		50.00	150.00	1,007.06	294.72	12.00	559.00
134.50	18.00	25.00		50.00		704.00	205.00		314.89
81.00	23.00	32.00		50.00		711.64	367.00	29.75	559.00
127.00	5.50			50.00	150.00	620.94	264.56	21.50	334.88
110.50	46.50			50.00	150.00	654.10	415.69	8.00	230.41
69.00	5.00			50.00		356.00	284.00	15.00	57.00
176.00	9.50	181.00	68.30	100.00	150.00	754.20	704.36	49.84	
146.50	7.50	17.00		50.00		494.50	219.42	19.00	256.08
147.00	12.50			50.00	150.00	767.25	545.87	27.16	194.22
107.50	16.00			50.00		543.13	150.00	37.00	336.13
308.50	15.50					1,745.98	492.17	154.91	1,088.85
274.50	22.50	44.00		50.00		1,605.88	640.00	44.50	921.38
124.50	24.50	108.00		50.00	150.00	452.00	330.00	41.19	80.81
118.00	12.00	108.00		50.00	150.00	438.00	236.00	47.76	154.24
127.50	25.00			50.00		513.18	212.24	5.00	295.94
149.00				50.00	300.00	2,149.06	331.18	61.86	1,756.02
124.50	11.00	3.00		50.00	150.00	552.18	222.70	15.50	313.98
159.00	20.00			50.00	99.81	1,444.42	231.13	2.50	1,210.79
169.00	29.50	1.00		50.00		790.51	320.57	19.30	460.64
142.00	17.50		16.00	50.00	150.00	815.61	347.95	59.00	409.65
123.50	16.50	17.00		50.00	150.00	357.00	229.21		127.79

ABSTRACT [E]—REPORTS OF
TEACHERS' NORMAL INSTITUTE

Counties	Where Held	Sessions		Teachers in Attendance			On hand July 1, 1914	
		Commencing	Continuing days		Males	Females		Total
			Continuing days	Sessions daily				
Union	Creston	Nov. 27, 1914	2	2	8	125	183	27.50
Van Buren	Keosauqua	Oct. 1, 1914	2	2	12	149	161	366.92
Wapello	Ottumwa	Nov. 19, 1914	3	2	9	165	174	363.58
Warren	Indianola	Dec. 17, 1914	2	2	30	145	175	120.16
Washington	Washington	Oct. 15, 1914	2	2	20	181	201	47.69
Wayne	Corydon	March 4, 1915	3	2	21	91	112	13.19
Webster	Fort Dodge	Sept. 24, 1914						
Winneshiek	Buffalo Center	Jan. 29, 1915	4	2	20	491	511	795.14
Winneshiek	Decorah	Sept. 17, 1914	2	4	8	118	126	94.03
Woodbury	Sioux City	Nov. 12, 1914	2	2	10	156	166	183.66
Worth	Northwood	Oct. 22, 1914	3	2	25	295	290	1,102.71
Wright	Clarion	Oct. 1, 1914	3	2	10	115	125	99.98
					22	250	272	
Total					1,754	19,140	20,894	\$34,814.80

COUNTY SUPERINTENDENTS—CONTINUED.
JULY 1, 1914, TO JUNE 30, 1915.

Institute Fund												
Receipts						Expenditures						
Examination fees from July 1, 1914, to June 30, 1915	Normal training examination fees from July 1, 1914, to June 30, 1915	Registration fees from July 1, 1914, to June 30, 1915	Incidentals and other sources	State appropriation	County appropriation	Total	Lectures	Incidentals	On hand June 30, 1915			
144.50	20.50		50.39	50.00	150.00	442.98	145.98	25.40	271.60			
87.50	26.00	12.00		50.00		542.42	183.68	29.66	329.08			
161.50	15.00			50.00		620.08	272.31	11.50	336.27			
152.50	17.00			50.00		339.60	167.67	32.98	188.95			
140.00	11.00			50.00		248.69	175.00	15.60	68.09			
130.00	29.50			50.00	150.00	372.69	159.85	23.00	189.84			
163.00				50.00	200.00	1,208.14	541.34	15.00	651.80			
154.00	23.00			50.00		321.03	277.35	18.50	25.18			
122.00				50.00	150.00	505.66	255.75	51.50	198.41			
305.50	16.50			50.00		1,474.71	659.80	16.00	798.91			
48.00	9.50	1.00		50.00	150.00	358.18	138.50	9.00	210.68			
195.00	17.00			50.00	102.45	304.45	267.61	47.43	49.41			
\$13,316.00	\$1,660.50	\$1,172.00	\$992.46	\$4,950.00	\$9,048.56	\$65,454.32	\$28,653.97	\$3,283.96	\$33,516.39			

ABSTRACT [E1]—REPORTS OF COUNTY SUPERINTENDENTS

INSTITUTE FACULTIES, JULY 1, 1914, TO JUNE 30, 1915.

INSTRUCTORS AND LECTURERS.

Adair—Adaline Brooks—T. B. Homan, Dr. A. St. Clair McKenzie, Mollie Brown, R. R. Brounink, Mrs. Ethel Miller, S. W. Rowley, Loretta Scanlan.
 Adams—Mary C. Larson—A. E. Bennett, Blanche Goudy, C. P. Colgrove, Macy Campbell, S. W. Mitchell.
 Allamakee—W. L. Peck—H. E. Miller, S. S. Stockwell, Blanche Goudy, Ella Treat, Charles F. Pye, Edwin D. Starbuck, Eva M. Fleming, Harry L. Eells, Mary J. Wyland, A. B. Opfer.
 Appanoose—Mrs. S. S. Webster—Louise B. Weaver, I. H. Hart, E. L. Philbrook, Ella Ford Miller, U. R. Sewery, J. W. Howar, H. O. Field, Lillian Shanks.
 Audubon—Ella M. Stearns—O. E. Bennett, Mary Wyland, Walter Athearn, Dora Clark, A. B. Alderman, Eva Luse.
 Benton—Linnie E. Schloeman—Henry S. Curtis, O. E. Klingaman, Geo. H. Betts, Fredrica V. Shattuck, E. C. Bishop.
 Black Hawk—Margaret C. Myers—Dr. George D. Strayer, Dr. W. A. Jessup, Dr. John E. Stout, Dr. C. P. Colgrove, Dr. Chas. H. Meyerholz, Frank D. Joseph, J. C. McGlade, Kate R. Logan, Chas. A. Fuller.
 Boone—Dr. Bennett—W. A. Jessup, Effie Schuneman, Sara Rice, Alice Hartman.
 Bremer—Mary G. Cretzmeyer—Hon. O. T. Carson, Prof. I. H. Hart, Macy Campbell, Effie Schuneman.
 Buchanan—G. R. Lockwood—Frank Brown, A. C. Fuller, Jr., H. E. Miller, John Cherny, Grace Schermerhorn, Florence Ward, C. P. Colgrove, W. A. Jessup.
 Buena Vista—H. C. Moeller—C. P. Colgrove, H. L. Eells, Florence Ward, W. A. Jessup, A. C. Fuller, Jr., Ada Whitney, C. E. Avis, Geo. M. Allee, R. D. Echlin, Reuben McKittrick.
 Butler—Benjamin Boardman—Blanche Goudy, O. H. Johnson, R. K. Farrar, Mary R. Richardson, Geo. V. Adams, F. E. Palmer.
 Calhoun—Emma Keller—A. C. Fuller, Jr., Katherine Stichter, D. E. Cloyd, R. A. Griffin, A. F. Benson.
 Carroll—W. T. Bohnenkamp—Charles H. Meyerholz, Geo. E. Farrell, Kathleen Kennebeck, Mrs. F. E. Seyler, E. T. Haush.
 Cass—Jennie M. Ward—Edgar S. Kindley, Ethel Maxfield, R. D. Dougherty, J. C. MuGlade, Frank D. Joseph, A. B. Alderman.
 Cedar—Ruby A. Lewis—G. W. Walters, I. H. Hart, Effie Schuneman, Macy Campbell, H. C. Cummins, C. A. Fullerton, H. L. Eells, Isabelle Osborne.
 Cerro Gordo—C. T. Benson—C. P. Colgrove, Blanche Goudy, A. B. Alderman, C. E. Avis.
 Cherokee—Lew. McDonald—Helen Wittich, Blanche Charlton, Isabelle Osborne, C. H. Bailey, G. W. Walters, Chas. H. Meyerholz.
 Chickasaw—Esther H. Swenunson—C. P. Colgrove, C. A. Fullerton, June A. Maulsby, Clara Wickstrom, Florence E. Ward.
 Clarke—Bessie Hart—C. W. Hummell, Clarice Baird, R. K. Farrar, Mary Jane Wyland, F. P. Reed, Mary B. Richardson, A. E. Bennett, Frank C. Pellet, G. W. Walters, Robert Kemple.
 Clay—Mary E. Riley—J. Adams Puffer, Mrs. E. B. Wilson, A. H. Avery, M. J. Pingrey, A. C. Fuller, Jr., Katherine Reynolds, W. S. Athearn.
 Clayton—Carl F. Becker—O. S. Von Krog, H. B. Smith, E. Lowry, Helen Dunkleberg, A. E. Bennett, L. Oncley, Thomas R. Roberts, G. W. Hunt, F. W. Jones.
 Clinton—Geo. E. Farrell—George H. Betts, Blanche Goudy, Isabelle Osborne, M. L. Mosher, W. L. McArthur, W. A. Jessup, G. W. Samson, A. C. Fuller, Jr., Ethel F. Kendall, A. P. Barker.
 Crawford—F. M. Olry—Beatrice Lally, Jenna Strahan, Blanche Goudy, J. H. Beveridge, W. A. Jessup, Kate Logan, A. E. Bennett, C. W. Wassom, Arthur McMurray, John R. Slacks, Ames short course lectures.

Dallas—Carolyn E. Forgrove—A. E. Bennett, Theresa Dansdill, Ferne Gordon, Mrs. E. B. Wilson, F. L. Mahannah, Mary Vaughn, J. C. McGlade, R. K. Farrar, Kate Logan, R. W. Fowler, Frank Ludeman.
 Davis—Agnes McConnell—Henry Curtis, Bertha Martin, W. A. Jessup, Mrs. Ella Ford Miller, Henry R. Pattengill, Carrie Davies.
 Decatur—Mabel Horner—I. H. Hart, C. E. Avis, Macy Campbell, Edgar S. Kindly, Carrie Von Gilder, J. C. McGlade, F. M. McDowell, Mary Murphy, C. B. Woodstock, A. E. Bennett.
 Delaware—F. P. Walker—C. R. Colgrove, Florence E. Ward, Macy Campbell, John E. Stout, Lawrence Oncley, Zlita B. Graf.
 Des Moines—Theresa Fiedemann—J. L. McBrien, A. E. Bennett, H. H. Seerley, W. A. Jessup, P. W. Search, J. W. Searson, Kate Logan, J. C. McGlade.
 Dickinson—Jennie R. Bailey—Clara Wickstrom, Edith Gregory, Maria Pingrey, I. H. Hart, J. Adams Puffer, Mabel Spong, Henry S. Curtis, R. D. Daugherty.
 Dubuque—H. B. Smith—James H. Harris, D. E. Cloyd, W. A. Jessup, M. V. O'Shea, R. F. O'Donnell, H. R. Pattengill, Anna F. Jess, Bertha Henderson, B. E. Mahan, C. H. Judd, G. A. Schmidt, M. E. Murray, Ida Collins.
 Emmet—Ida A. Davis—G. M. Wilson, C. E. Avis, Fredrica V. Shattuck, Edwin Dukes.
 Fayette—Belle Thorp Ocker—C. E. Lewis, John Cherny, Harriett Kenyon, R. D. Daugherty, R. H. Belknap, S. W. Johnson, A. W. Moore, Preston W. Search, F. B. Whitmore.
 Floyd—Mary D. Korinke—C. A. Fullerton, F. F. Von Court, W. S. Stanton, C. E. Avis, Blanche Goudy, C. P. Colgrove, F. F. Vasey, Geo. S. Dick, Eva May Luse.
 Franklin—Della McSwiggen—C. A. Fullerton, Ida Fessenbeck, Macy Campbell, Harold Fjester, Mary Diemer.
 Fremont—Mabel B. Jones—Nelson W. Wehrhan, E. H. Meyerholz, O. E. Clingaman, Belle C. Scofield, Stacy E. Stevens, Zona Nichols.
 Greene—A. J. Oblinger—Fredrica V. Shattuck, Blanche Goudy, C. E. Avis, D. N. Kelley, A. B. Warner, J. C. McGlade.
 Grundy—D. R. Earl—Arthur MacMurray, G. W. Samson, Kathryn McGuire, C. E. Avie.
 Guthrie—O. G. Hamilton—Edgar S. Kindly, Anna Casey, Florence Ward, W. F. Barr, Geo. W. Hopkins.
 Hamilton—E. F. Snow—Emma Lambert, Blanche Goudy, D. M. Kelly, W. A. Jessup, R. K. Farrar, O. H. Johnson, Mary B. Richardson.
 Hancock—J. R. Baggs—Irving H. Hart, Macy Campbell, Eva May Luse, Miss Scofield, C. H. Myerholz, C. W. Stone.
 Hardin—Blanche Stoddard—Blanche Goudy, Jennie L. DeMuth, Mabel Osborne, Guy L. Hatch, H. L. Eells, A. C. Fuller, Jr., H. F. Harris, E. S. Kindly, G. Hardy Clark, D. M. Kelley.
 Harrison—Susie Tamislea Faith—Horace Ellis, A. MacMurray, Anna Kirley, F. E. Green, Bertha Cadwell, F. J. Howe.
 Henry—Carolyn Campbell—H. H. Seerley, P. W. Search, J. W. Searson, W. A. Jessup, Kate Logan, L. C. McBrien, J. C. McGlade, A. E. Bennett, Mary J. Wyland.
 Howard—Zina Fessenden—C. P. Colgrove, Edgar S. Kindly, Ethel M. Maxfield, Frank C. Pellett.
 Humboldt—Clarence Messer—C. P. Colgrove, Frank D. Joseph, Kathleen Stichter.
 Ida—Wilson Jones—C. W. Wasson, Adda Maulsby, G. W. Sampson.
 Iowa—Mary F. McEachran—O. L. Carson, W. Jessup, J. C. McGlade, Fredrica Shattuck, C. H. Carson, J. C. Gainer.
 Jackson—E. R. Stoddard—H. R. Pettingill, M. D. Gilbert, G. W. Sampson, Mary Richardson, Geo. E. Farrell, Norma Reid Harrison, Macy Campbell, G. W. Walters.
 Jasper—Olive Shriner—C. P. Zaner, Coral Mel Patten, W. A. Jessup, E. L. Coburn, H. S. Curtis, J. C. McGlade, Irving H. Hart, R. H. Sylvester.

Jefferson—June Childester—Macy Campbell, J. W. Searson, W. A. Jessup, P. W. Search, Kate Logan, J. C. McGlade, A. E. Bennett, J. S. McBrien, H. H. Seerley.

Johnson—George H. Mullin—W. A. Willis, Emma Watkins, W. E. Hayes, Frank L. Smart.

Jones—Kate Morris—T. C. Carson, Macy Campbell, John E. Foster, Kate Logan, Norma Reid Harrison.

Keokuk—Harry S. McVlucker—Edgar S. Kindly, John J. Williams, H. N. Barnes, G. U. Gordon, P. E. McClenahan, Elizabeth Miller, W. A. Jessup, W. R. Houghton.

Kossuth—William Shirley—C. P. Colgrove, Macy Campbell, Irving H. Hart, Walter S. Athearn.

Lee—E. C. Lynn—H. R. Patingill, Blanche Goudy, Kate Logan, Henry S. Curtis, C. P. Colgrove.

Linn—A. B. Alderman—O. F. Corson, Alice Inskup, C. H. Judd, Macy Campbell, C. H. Myerholz, G. W. Samson, Kate R. Logan, G. R. Lockwood, G. H. Alderman, C. P. Colgrove, C. T. Benson, H. H. Seerley, J. E. Foster, J. J. McConnell, H. T. Crawford.

Louise—Izola M. Sweeney—Macy Campbell, Frank E. Brown, Blanche Goudy, Elizabeth Hughes.

Lucas—Myrtle A. Dungan—Chas. Gray Shaw, Frank E. Brown, Kate, R. Logan, Amanda Westling, Rae Stevenson, Mary Jane Wyland, R. K. Farrar.

Lyon—E. T. Gilman—Blanche Goudy, C. P. Colgrove, D. E. Cloyd, S. H. Buntley, R. K. Farrar, Frank E. Brown.

Madison—Carrie E. Ludlow—A. E. Bennett, C. E. Avis, David Williams, Mahaska—Elizabeth Sheahan—J. C. McGlade, Kate Logan, Irving P. Hart, E. D. Starbuck.

Marion—Mae Goldizen—D. E. Cloyd, Frank E. Brown, Ida Nolan Reynolds, C. W. Stone, P. W. Search, Kate R. Logan, Ernest Her, F. M. Frush, Frances Sherwood, C. P. Colgrove.

Marshall—Gertrude E. Miller—R. D. Dougherty, E. M. Wasse, Elizabeth Wellmyer, Mary Jane Wyland, Mary B. Richardson, R. K. Farrar, J. C. Cunningham, Edgar S. Kindly, Katherine J. Everets, Ernest K. Coulter, C. P. Colgrove.

Mills—George E. Masters—C. E. Avis, W. F. Barr, Mary J. Wyland, Carrie Crawford.

Mitchell—C. W. Bond—C. P. Colgrove, W. A. Jessup, C. H. Meyerholz, Anna Dahn, H. L. Eells, Macy Campbell, A. C. Fullerton, I. H. Hart, E. P. Cable.

Monona—L. M. Gardner—G. H. Betts, C. P. Colgrove, Ione Armstrong, Florence Ward, Robert G. Smith, Leon O. Smith, T. B. Morris, F. E. Lark.

Monroe—Myrta Harlow—G. W. Willett, Bertha M. Cadwell, A. Mac Murray, W. A. Jessup.

Montgomery—Clara L. Cowgill—A. E. Bennett, Geo. D. Strayer, Belle C. Scofield, Mrs. E. B. Wilson, Charles Fordyce.

Muscatine—E. D. Bradley—W. A. Jessup, W. A. Furr, Mrs. H. L. Sedgwick, J. Adams Puffer, Sue Erb.

O'Brien—J. J. Billingsly—C. P. Colgrove, W. A. Jessup, Belle C. Scofield, Isabelle M. Osborne, R. K. Farrar, M. V. O'Shea, S. H. Buntley.

Oscota—Mary E. DeBoos—Ethel Cromer, C. E. Avis, J. A. Puffer, D. M. Kelley, Olive Young, Maria Pingrey, J. R. McArelly.

Page—Mrs. Sarah G. Huftalen—Maud Searl, C. F. Garrett, Philip Hudson, William B. Guthrie, Blanche Goudy, C. E. Avis, C. P. Colgrove, Louise Campbell, Frank Stockdale, A. E. Bennett, William, R. Orchard, J. C. McGlade, Frank D. Joseph, E. C. Bishop, Lafayette Higgins, Frank Henderson, A. H. Spear.

Palo Alto—Margaret Ryan—H. L. Curtis, Fredrica V. Shattuck, Blanche Goudy, C. W. Wassam, Anna Shewmaker, Kate Logan.

Plymouth—Anna C. Donahoe—Arthur MacMurray, G. W. Sampson, J. A. Mausby, N. J. Pingrey, W. F. Barr, Z. C. Thornburg, Blanche Goudy, C. E. Avis, Neveln.

Pocahontas—Grace D. Bradshaw—H. L. Eells, Prof. Walters, Belle C. Scofield.

Polk—Pearl DeJarnette—Ethel Maxfield, Macy Campbell, Fredrica V. Shattuck, George H. Betts, Mrs. Marian Barr, H. K. Farrar, Katherine McGuire, Abbie Marlatt, S. H. Dadisman, O. B. Clark, Anna Burdick.

Pottawattamie—F. J. Puryear—Mary Jane Wyland, G. D. Strayer, Clara A. Bent, H. H. Hahn, Lillian Beach, J. H. Beveridge, J. E. Marshall, E. R. Jackson, Rabbi Cohn, W. A. Jessup.

Poweshiek—Estelle Coon—O. T. Corson, C. P. Colgrove, R. H. Sylvester, W. A. Jessup, I. H. Hart, L. D. Hartson.

Ringgold—Etta J. Rider—Mary Jane Wyland, Macy Campbell, W. K. Farrar, J. C. McGlade, Bessie McClenahan, Fredrica V. Shattuck.

Sac—John R. Slacks—W. A. Jessup, C. P. Colgrove, H. L. Eells, A. C. Fuller, Jr., Florence Ward, J. N. Potter, J. H. Voris, C. E. Day, Geo. Galloway, Lou Watson, Geo. E. Wallace.

Scott—Henry E. Ronge—D. E. Cloyd, Mary B. Richardson, R. K. Farrar, O. H. Johnson.

Shelby—Rose M. Parker—Grace Schermerhorn, Ethel M. Maxfield, Cora Mel Patten, A. V. Warner, M. C. Galpin.

Sioux—F. E. Fuller—Theresa Dansdill, C. P. Colgrove, J. E. Stout, G. A. Wilson.

Story—Maude Wakefield—Ida N. Reynolds, G. W. Walters, C. E. Avis, E. L. Coburn, Fredrica V. Shattuck, R. K. Farrar, A. M. Deyoe, J. C. McGlade, E. C. Bishop, Jessie L. Newlin, W. A. Jessup.

Tama—Mary A. Richards—E. S. Kindly, Mary Jane Wyland, Mary B. Richardson, Kate Logan, W. A. Jessup, J. H. Beveridge, Eva May Luse, Miss Young, H. L. Eells.

Taylor—Dessie F. Jones—A. E. Bennett, Mary Jane Wyland, Alice C. Wilson, Prof. Kies, A. M. Deyoe.

Union—Lora E. Lipsett—R. K. Farrar, Blanche Goudy, C. E. Avis, C. W. Wassam.

Van Buren—Lizzie V. Meredith—C. P. Colgrove, Laura Falker, Chas. E. Myerholz, Kate Logan, Blanche Goudy, W. H. Davis, A. E. Kepord, J. C. McGlade.

Wapello—Mrs. Elizabeth Burgess—I. M. Hart, Theodosia Harrington, C. S. Sedgwick, J. C. McGlade, Kate R. Logan, Bessie Buchanan, M. V. O'Shea.

Warren—W. M. MuGee—E. S. Kindly, C. E. Avis, W. A. Larimer, J. A. Woodruff, W. A. Jessup.

Washington—Minnie R. Conner—Emma L. Green, J. H. Huston, A. E. Stuelke, Mrs. Paul MacEachron, Mrs. Fred Smith, Preston W. Search, Forrest C. Ensign, C. N. Meyerholz, E. J. Cable.

Wayne—Mrs. Anna King Pittard—R. K. Farrar, Mary B. Richardson, O. H. Johnson, C. P. Colgrove.

Webster—Mary A. Carey—Katherine Stichter, Olive Young, C. H. Meyerholz, Ina Johnson, Blanche Goudy, W. A. Jessup, A. F. Benson, G. D. Strayer, D. M. Kelley.

Winnebago—L. C. Brown—D. E. Cloyd, W. H. Davis, F. C. Ensign, Mary Vaughn, I. H. Hart, E. J. Cable, C. P. Colgrove, C. F. Fullerton, C. H. Meyerholz.

Winneshiek—H. E. Miller—W. L. Peck, Macy Campbell, Charles Pye, C. E. Avis, G. R. Lockwood, Eva M. Fleming.

Woodbury—T. B. Morris—W. F. Barr, M. V. O'Shea, P. E. McClenahan, Julia Rogers, Macy Campbell, R. G. Smith, J. S. McCowan, C. F. Clark, G. W. Myers, Dr. Cook, Johanna Hansen, Marguerite DeArmond.

Worth—Bella Lansrud—W. H. Hegemann, Emma L. Lambert, Eva M. Luse, G. W. Walters.

Wright—M. L. Howell—G. W. Walters, I. F. Meyers, J. E. Stout, Florence E. Ware, A. E. Bennett, G. M. Wilson, Ida Fessenbeck, Mamie Hearst, C. P. Colgrove, E. C. Bishop, P. J. Scarboro.

ABSTRACT [F] REPORTS OF COUNTY SUPERINTENDENTS

CORPORATIONS, DIRECTORS, TEACHERS, JUNE 30, 1915.

Counties	Sub-districts	Corporations				Directors				Teachers		
		School township	Independent city, town and village	Rural independent	Total	School township	Independent city, town and village	Rural independent	Total	Number neces- sary	Number persons employed	
											Males	Females
Adair	129	15	5	10	30	130	25	30	185	186	30	249
Adams	77	9	5	27	41	81	25	81	187	12	190	
Allamakee	61	9	8	63	80	64	40	189	293	170	9	215
Appanoose	93	13	11	22	46	91	55	66	212	250	52	332
Audubon	106	12	4		16	108	20		128	139	13	176
Benton	77	10	11	87	108	80	55	261	396	258	33	306
Black Hawk	76	10	6	60	76	76	30	180	286	428	43	385
Boone	92	11	9	49	69	92	45	147	284	255	25	306
Bremer	40	6	9	58	73	40	45	174	259	147	16	197
Buchanan	77	9	10	52	71	83	50	156	289	216	24	264
Buena Vista	103	14	3	5	22	89	15	15	119	195	22	296
Butler	96	11	10	39	60	97	50	117	264	199	31	249
Calhoun	130	16	10		26	133	50		183	219	23	287
Carroll	102	14	11	15	40	110	55	45	210	189	34	219
Cass	139	15	8	9	32	127	40	27	194	212	20	267
Cedar	99	12	14	31	57	98	64	93	255	203	26	246
Cerro Gordo	109	13	3	22	38	109	15	66	190	269	36	319
Cherokee	121	15	8	7	30	128	40	21	189	192	26	257
Chickasaw	53	5	9	49	63	55	34	86	175	161	14	192
Clarke	78	9	4	24	37	78	20	72	170	139	25	149
Clay	81	14	4		18	81	20		101	145	23	175
Clayton	140	18	16	19	53	146	80	57	283	290	42	214
Clinton	132	17	13	23	53	141	71	69	281	341	33	323
Crawford	168	20	12		32	171	60		231	243	26	281
Dallas	138	13	14	21	48	112	70	63	245	260	41	286
Davis	33	5	9	57	71	37	43	171	251	128	45	112
DeCATUR	66	9	10	44	63	71	50	132	253	190	34	187
Delaware	114	14	9	16	39	114	45	48	207	187	18	215
Des Moines	27	6	6	54	66	30	32	162	224	265	26	243
Dickinson	53	9	1		10	58	5		63	114	15	109
Dubuque	66	9	11	41	61	67	66	125	258	290	22	285
Emmet	70	10	2		12	72	10		82	123	12	117
Fayette	100	12	13	65	90	100	65	195	360	274	28	306
Floyd	101	12	5	11	28	104	25	33	162	182	15	213
Franklin	91	11	8	30	49	91	40	90	221	177	23	244
Freemont	102	11	8	11	30	100	40	35	175	183	22	226
Greene	124	14	8	9	31	134	40	27	201	200	25	230
Grundy	68	8	9	53	70	68	45	159	272	165	26	204
Guthrie	134	15	9	6	30	137	45	18	200	223	53	275
Hamilton	96	14	9	24	47	97	45	72	214		28	235
Hancock	127	16	9		25	131	45		176	181	11	206
Hardin	71	8	12	45	65	71	54	135	260	243	29	261
Harrison	105	16	10	24	50	105	50	72	227	330	32	257
Henry	32	4	10	61	75	34	50	183	267	176	25	198
Howard	93	11	4	7	22	98	20	21	134	136	8	163
Humboldt	75	8	12	10	30	68	60	30	158	164	16	178
Ida	98	12	5		17	101	25		126	149	10	199
Iowa	76	10	7	58	75	76	35	174	285	198	36	236
Jackson	103	14	9	37	60	107	45	111	263	213	21	213
Jasper	143	16	15	29	60	142	69	87	298	279	37	323
Jefferson	68	9	6	23	38	68	30	69	167	157	24	176
Johnson	114	16	5	43	64	121	25	129	275	248	30	294
Jones	69	9	9	54	72	73	45	162	280	240	23	213

ABSTRACT [F] REPORTS OF COUNTY SUPERINTENDENTS—CON.

CORPORATIONS, DIRECTORS, TEACHERS, JUNE 30, 1915.

Counties	Sub-districts	Corporations				Directors				Teachers		
		School township	Independent city, town and village	Rural independent	Total	School township	Independent city, town and village	Rural independent	Total	Number neces- sary	Number persons employed	
											Males	Females
Keokuk	24	2	17	91	110	96	85	273	384	212	33	232
Kossuth	210	27	11	1	39	203	55	3	261	230	29	342
Lee	47	7	8	57	72	49	42	171	292	241	23	233
Linn	106	11	20	55	84	108	100	165	371		35	542
Louisa	56	9	10	19	38	58	57	57	172	144	23	152
Lucas	32	4	4	58	6	33	20	174	227	143	16	157
Lyon	94	13	8	10	31	97	40	32	169	191	22	198
Madison	101	12	8	20	40	106	40	62	208	184	30	242
Mahaska	72	9	10	58	77	75	46	174	295	238	27	261
Marion	21	3	13	87	103	14	65	261	340	237	44	244
Marshall	83	9	14	43	66	75	98	220	393	260	29	295
Mills	20	4	7	57	68	20	37	171	228	146	10	162
Mitchell	50	8	11	34	53	49	55	102	206	157	16	142
Monona	118	16	10	9	35	128	50	31	209	238	17	263
Monroe	61	7	7	35	49	64	35	105	204	203	21	190
Montgomery	85	10	6	17	33	90	30	51	171		20	196
Muscatine	67	11	7	20	38	67	35	60	162	217	18	238
O'Brien	125	16	6		22	128	30		158	211	18	220
Oseola	90	11	4		15	90	20		110	128	12	136
Page	69	10	13	43	66	69	65	129	263	243	30	247
Palo Alto	113	16	9		25	113	45		158	168	17	191
Plymouth	164	22	12	1	35	164	84	5	253	260	12	271
Pocahontas	117	15	7	8	30	112	35	24	171		33	213
Polk	85	13	9	37	59	88	47	108	243	849	74	766
Pottawattamie	219	24	13	16	53	214	67	48	329	480	45	544
Poweshiek	114	14	8	16	38	120	40	48	208	220	40	273
Ringgold	86	11	10	39	60	86	50	117	253	178	26	182
Sac	114	14	9	17	40	115	45	51	211	196	24	228
Scott	77	13	10	19	42	87	52	59	198	428	50	379
Shelby	122	16	7	2	25	124	35	6	165	169	24	220
Sioux	170	21	12	2	35	165	60	8	233	253	22	256
Story	95	13	17	23	53	107	85	60	261	250	35	289
Tama	93	12	11	71	94	93	55	213	361	246	32	271
Taylor	89	12	11	26	49	96	56	78	229	187	29	204
Union	86	10	8	11	29	85	40	33	158	180	23	198
Van Buren	55	7	16	41	64	57	78	123	258	177	25	182
Wapello	54	8	7	40	55	56	37	120	213	287	27	271
Warren	41	7	11	73	91	49	43	219	302	203	39	192
Washington	41	5	8	77	90	42	45	231	318	201	28	221
Wayne	93	13	10	24	47	99	46	72	217	191	41	173
Webster	138	18	11	27	56	137	47	81	265		27	373
Winnebago	69	9	7	12	28	73	35	36	144	145	15	151
Winnesiek	102	14	12	33	59	104	60	99	263		22	217
Woodbury	110	14	15	31	60	107	77	98	277	439	50	511
Worth	88	12	6		18	86	30		116	121	10	121
Wright	122	15	8	8	31	129	40	24	163		22	255
Total	9,127	1,165	905	2,872	4,942	9,236	4,561	8,661	22,458	20,218	2,628	24,163

ABSTRACT [G]—REPORTS OF
SPECIAL LIBRARY REPORT

Counties	Number Volumes Purchased					Total from all sources
	From teachers fund	From school-house fund	From contingent fund	Total from district funds	Total from voluntary efforts	
Adair	245		266	510		510
Adams	20		19		6	45
Allamakee	113		375	488		488
Appanoose	*					
Audubon	258		75	333		333
Benton	170	18	857	1,045		1,045
Black Hawk	205	165	1,251	1,621	236	1,857
Boone	1,224		375	1,599	210	1,809
Bremer	201	10	601	812	54	866
Buchanan	279		641	920		920
Buena Vista	57		147	204		204
Butler	596		887	1,483	48	1,531
Calhoun	43		599	642	35	677
Carroll	212		348	560	16	576
Cass	124		726	850	67	917
Cedar	148	7	130	285		285
Cerro Gordo	384		647	1,031		1,031
Cherokee	38		89	127		127
Chickasaw	611		611	611		611
Clarke	325		305	630		630
Clay	*					
Clayton	210	140	600	950	50	1,000
Clinton	432		658	1,090	520	1,610
Crawford	30		342	372		372
Dallas	200	150	300	650	250	900
Davis	15		12	27		27
Decatur	184	31	634	852	12	864
Delaware	80		440	520	80	600
Des Moines	* 6	156	233	395	73	468
Dickinson						
Dubuque	490	30	850	1,370	4,596	5,966
Emmet	183		112	295		295
Fayette	60	2	652	714		714
Floyd	25		262	287	40	327
Franklin	*					
Fremont	447	9	738	1,194	83	1,277
Greene	28		500	528		528
Grundy	114		204	318	14	332
Guthrie	41	75	381	497		497
Hamilton	72	156	296	524	12	536
Hancock	120	14	156	290	30	320
Hardin	241		782	1,023	180	1,203
Harrison	16	35	69	111	64	175
Henry	*					
Howard	210		1,014	1,224		1,224
Humboldt	104		379	483	270	753
Ida			225	225	65	290
Iowa	88		180	268	161	429
Jackson	495		200	695	10	705
Jasper	78	32	316	424	387	811
Jefferson	83	16	205	304	106	410
Johnson	347		52	399	25	424
Jones	77		380	457	54	511

COUNTY SUPERINTENDENTS.

JULY 1, 1914. TO JUNE 30, 1915

Counties	Amount Expended					Number rural schools provided with suitable library cases	No. Districts Provided with Libraries			
	From teachers fund	From school-house fund	From contingent fund	Total from district funds	From money raised by voluntary efforts		Total from all sources	Sub-districts	Rural independent	Independent city, town and village
Adair	74.78		79.42	154.20		154.20	100	134	10	5
Adams	11.33		31.04	42.37	20.00	62.37	23	61	19	5
Allamakee	72.59		241.17	313.76		313.76	102	61	63	8
Appanoose			577.66	577.66		577.66	46	88	20	11
Audubon	156.64		43.80	200.44		200.44	92	106		4
Benton	126.13	24.23	509.57	720.23		720.23	161	71	84	12
Black Hawk	112.01	123.16	732.08	967.25	107.41	1,074.66	131	76	57	6
Boone	734.74		224.77	959.51	105.05	1,064.56	110	100	49	9
Bremer	96.59	4.80	343.07	444.46	21.50	465.96	86	42	52	9
Buchanan	159.62		685.37	844.99		844.99	110	77	52	10
Buena Vista	234.99		143.79	378.78	57.00	435.78	94	112	5	9
Butler	312.53		469.08	782.51	25.00	807.51	124	96	39	10
Calhoun	17.40		339.29	356.69	21.40	378.09	120	128		10
Carroll	106.07		206.35	312.42	6.10	318.52	96	108	12	12
Cass	41.08		623.92	670.00	88.00	758.00	121	128	9	11
Cedar	98.22	4.00	58.73	160.95		160.95	76	99	32	14
Cerro Gordo	95.84		261.87	357.65		357.65	95	108	25	7
Cherokee	18.75		272.29	291.04		291.04	50	110	7	8
Chickasaw	72.85		108.31	181.16		181.16	44	32	50	6
Clarke	89.62		246.11	335.73		335.73	72	78	24	4
Clay	172.31		211.82	384.13	50.00	434.13	70	114		4
Clayton	71.74		303.32	375.06	30.00	405.06	132	160	19	16
Clinton	184.94		471.93	656.87	225.00	881.87	140	124	23	13
Crawford	22.38		333.68	356.06		356.06	150	160		11
Dallas	232.67	177.06	301.96	711.69	215.00	926.69	120	112	21	14
Davis	20.66		15.00	35.66	10.94	46.60	34	27	20	7
Decatur	110.42	23.00	305.11	438.53	24.00	462.53	36	58	36	10
Delaware	72.77		665.21	737.98	74.00	812.58	110	114	16	8
Des Moines	3.70	305.90	356.02	665.62	56.00	721.62	45	27	50	6
Dickinson	61.52		295.89	357.41		357.41	50	54		8
Dubuque	163.59	10.00	509.08	682.67	1,591.33	2,274.00	81	61	40	11
Emmet	110.26		99.17	209.43		209.43	74	74		2
Fayette	55.88	.73	714.78	771.39		771.39	155	92	63	14
Floyd	46.52		348.51	395.03	25.00	420.03	59	100	11	5
Franklin	116.71		384.52	501.23		501.23	130	91	39	8
Fremont	242.26	8.50	777.04	1,027.80	37.89	1,065.69	89	92	13	8
Greene	34.47		378.71	413.18		413.18	62	73	5	8
Grundy	31.28		112.72	144.00	24.40	168.40	113	64	53	9
Guthrie	29.11	36.00	212.65	277.76		277.76	132	134	6	9
Hamilton	126.93	235.83	681.46	944.22	30.00	974.22	102	87	24	9
Hancock	154.37	16.87	226.58	397.82	25.00	422.82	125	16		8
Hardin	216.05		598.81	814.86	8.00	822.86	90	71	45	13
Harrison	12.73	101.05	221.85	335.63	200.00	535.63	65	90	23	10
Henry	247.04	17.65	295.17	559.86	35.00	594.86	50	27	53	9
Howard	133.21		616.05	749.26		749.26	80	95	7	4
Humboldt	49.27		309.67	358.94	110.73	469.67	77	77	13	12
Ida			451.01	451.01	56.50	507.51	94	90		5
Iowa	61.84		522.62	584.46	138.24	722.70	102	70	52	7
Jackson	67.50		307.25	374.75	7.50	382.25	75	62	35	10
Jasper	143.36	23.13	382.64	549.13	22.00	571.13	135	140	18	22
Jefferson	86.02	21.96	307.11	415.09	87.55	502.64	66	76	23	6
Johnson	28.06		116.89	144.95		144.95	148	113	43	5
Jones	36.72		389.89	446.61	33.00	479.61	139	70	59	9

ABSTRACT [G]—REPORTS OF COUNTY
 SPECIAL LIBRARY REPORT

Counties	Number Volumes Purchased					
	From teachers fund	From school-house fund	From contingent fund	Total from district funds	Total from voluntary efforts	Total from all sources
Keokuk	100		651	751	30	781
Kossuth	*					
Lee	190		573	663	400	1,063
Linn	82	98	174	249	100	446
Louisa	76		639	745	16	761
Lucas	222		218	440		440
Lyon	41		160	201	204	405
Madison	67		134	201		201
Mahaska	8		88	96	40	136
Marion	86		378	464	6	470
Marshall	*					
Mills	164	55	309	528	213	741
Mitchell	230		100	330	100	430
Monona	28	178	400	606	13	619
Monroe	2		20	22	200	222
Montgomery	166		643	809	40	849
Muscatine	54	20	183	257		257
O'Brien			110	110	100	210
Oscola	66		125	191	201	396
Page	561		20	581	29	607
Palo Alto	*					
Plymouth	*					
Pocahontas	50			50	121	171
Polk	*					
Pottawattamie	250	1	208	459	15	474
Poweshiek	40		300	340	28	368
Ringgold	143		170	313	15	328
Sac			187	187		187
Scott	371		2,215	2,586		2,586
Shelby	283		336	619		619
Sioux	447	45	198	690		690
Story	69		627	687		687
Tama				237		237
Taylor	71		274	345	24	369
Union	261		532	813		813
Van Buren	147	10	312	469	712	1,181
Wapello	366		56	422	56	478
Warren	37		218	255	14	269
Washington	290		670	980	105	1,085
Wayne	234		937	1,171	80	1,251
Webster	150	170	450	770		770
Winnebago	169		387	556		556
Winneshiek	*					
Woodbury	*					
Worth	245		147	392		392
Wright	1,161		230	1,391		1,391
Total	16,565	1,021	32,909	51,322	10,612	61,934

*No record.

SUPERINTENDENTS—CONTINUED.

JULY 1, 1914, TO JUNE 30, 1915

Counties	Amount Expended					Number rural schools provided with suitable library cases	No. Districts Provided with Libraries		
	From teachers fund	From school-house fund	From contingent fund	Total from district funds	From money raised by voluntary efforts		Total from all sources	Sub-districts	Rural independent
Keokuk	56.47		691.92	748.39	35.00	788.39			
Kossuth	238.96		313.30	552.26		552.26	200	205	1
Lee	91.18		311.29	402.47	200.00	602.47	85	47	47
Linn	63.90		509.08	573.58	10.00	583.58	75	81	81
Louisa	46.10		741.63	787.73	24.00	811.73	27	53	16
Lucas	107.42		424.48	531.90		531.90	85	33	58
Lyon	23.30		61.01	84.31	86.00	170.31	67	79	10
Madison	35.06		149.95	185.01		185.01	66	50	12
Mahaska	2.55		96.96	99.51	32.28	131.79	38	58	45
Marion	85.84		197.69	283.53	18.00	301.53		14	90
Marshall	287.77	197.00	680.88	1,165.65		1,165.65		52	41
Mills	242.08	68.45	734.10	1,045.53	140.59	1,186.12	68	20	64
Mitchell	153.72		98.64	247.36	50.00	297.36	50	50	35
Monona	19.00	133.41	296.08	449.39	24.60	473.99	50	112	21
Monroe	2.62		200.00	22.52	150.00	172.52	78	60	20
Montgomery	66.33		371.49	437.81	19.20	457.01	99	85	17
Muscatine	28.31	10.45	249.60	288.36		288.36	50	41	9
O'Brien	*		60.39	60.39	100.00	160.39	125	130	
Oscola	39.82		241.70	281.52	173.40	454.92	88	91	
Page	240.39		471.82	712.21	27.50	739.71	104	61	48
Palo Alto	106.66	192.65	282.60	582.91	173.00	755.91	115	115	
Plymouth	355.88	15.00	100.53	471.41		471.41	168	166	8
Pocahontas	56.00	68.12	28.71	152.83	128.00	281.43	84	88	12
Polk	72.88	15.55	1,281.94	1,369.87	19.14	1,389.01	49	62	11
Pottawattamie	188.80	10.00	255.22	454.92	12.00	467.52	102	112	15
Poweshiek	26.07		511.03	537.10	30.00	567.10	98	115	17
Ringgold	145.83		200.00	345.83	18.88	364.71	62	45	20
Sac			135.20	135.20		135.20	122	105	17
Scott	222.17		1,328.83	1,551.00		1,551.00	100	77	19
Shelby	55.72		262.27	317.99		317.99	64	68	1
Sioux	188.06	173.08	386.89	748.63		748.63	154	154	
Story	27.05		879.41	906.46		906.46	97	100	23
Tama	55.43	12.00	386.16	453.59		453.59	165	94	71
Taylor	25.43		281.91	257.34	12.00	269.34	44	87	23
Union	157.74		532.57	690.31		690.31	70	60	10
Van Buren	40.57	23.50	816.33	880.40	38.50	918.90	77	50	40
Wapello	177.63		343.87	521.50	35.07	556.57	92	50	42
Warren	31.70		195.18	226.88	15.50	242.38	100	41	68
Washington	116.74		337.03	453.77	583.68	1,037.45	114	42	77
Wayne	113.00		627.88	740.88	41.00	781.88	45	92	24
Webster	82.60	173.55	274.76	530.97		530.97	162	134	27
Winnebago	119.69		468.40	588.09		588.09	75	69	19
Winneshiek	117.15		118.08	235.83		235.83	112	99	34
Woodbury			3,804.13	3,804.13		3,804.13	115	50	30
Worth	146.69		85.14	229.83		229.83	86	88	
Wright	67.02		428.23	495.25		495.25	57	63	6
Total	\$10,387.85	\$2,227.58	\$39,477.46	\$52,092.84	\$5,768.18	\$57,861.02	8,907	8,184	2,560

984

ABSTRACT [H]—REPORTS OF COUNTY
PRIVATE DENOMINATIONAL AND HIGHER EDUCATIONAL

Name of School	Location	Under Control of	When founded
CARROLL.			
St. John's	Areadia	Catholic	1880
St. Bernard's	Breda	Catholic	1883
St. Joseph's	Carroll	Catholic	1880
St. Peter's and Paul's	Carroll	Catholic	1889
St. Augustine's	Halbur	Catholic	1901
St. Mary's	Mt. Carmel	Catholic	1875
Sacred Heart	Templeton	Catholic	1889
St. Mary's	Wiley	Catholic	1887
St. Francis	Maple River	Catholic	1906
CASS.			
Atlantic Business College	Atlantic	Private	1913
CEDAR			
Evan. St. John's	Clarence	Ger. Evan. Synod Private	1882
German Eng. Lutheran	Lowden	German Luth. Private	1871
Evangelical Zion	Lowden	Ger. Evan. Private	1880
German Evangelical	Bennett	Ger. Evan. Private	1907
St. Paul's Lutheran	Stanwood	Lutheran Private	1908
Friends' Boarding School	West Branch	Friends Private	1880
CERRO GORDO.			
St. Patrick's Academy	Dougherty	Catholic	1894
Hamilton's Univ. of Com.	Mason City	Private	1900
St. Joseph's Academy	Mason City	Catholic	1910
Sacred Heart Academy	Rockwell	Catholic	1901
CHICKASAW.			
Our Lady of Mt. Carmel	Lawler	Catholic	1882
St. Joseph's School	New Hampton	Catholic	1904
St. Mary's School	New Hampton	Catholic	1884
St. Boniface School	Ionia	Catholic	1908
Immaculate Conception Conv.	North Washington	Catholic	1870
CLINTON.			
Evangelical Lutheran	Charlotte	Lutheran	
St. John's Lutheran	Clinton	Lutheran	
Evangelical Lutheran	Clinton	Lutheran	
Mt. St. Clare Academy	Clinton	Cath. Sr. of St. Francis	1898
St. Iraneous	Lyons	Catholic	1872
St. Patrick's	Clinton	Catholic	1880
Sacred Heart	Clinton	Catholic	1868
Wartburg College	Clinton	Luth. Synod	1868
St. Boniface	Lyons	Catholic	1864
Our Lady of Angels' Academy	Lyons	Cath. Sr. of Charity	1871
Immaculate Conception	Petersville	Catholic	1890
CRAWFORD.			
Denison Nor. and Bus. College	Denison	Private	1868
Parochial School	Denison	Lutheran	1870
Parochial School	Charter Oak	Lutheran	1890
Parochial School	Hanover Twp.	Lutheran	1880

SUPERINTENDENTS—CONTINUED.

INSTITUTIONS BY COUNTIES, JULY 1, 1914, TO JUNE 30, 1915

Income for the year	Number of professors	Other instructors	Students in college work	Students in preparatory work	Students in other courses	Total net enrollment for year ending June 30, 1915	Graduates in collegiate course	Graduates in other courses	Total graduated during year	President or Principal
500.00	2					151			4	Rev. J. A. Schulte
1,200.00	6					288			3	Rev. G. H. Luehrsman
800.00	4					181			16	Rev. T. J. McCarthy
1,200.00	2					314			19	Rev. J. Kuemper
500.00	2					119			6	Rev. Schemmell
1,700.00	2					284			4	Rev. P. H. Huesmann
800.00	4					201			8	Rev. Erdman
820.00	4					168			6	Rev. John Baumler
680.00	2					91			2	Rev. A. Meyer
3,800.00	3		51			70			14	Clifton J. Quart
8,000.00	1			2		18			15	H. E. Hansen
600.00	1					52			13	J. H. Brammer
No report										Charles Bendigheit
	1					16			7	G. W. Nagler
2,500.00	1	1		3		18		5	5	O. E. Hampton
600.00	4					114			12	Rev. P. D. O'Reilly
	2	2				180			65	W. R. Hamilton
1,500.00	7	1	30			250				Sister Mae DePazzi
	6	1		29		74		22	6	Sister Mary Phillips
	2	5			201	45				Rev. R. H. Ryan
900.00	2	7			20	160			8	Rev. M. H. Carey
900.00	1	5			20	100			15	Rev. B. H. Forkenbrock
450.00	1	3	6		30	67				Rev. J. P. Pentz
	4				173				6	Rev. H. Loosbrock
627.40		1				19				C. Jobst
700.00	1				36	44			8	Max Bockhaus
735.00	1				40	40			10	Felix Melchert
10,000.00		10			65	24			13	Mother M. Paul
1,000.00		7			12	144			14	Sister M. Hortense
1,000.00	1	3				94			4	Sister M. Louis
	2					50			3	Rev. F. Brinkmon
19,800.00	6	4	30		46	76	7		10	J. Fritschel
		4			76	6			7	Rev. Jas. M. Fritz
		15			125				15	Sr. M. Amabilis
		2			3	60			4	
4,000.00		9	5	140		80			31	W. C. Van Ness
		1				88			28	W. H. Nagel
700.00	1					36			28	H. A. Ansonge
600.00	1					45			12	Ferda E. Eggerding

ABSTRACT [H]—REPORTS OF COUNTY
PRIVATE DENOMINATIONAL AND HIGHER EDUCATIONAL

Name of School	Location	Under Control of	When founded
CRAWFORD—Con.			
Parochial School	Soldier Twp.	Lutheran	1880
Parochial School	Manilla	Luth. Trinity	1888
Parochial School	Manilla	Lutheran	
Parochial School	Schleswig	Lutheran	
Parochial School	Stockholm	Lutheran	
Parochial School	Schleswig	Lutheran	
St. Rose of Lima	Denison	Catholic	1880
St. Ann's Academy	Vall	Catholic	1880
St. Boniface	Charter Oak	Catholic	1914
DAVIS.			
Nor. and Scientific Inst.	Bloomfield	Private	1870
DECATUR.			
Graceland College	Lamon	Reorg. Ch. Latter Day Saints	1805
DELAWARE.			
Lenox College	Hopkinton	Presbyterian	1856
St. Peter & St. Paul's School	Petersburg	Catholic	
St. Xavier's School	Manchester	Catholic	
St. John's School	Ryan	Catholic	
DES MOINES.			
St. Patrick's Parochial	Burlington	Catholic	1873
St. John's Parochial	Burlington	Catholic	1870
Lourdes' Academy	Burlington	Catholic	1854
St. Mary's Parochial	Burlington	Catholic	1888
Elliott's Bus. College	W. Burlington	Private	1879
DICKINSON.			
St. Joseph's	Milford	Catholic	1913
DUBUQUE.			
Bayless Business College	Dubuque	Private	1836
St. Francis Academy	Dyersville	Catholic	
Epworth Seminary	Epworth	Methodist	
Immaculate Conception	Dubuque	Catholic	1907
St. Mary's High School	Dubuque	Catholic	1906
Mt. St. Joseph's College	Dubuque	Catholic	1879
Sacred Heart School	Dubuque	Catholic	
Dubuque College & Seminary	Dubuque	Presbyterian	1862
St. Vincent's Academy	Dubuque	Catholic	1882
St. Mary's School	Dubuque	Catholic	
St. Francis High School	Dyersville	Catholic	
St. Joseph's College	Dubuque	Catholic	1873
Academy of Visitation	Dubuque	Catholic	
St. Joseph's Academy	Dubuque	Catholic	
Wartburg Seminary	Dubuque	Lutheran	1854
PAYETTE.			
Evan. Lutheran Trinity	Hawkeye	Lutheran	
Parochial School	Eldorado	Evan. Luth.	1864
St. Peter's Lutheran School	Westgate	Lutheran	1886

SUPERINTENDENTS—CONTINUED.

INSTITUTIONS BY COUNTIES, JULY 1, 1914, TO JUNE 30, 1915

Income for the year	Number of professors	Other instructors	Students in college work	Students in preparatory work	Students in other courses	Total net enrollment for year ending June 30, 1915	Graduates in collegiate course	Graduates in other courses	Total graduated during year	President or Principal
700.00	1					8				Theo. Wolfrom, Pr.
No report	1					8				H. Wendt, Pastor
No report	1					14				O. Richter, Pastor
	1	No report				90				W. E. Wetzer, Pastor
	4					135				M. J. Farelly, Pastor
	5					42				Jas. Murphy, Pastor
	2									A. G. Schaefer, Pr.
4,600.00	5	3		80	123	203		20	20	E. J. Lockhart
17,828.66	6	7	30	40	90	160	6	20	26	J. A. Gunsolly, Act'g President
17,366.77	11	4	38	37	27	102	9	21	30	Rev. E. E. Reed
	4			130		130			2	Rev. W. B. Sussen
	1			33	75	105			7	Sister Mary Clare
	5			40	100	140		4	4	Rev. J. M. Molloy
600.00		4		80	30	110		6	6	Sister M. Patricia
4,816.77	7	4	32	210	4	246	12		12	Father A. Benno
	5	1		27		135		3	3	Sister M. Ambrosine
	2					60		3	3	N. J. Peiffer
	3	6				361		58	68	C. E. Elliott
1,000.00		5				102		10	10	E. C. Meyers
	2	5				250			30	E. B. Lyons
						55		5	5	Sister St. Francis
3,012.50		9		75	175	250		25	25	Clyde E. Baker
2,040.00	4			58	57	115		15	15	Sister M. Clothilde
50,000.00	2	22	45	60	41	146	3	17	20	Bro. S. M. Gustavus
No report										Sister M. Chionia
202,000.00	10	4	71	138	27	236	9	18	27	J. J. Dreber
No report										O. M. Steffens
No report										Presentation Sisters
No report										Rev. J. B. Albers
125,000.00	25	7	149	306	25	480	18	60	78	Brothers of Mary
No report										Jas. B. Cronoy, Sec'y
No report										Sister M. Louise
No report										Genevieve
No report										Sister M. Flovia
17,383.09	4			64		64		22	22	Rev. M. Fritscher
	1					30			12	L. A. Westenberger
107.00	1					22			10	G. Blessin
	1					62			10	R. Uhlmann

ABSTRACT [H]—REPORTS OF COUNTY
PRIVATE DENOMINATIONAL AND HIGHER EDUCATIONAL

Name of School	Location	Under Control of	When founded
FLOYD.			
Immaculate Conception	Charles City	Catholic	1896
FRANKLIN.			
Sacred Heart Academy	Ackley	Catholic	1876
FREMONT.			
Missionary Bible School	Tabor	Hephzibah Faith Missionary Ass'n	1892
Tabor College	Tabor	Board of Trustees	1857
St. Patrick's Academy	Imogene	Catholic	
GREENE.			
St. Mary's Academy	Grand Junction	Catholic	1880
HAMILTON.			
Jewell Lutheran College	Jewell	Hague Eva. Luth. Synod	1898
HARDIN.			
Ellsworth College	Iowa Falls	Board of Trustees	1890
HARRISON.			
St. Joseph	Dunlap	Catholic	1909
HENRY.			
Iowa Wesleyan College	Mt. Pleasant	Non. Denominational Meth.	1842
St. Alphonsus Gram. School	Mt. Pleasant	Catholic	1891
Howe's Academy	Mt. Pleasant	Private	1868
HOWARD.			
St. Joseph's School	Cresco	Catholic	1900
Assumption School	Cresco	Catholic	1881
Our Lady of Lourdes	Lourdes	Catholic	1908
Immaculate Concep. Academy	Elma	Catholic	1906
Holy Trinity	Protovin	Catholic	1899
HUMBOLDT.			
St. Olaf Parochial	Bode	Lutheran	
IOWA.			
St. John's Evan. Lutheran	Lincoln Twp.	Lutheran	1868
St. John's School	Victor	Catholic	1913
Emmanuel School	York Twp.	Lutheran	1888
St. John's Parochial	Iowa Twp.	Lutheran	1873
JEFFERSON.			
Parsons' College & Academy	Fairfield	Presbyterian	1875
Pleasant Plain Academy	Pleasant Plain	Friends	1876

SUPERINTENDENTS—CONTINUED.

INSTITUTIONS BY COUNTIES, JULY 1, 1914, TO JUNE 30, 1915

Income for the year	Number of professors	Other instructors	Students in college work	Students in preparatory work	Students in other courses	Total net enrollment for year ending June 30, 1915	Graduates in collegiate course	Graduates in other courses	Total graduated during year	President or Principal
600.00	6		27	131	158	7	7		Rev. W. S. Conbery	
1,000.00	4		19	39	58	9			Sister M. St. Joseph	
320.00	9		30	79	109	11	11		Emma Herr	
8,000.00	12	2	37	30	79	2	6	8	Dean Nelson Wehrhon	
No report										
350.00	4		30	40	70	5		5	Rev. John Phelon	
9,700.00	8	3	59	81	140	6	6		K. O. Eittrheim	
29,750.00	12	10	93	150	325	10	23	33	I. F. Meyer	
		6	45	115	160	9			Rev. J. N. Hanson	
29,300.00	18	8	176	105	392	19	1	20	Edwin A. Schell	
		4			70			6	Sister M. Angela	
	2	1		100	100				S. C. Howe	
900.00				107	107		1	1	Rev. P. J. Wagner	
No report		5	29	137	166				Sister Mary Agnes	
No report									Rev. J. J. Morris	
No report									Rev. J. Gunn	
No report									Rev. R. Lakomy	
1,000.00	1	3			70				Edward L. Parsons	
	1		73		73	6	18		Prof. J. L. Koen	
		4			128				Rev. H. Preuken	
600.00	1				76				A. J. Goeglin	
800.00		1			50				J. W. Hild	
36,423.06	22	9	121	43	157	285	17	21	38	Lowell M. McAfee
1,000.00	3	1	29	9	38	3	3	3	Chas. C. Harworth	

ABSTRACT [H]—REPORTS OF COUNTY
PRIVATE DENOMINATIONAL AND HIGHER EDUCATIONAL

Name of School	Location	Under Control of	When founded
JOHNSON.			
State University	Iowa City	State	1847
Iowa City Academy	Iowa City	Private	
St. Mary's School	Iowa City	Catholic	
St. Joseph's School	Hills	Catholic	1909
St. Peter's School	Cosgrove	Catholic	1901
KEOKUK.			
St. Elizabeth School	Harper	Catholic	1872
St. Peter & St. Paul's School	Clear Lake Twp.	Catholic	1876
KOSSUTH.			
St. Joseph's School	Riverdale Twp.	Catholic	1890
St. Michael's School	Whittemore	Catholic	1902
Evan. Luth. St. Paul's School	Whittemore	Lutheran	1899
Evan. Luth. Par. Zion School	Luverne	Evan. Luth.	1908
St. John's Parochial School	Baneroff	Catholic	1900
Emmanuel Parochial School	Lotts Creek Twp.	Evan. Luth.	1895
St. Joseph's School	Wesley	Catholic	1891
LINN.			
St. Joseph's School	Cedar Rapids	Catholic	1875
Sacred Heart Academy	Cedar Rapids	Catholic	1906
St. Berchman's Seminary	Marion	Catholic	1893
Cornell College	Mt. Vernon	Methodist	1853
Coe College	Cedar Rapids	Presbyterian	1881
LYON.			
U. N. Luth. Ch. Orphans' Home School	Beloit	U. N. Luth. Ch.	1890
MAHASKA.			
Penn College	Oskaloosa	Soc. of Friends	1873
Central Holiness University	Oskaloosa	Private	1906
Peoria Christian School	Peoria	Christian Ref.	1907
MARION.			
Central College	Pella	Baptist	1853
St. Joseph's School	Bauer	Catholic	1904
Christian School	Pella	Dutch (Private)	1912
MITCHELL.			
Cedar Valley Seminary	Osage	Baptist	
St. Mary's Academy	New Haven	Catholic	
St. Francis	Stacyville	Catholic	
St. Francis	Meyer	Catholic	
MONONA.			
St. Mary's School	Mapleton	Catholic	1896

SUPERINTENDENTS—CONTINUED.
INSTITUTIONS BY COUNTIES, JULY 1, 1914, TO JUNE 30, 1915

Income for the year	Number of professors	Other instructors	Students in college work	Students in preparatory work	Students in other courses	Total net enrollment for year ending June 30, 1915	Graduates in collegiate courses	Graduates in other courses	Total graduated during year	President or Principal
\$57,700.00	68	200	2,513	37	100	2,650	441	26	467	Thos. H. McBride
		6		90		90			23	W. A. Willis
	1	2				218			10	Rev. A. J. Schulte
		2				63				Rev. F. Koltenschte
		5				140				Rev. Finefield
600.00		3				95		7	7	Rev. H. Grothe
500.00		3				54		2	2	Rev. H. Sendbuchler
300.00		3		58		60			6	Rev. M. Ruenmele
700.00		6		22	165	187		10	10	Rev. E. L. Dullard
600.00		1			70	70			9	H. W. Behnke
	1			56		56			12	A. H. Pflueger
No report		3		50				10	10	Sister M. Cassida
No report										Wm. Schmel
		9	25	300		325	12		12	Sister M. Reges
9,500.00	17			31	39	70		4	4	Sister M. Gertrude
		9		5	90	104		13	13	Sister Mary Ligouri
112,153.82	22	19	471	119	279	618	60	14	74	H. H. Frier
71,400.00	21	9	383	35	84	602	39	4	43	J. A. Marquis
25,213.00		4				142				Th. Gunderson
30,062.00	8	20	163	175	162	500	14	55	69	D. M. Edwards
24,389.00	16	11	55	211		266	3	27	30	J. W. Leedy
1,500.00		2			77	93				Frank Kulper
	10	6	66	25	65	106	11	18	29	J. W. Bailey
203.00		2		43		43				Sister Mary Blanche
1,700.00	1	1								A. Clevering
										Horace G. Colpits
400.00	2					86				Rev. Wagner (Sisters of St. Francis)

ABSTRACT [H]—REPORTS OF COUNTY
PRIVATE DENOMINATIONAL AND HIGHER EDUCATIONAL

Name of School	Location	Under Control of	When founded
MONROE.			
St. Patrick's	Georgetown (Gulfport Twp.)	Catholic	1914
MONTGOMERY.			
Swed. Evan. Luth. Or. Home Powell School for Nervous and Backward Children	Stanton	Swedish Luth. Ch.	1881
	Red Oak	Private	1908
MUSCATINE.			
St. Mathias	Muscatine	Catholic	1852
St. Mary's	Muscatine	Catholic	1880
Zion Evan. Lutheran	Muscatine	Lutheran	1913
O'BRIEN.			
St. John's Evan. Lutheran Friends' School	Paullina	German Luth. Orthodox Friends	
OSCEOLA.			
Evan. Luth. Zion School	Horton Twp.	Lutheran	1888
St. John's Evan. Luth. School	May City	Lutheran	1897
St. Joseph's High School	Ashton	Catholic	1899
St. Peter's Evan. Luth. Sch.	Ocheyedan	Lutheran	1901
PALO ALTO.			
St. Peter and St. Paul's	West Bend	Catholic	1890
St. Mary's Academy	Emmetsburg	Catholic	1880
St. Ellen's	Emmetsburg	Catholic	1914
PLYMOUTH.			
St. Joseph's School	LeMars	Catholic	1879
St. Mary's School	Remsen	Catholic	1886
St. Joseph's School	Akron	Catholic	1904
St. Catherine's School	Oyens	Catholic	1900
Western Union College	LeMars	Union Evan.	1900
POCAHONTAS.			
St. Columbkille's School	Varina	Catholic	1910
Sacred Heart School	Pocahontas	Catholic	1896
Our Lady of Good Counsel	Fonda	Catholic	1908
POLK.			
Capital City Commercial Coll.	Des Moines	Private	1884
Des Moines College	Des Moines	Baptist	1865
Drake University	Des Moines	Independent	1881
Grand View College	Des Moines	Lutheran	1866
Highland Park College	Des Moines	Presbyterian	
St. Ambrose School	Des Moines	Catholic	1865
St. John's School	Des Moines	Catholic	1891
Still College of Osteopathy	Des Moines	Osteopath	1886

SUPERINTENDENTS—CONTINUED.

INSTITUTIONS BY COUNTIES, JULY 1, 1914, TO JUNE 30, 1915

Income for the year	Number of professors	Other instructors	Students in college work	Students in preparatory work	Students in other courses	Total net enrollment for year ending June 30, 1915	Graduates in collegiate course	Graduates in other courses	Total graduated during year	President or Principal
		4		19	123	145		7	7	Rev. P. J. Murphy
8,703.75	1					42				Rev. A. H. Franzen, Sec'y
	4	5				35				Dr. Valura E. Powell
1,200.00	8			25	150	180		3	3	Sister M. Euthalia
	4					120				Sister Adelberta
1,200.00	3				91	91			10	John Haefner
2,500.00	2			75		75				P. B. Knuth
	3			18	19	37		3	3	Anson B. Harvey
	1			23		23				E. J. A. Kallsen
	1			35		35				Carl G. Winter
800.00	1	6		1	14	160		4	4	Rev. J. P. Hoffman
	1			37		37		17	17	E. Plene
	4	3		112	7	119			7	Rev. P. M. Dobberstein
	6	3		65	90	265	15	19	34	Sister Mary Irene
	4				101	101		9	9	Sister Mary Virginia
1,000.00	2	6		30	218	243	1	9	10	Rev. F. X. Feurerstein
1,000.00	7	2				315		3	3	Rev. F. H. Schulte
	3			6	78	79				Rev. D. K. Hurley
620.00	4			3	98	96				Rev. Rolfe
12,000.00	6	1				75				C. A. Mock
Free	5		24	45	35	104				Edw. Masterson
1,200.00	1	6		26	156	182		18	18	W. A. Pape
Free	4		25	45	54	124	2	3	6	D. J. Hulan
No report										B. F. Williams
35,000.00	7	17	205	55	140	400	25	35	60	John A. Earl
216,000.00	40	50	497		809	1,336	62	137	199	Hill M. Bell
18,000.00	3	7	7	12	101	130		3	3	Rev. T. H. Knudsen
35,000.00	40	20	800	900	100	1,800	116	251	367	A. E. Bennett
	7					300		27	27	S. M. Salvator
	10			50	300	356		6	6	Rev. D. F. Mulvahl
25,000.00	8	4	145			150	18	50	77	S. B. Taylor

ABSTRACT [H]—REPORTS OF COUNTY

PRIVATE DENOMINATIONAL AND HIGHER EDUCATIONAL

Name of School	Location	Under Control of	When founded
STORY.			
Oak Park Academy.....	Nevada	S. D. Adventist.....	1950
Iowa State College.....	Ames	State	1889
TAMA.			
St. Mary's Academy.....	Tama	Catholic	1894
St. Joseph's School.....	Chelsea	Catholic	1914
Sae and Fox Sanatorium, School Facilities for Tubercu- losis, Indians.....	One m. W. of Toledo	U. S. Gov't.....	1912
Musquakie Day School.....	Tama		
Fox Day School (Indian).....	Toledo Twp.	U. S. Gov't.....	1911
Leander Clark College.....	Toledo	United Breth. Church.....	1886
UNION.			
Parochial.....	Creston		
Creston Business College.....	Creston		
WAPELLO.			
St. Joseph's Academy.....	Ottumwa	Catholic	1913
Ottumwa Com. College.....	Ottumwa	Private	1892
WARREN.			
Simpson College.....	Indianola	Methodist	1860
WASHINGTON.			
Holy Trinity.....	Richmond	Catholic	1866
St. Mary's.....	Riverside	Catholic	1866
St. James.....	Washington	Catholic	1871
WEBSTER.			
Corpus Christi Academy.....	Ft. Dodge	Catholic	1901
St. Matthew's.....	Clare	Catholic	1892
St. Paul's.....	Ft. Dodge	Lutheran	
Toblin College.....	Ft. Dodge	Private	1892
Business College.....	Ft. Dodge	Private	1911
WINNEBAGO.			
Waldorf Lutheran College.....	Forest City	United Luth. Ch.....	1908
WINNESHIEK.			
St. John's School.....	Atkinson	Catholic	1907
Immaculate Cone. Academy.....	Decorah	Catholic	1886
St. Mary's School.....	Festina	Catholic	1875
St. Wendelau School.....	Spillville	Catholic	1865
Lutheran Parochial School.....	Decorah	Lutheran	1902
Valder College.....	Decorah	Private	1888
St. Francis De Sales.....	Ossian	Catholic	
Luther College.....	Decorah	Lutheran	

SUPERINTENDENTS—CONTINUED.

INSTITUTIONS BY COUNTIES, JULY 1, 1914, TO JUNE 30, 1915

Income for the year	Number of professors	Other instructors	Students in college work	Students in preparatory work	Students in other courses	Total net enrollment during June 30, 1915	Graduates in collegiate course	Graduates in other courses	Total graduated during year	President or Principal
4,500.00	8			128					10	P. W. Brown
618,400.00	49	253	2,208	305	1,156	5,025	300	104	413	R. A. Pearson
450.00	3					90				Rev. T. F. O'Brien
400.00	2					38				
30,000.00	1					52				R. S. Russell
	1					31				Nellie May Sherwood
32,000.00	9	9	66	30	115	150	10	6	16	Marian Drury
No report										
No report										
3,684.75	2	2	118	30	80	130	15	16	91	Sister Mary Ursula
42,072.80	18	12	280	60	248	616	35	24	50	Francis E. Strickland
1,600.00	6			150	40	190	5	12	17	Rev. Peter Stahl
	4			14	86	100	1	12	13	Rev. B. Jacobsmeier
				35	200	235			19	Sister M. Xaveria
				40	45	85		4	4	Rev. M. Darcy
8,122.76	3			70	75	145		29	29	H. F. O. Mueller
No report	7	1		70	75	145		29	29	O. V. Findlay
30,336.00	11			149	153	302		58	58	A. Gates
700.00	3			1		95				Rev. Chas. Dragoun
	1	5		2	13	100			2	Sr. M. Philip
900.00	4					145			4	Rev. Hubby
720.00	3					115			4	Sister M. Xaveria
1,150.00	3					54			7	J. B. Torrison
	7			280	280			43	43	C. H. Valder
	2	7		17	206	223		2	2	Prof. C. K. Prens

ABSTRACT [H] REPORTS OF
PRIVATE DENOMINATIONAL AND HIGHER EDUCATIONAL

Name of School	Location	Under Control of	When founded
WOODBURY.			
St. Joseph's School.....	Salix	Catholic	1892
Cathedral School	Sioux City	Catholic	1881
Cathedral School	Anthon	Catholic	1880
Morningside College	Sioux City	Methodist	1894
N. B. T. School.....	Sioux City	Private	1895
WORTH.			
Somber Parochial School.....	Bristol Twp.	Lutheran	1905
WRIGHT.			
St. John's School.....	Clarion	Catholic	1913
Sacred Heart	Eagle Grove	Catholic	
Total			

COUNTY SUPERINTENDENTS—CONTINUED.
INSTITUTIONS BY COUNTIES JULY 1, 1914, TO JUNE 30, 1915.

Income for the year	Number of professors	Other instructors	Students in college work	Students in preparatory work	Students in other courses	Total net enrollment for year ending June 30, 1915	Graduates in collegiate course	Graduates in other courses	Total graduated during year	President or Principal
	7			12	119	121		2	2	Rev. J. A. Griffin
	11	1			62	434		14	14	Sister Mary Harold
		5			50					
60,000.00	29	16	337	125	235	700	50	18	68	A. C. Craig
	6	12	400							Prof. Barrett
700.00		2		70		70		2	2	Rev. A. J. Torgerson
					60					Sister Mary Josephine
										Sister M. Bernadette
\$ 7,910,408.00	807	450	11,522	9,392	13,991	11,418	1,878	2,160	4,536	

GRADED SCHOOLS
CITIES HAVING POPULATION OF

Cities	City Superintendent 1914-1915	Population, 1910	Salary per annum	Number months school	Number of years in course	Enumeration, June, 1914	Total enrollment	Average attendance
Ames.....	F. W. Hicks.....	4,223	1,900	9	12	1,247	1,144	930
Atlantic.....	W. T. Oramer.....	4,500	2,100	9	12	1,412	1,195	1,033
Belle Plaine.....	A. W. Crane.....	3,121	1,700	9	13	997	858	756
Boone.....	E. C. Meredith.....	10,347	2,200	9	12	2,954	2,410	2,076
Burlington.....	W. L. Hanson.....	24,324	2,700	9.5	12	5,669	4,261	3,635
Carroll.....	E. T. Housh.....	3,546	1,700	9	13	1,135	563	450
Cedar Falls.....	Bruce Francis.....	5,912	2,100	9	13	1,497	1,178	996
Cedar Rapids.....	J. J. McConnell.....	32,815	3,500	9.5	12	10,934	7,713	5,886
Centerville.....	H. O. Field.....	6,936	1,700	9	12	2,421	1,911	1,672
Chariton.....	I. L. Guernsey.....	3,794	1,400	9	13	1,342	1,345	1,138
Charles City.....	F. T. Vasey.....	5,892	2,000	9.5	12	1,588	1,214	1,125
Cherokee.....	F. E. Teller.....	4,884	1,800	9	12	1,196	1,062	888
Clarinda.....	Frank Henderson.....	3,832	1,800	9	12	1,304	1,077	992
Clinton.....	O. P. Bostwick.....	25,577	2,800	9	12	5,040	2,919	2,445
Council Bluffs.....	J. H. Beveridge.....	29,292	3,000	9	13	8,782	6,584	5,424
Creston.....	Adam Pickett.....	6,924	1,800	9	13	1,948	1,683	1,370
Davenport.....	F. R. Smart.....	43,028	4,200	10	13	22,589	7,625	6,208
Decorah.....	Eva M. Fleming.....	3,592	1,900	9	12	1,275	738	624
Denison.....	C. E. Humphrey.....	3,133	1,800	9	12	1,042	807	698
Des Moines.....	Z. C. Thornburg.....	86,364	4,500	9.5	13	21,286	19,760	15,543
Dubuque.....	Jas. H. Harris.....	38,494	3,800	10	12	10,853	3,854	3,168
Eagle Grove.....	W. A. Pye.....	3,387	1,750	9	12	1,253	863	735
Estherville.....	F. H. Sunderlin.....	3,404	1,800	9	12	1,390	1,270	1,007
Fairfield.....	Cap. E. Miller.....	4,970	1,700	9	12	1,520	1,307	1,128
Fort Dodge.....	L. H. Minkel.....	15,543	2,700	9	12	4,600	2,826	2,361
Fort Madison.....	F. A. Welch.....	8,900	1,800	9	13	2,734	1,294	1,067
Glenwood.....	H. P. Nielsen.....	4,052	1,600	9	12	880	828	524
Grinnell.....	Eugene Henely.....	5,030	2,000	9	13	1,505	1,348	1,146
Independence.....	John Cherney.....	3,577	1,800	9	12	1,011	824	696
Indianola.....	O. E. Smith.....	3,283	1,900	9	12	873	919	835
Iowa City.....	L. F. Meade.....	10,091	2,000	9	12	2,520	1,704	1,562
Keokuk.....	Wm. Aldrich.....	14,008	2,300	9.5	12	3,409	2,536	2,082
Knoxville.....	Ernest Der.....	3,190	1,800	9	12	950	848	697
LeMars.....	S. T. Neveln.....	4,157	1,850	9	12	1,215	769	673
Maquoketa.....	H. C. Storm.....	3,570	1,650	9	12	892	824	650
Marion.....	O. M. Carson.....	4,400	1,530	9	13	1,233	872	827
Marshalltown.....	Aaron Palmer.....	13,374	2,500	9.5	13	3,737	2,850	2,393
Mason City.....	F. E. Palmer.....	11,230	2,200	9	12	3,611	2,999	2,479
Missouri Valley.....	A. W. Graham.....	3,187	1,900	9	12	1,039	997	802
Mount Pleasant.....	C. W. Crulshank.....	3,874	1,800	9	13	1,016	867	734
Muscataine.....	Ira H. McIntire.....	16,178	1,800	10	12	3,847	2,450	2,045
Newton.....	H. P. Smith.....	4,616	2,000	9	12	1,588	1,214	1,064
Oelwein.....	S. W. Johnson.....	6,028	1,600	9	12	1,711	1,260	963
Oskaloosa.....	O. P. Flower.....	9,466	2,200	9	12	3,438	2,208	1,849
Ottumwa.....	H. E. Blackmar.....	22,012	2,800	9	12	6,799	4,967	3,989

FOR 1914-1915.

3,000 OR MORE BY CENSUS OF 1910.

Attendance upon enumeration	Attendance upon enrollment	Enrollment High School		No. of Tuition Pupils				No. high school tuitioners at expense of public		No. high school tuitioners paying own way		Average cost and contingent expense	No. graduated in year ending June 30, 1915		Number of Teachers Employed and Average Salary Not including Supt. or Principal				
		Males	Females	Grades		High School	Males	Females	Males	Females	Males		Females	Males	Females	Males	Salary per month	Females	Salary per month
				Males	Females														
72	83	110	160	10	10	30	35	30	35	---	---	\$5.00	21	40	5	\$ 80.00	34	\$57.00	
75	81	188	184	16	13	24	41	19	41	9	---	4.11	27	4	4	121.66	34	68.18	
73	86	---	---	9	10	29	51	29	51	---	---	5.27	22	31	2	100.00	33	64.24	
76	88	---	---	9	14	9	13	1	1	---	---	4.55	7	16	1	85.00	23	60.21	
70	86	185	244	20	20	27	46	25	45	2	1	3.22	29	17	5	126.88	65	61.26	
64	85	282	363	3	2	22	49	20	49	2	---	3.17	42	51	15	139.30	124	74.05	
40	80	---	---	7	2	11	12	11	12	---	---	5.00	11	13	2	102.50	21	75.00	
67	85	---	---	3	4	10	16	9	13	1	2	5.60	24	24	4	120.00	32	73.50	
59	76	---	---	9	13	54	46	53	44	1	2	5.00	55	93	10	101.00	219	79.82	
64	87	---	---	8	11	---	---	26	43	---	---	3.48	14	23	0	87.98	48	50.00	
85	85	81	152	---	---	---	---	22	46	---	---	4.85	8	23	2	95.95	33	67.55	
71	93	---	---	7	8	12	21	17	20	---	---	6.40	10	16	4	90.00	42	60.00	
76	89	---	---	4	4	25	26	---	---	---	---	2.71	---	---	4	98.75	26	65.72	
76	90	---	---	---	---	---	---	---	---	---	---	2.48	---	---	---	---	39	62.32	
49	84	220	229	2	1	12	15	6	14	6	1	3.22	38	45	7	100.77	89	70.00	
62	82	---	---	---	---	---	---	---	---	---	---	2.91	37	61	13	117.99	103	73.61	
70	81	---	---	9	8	18	61	18	50	---	---	3.01	12	32	3	90.83	45	60.34	
27	81	---	83	---	---	106	---	88	---	18	---	3.83	268	312	38	140.66	248	75.41	
49	85	---	---	3	13	7	25	7	25	---	---	4.75	8	24	3	101.75	22	67.50	
58	75	---	---	4	5	5	9	3	9	2	---	5.75	13	22	6	141.48	22	62.56	
73	79	---	---	22	22	73	60	62	65	11	11	3.45	162	255	16	138.38	548	80.48	
29	82	266	322	4	21	3	21	1	---	---	---	4.80	42	41	16	131.00	135	64.14	
59	85	---	---	---	---	---	---	---	---	---	---	2.10	---	---	2	92.50	21	57.50	
72	79	---	---	3	---	13	31	13	30	---	---	3.02	12	22	2	91.23	33	63.40	
74	86	127	190	10	5	45	70	44	70	1	---	5.00	25	50	7	104.00	35	64.65	
61	84	---	---	10	12	16	28	14	28	2	---	7.00	29	26	7	147.30	87	76.30	
39	82	---	---	2	8	26	8	26	---	---	---	4.00	12	17	6	99.62	36	62.08	
60	63	52	101	4	3	15	36	15	36	---	---	5.00	---	---	17	1	70.00	16	56.10
76	85	---	---	18	28	41	73	38	68	3	5	3.84	24	49	5	80.80	37	65.34	
69	85	---	---	---	---	---	---	---	---	---	---	3.12	---	---	5	69.00	29	50.03	
96	91	151	220	5	15	46	67	44	67	2	---	3.60	19	41	6	68.00	22	61.72	
62	92	---	---	9	8	40	55	40	54	---	---	6.00	45	60	9	113.50	53	74.00	
61	82	---	---	8	8	10	6	3	1	---	---	4.25	20	44	7	141.87	68	69.74	
73	82	---	---	6	6	11	23	---	---	11	23	2.75	10	16	2	85.00	24	65.35	
55	88	---	---	3	5	5	28	5	28	---	---	3.50	10	26	3	102.03	25	60.32	
73	79	75	98	15	22	30	40	30	40	---	---	4.00	17	22	2	95.00	28	62.50	
67	95	---	---	3	14	19	31	18	30	1	1	4.50	14	25	1	100.00	28	59.48	
64	84	---	---	11	18	25	32	21	31	4	2	3.66	17	37	4	96.87	85	70.43	
69	83	---	---	6	9	18	34	16	34	2	---	2.42	26	47	11	103.79	34	68.64	
77	80	---	---	7	9	17	37	17	37	1	---	2.84	5	19	3	100.00	24	61.97	
72	85	109	112	5	11	33	30	32	29	1	1	3.80	14	19	2	95.00	26	63.85	
63	83	---	---	16	18	10	29	10	25	---	---	4	5.50	19	43	3	83.33	83	65.61
67	88	---	---	6	6	34	46	34	44	---	---	4.32	22	30	3	122.22	39	69.17	
58	79	---	---	2	6	10	16	10	16	---	---	5.26	9	21	2	82.50	34	63.19	
54	82	---	---	7	7	24	40	23</											

GRADED SCHOOLS
CITIES HAVING POPULATION OF

Cities	1914-1916 City Superintendent	Population, 1910	Salary per annum	Number months school		Enumeration, June, 1914	Total enrollment	Average attendance
				Number of years in course				
Pella.....	P. M. Frush.....	3,021	1,550	9	13	854	1,114	769
Perry.....	F. L. Mahannah.....	4,630	2,000	9	12	1,405	1,225	1,030
Red Oak.....	J. R. Inman.....	4,830	1,800	9	12	1,346	1,181	1,038
Shenandoah.....	A. H. Speer.....	4,976	2,000	9	12	1,311	1,204	923
Sioux City.....	M. G. Clark.....	47,828	3,500	9	12	14,867	9,197	7,732
Spencer.....	A. H. Avery.....	3,005	1,800	9	13	1,069	924	798
Vinton.....	James H. Gray.....	3,336	1,800	9	13	960	712	611
Washington.....	C. D. Loose.....	4,380	1,600	9	12	1,315	1,200	965
Waterloo, East.....	C. W. Kline.....	2,600	2,600	9	12	5,392	3,155	2,508
Waterloo, West.....	A. T. Hukill.....	29,693	2,600	9	13	3,485	2,671	2,105
Waverly.....	W. I. Griffith.....	3,205	1,900	9	13	1,902	796	621
Webster City.....	D. M. Kelly.....	5,208	2,200	9	12	1,633	1,232	975

FOR 1914-1915—CONTINUED.
3,000 OR MORE BY CENSUS OF 1910.

Attendance upon enumeration	Attendance upon enrollment	Enrollment High School		No. of Tuition Pupils				No. high school tuitioners at expense of public				Average cost and contingent expense	No. graduated in year ending June 30, 1915		Number of Teachers Employed and Average Salary Not including Supt. or Principal			
		Males	Females	Grades		High School		Males	Females	Males	Females		Males	Females	Males	Salary per month	Females	Salary per month
				Males	Females	Males	Females											
89	68			1	1	7	11	7	11			4.71	7	17	2	85.00	15	69.08
73	84			9	11	23	28	21	33	2	5	3.25	18	24	3	86.00	31	68.50
77	88			4	2	18	55	18	55			3.33	19	29	2	87.50	36	62.91
70	77	98	143			15	18	15	18			5.10	16	25	5	90.00	38	64.85
52	84	590	760									3.46	80	178	29	149.26	276	81.40
75	86			2	2	36	44	35	44	1		4.50	25	36	3	98.66	24	63.23
64	86			7	2	19	20	18	20	1		3.98	8	18	3	118.57	21	64.76
73	80			10	15	44	62	42	60	2	2	2.80	14	41	3	102.80	33	56.46
47	79			3	1	7	12	7	12			6.39	19	34	11	124.84	91	65.41
60	79			3	5	19	15	11	14	1		4.80	19	26	5	95.00	76	69.00
62	78	104	109	14	11	23	26	23	25	1	1	3.10	18	18	4	83.40	20	64.10
60	70			4	5	24	20	23	19	1	1	5.20	8	18	3	105.00	33	65.22

GRADED SCHOOLS

CITIES HAVING POPULATION OF 1,500 OR MORE

Cities	City Superintendent 1914-1915	Population 1910	Salary per annum	Number months school	Number of years in course	Enumeration June, 1914	Total enrollment	Average attendance
Algona	J. F. Overmyer	2,908	1,800	9	12	1,106	910	780
Anamosa	T. M. Clevenger	2,983	1,600	9	12	888	747	696
Audubon	F. W. Johansen	1,928	1,500	9	13	508	537	481
Avoca	C. J. Schmitt	1,520	1,500	9	12	477	400	337
Bedford	E. W. Goetsch	1,183	1,600	9	13	538	530	303
Bellevue	C. D. McGoon	1,776	1,300	9.5	12	560	251	239
Bloomfield	E. G. Lockhart	2,028	1,500	9	12	601	522	430
Clarion	Geo. H. Kellogg	2,065	1,650	9	12	684	519	427
Clear Lake	H. W. Chehock	2,014	1,550	9	12	578	505	501
Colfax	S. A. Potts	2,524	1,800	9	12	992	769	688
Corning	Paul C. Skorupinski	1,702	1,500	9	13	552	614	530
Corydon	Harry D. Kles	1,600	1,550	9	12	555	500	424
Cresco	A. I. Tiss	2,658	1,400	9	12	946	600	582
De Witt	Margaret Buchanan	1,634	1,000	8.5	12	507	312	278
Dyersville	C. J. Pelree	1,511	1,000	10	11	680	51	36
Eldon	H. P. Trumbo	2,024	1,400	9	12	605	485	394
Eldora	A. E. Vellne	1,995	1,500	9	12	689	564	476
Emmetsburg	O. S. Van Krog	2,325	1,500	9	12	950	482	402
Forest City	C. H. Neveln	1,691	1,500	9	12	550	515	441
Guttenburg	G. W. Hunt	1,873	1,400	9	12	547	264	225
Hamburg	H. E. Dow	1,817	1,500	9	12	671	508	491
Hampton	Bruce Tallman	2,617	1,500	9	12	818	816	722
Harlan	C. M. G. Iohn	2,570	1,800	9	12	825	700	591
Hawarden	W. E. French	2,107	1,500	9	13	631	599	391
Humboldt	C. R. Golly	1,809	1,450	9	12	553	503	471
Ida Grove	E. L. Glasier	1,874	1,500	9	12	542	626	480
Iowa Falls	C. F. Brown	2,707	1,800	9	12	838	792	605
Jefferson	J. W. Fowler	2,477	1,600	9	12	763	719	584
Lake City	R. A. Griffin	2,043	1,650	9	12	572	624	501
Lamoni	F. W. Neveln	1,541	1,350	9	12	570	514	456
Lansing	F. W. Vorhies	1,542	1,200	9	12	485	261	215
Leon	O. M. Gass	1,991	1,400	9	12	569	690	561
Manchester	H. T. Ports	2,758	1,600	9	12	923	745	632
Marengo	C. H. Carson	1,786	1,500	9.5	12	582	477	406
Monticello	K. D. Miller	2,043	1,650	9	12	850	532	482
Mt. Ayr	W. H. Fosold	1,646	1,500	9	12	584	559	471
Mt. Vernon	P. W. Peterson	1,532	1,350	9	13	450	379	330
Mystic	H. Ostergaard	2,693		9	12	832	792	657
Nevada	J. R. Cougill	2,138	1,600	9	12	739	536	480
New Hampton	L. W. Dooley	2,275	1,400	9	12	812	495	409
Onawa	L. O. Smith	2,026	1,500	9	13	674	591	509
Osage	G. H. Sawyer	2,445	1,800	9	12	666	652	552
Osceola	F. P. Reed	2,026	1,500	9	12	620	680	580

FOR 1914-1915.

AND LESS THAN 3,000 BY CENSUS OF 1910.

Attendance upon enumeration	Attendance upon enrollment		No. of Tuition Pupils				No high school tuitioners at expense of public		No. high school tuitioners paying own way		Average cost and contingent expense	No graduated in year ending June 30, 1915		Number of Teachers Employed and Average Salary, Not Including Supt. or Principal.				
	Males	Females	Grades		High School	Males	Females	Males	Females	Males		Females	Males	Females	Males	Salary per month	Females	Salary per month
			Males	Females														
71 86			6	8	24	47	23	45	1	1	2.41	15	23	2	\$102.50	27	\$ 64.00	
70 83	56	86	9	7	13	21	12	20	1	1	3.73	6	19	1	100.00	19	56.91	
85 80			11	8	25	38	23	38	2		5.60	6	11	1	65.55	13	61.42	
71 82			11	14	8	19	8	19			3.15	2	9			14	63.71	
56 57			28	17	22	47	22	45	2	2	5.00	12	16	2	92.50	15	62.91	
43 95	28	33	1	5	3	4	3	3	1		4.18	4	6			11	54.00	
70 80			2	3	8	14	7	13	1	1	5.25	7	8			16	67.40	
62 82											2.52						15	64.06
87 84			4	3	13	37	13	37			3.33	3	20	3	81.66	17	61.04	
69 89			2	4	7	27	7	22		5	2.38	8	15	2	65.00	21	59.28	
97 87			3	3	68	35					5.50	16	20	1	75.00	21	66.00	
76 85	62	137	20	11	25	33	25	33	2	1	5.37	6	20	2	75.00	14	60.50	
62 97			2	3	19	30	19	30			4.50	16	18	2	92.50	18	66.50	
55 89	44	58	3	1	11	30	10	29	1	1	2.90	6	13			11	60.25	
05 71	4	6									8.83	1				2	51.50	
65 81											2.40	2	4			15	52.50	
69 84			7	8	9	22	9	22		1	2.94	3	11	1	85.00	17	61.17	
42 83			12	8	10	14	10	14			3.65	10	8	1	151.49	17	67.61	
80 86	50	72	6	8	12	22	12	21		1	3.84	4	13	1	55.00	19	63.15	
41 85											4.15					10	61.25	
73 82			16	5	17	27	14	19			3.44	2	9			16	60.29	
88 88			4	8	31	24	30	24	1		5.25	17	16	3	95.00	23	64.20	
72 84			1	6	9	27	8	25	1	2	4.50	13	11	1	90.00	19	65.85	
62 66			3	3	13	12	9	4	4	8	5.38	13	10	1	90.00	15	63.45	
85 84	64	90	19	11	16	35	15	35	1		4.04	10	18	1	90.00	17	64.39	
79 82	56	80	1	2	10	40	11	42			6.01	3	23	2	111.00	17	62.81	
72 76			2	10	15	23	15	23			2.91	11	22	1	111.11	22	61.02	
77 81			6	3	14	24	14	24			3.25	10	11	2	103.22	20	61.87	
88 80			14	18	20	30	20	28		2	3.31	9	14			18	61.15	
80 84			4	6	12	15	11	11	1	4	3.55	15	13	1	80.00	14	60.00	
44 82	22	25	2	2	6	9	2	9	4		5.69	5	6			8	55.83	
94 81			6	6	39	62	36	50	3	2	4.65	13	20	1	80.00	20	59.00	
68 85			7	5	39	35	37	35	2		4.95	13	18	2	87.50	24	61.67	
60 84	38	63	10	18	11	27	10	26	1	1	4.00	4	11	1	85.00	14	64.28	
57 91	56	75	2	3	14	27	14	27			2.88	7	15	1	90.00	15	64.00	
81 84			14	18	28	41	26	39	2	2	5.00	7	17	1	61.20	16	61.20	
77 87			4	4	9	11	9	11			2.93	8	12			11	58.93	
79 83											1.34					18	48.84	
65 90	44	71	8	9	18	20	18	19		1	6.60	7	14	1	100.00	17	61.79	
50 83					8	11	8	9		2	3.50	8	11			17	63.00	
76 86			20	16	15	26	15	24		2	4.96	12	13	1	85.00	20	65.00	
84 85			10	3	27	38	26	37	1	1	6.05	12	29	3	93.33	19	66.57	
94 85			4	3	29	48	26	47	3	1	3.95	15	15	2	62.50	18	68.08	

GRADED SCHOOLS
CITIES HAVING POPULATION OF 1,500 OR MORE

Cities	City Superintendent 1914-1915	Population 1910	Salary per annum	Number months school	Number of years in course	Enumeration June, 1914	Total enrollment		Average attendance
							Males	Females	
Rock Rapids	W. S. Wilson	2,005	1,500	9	13	546	474	406	
Rockwell City	J. W. Bugg	1,528	1,600	9	13	498	623	483	
Sac City	Geo. Galloway	2,201	1,600	9	12	836	670	554	
Seymour	W. W. Pratt	2,290	1,500	9	12	663	633	530	
Sheldon	S. L. Thomas	2,941	1,800	9	12	977	829	706	
Sigourney	Mabel A. Paull	2,032	1,300	9	12	602	562	450	
Storm Lake	C. E. Akers	2,428	1,600	9	12	831	692	579	
Stuart	W. S. Smiley	1,826	1,300	9	12	289	491	408	
Tama	M. R. Hendrickson & R. C. Trudall	2,200	1,500	9	13	596	497	402	
Tipton	J. A. Ralph	2,048	1,400	9	12	534	493	447	
Toledo	L. H. Van Houten	1,626	1,600	9	13	481	446	373	
Valley Junction	G. S. Wooten	2,573	1,300	9	12	819	812	654	
Villisca	J. M. Ireland	2,039	1,600	9	12	589	548	444	
Waukon	Chas. F. Pye	2,025	1,600	9.5	12	614	425	367	
West Liberty	J. L. Packer	1,666	1,500	9	13	477	451	403	
West Union	A. W. Moore	1,652	1,500	9	12	459	410	358	
What Cheer	Geo. W. Gordon	1,729	1,300	9	12	457	498	381	
Winterset	David Williams	2,818	1,400	9	12	750	686	585	
Woodbine	Howe & McLamarrab	1,538	1,400	10	12	415	514	396	

FOR 1914-1915—CONTINUED.

AND LESS THAN 3,000 BY CENSUS OF 1910.

Attendance upon enumeration	Attendance upon enrollment		Enrollment High School				No. of Tuition Pupils		No high school tuitioners at expense of public		No. high school tuitioners paying own way		Average cost and contingent expense	No graduated in year ending June 30, 1915		Number of Teachers Employed and Average Salary, Not Including Supt. or Principal.			
	Males	Females	Grades		High School		Males	Females	Males	Females	Males	Females		Males	Females	Males	Salary per month	Females	Salary per month
			Males	Females	Males	Females													
	Males	Females	Males	Females	Males	Females	Males	Females	Males	Females	Males	Females		Males	Females	Males	Females	Males	Females
75	86	-----	-----	8	13	18	26	18	26	-----	-----	4.06	8	13	2	68.75	15	67.16	
97	78	-----	-----	7	11	33	48	33	47	-----	1	4.46	9	19	1	85.00	17	64.85	
66	82	-----	-----	5	7	20	30	19	30	-----	1	4.25	14	20	2	111.11	17	61.67	
89	84	72	143	6	4	30	19	30	19	-----	-----	5.06	16	14	1	92.80	17	96.65	
72	84	-----	-----	3	1	3	22	2	11	-----	1	3.35	6	15	4	82.00	24	69.00	
65	80	-----	-----	4	1	31	27	31	27	-----	-----	4.42	13	14	2	103.61	15	63.70	
79	89	-----	-----	1	10	17	9	16	-----	1	1	5.19	17	24	-----	23	57.87		
146	83	-----	-----	6	6	12	19	12	19	-----	-----	2.61	5	9	-----	15	61.45		
78	93	-----	-----	4	3	6	13	6	13	-----	-----	4.50	6	8	1	85.00	13	57.92	
84	91	-----	-----	4	5	19	28	19	28	-----	-----	4.00	4	15	1	90.00	18	60.25	
78	84	-----	-----	4	10	10	27	10	27	-----	-----	3.50	4	15	1	90.00	12	63.54	
71	81	-----	-----	78	51	6	7	5	6	-----	1	4.40	5	8	1	30.00	18	57.80	
7	81	-----	-----	1	3	23	33	23	33	-----	1	3.25	7	16	2	80.00	16	59.92	
69	86	60	101	10	-----	40	-----	47	-----	2	-----	4.44	11	24	1	75.00	13	58.24	
84	89	-----	-----	7	10	27	34	26	34	-----	1	6.44	16	15	1	146.00	17	63.88	
80	87	-----	-----	2	1	13	27	12	27	-----	1	3.49	7	9	1	90.00	15	66.33	
83	77	-----	-----	16	12	24	24	24	24	-----	-----	3.84	11	14	-----	15	62.15		
78	85	-----	-----	8	2	21	34	21	34	-----	-----	2.57	10	15	1	85.00	20	59.00	
95	77	-----	-----	8	-----	121	-----	105	-----	15	-----	3.06	8	19	4	78.50	10	62.72	

GRADED SCHOOLS—REPORTS OF COUNTY
CITIES, TOWNS AND VILLAGES HAVING

Name of Town	Superintendent or Principal 1914-1915	Population, 1910	Salary per annum	No. months school	No. years in Course
Belmond	P. J. Scarboro	1,224	1,000	9	12
Bennett	J. A. Wadell	243	810	9	10
Benton	Mary Weaver	191	442	8	8
Berlin	Margurite Carlisle		546	9	8
Bertram	Elizabeth Chapman		585	9	8
Bettendorf	A. P. Volkmann	900	800	10	8
Birmingham	W. B. Gregg	527	900	9	12
Blairsburg (Con.)	G. D. Swaney	532	1,200	9	10
Blairstown	R. V. Leo	241	1,000	9	12
Blakesburg	Howard Cassill	314	675	9	10
Blanchard	Sylvia Handel	408	765	9	12
Blenco	Honora M. Sullivan	283	810	9	10
Blockton	J. R. Loutzenhiser	648	900	9	12
Bluegrass	Marie Claypool	223	675	9	8
Bode	C. S. Knutson	419	950	9	10
Bonaparte	Joe Parks	597	1,000	9	12
Bondurant	J. M. Caldwell	287	900	9	12
Bouton	F. H. Torrence	110	765	9	11
Boyden	H. M. Rombough	394	900	9	10
Braddyville	Roy Pitman	283	810	9	11
Bradgate (Con.)	G. L. Gurnerson	175	1,100	9	12
Brandon	John Winn	200	810	9	10
Brazil	Rissa McConn				
Breda	Anna Fahey	374	630	9	10
Bridgewater	O. E. Spooner	305	765	9	12
Brighton	J. B. Clyde	776	1,000	9	12
Bristow	G. V. Annan	291	810	9	11
Britt	W. E. Rorabaugh	1,303	1,250	9	12
Brooklyn	M. L. Doner	1,233	1,200	9	12
Brooks	Mrs. Virginia Taylor		480	8	10
Buckeye	Eunice T. Oates	140	540	9	
Buffalo	W. W. Graham	456	630	9	8
Buffalo Center	F. S. Wright	753	1,500	9	12
Burt	E. L. O'Connor	485	1,050	9	12
Bussey	J. C. Bennett	669	765	9	
Buxton No. 1					
Buxton No. 2	Minnie London		400	8	8
Buxton No. 3					
Cairo					
Calamus	H. D. Games	270	585	9	10
Caledonia	J. M. Bamford		465	9	
Callender	Lucille Le Farge	321	840	9	10
Calmar	O. B. Law	849	1,000	9	
Calumet	G. W. Weyranch	242	720	9	
Camanche	L. Ella Lukens	629	675	9	10
Cambria					
Cambridge	F. B. Tyler	606	1,150	9	12
Cantril	Chas. S. Trachsel	445	730	9	11
Carbon	Mrs. Mattie Martin	246	520	8	8
Carlisle	G. L. Hicks	592	900	9	12
Carson	Chas. A. Young	640	1,050	9	12
Cascade, East	B. Mahan		900	9	12
Cascade, West	Lulu Gollobitz	1,268	435	9	
Casey	Alex Brennan	735	1,050	9	12
Castalia	Geo. J. Hoppe	230	675	9	10
Castana	D. V. Masser	364	1,100	9	12
Center Junction	Brant Jenkins	199	630	9	10
Center Point	Arthur Fortsch	502	900	9	12
Central City	W. T. Crawford	558	900	9	

SUPERINTENDENTS 1914-1915—CONTINUED.

A POPULATION OF LESS THAN 1,500.

Enumeration, June, 1914	Enrollment Year Ending June 30, 1915	Number of Pupils				No. High School Tuitioners at Expense of Public		No. High School Tuitioners Paying Own Way		Average cost and con- tingent expenses	No. graduates Year Ending June 30, 1915		No. Teachers Employed and Average Salary Not Including Super- intendent or Principal				
		Total	Grades		High school		Males	Females	Males		Females	Males	Females	Males	Salary per month	Females	Salary per month
			Males	Females	Males	Females											
		High school	Males	Females	Males	Females	Males	Females	Males		Females						
462	397								2.97						14	62.00	
85	65		1	2	1	2		1	5.62					2	52.50		
67	34								2.08		1			1	48.00		
73	50								4.81					1	60.00		
35	34								2.16								
380	174								2.07	10	3			4	48.08		
173	196	8	10	11	13	11	13		2.71	10	3			6	53.12		
221	156								4.49					4	67.50		
220	131	8	4	1	4	1	4		18.75	1	1			5	59.00		
94	93	1	2	4		2			1.49	2	1			3	51.20		
108	144			23	26	18	15	5	3.00	3	5	1	60.00	4	57.50		
133	110	8	1	1	1			1	3.00	1	4			2	56.00		
180	231	11	12	24	15	22	14	2	3.66	2	5	1	60.00	6	53.37		
125	93			5					3.46	2	4			1	50.00		
128	46	18	1	1	1	3	1	3	8.70	3	9			3	50.70		
172	171		6	4	5	10	4	9	3.10		1			5	59.68		
107	131	20	8	10	11	10	11	1	3.16	4	5			6	56.68		
110	89	16	2	2	2	2	2		3.55					3	58.33		
130	88	1	3	5	7	10	2		3.74	3	1			3	62.00		
95	80			1		2			9.03	1	4			4	55.00		
161	152								3.29					6	53.08		
168	147	11	3	2	1		1		4.00					3	50.03		
200	199								1.03					2	45.16		
150	38	20		5	5			5	5.15					1	65.00		
123	102			4	1	1			3.61	1	1			4	58.00		
282	283	8		9	11	7	11	1	3.00	8	6			7	59.24		
155	154	30	9	12	8	4	5	4	6.88		3			4	56.25		
534	354	4	2	14	23	13	24	1	3.85	6	13			12	61.00		
377	334	2	2	9	17	8	17	1	4.81	3	12	1	70.00	12	62.78		
74	65	13		1	1	2			3.36					2	46.00		
49	49								3.59					1	55.00		
186	127		1						2.91	4	2			2	47.50		
585	378	80	3	2	8	10	8	10	5.20	1	6			15	61.15		
216	222	57	5	5	8	21	8	20	2.52	2	7			6	61.67		
307	198								2.55					6	50.47		
1,302	830								1.55	8	6			11	47.00		
49	32								2.50					1	60.00		
109	86	9			2		2		2.50	2	1			2	68.33		
80	67								3.38					2	48.40		
126	86		2	3	1	4		1	4.44	1	4			3	50.00		
137	137								3.00					9	67.10		
66	66								4.52					4	56.00		
137	102	7	3		1		1		2.91		2			3	52.00		
66	61								2.91					2	47.50		
245	198	57	2	2	7	16	2	13	3.64	4	7			6	60.00		
140	137		10	7	3	5	3	5	4.42			1	60.00	3	50.00		
134	124			1					1.40					3	58.33		
271	242		8	1	6	14	6	14	3.00	5	5			6	58.23		
179	177		6	3	1	9	1	9	3.77	3	2			5	56.27		
245	111	19							4.99					3	48.93		
173	19								3.46					2	47.50		
224	219		4	6		7		7	6.25	4	7			7	56.00		
122	88								2.93	1	1			2	55.00		
146	181		27	20	10	17	10	15	4.78	2	12			8	53.13		
71	58	17	1		1				3.90	2	2			3	53.33		
239	194		4	3	7	7	7	7	3.50	1				7	57.90		
242	261								2.76			2	60.00	7	52.39		

REPORT OF THE
GRADED SCHOOLS—REPORTS OF COUNTY
CITIES, TOWNS AND VILLAGES HAVING

Name of Town	Superintendent or Principal 1914-1915	Population, 1910	Salary per annum	No. months school	No. years in Course
Charleston	Emma Noonan		585	8	
Charlotte	Aug. E. Samp	356	950	9	10
Charter Oak	H. M. Stiles	734	1,475	9.5	13
Chelsea	E. L. Meek	507	900	9	12
Chester	S. B. Robertson	266	765	9	9
Chester Twp. H. S.	(P. O. Grinnell)				
Chickasaw	Clifford Young		485	9	
Chillicothe	R. L. Gardner	181	630	9	9
Churdan	W. J. Atha	667	1,000	9	12
Cincinnati	W. J. Pence	1,355		9	12
Clarence	Henry E. Irons	662	1,100	9	12
Clarksville	E. B. Hofiges	865	1,100	9	12
Clayton	Mayme Broderick	145	420	9	
Clearfield	J. A. Griffith	625	1,100	9	12
Cleghorn	O. J. Butler	186	765	9	11
Clemons	Maurice Mitchell	213	900	9	
Clermont	R. H. Greene	510	1,000	9	12
Clio	E. H. Huffman	178	765	8	12
Clutier	Olive Ryan	186	540	9	8
Coggon	R. W. Carson	471	1,025	9	
Coin (See Snow Hill)		591			
Colesburg	Ira R. Appleman	271	675	9	10
College Springs (Amity)		620			
Collins	O. W. Kirk	521	1,400	9	12
Colo	E. S. Jordan	463	1,000	9	12
Columbia	Helen Cooper	480	880	8	8
Columbus City	J. J. Carr	375	585	9	8
Columbus Junction	I. M. Rigley	1,185	785	9	12
Conesville	W. L. Brinks, C. L. Burton	347	765	9	12
Conrad	A. R. Maulsby	594	1,060	9	12
Conway	Mrs. A. F. Luther	283	616	8.5	10
Coon Rapids	H. P. Helms	1,084	1,350	9	12
Correctionville	M. R. Hassel	893	1,100	9	12
Corwith	Chas. C. Mantle	455	1,100	9	12
Coulter	P. M. McClintock	198	675	9	9
Crawfordsville	J. H. Huston	322	900	9	12
Cromwell	Almee Kibler	208	630	9	9
Crystal Lake	Margaret Costello	143	585	9	8
Cumberland	P. C. Lapham	552	1,070	9	12
Curlew	O. H. Kehlms	161	630	9	9
Cushing	G. C. Smith	254	850	9	11
Cylinder	R. G. Simpson	129	810	9	10
Dakota City	M. G. Sisler	391	810	9	10
Dallas	W. E. Wellons	204	680	8	
Dallas Center	J. M. Davis	769	1,200	9	12
Dana	Geo. P. Fisher	183	765	9	11
Danburg	C. F. Stutsman	558	1,000	9	12
Danville	Luella Hightshoe	263	900	9	10
Davis City	J. M. Howell	489	810	9	12
Dawson	L. B. Carlisle	115	83	8	10
Dayton	Fred C. Runkel	275	720	8	10
De Sota	Floyd E. Balley	717	1,000	9	12
Decatur City	G. E. Brose	356	900	9	12
Dedham	Homer Brumbaugh	311	900	9	11
Deep River	Chas. A. Vale	467	1,000	9	12
Defiance	A. J. Boylen	411	810	9	11
Delaware	J. B. Cross		720	9	10
Delhi	L. R. Trezona	375	855	9	10

SUPERINTENDENTS 1914-1915—CONTINUED.
A POPULATION OF LESS THAN 1,500.

Enumeration, June, 1911	Enrollment Year Ending June 30, 1915		Number of Pupils				No. High School Tuitioners at Expense of Public		No. High School Tuitioners Paying Own Way		Average cost and contingent expenses	No. graduates Year Ending June 30, 1915		No. Teachers Employed and Average Salary Not Including Superintendent or Principal				
	Total	High school	Grades		High school		Males	Females	Males	Females		Males	Females	Males	Females	Salary per month	Females	Salary per month
			Males	Females	Males	Females												
136	47		3	4							3.25	5				1	55.00	
101	100										2.56					4	59.24	
132	92	14									3.28	1	4			3	43.54	
293	294		4	5	2	3	2	3			4.50	4				8	50.14	
170	128		1	6	3	5	2	4	1	1	3.50	1	2			4	50.00	
102	72										3.00	1	1			2	55.00	
60	42										3.02					1	48.40	
78	65										3.06	1	4			2	50.00	
204	192	54	3	4	3	16	3	16			4.50	1	6			7	50.00	
545	528										2.40					11	53.35	
188	168		5	9	8	5	8	5			3.20	3	6			7	60.57	
225	217	56	11	14	4	16	4	16			2.95	4	3			7	58.90	
88	34										4.34					1	45.00	
192	237		19	13	15	23	15	23			3.15	10	7	1	60.00	6	58.34	
94	71										3.55					2	70.00	
201	160										2.90					5	59.00	
221	183		2	1	1	5	1	5			3.42		4			5	59.00	
94	69	22	1		3	3			3	3	2.78					2	52.50	
87	83										3.29					2	60.00	
144	162										2.91					6	58.33	
188	125		12	14	4	3	4	3			1.75	2	2			3	50.00	
138	147	42	15	8	6	9	6	9			3.88		3			5	56.16	
164	182	49	13	7	9	5	9	5			4.30	2	7			6	50.00	
54	52		1	3							2.15					1	42.50	
185	113		2	2							2.50					2	52.52	
305	320		7	5	19	28	19	28			2.53					9	50.93	
142											3.10			1	68.00	2	56.00	
174	174	90	6	4	5	8	5	8	6	4	3.69	5	8			5	62.50	
104	88		3	5	3	2	3	2			5.88	3	4			3	53.17	
463	433										2.43					12	61.15	
381	229										2.76					11	60.00	
193	164		4	6	2	5	2	5			5.00		5			6	60.00	
106	83		2	1							3.79					2	57.75	
198	200				1	3	1	3			4.00	4	7	2	62.50	5	61.44	
60	44				1						3.65	1				1	60.00	
58	29		4	1							3.88					1	50.00	
178	165		2	1	14	7	14	7			3.28	2	4			6	60.83	
81	71										3.35					2	56.62	
152	80		1	3	1		1				3.47					3	53.33	
51	37										3.75					1	32.00	
149	125	15	2	1	1		1				3.62	4	3			3	53.44	
204	107										2.50					2	55.00	
312	272	71	3	4	10	9	10	9			2.28	8	9			7	63.00	
115	54	8									4.77		1			2	55.00	
346	194	35	2	3		4		4			5.14					5	52.60	
114	113		2	8	10	9	10	9			1.40	1	4			3	55.00	
300	319		9		11				20		4.00	5	3			5	54.00	
115	83					2					3.00	3	1	65.00		2	55.00	
251	202		6	2	3	11		4	3	7	4.66	2	10			8	57.14	
156	127		8	7	3	1	3	1			3.35	2	3			5	60.00	
127	118		1	2		2					3.42			1	55.00	4	44.00	
150	84										3.59					3	53.52	
163	175		9	9	9	8	9	6		2	2.09	2	2			7	55.50	
242	127		9	4	4	11	4	11			5.66	3	5			4	59.63	
63	80		1	1							1.93					2	50.00	
200	176		6	4	1	3	1	2		1	1.00					4	58.75	

GRADED SCHOOLS—REPORTS OF COUNTY
CITIES, TOWNS AND VILLAGES HAVING

Name of Town	Superintendent or Principal 1914-1915	Population, 1910	Salary per annum	No. months school	No. years in Course
Deloit	John J. Simpson	208	720	9	9
Delta	Smith Trump	728	900	9	12
Denmark	James Westhoff		1,100	9	12
Denver	May E. Francis	224	810	9	10
Derby	Barbara W. Nessen	326	675	9	11
Des Moines Valley				9	
Dewey	Paul Blummer		720	9	10
Dexter	W. G. Brandstetter	767	1,400	9	12
Diagonal	W. S. Webber	509	900	9	12
Dickens	Albert Hogan	255	832	9	11
Dike	C. R. Wiseman	286	765	9	10
Dixon	Mary Henehan	198	585	9	8
Dolliver	Adam Miller	107	1,000	9	
Donellson	H. C. Mendenhall	337	632	9	9
Doon	A. P. Hargrave	581	900	9	11
Dow City	C. W. Manning	462	990	9	12
Downey	Katherine Barry		720	9	12
Dows	B. O. Evans	802	1,300	9	12
Drakesville		249	540	9	
Dumont	H. A. McDonald	550	900	9	11
Duncombe	Francis D. Mesner	418	785	9	11
Dunkerton	Edna E. Morgan	276	585	9	9
Dunlap	Rolland Meyers	1,155	1,200	9	12
Durant	Merton Crowl	720	900	9	12
Dysart	H. G. Braden	906	1,000	9	12
Farham	L. N. Gerber	749	1,350	9	12
Farling	A. E. Beldanf	323	585	9	8
Farville	Guy D. Ribble	552	1,000	9	11
Early	Chas. E. Day	500	1,150	9	12
East Peru	Nancy Oglesbie	371	585	9	9
Eddyville	Emma S. Nye	1,085	1,000	9	13
Edgewood	F. W. Jones	555	1,125	9	12
Elberon	Ella Mehilhouse	339	630	9	12
Eldridge	Lizzie Hammons	217	540	9	
Elgin	J. H. Williams	564	900	9	12
Elkader	J. P. Street	1,181	1,500	9	12
Elkport	Leroy Hovarter	210	810	9	11
Elliott	C. M. Workman	528	1,000	9	12
Elston	H. P. Risse	205	950	9	12
Ellsworth (Con.)	John Parisho	406	1,000	9	12
Elma	S. J. Pionper	807	1,000	9	12
Elwood	Alva H. Moen		620	9	
Ely	Catherine Motyl	161	495	9	8
Emerson	W. A. Stevens	478	1,200	9	12
Epworth	Anna F. Jackson	520	486	9	9
Essex	R. V. Hunkins	776	1,050	9	12
Everist	Geo. C. Manley		720	9	10
Everly (Con.)	Ira Baker	392	1,080	9	
Extra	W. H. Hoyman	787	1,200	9	13
Fxline	H. O. Hixenbaugh	660	720	9	11
Fairbank	C. O. Parks	618	1,000	9	11
Fairview (W. Burlington)	W. E. Carr		765	9	8
Farley	Lillian Hottman	676	765	9	12
Farmersburg	Fred Schmidt	259	675	9	
Farmington	A. T. S. Owen	1,165	1,500	9	12
Farnhamville	F. L. Clark	332	765	9	11
Farragut	S. L. Miller	431	1,200	9	12
Fayette	Eleanor M. Garrison	1,112	1,080	9	12

SUPERINTENDENTS 1914-1915—CONTINUED.
A POPULATION OF LESS THAN 1,500.

Enumeration, June, 1914	Enrollment Year Ending June 30, 1915		Number of Tuition Pupils				No. High School Tuitioners at Expense of Public		No. High School Tuitioners Paying Own Way		Average cost and contingent expenses	No. graduates Year Ending June 30, 1915		No. Teachers Employed and Average Salary Not Including Superintendent or Principal					
	Total	High school	Grades		High school		Males	Females	Males	Females		Males	Females	Males	Females	Males	Salary per month	Females	Salary per month
			Males	Females	Males	Females													
			Males	Females	Males	Females													
304	101			1	4	1	3		1	2.98							3	52.11	
93	105									2.38							3	55.00	
180	233			2	4	6	4			4.87	1	3				3	52.54		
172	179	44	1	2	7	5	7			5.46	4	8				3	63.81		
177	124	25			3	1	3			2.20						3	55.00		
103	100	21	3	8	2	9	9			3.50	3	3				3	50.00		
149	109									1.00						3	50.00		
93	80									2.83						1	50.00		
217	273		4	12	20	24	24			3.06		1	85.00			6	60.00		
188	145			7	6	9	6			4.25	1	1				5	50.00		
90	98		3	2	2	4	2			6.00	4	8				4	58.75		
107	103	9	4	3	1	2	1	2		7.00	1	1				3	56.00		
67	49									3.68						1	60.00		
162	120									2.50		1				4	62.50		
137	112									1.96						2	49.75		
230	193		1	5	2	10	2	10		2.70						5	48.33		
176	176		9	2	11	10	11	10		5.20	2	10				6	61.50		
75	62		6	2	2	1			2	2.87		1				2	50.00		
344	219	88	2	5	18	20	18	20		4.57	6	4				9	58.30		
73	82									2.04						1	50.00		
218	210	53	3	4	10	13	10	13		3.50	4	5				5	57.00		
166	161				2	4			2	3.00						4	52.75		
104	90				2	2				3.50	7	4				2	60.00		
343	367		20	15	5	7	3	7	2	3.85	4	11	1	80.00		14	56.80		
175	135		2	6	1	2	1	2		2.82						5	56.00		
196	229									3.01						8	61.40		
241	286		5	5	43	33	31	22	12	4.62	19	13	2	100.00		5	64.00		
114	93									4.30						4	56.00		
288	173		5	6	11	10	11	9		3.27						4	56.00		
150	158		2	3	6	18	6	18		5.21	1	7				6	59.58		
102	94									3.50			1	52.20		1	46.75		
242	322		14	18	12	24	11	23	1	1.80	3	5	1	80.00		7	49.25		
80	215									2.45						6	55.00		
158	86		3	2	2				2	5.20						4	50.00		
43	27									2.85									
192	179		2	4	4	3	3	3	1	2.92	4	5				5	59.00		
327	307		2	4	29	31	25	30	1	4.56	7	7	1	80.00		9	60.00		
150	90				2	5	2	5		4.06	1	2				3	50.00		
178	203		9	9	15	9	15	9		4.70	4	4				7	57.90		
148	152	45	10	3	11	12	11	12		5.24	4	2				5	53.84		
245	200									4.34						6	62.83		
329	121			1	2	3	1	3	1	3.09		2				5	60.00		
65	79									3.10						2	63.12		
65	63									2.25						1	48.00		
154	142	42	2	1	2	10	2	10		6.91	1	2				6	58.17		
146	113			1		4	3			2.92		7				3	54.00		
248	224		2	4	2	4	2	4		4.20	6	5				8	59.00		
138										3.72	1	1				4	51.08		
266	243									3.54			1	60.00		10	51.33		
303	292		6	4	9	15	9	13		3.80	1	8				9	63.00		
258	256		6	5	4	4	3	4	1	1.00						5	49.00		
180	128	28	4	4	6	4	5	3	1	4.37						4	53.70		
440	220		2	6						1.71	9	8				5	51.00		
234	102	22	1		1					4.82						4	55.00		
127	80									2.85						2	49.75		
400	378		18	19	13	29	8	24	5	2.50	2	11				9	58.84		
117	120		2		2	5	2	5		3.50						4	53.37		
136	151		10	21	11	13	12	14		3.80	3	8				7	65.00		
392	350		10	7	13	23	12	23	1	2.90	10	11				10	55.94		

GRADED SCHOOLS—REPORTS OF COUNTY
CITIES, TOWNS AND VILLAGES HAVING

Name of Town	Superintendent or Principal 1914-1915	Population, 1910	Salary per annum	No. months school	No. years in Course
Fenton	Margaret Dorweller	211	900	9	10
Ferguson		127		8	
Fernald	Earl Fisk		810	9	10
Fertile	C. P. Schmidt	207	500	8	10
Floyd	H. J. Thompson	332	810	9	11
Fonda	Chas. H. Tye	978	1,300	9	12
Fontanelle	John W. Agans	789	1,200	9	12
Fort Atkinson	Karl Knight	289	585	9	9
Foster	Estella Robinson	276	400	8	8
Franklin	Willis Fogle	138	540	8	8
Frankville				8	
Fraser				8	
Fredericksburg	Margaret Winters	537	420	9	8
Freeport	C. E. Baldwin	558	810	9	12
Fremont			375	8	
Galt	A. J. Jones	501	1,000	9	12
Galva	Mrs. May A. McDermott		720	9	10
Garden Grove	J. M. Ralph	357	810	9	12
Garnaville	E. P. Morlan	611	1,200	9	12
Garner	Martyn Bacon	312	810	9	11
Garrison	H. L. Cecil	1,028	1,300	9	12
Garwin	C. G. Webb	438	785	9	11
Geneva	E. S. Tway	425	990	9	12
George	Eva Saucer	190	675	9	10
Germania	B. L. Troup	906	1,100	9	12
Gibson	A. K. Plank	436	900	9	11
Gifford	J. M. Snyder		744	9	10
Gilbert		606	690	9	
Gilman	L. L. Morris	235	720	9	12
Gilmore City	Clara Pugh	430	1,000	9	12
Gladbrook	C. C. Knoll	689	1,000	9	13
Glidden	R. S. Clark	869	1,000	9	12
Goldfield	J. M. Cunningham	850	1,200	9	12
Goodell	C. C. Bingaman	618	1,400	9	12
Gowrie	C. H. Tompkins	240	900	9	11
Graettinger	W. E. Huff	829	1,100	9	12
Grafton	F. E. Moore	556	900	9	12
Grand Junction	Chas. J. Biederman	183	630	9	10
Grand Mound	R. B. Hardin	1,112	1,100	9	12
Grand River	J. E. Miller	428	900	9	
Grandview	Estella Foster	333	900	9	11
Granger	L. W. Taylor	378	810	9	10
Grant	Tyler Warren	225	900	9	12
Grant City	Ben M. Smith	900	8	11	
Granville	Mrs. C. H. Impson	162	450	9	8
Gravity	Martha E. Cooper	400	750	10	10
Gray	J. H. Ray	475	810	9	12
Greley (Del. Co.)	Lucille Snyder	148	790	9	
Greley (Buch. Co.)	George Hendricksen	383	810	9	11
Green Island	S. A. Mohuran		720	9	10
Greene	Gladys Stover	128	450	9	9
Greenfield	M. G. Morrison	1,150	1,300	9	12
Grimes	R. R. Brounink	1,379	1,300	9	13
Griswold	Francis Ellis	733	900	9	12
Grundy Center	T. D. Homan	949	1,400	9	12
Guernsey	L. W. Dunlap	1,354	1,300	9	12
Guthrie Center	Chas. Young	143	720	9	10
Guthrie County H. S.	E. O. Wissler	1,337	1,350	9	12
Hamilton	H. E. Isley	1,450	9	4	
	Pattie Slayman	391	720	9	11

SUPERINTENDENTS 1914-1915—CONTINUED.
A POPULATION OF LESS THAN 1,500.

Enumeration, June, 1914	Enrollment Year Ending June 30, 1915		Number of Tuition Pupils				No. High School Tuitioners at Expense of Public		No. High School Tuitioners Paying Own Way		Average cost and contingent expenses	No. graduates Year Ending June 30, 1915		No. Teachers Employed and Average Salary, Not Including Superintendent or Principal			
	Total	High school	Grades		High school		Males	Females	Males	Females		Males	Females	Salary per month	Females	Salary per month	
	Males	Females	Males	Females	Males	Females	Males	Females	Males	Females		Males	Females	Salary per month	Females	Salary per month	
144	129		6	1	10	8	10	8			4.74	3	0		3	58.80	
245	324										3.08			2	50.11	6	52.32
110	104	16	4	7	1	3	1	3			4.33	1	6		3	56.00	
72	72	20	1	3	1	2	1	2			3.53				2	48.38	
105	106		3	1	6	5	6	5			3.50	5	8	1	55.00	2	50.00
308	256										6.86			1	90.00	7	63.93
316	235		12	13	7	11	6	11	1		3.41	3	6		8	76.88	
161	39										3.85				1	46.75	
80	87										1.59				1	47.00	
64	46										1.76						
57	57										3.56				2	51.60	
199	180										1.92				3	46.00	
164	139		2	5	3	6	3	6			3.09	3			5	54.00	
61	30										2.33						
167	181		8	9	8	23	7	23	1		3.50	3	3		6	56.00	
85	54										4.63				3	64.13	
171	171	41	2	2	3	10	3	10			5.25	2	3		6	58.00	
215	273		10	13	13	19	11	13	2	6	3.22	5	5	1	60.00	9	56.00
90	77										3.17				3	45.00	
451	333		3	4	10	17	10	17			2.63	9	8		13	62.11	
145	119										3.60			1	67.50	4	26.00
154	143		4	7	5	3	5	3			3.90		3		2	59.00	
83	63		4	4	1	1	1	1	1	1	3.73	2	1		3	53.33	
280	207		7	3	3	2	1	1	2	1	4.10	4	2		7	61.63	
169	118		4	4	2	2					3.50	4	2		4	60.00	
99	97		5	6	5	5	5	5			3.50	2	3		3	52.98	
41	41													1	50.00	2	50.00
97	84	31			6	2	6	2			3.45				4	67.50	
165	182										2.90				5	60.00	
171	283	58	19	25	15	12	14	11	2		3.98	6	6		8	57.04	
234	227		4	3	6	10	6	10			3.28	2	4		8	65.00	
267	267		12	10	18	25	18	25			3.15	1	9	1	80.00	8	61.63
330	311	85									3.53		8		11	64.50	
129	78				3				3		3.72	5	1		3	63.33	
233	218		3	1	5	10	5	10			5.65	2	1		8	54.64	
279	225		3	3	3	9	3	9			2.58	1	1		7	48.84	
91	72	8	1	1	1	1			1	1	3.42				2	50.50	
267	235	60	5	3	9	23	9	23			5.00	3	7	1	85.00	9	61.64
147	112										2.67				3	62.22	
133	167		4	3	3	5	2	3	1	2	4.50		1		4	56.00	
170	127		1	1	3	5	3	5			3.27	4	10	1	50.00	2	59.00
92	108		2	1			2	1			3.50	3			3	60.00	
174	131		1		10	10	10	10	1		3.29		4		4	63.33	
60	56		2								4.00		4		1	50.00	
172	19		1								15.29				1	52.80	
179	179		8	17	6	14	4	8	2	6	3.00	2	2		5	55.99	
68	67										5.00				2	59.00	
128	89		1		3	7	3	7			5.36	5	1		3	55.83	
161	162										4.20				4	62.40	
47	1																
349	307	89	3	7	13	34	12	33	1	1	5.00	4	11		9	64.44	
486	448		6	6	15	23	15	23			5.50	8	19		14	61.33	
160	134		5	3	4	16	4	11			2.50	2	7		5	55.00	
270	296		15	5	22	41	22	41			5.30	8	14		8	58.25	
374	375	82	10	13	10	17	9	16	1	1	3.78	2	9	1	65.00	11	57.73
106	78				5	4					3.03			1	60.00	1	55.00
329	401		8	14	7	16	4	9	3	7	2.80	4	8	1	80.00	12	61.25
161	161											10	17	1	80.00	6	70.00
200	188		3	3		2		2			1.85	1	3		4	59.00	

GRADED SCHOOLS—REPORTS OF COUNTY
CITIES, TOWNS AND VILLAGES HAVING

Name of Town	Superintendent or Principal 1914-1915	Population, 1910	Salary per annum	No. months school	No. years in Course
Hancock	W. G. Clark	250	675	9	
Hanlontown	Stella A. Thompson	129	450	9	9
Hansell	S. L. Waldron		500	8	8
Harcourt	W. G. Byerhoff	247	765	9	
Hardy	H. E. Bowman, P. N. Hauffe		675	9	10
Harper		232		8	
Harpers Ferry	Agnes Molumby	297	630	9	9
Harris	I. W. Machamer	239	1,000	9	11
Hartford	C. E. Shepherd		675	9	11
Hartley	R. O. Bagby	1,106	1,250	9	12
Hartwick	Vera A. Carpenter		585	9	10
Hastings	Anna Wilson	393	720	9	11
Havelock		241	720	9	
Hawkeye	Nellie C. Smith	510	810	9	12
Hayesville	Albert O. Stephenson		540	9	8
Hayfield	Mabel Wartchow		540	8	8
Hazleton (Greeley)		444			
Hedrick	John J. Williams	978	1,125	9	12
Henderson	C. A. Wright	240	630	9	11
Hesper	L. D. White		585	9	10
Hillsboro	Wm. J. Brown		650	8	9
Hinton	Charlotte Hunter	329	795	9	10
Hitman	N. J. Hibbs		1,027	9	12
Hocking	Mrs. Eva Watson		630	9	8
Holland	Grace Connell	168	494	9	
Holstein	F. R. Ketchum	936	1,450	9	12
Holy Cross		143		9	
Hopeville	James Callaban	103	375	7.5	8
Hopkinton	W. L. Peterson	797	1,000	9	11
Hornick	A. M. Nelson	245	810	9	
Hospers	E. E. Tatum	581	900	9	11
Hubbard	C. A. Osborne	568	1,000	9	12
Hudson	Elizabeth McAvoy	372	720	9	10
Hull	Torrance McRuer	658	1,100	9.5	13
Humeston	Arthur L. Lyon	1,006	1,200	9	12
Huxley	J. E. Olson	336	675	9	11
Imogene	Lena De Freeze	341	595	9	9
Inwood	Byron J. Still	595	1,100	9	12
Ionia	W. E. Sturdevant	358	810	9	13
Iowa Center				8	
Ireton	W. O. Kennedy	631	900	9	12
Irwin	May H. Jess	278	720	9	12
Jamaica	Roy Van Deventer	379	765	9	10
Janesville	Ida May Wade	269	630	8.5	11
Jefferson Twp. H. S. (P. O. Herrold)				7	
Jerome	O. D. Farrington		765	9	10
Jesup	L. F. Riley	697	800	9	12
Jewell	E. G. Clark	941	1,200	9	12
Jolley	Della Gregg	250	720	9	10
Kalona	R. O. Williams	466	855	9	12
Kamrar	Edna M. Bates	262	720	9	10
Kanawha	R. D. Case	398	900	9	12
Kellerton	H. L. Cosner	503	1,100	9	12
Kellogg	E. C. Sturdevant	610	855	9	12
Kelley	Tirzah G. Quick	231	495	9	8
Kensett	W. Baskerville	300	765	9	11
Kent	Oren Smith	158	810	9	10
Keosauqua	J. W. Clarson, Jr.	1,009	1,350	9	12

SUPERINTENDENTS 1914-1915—CONTINUED.

A POPULATION OF LESS THAN 1,500.

Enumeration, June, 1914	Enrollment Year Ending June 30, 1915	Number of Tuition Pupils				No. High School Tuitioners at Expense of Public		No. High School Tuitioners Paying Own Way		Average cost and contingent expenses	No. graduates Year Ending June 30, 1915		No. Teachers Employed and Average Salary Not Including Superintendent or Principal			
		Grades		High school		Males	Females	Males	Females		Males	Females	Males	Salary per month	Females	Salary per month
		Males	Females	Males	Females											
94	89								3.21							
65	69	10	5	4					3.29						50.00	
184	184								4.06						48.90	
177	127								2.10						56.33	
95	84	6	3						4.54						49.47	
123	19								3.48						48.75	
138	90	34	3	1					2.81	7	9				47.50	
132	132	1	3						3.22	2	2				60.00	
163	159								5.10						49.70	
327	301	14	7	12	12	12			5.00	3	9				64.00	
57	49	1	1		4				3.40						53.40	
121	98	11	2	1		2			6.10	1	2				56.67	
96	84								2.80						57.41	
221	180	6	4	3	15	3	15		7.00	4	11				60.00	
65	53								2.91	3	4				47.50	
95	69								3.46						46.75	
301	252	3	6	18	10	18	10		6.85	5	4				67.32	
79	75	21	3	5	4	5	3	5	6.75	1	2	1	47.78	6	60.25	
107	82	1	1						2.56	1	1				48.75	
126	106	26	2	3	1	2			3.21						54.80	
106	97	5	9	3	1	3	1		5.24						58.33	
684	545	37	1	2		2			5.90		4				52.00	
306	332								1.32	4	9				49.00	
64	51								2.62						55.00	
312	265	43	6	5	8	2	8	2	7.69	5	4	1	20.00	9	60.00	
200	69								2.10						50.45	
64	58								2.49						46.00	
213	198	1	1	4	10	4	10		2.65		3				55.81	
244	119								2.60						55.00	
225	153	4	4	1	3		3	1	2.28						57.50	
233	189			6		6			2.98	1	1				58.33	
117	96	2	2	7	10	7	8		2.11						60.00	
249	141	1	2	1	1	1	1		5.30	2	1				65.00	
333	355	70	10	19	10	14	10	14	4.57	3	8				55.82	
150	102	13	5	1					3.38		5				50.00	
109	55								3.31						60.00	
208	202			4	15	3	14	1	3.61		6				56.66	
102	71	1	3	17	3	17	3		3.50	2	2				57.50	
77	59								2.29						43.37	
205	175	9	4	3	7	3	7		4.68	2	4				60.00	
137	158	13	2	9	12	8	12	1	3.50		2	1	65.00	4	52.00	
111	110								2.35						50.00	
136	112	24	2	4	3	9	3	9	3.15	1	2				53.75	
121	122								4.64						55.40	
216	162			1	5	3	5	3	1.92						46.15	
300	229	6	6						5.00	2	6				53.92	
100	100								3.17	4	3				44.78	
158	158	1	4	18	5	17	3	1	6.00	6	2				58.20	
150	122			2	1	2	1		5.50	1	5				55.83	
152	149	8	7	6	5	6	5		2.74	4	4				58.75	
222	217	2	2	9	2	9	2		7.63	5	1				61.66	
168	182			17	5	16	5	16	5.60	4	5				55.62	
74	58								1.90						55.00	
161	129	17		6	2	2	2	2	2.35						59.00	
63	65	5	2	3	4	3	4		5.00		2				60.00	
277	336	27	30	26	23	21	17	5	3.47	3	3				58.00	

GRADED SCHOOLS—REPORTS OF COUNTY
CITIES, TOWNS AND VILLAGES HAVING

Name of Town	Superintendent or Principal 1914-1915	Population, 1910	Salary per annum	No. months school	No. years in Course
Keota	H. N. Barnes	988	1,200	9	12
Keswick	Fred S. Axmear	900	900	9	11
Keystone	Rex Stoner	412	720	9	11
Kimballton		271		9	
Kingsley	L. R. Chapman	977	1,000	9	12
Kinross	Jessie Heslop	142	720	9	10
Kirkman (Con.)	F. F. Stover	180	900	9	12
Kirkville	R. D. Bell	200	600	8	10
Klemme	Levi Neese	306	765	9	10
Knierim	Minna Peterson	220	630	9	10
Knowlton	E. M. McAninch	193	495	9	10
Kossuth	Agnes McConnell	585	8	9	
LaMotte	Eva Cahill	288	500	10	8
LaPorte City	B. S. Moyle	1,238	1,250	9	12
Lacona	E. C. Mendenhall	517	765	9	12
Ladora	Laura Butler	290	720	9	10
Lake Center (Lake Twp.) (P. O. Dickens)	Walter Koon		640	8	10
Lake Mills	W. A. Otfille	1,214	1,200	9	12
Lake View	Fred A. Martin	514	1,000	9	11
Lamont	E. C. R. Jordan	571	925	9	12
Lancaster	Helen Welsh		380	8	8
Lanesboro	Joseph Swisher	268	585	9	10
Larchwood	E. F. Wisdom	434	990	9	12
Larrabee	Mariha Christ	158	765	9	9
Latimer	Chas. Sisson	378	720	9	9
Laurens (Con.)	A. A. Wood	817	1,400	9	12
Lawler	H. P. Hetzler	601	1,425	9.5	12
Lawton	Ella Waltt	188	900	9	
Le Claire	C. E. Cooper	600	900	9	11
Le Grand	C. B. Adair	388	720	9	11
Le Roy	Mary S. Buffum	185	675	9	10
Ledyard	Guy B. Anderson	222	900	9	11
Lehigh	S. Gates	928	1,100	9	12
Leighton		928		9	
Leland	Robert S. Hoover	188	520	8	
Lenox	Wm. L. Fuehrer	1,274	1,240	9	12
Lester	W. B. Dale	244	810	9	11
Letts	R. E. Collis	433	900	9	12
Lewis	Harry Andrews	603	900	9	12
Liberty Center	Paul M. Hillman		480	8	10
Liberty Twp. (Clemons)					
Libertyville	Ruth I. Koons		675	9	11
Lidderdale	Agnes Finnegan		480	9	8
Lime Spring	I. L. Mozingo	498	900	9	12
Linden	H. E. Rundall	815	900	9	12
Lineville	R. A. Mason	600	900	9	11
Linn Grove	A. H. Barnett		675	9	12
Lisbon	John R. Lang	846	1,125	9	12
Liscomb	E. E. Lister	107	900	9	11
Little Rock	W. J. Knobbs	471	1,000	9	11
Little Sioux	John W. Gorham	300	675	9	10
Littleport	M. Mildred Byrnes	166	540	9	
Livermore	H. F. Jakway	578	1,200	9	12
Lockridge	Grace A. Roberts	1,453	450	9	8
Logan	Frank E. Green		1,400	9	12
Lohrville	J. J. Sherman		1,000	9	12
Lone Rock	Ruth Spooner	674	720	9	11
Lone Tree	N. E. Hesselius	782	1,100	9	12

SUPERINTENDENTS 1914-1915—CONTINUED.

A POPULATION OF LESS THAN 1,500.

Enumeration, June, 1914	Enrollment Year Ending June 30, 1915	Number of Tuition Pupils				No. High School Tuitioners at Expense of Public		No. High School Tuitioners Paying Own Way		Average cost and contingent expenses	No. graduates Year Ending June 30, 1915		No. Teachers Employed and Average Salary Not Including Superintendent or Principal			
		Grades		High school		Males	Females	Males	Females		Males	Females	Males	Salary per month	Females	Salary per month
		Total	High school	Males	Females											
244	261	14	10	15	20	15	20		3.50					9	61.71	
173	168	4	7	9	9	9	9		5.33	4	9			4	54.13	
141	89	1	2	1	6	1	6		4.00					4	58.75	
89	72								2.24					3	51.50	
305	299	12	10	14	16	13	15	1	3.15	7	9			11	60.00	
96	103	3	3	6	8	6	8		3.00	3	9			3	53.80	
166	129	4	3	1	6			1	4.92					5	56.20	
95	84	4	3	1	1	1	1		2.68	2	2			3	44.77	
123	114			4		3		1	2.85	6	6			3	58.33	
103	81	1	2					2	2.90	2	2			3	62.00	
55	45				1		1		3.21	3	3			2	43.95	
68	49								3.00	3	4			1	65.00	
110	18								3.57							
390	353	4	4	12	12	12	12		3.25	8	10	1	60.00	9	62.22	
182	182								2.90					4	42.87	
74	71	13			2			2	3.13	2	1			3	53.33	
158	144								2.16					3	62.00	
448	339	100	4	3	19	24	19	21	3.58	4	10			13	59.72	
185	144	2	3	7	3	6	3	1	5.00					5	58.13	
191	153	58	2	2	6	5	6	5	3.00	1	1			4	55.00	
82	27								2.25							
102	85	1	3	1	2	1	2		4.71					3	50.70	
169	162	3	1	3	7	3	7		4.29	3	4			6	67.50	
62	77			2	2				3.55					2	66.06	
131	98			4	1	1	1	3	3.24	4	2			3	53.75	
390	293	1		23	8	23	8		5.55	5	13			11	60.25	
130	107	3	9	7	10	7	10		5.67	2	6			4	55.50	
201	166								2.10					6	60.00	
178	169	1	1	3	4	3	4		5.55			1	60.00	3	53.33	
121	106								3.39					3	66.00	
83	73			2	1			2	3.44					2	55.00	
87	55			1	1			1	4.62					3	51.00	
684	322	4	2	1	3	1	2	1	5.08	3	1	1	70.00	8	56.75	
78	62								2.13					2	67.50	
85	69								2.94					1	51.30	
371	321	14	22	10	17	10	17		4.25	2	7			10	59.14	
98	96			3		3			3.64	1	1			2	55.00	
111	110			7	13	7	13		4.85	3	6			5	56.00	
178	155	5	7	6	18	6	18		5.00	2		1	55.00	4	55.00	
39	40	3		3				3	4.72					1	40.00	
98	121	52	2	5	7	19	4	13	3.50	6	2			4	60.00	
51	39								2.25							
221	165	10	10	4	7	3	6	1	3.00	3	1			6	53.34	
93	123	12	11	1	10	1	10		2.84	1	7			4	53.32	
201	231	33	7	15	1	5		1	2.73	3	5	1	70.00	4	53.13	
246	133	6	5	11	12	11	12		2.95	2	2			4	78.75	
217	204	2	2	11	8	11	8		5.00	4	5			6	60.41	
107	116								3.27					4	55.00	
190	146	1	3	1	1	1	1		5.11		3			4	60.42	
155	148	5	5	1	6	1	6		3.76					3	57.20	
79	59								3.50					1	45.00	
232	194	30	7	2	4	1	2	1	5.01	3	2			8	69.13	
65	61								1.81	1	1			1	42.50	
585	490	5	13	17	24	16	23	1	4.50	8	18	1	90.00	13	57.94	
184	175	8	12	8	11	8	11		4.08	1	10			7	61.28	
123	95								3.50					3	60.07	
207	231	9	5	9	17	9	17		4.40	2	4			5	58.72	

REPORT OF THE
GRADED SCHOOLS—REPORTS OF COUNTY
CITIES, TOWNS AND VILLAGES HAVING

Name of Town	Superintendent or Principal 1914-1915	Population, 1910	Salary per annum	No. months school	No. years in Course
Long Grove	Bertha Bolte		540	9	
Lorimer	Eari Kramer	645	970	9	8
Lost Nation	M. H. Duke	523	945	9	11
Lovilla	H. L. Amber	552	900	9	12
Low Moor	M. H. Merriman	253	765	9	
Lowden	Max Houghton	584	810	9	12
Lucas	H. W. Moule	666	900	9	12
Luton	A. Glasgow	650	900	9	10
Luverne	Robert Smylle, Jr.	501	1,080	9	12
Luzerne		100		9.5	
Lynnville	O. E. Clarke	370	810	9	12
Lyons	W. W. Overmyer	1,600	1,600	9.5	12
Lytton	E. A. Raiston		585	9	10
McCallsburg	R. C. Ringold	900	900	9	11
McClelland	Dessie G. Cook	309		9	
McIntire		134		9	
McGregor		487	650	9	
Maedonia	Thos. R. Roberts	1,250	1,500	9	12
Macksburg	L. O. Gardner	357	900	9	
Madrid	Sylvia J. Westcot	197	630	9	9
Magnolia (Con.)	Merle Templeton	1,191	1,200	9	12
Malcom	John W. Stokes	311	1,062	8.5	11
Mallard	E. H. Wallace	377	900	9	12
Maloy	Bertha Maltzham	331	675	9	10
Malvern	B. P. Mercer	127	480	8	8
Manilla	C. D. Kiser	1,154	1,350	9	12
Manly	E. S. Wyckoff	875	1,200	9	12
Manning	N. M. Field	346	900	9	12
Manson	A. S. Boyer	1,434	1,050	9	
Mapleton	Flora Mack	1,236	1,200	9	12
Marathon	Robt. G. Smith	1,100	1,400	9	12
Marble Rock	M. R. Soth	532	1,150	9	12
Marcus	F. W. Berninghausen	480	900	9	12
Marne	Lorne Smylie	896	1,150	9	12
Martelle	James C. Carey	266	810	9	9
Martinsburg	F. E. Kroulik	178	630	9	10
Marysville	Elmer E. Meneffe	285	810	9	9
Massena	W. H. Lucas	319	675	9	10
Maurice	M. M. McIntire	490	1,100	9	12
Maxwell	A. J. Renky	200	720	9	10
Maynard	J. W. Piercy	754	1,100	9	13
Mechanicsville	N. Maude Howell	382	810	9	11
Mediaspolis	C. V. Frazier	817	1,250	9	12
Melbourne	W. A. Danlavy	854	1,100	9	12
Melcher	O. Wiesley	423	1,000	9	12
Melrose	Scott Crosswalt		525	7	8
Melvin	Gertrude D'Autremont	459	900	9	11
Memlo	Blanche Blue	195	705	9	10
Meriden	Frank S. Hill	382	1,000	9	12
Merrill	Chas. Core	246	900	9	10
Meservey	A. H. Schatz	520	1,100	9	12
Meyer	W. M. Whisenant	193	720	9	9
Miles	Sr's of St. Frances	287		8	
Millford (Dick. Co.)	O. L. Newcum	519	900	9	11
Millersburg	J. E. Cundy	675	2,000	9	12
Milo	Mrs. J. D. Butler		630	9	10
Milton	J. H. Dutton	334	950	9	12
Minburn	A. E. Coppers	913	1,200	9	12
Minden	Mrs. Verva Johnson	388	810	9	11
	J. M. TeWinkel	423	1,125	9	12

SUPERINTENDENTS 1914-1915—CONTINUED.
A POPULATION OF LESS THAN 1,500.

Enumeration, June, 1914	ment Enroll-Year Ending June 30, 1915	Number of Tuition Pupils				No. High School Tuitioners at Expense of Public		No. High School Tuitioners Paying Own Way		Average cost and contingent expenses	No. graduates Year Ending June 30, 1915		No. Teachers Employed and Average Salary Not including Superintendent or Principal				
		Total	High school	Grades		Males	Females	Males	Females		Males	Females	Males	Females	Salary per month	Males	Salary per month
				Males	Females												
	70		3													1	55.00
210	219								2.81				1	90.00	6	50.98	
204	179	47	2	2	8	4	8	4	2.57					4	58.40		
191	200	40	4	2	4	4	4	2	3.00					5	55.00		
72	42								3.52					5	54.90		
239	154		4	5	5	5	5	5	4.14	2	2			5	52.55		
267	164	45			5	5	5	5	2.50	2	2			6	52.03		
66	35								2.54					1	50.00		
155	176		2	3	5	4			3.50	6	4			7	62.08		
68	20								2.78					1	50.00		
	77		5	4	5	3	5	3	4.04	6	1			5	52.00		
62	172			1	2	2	2	1	3.20	3	3			2	48.37		
1,463	907	128	2	1	4	4	4	4	2.95	8	11	3	91.84	28	62.98		
112	106		2	4	3		3		3.07	2	2			1	51.57		
44	28								2.86					2	57.50		
184	150								3.18					5	50.00		
413	349								2.72					10	56.85		
128	115								3.43					6	53.33		
96	87		1	1	4	3	4	1	5.00					2	51.85		
395	265	61	11	11	5	16	5	16	3.68	5	5			9	67.50		
319	217								1.71			1	55.00	3	55.33		
137	130		9	14	5	9	5	9	6.50	2	3	1	55.00	4	58.00		
174	135								2.60					4	55.22		
33	33		1	3					5.67					1	53.00		
386	394	90	6	6	20	19	20	19	6.30	5	8			10	61.75		
377	300		3	6	5	7	5	7	3.04	5	3			9	63.33		
211	188	18			2	4			3.72		1	1	70.00	4	59.00		
403	336								3.08					13	62.68		
397	333		5	12	14	13	12	12	3.81	7	7	1	87.50	12	61.46		
372	295		5	6	4	5	4	5	5.00	2	10	2	70.00	11	69.00		
318	292		4	4	7	11	7	11	8.55	5	3			9	61.39		
	135		1	1	2	1	2		5.34	1	2			5	61.82		
291	174				2	10	8		2.35					8	65.00		
103	94		2	5	1	3	1	3	5.00					2	60.00		
58	47	18							2.44					1	45.00		
168	117		3	4	2	6	2	6	5.75	4	3			3	53.33		
130	100								2.61	2	2			2	52.00		
179	179		3		11	15	11	15	3.50	3	1			6	56.00		
115	92			1	2	1			3.39					3	56.66		
252	247	42	8	6	19	12	19	12	3.28					6	59.60		
140	121		1	1	1	7			3.50	1	5			3	56.00		
217	218		20	18	11	17	11	17	5.30	4	10			7	65.71		
252	230		5	4	30	28	29	26	2.35	4	9			10	59.50		
243	184		1	2	2		2		5.00	3	3			6	60.00		
383	125								1.85	1	10			2	50.00		
180	174	30	2	5	3	3	3	3	3.00	1	2			4	55.00		
102	103		7	5	2	2	2	6	7.00	1	3			3	60.00		
178	186		2	4	15	11	15	11	5.80	4	3			5	52.20		
140	108								2.62					3	53.33		
208	161		3	5	5	6	5	6	3.37	1	9			6	57.50		
59	80								3.31	1	2			2	50.00		
177	163								1.23					3	55.00		
95	93	20			9	2	9	2	4.00	2	2			4	57.00		
372	322		5	5	12	34	8	29	5.30	5	12	1	90.00	9	69.81		
104	90	7							3.89					4	51.66		
163	202		5	6	7	23	7	23	2.54		3			4	57.20		
255	264		6	6	20	19	20	18	5.50	2	6			9	60.37		
171	166		4	5	7		7		2.63	1	1			4	56.25		
157	134		1	3	2	2	2	2	3.13	1	3			5	55.80		

REPORT OF THE
GRADED SCHOOLS—REPORTS OF COUNTY
CITIES, TOWNS AND VILLAGES HAVING

Name of Town	Superintendent or Principal 1914-1915	Population, 1910	Salary per annum	No. months school	No. years in Course
Mingo	F. N. Hilker	246	675	9	12
Mitchell	J. L. Taber	231	810	9	12
Mitchellville	A. R. Rankin	869	945	9	12
Modale (Con.)	J. R. Butler	387	990	9	12
Molingona	Reva Hoffman	370	870	8	8
Mona	Bernice Gallagher			8.5	
Mondamin (Con.)	C. J. Collingswood	420	1,200	9	12
Monmouth	B. O. Wilcox	221	810	9	10
Monona	Wm. H. Antes	792	1,250	9	12
Monroe	H. P. Meade	800	1,250	9	12
Montezuma	L. L. Caldwell	1,172	1,300	9	12
Montour	E. L. Emerson	383	900	9	12
Montrose	G. W. Kennedy	708	722	8.5	12
Moorhead	Florence Underwood	366	1,000	9	12
Moravia	B. M. Woolsey	682	1,125	9	12
Morning Sun	H. A. Greene	897	1,125	9	12
Morrison	Willis C. Sheets	173	675	9	10
Moulton	J. W. Miller	1,233	1,400	9	12
Mt. Auburn	C. I. Fisher	228	765	9	11
Mt. Pleasant	Harry Long	675	975	9	9
Mt. Union	Sarah Carpenter	195	720	9	10
Moville	J. E. Wright	552	1,100	9	12
Murray	C. B. Hightower	790	1,100	9	12
Nashua	S. A. Gules	1,102	1,200	9	12
Neola	M. F. Eenenbach	926	1,200	9	12
New Albin	John E. Bohnke	588	765	9	11
New Hall	E. L. Bergeson		720	9	9
New Hartford	Myron Marston	482	900	9	12
New Liberty		93	580	9	
New London	J. T. Bradshaw	1,144	1,100	9	12
New Market	Allie Nelson	673	810	9	12
New Providence	I. A. Opstad	246	1,400	9	12
New Sharon	Avery Carlson	1,122	1,100	9	12
New Vienna		188	640	6	
New Virginia	Irwin Spencer	806	877	9	12
Newell	H. H. Linton	728	1,300	9	12
Nichols	F. H. Dawson	396	765	9	11
Nodaway	S. W. Mitchell	323	1,000	9	12
Nora Springs	B. F. Wescoat	985	1,000	9	12
North English	G. A. Yokam	484	1,200	9	12
North McGregor	C. W. Bean	588	855	9.5	10
Northboro (South Liberty)		197			
Northwood	H. A. Dwelle	1,264	1,250	9	12
Norwalk	H. P. Simpson	315	810	9	12
Norway	G. O. Jones	479	900	9	12
Numa	B. F. Ellis	659	675	9	10
Oakland	Mayne Spaulding	1,105	1,350	9	12
Oakville	A. G. Shupe	589	810	9	12
Ocheyedan	D. A. McCreath	595	900	9	12
Odebolt	J. H. Voris	1,283	1,400	9	12
Ogden	J. R. Neveln	1,298	1,400	9	12
Olds (Con.)	Eva Allen	165	810	9	11
Olin	J. W. Dickman	659	1,000	9	12
Ollie	P. R. Ham	289	864	9	10
Onslow	E. T. Crain	207	765	9	11
Orange City	G. D. P. DeJong	1,374	1,200	9.5	12
Orchard	L. L. Bond		1,050	9	12
Orient	Roscoe Applegate	373	1,350	9	12
Ossian	F. E. Crouse	794	960	9.5	12

SUPERINTENDENTS 1914-1915—CONTINUED.
A POPULATION OF LESS THAN 1,500.

Enumeration, June, 1914	Enrollment Year Ending June 30, 1915		Number of Tuition Pupils				No. High School Tuitioners at Expense of Public		No. High School Tuitioners Paying Own Way		Average cost and contingent expenses	No. graduates Year Ending June 30, 1915		No. Teachers Employed and Average Salary Not Including Superintendent or Principal				
	Total	High school	Grades		High school		Males	Females	Males	Females		Average cost and contingent expenses	Males	Females	Males	Salary per month	Females	Salary per month
			Males	Females	Males	Females												
			Males	Females	Males	Females												
90	80									2.33						2	60.00	
153	110									3.25						4	48.35	
210	252	11	11	13	23	13	23			2.06	3	9				7	57.17	
229	230									2.18						5	59.00	
45	45									2.59						1	46.75	
134	70									4.42						2	51.43	
320	280									2.75			1	100.00		7	61.47	
87	82	22	7	3	2	2	2			4.07	7	4				3	52.66	
244	232	2	1	7	8	7	8			2.89	5	9				7	64.71	
234	269	5	11	9	6	9	6			2.87	4	5	1	32.00		8	61.12	
445	343	15	8	19	16	15	15	1	1	5.50	7	7	1	90.00		13	65.00	
110	100									4.23			1			3	55.00	
197	207	4	6							6.00			2			4	48.26	
235	202	12	8	3	2	3	2			3.80	3	7				6	57.00	
232	235	10	4	11	20	11	20			6.50	3	7				6	60.93	
275	268	10	7	14	14	14	14			4.48	5	9				10	61.95	
68	58	6	1	1						3.62	1	1				1	60.00	
423	453	139	29	46	18	31	17	29	1	3.50	9	15				11	56.00	
118	114			1	3	4	3	4		4.00	4	1				4	55.00	
50	44	13		2	1					4.25	3	1				1	50.00	
181	85	10	6	6	3	1				3.79	1					3	51.66	
223	230			8	13	7	12	7	12	3.42	1	9	1	62.50		7	55.00	
245	245	2	3	11	19	11	19			2.20	2	11				7	59.35	
320	313	69	9	19	30	2				5.92	3	6				11	67.42	
349	165	3	7	3	8	1	8			2.80	4	6				7	57.85	
206	170	26	1	1	3	1	3			2.00		5				4	52.00	
66	66			6	1	1				3.77						1	55.00	
141	97	45	3	8	3	4	3			5.00	1	3				4	60.63	
43	43									1.07								
342	342	65	4	4	6	6	6			3.72	2	11				9	59.11	
235	242		4	3	8	6	8			3.74	4	3				5	59.00	
263	212				3	6	3			4.21	3	5	1	95.00		8	62.34	
322	297		7	2	13	17	12	17	1	3.50	7	7				10	60.00	
143	74									2.44						1	50.00	
136	128	38	8	2	13	8	13	8		4.70	2	1				5	57.23	
347	318		7	7	5	5	5			6.65	3	11				10	59.00	
134	123		8	8	2	4				3.28	1	2				4	60.00	
91	121									3.63						4	52.67	
333	273		1	2	15	14	14	1		3.65	2	3				9	50.84	
330	392		24	23	31	31	30	29	1	2.90	10	17				14	59.00	
222	153				3	1	3	1		3.16	3	2				4	55.00	
309	333	90	5	2	7	19	6	18	1	3.95	9	9	1	127.75		12	60.14	
223	213									5.20						6	54.88	
251	143									4.14						5	57.00	
375	296	3								1.45						5	47.08	
355	349		17	18	13	23	13	23		3.20	5	13	1	95.00		12	59.51	
105	107		10	7	6	4	5	4	1	2.67	1	4				4	51.25	
234	167		6	3	1	5	1	4		3.58	2	3				6	57.50	
390	394		12	25	50	25	15	23		5.28	6	9	1	90.00		12	60.21	
428	398		7	8	16	19	19			4.90	3	10				13	59.40	
151	149		20	2	4	6	3			5.24			1	51.60		3	59.16	
204	217	67	4	8	15	19	15	19		4.54	5	9				5	56.00	
128	111				2	2	2			4.44	2	3				3	51.35	
64	49	20	19	22	1	1				3.20	1	1				2	61.90	
545	205		2							3.15	2	5	1	75.00		8	63.75	
82	87				3	2	3	2		5.70		3				4	62.50	
182	171		5	1	8	11	8	11	1	4.25		3				6	58.00	
268	82		3	2		1		1		1.51	1	4				4	61.25	

GRADED SCHOOLS—REPORTS OF COUNTY
CITIES, TOWNS AND VILLAGES HAVING

Name of Town	Superintendent or Principal 1914-1915	Population, 1910	Salary per annum	No. months school	No. years in Course
Oto	A. J. Draper	268	900	9	11
Ottosen (Con.)	R. H. Culver	147	800	8	11
Oxford	Thos. Smiley	614	945	9	12
Oxford Junction	L. H. Ozias	1,080	822	9	12
Oxford Mills	Ada Fredlansky		405	9	8
Pacific Junction	W. L. Evans	501	855	9	12
Packwood	W. A. Hook	216	720	9	11
Palmer	Frances Stimson		177	9	
Palmyra	V. C. Ramseyer		630	9	9
Palo	Tillie Schilll	208	450	9	8
Panama	Ralph Munnhart	232	300	6	8
Panora	William Manifold	1,080	1,000	9	9
Parkersburg	G. C. Hamersley	628	1,100	9	12
Parnell	H. F. Robinson	369	900	9	12
Paton	L. B. Ledgerwood	358	900	9	12
Patterson	John Gentry	148	610	8	8
Paullina	C. W. Bangs	796	1,350	9	12
Persia	O. L. Morgan	358	720	9	10
Peterson	Z. Z. White	480	765	9	12
Pierson	O. O. Smith	416	800	9	12
Pilot Mound	E. E. Bentley	347	765	9	12
Pioneer	Ruth Little	92	585	9	8
Pisgah	Vivian Turner	212	765	9	11
Plainfield	Walter F. Harmon	288	1,000	9	11
Pleasanton	B. G. Tye	200	675	9	9
Pleasantville	P. B. Woods	691	1,050	9	
Plover	I. E. Missman		900	9	
Plymouth	Wm. F. Nashold	358	720	9	12
Pochontas	B. D. Bassett	987	1,350	9	12
Polk City	F. S. Grawe	310	810	9	10
Pomeroy	Roy Latham	815	1,350	9	13
Portsmouth	Xenia Ramsey	317	540	9	9
Postville	J. S. Hilliard	952	1,500	9	12
Prairie City	A. G. Hinshaw	764	1,000	9	12
Prairieburg	W. L. Gater	187	765	9	
Prescott	H. E. Beauchamp	426	720	9	12
Preston	W. S. Miller	642	1,250	9	12
Pringhar	E. E. Richards	733	1,350	9	12
Princeton		379	765	9	
Promise City	W. T. Pickenpaugh	274	765	9	10
Pulaski	F. D. Murphy		765	9	11
Quasqueton	Elizabeth Upton	394	720	9	11
Quimby	John Laughlin	268	675	9	11
Radcliffe	J. J. Feroe	690	1,035	9	12
Rake	Inga Jensen	163		7	
Ralston	Guy C. Miller	175	720	9	11
Randalla	K. W. Buell	123	1,000	7.5	
Randolph	T. H. Stone	304	1,200	5	12
Rathbun	Lenore G. Cushing	383	450	9	8
Redding	A. M. Hammlton	269	630	9	10
Redfield	A. J. Rohrbaugh	659	1,000	9	12
Reinbeck	Thos. E. Johnson	1,205	1,500	9	13
Rembrandt	J. T. Kaveny	128	855	9	12
Rensen	F. Stamper	1,076	1,300	9	10
Renwick	F. C. Krieg	372	810	9	12
Renwood Park	H. M. Titus		945	9	11
Rhodes	Claud W. Smith		900		
Riceville	A. N. Anderson	844	1,100	9	12

SUPERINTENDENTS 1914-1915—CONTINUED.
A POPULATION OF LESS THAN 1,500.

Enumeration, June, 1914	Enrollment Year Ending June 30, 1915	Number of Tuition Pupils					No. High School Tuitioners at Expense of Public		No. High School Tuitioners Paying Own Way		Average cost and con- tingent expenses	No. graduates Year Ending June 30, 1915		No. Teachers Employed and Average Salary Not Including Super- intendent or Principal							
		Total	High school	Grades		High school	Males	Females	Males	Females		Males	Females	Males	Females	Males	Salary per month	Females	Salary per month		
				Males	Females															Males	Females
				Males	Females															Males	Females
159										4.00							3	49.00			
218	181									3.42	3	5					1	60.00			
153	150									3.48							5	59.33			
206	153	43	7	2	2	8	1	8	1	5.50	3	10					6	60.00			
222	215	32	6	6	8	4	6	4		2.13	1						5	56.00			
62	47									2.92							1	50.00			
267	218	45		5	8	4	8	1		5.14	2	5	1	60.00			5	60.00			
87	63	8	3	5	3	1	2		1	4.56	1	3	1	50.00			3	53.33			
138	84									2.20							2	50.00			
68	53									2.88							1	39.33			
92	77									3.50							1	50.00			
82	13									7.15											
351	287	2	1							2.40	2	9					7	57.75			
292	239	80	4	1	2	9	2	8	1	5.50	4	2					7	62.86			
175	187	7	9	1	12	1	12			6.10							6	51.00			
97	127	12	18	7	10	7	10			4.66	3	3					4	56.95			
93	86	4	4							3.50							2	48.00			
332	257	3	1	11	15	11	15			4.50	1	9					8	64.00			
121	107	2	1	3	2	3	2			4.15	2	1					3	53.33			
151	97									4.97							4	57.50			
185	148									3.03	4						4	55.00			
98	107	26	4	3	6	3				3.36		2					3	54.20			
47	44									5.23	1	5					1	50.00			
173	195	17	9	6	9	5	5	1		3.71							5	57.00			
155	136	42	2	3	6	8	6	8		2.90							4	52.68			
126	108	4	5	1	3	1	2			3.10	4	5					2	54.00			
403	282									2.25							7	57.50			
228	199									5.68							10	52.60			
186	195									2.27			1	52.80			5	57.03			
348	229	6	3	4	16	4	16			3.74	3	6	1	90.00			8	59.38			
95	100					3	5	3		3.00	1	4					3	53.33			
220	234	2	3	2	13	2	13			3.16	5	3					9	60.55			
220	87	2	2	2	1					5.68							1	60.00			
319	279	87	8	11	14	19	14	19		6.12	6	10					8	62.81			
390	223	11	6	14	13	14	13			4.25	6	3					7	59.16			
89	84									1.66							2	50.00			
123	111	21								3.87							4	50.00			
182	159	56	2	9	8	9	8			3.48	5	3					6	53.00			
298	293	2	11	13	10	13	10			3.88	6	8					10	63.00			
131	99									2.67							3	58.75			
105	116	29	4	4	7	7	7	7		3.68	4	2					3	53.33			
177	173	6	7	6	6	4	6			3.03	3	8					4	58.40			
174	152	30	3	6	4	6	4	6		10.50	1	3					5	53.85			
134	112	1	2	3	3					2.29			1	55.00			2	57.61			
236	238	8	15	2	9	2	9			2.69	2	5					6	61.66			
117	82									2.50							3	60.00			
74	82	7	4	3	2	3	2			4.48	1	1					2	52.75			
145	145									5.25							5	68.21			
129	142	12	9	6	5					2.50	1	7					6	56.17			
259	191	2								1.20							3	45.00			
98	147	13	10	2	9	2	9			4.26							3	52.80			
257	227	8	7	5	7					2.00	4	3					6	60.00			
368	338	100	16	15	21	20	21	1		4.67	10	18	1	90.00			10	61.98			
198	159									3.50							4	58.75			
208	110	11			4	1	4	2		10.97	3	1					3	56.66			
161	178	44	8	6	11	10	11	10		3.23		6					6	54.44			
150	189									4.50							6	58.00			
185	150									2.92							5	60.00			
182	206				13	24	12	24	1	2.64	1	11					9	58.00			

GRADED SCHOOLS—REPORTS OF COUNTY
CITIES, TOWNS AND VILLAGES HAVING

Name of Town	Superintendent or Principal 1914-1915	Population, 1910	Salary per annum	No. months school	No. years in Course
Richland	T. F. Hadley	613	1,000	9	12
Richmond	Eva Reese	470	970	9	8
Ricketts	Ethel Beales	102	630	9	8
Ridgeway	Chester C. Carothers	854	675	9	9
Ringsted	Cecelia Johnson	813	729	9	9
Rippey	E. N. Prentice	407	900	9	11
Riverside	Flossie Kisor	652	810	9	10
Riverton	E. H. Longman	583	1,000	9	12
Robertson				8	
Rock Falls	V. M. Harsha	87	855	9	4
Rock Valley	Chas. Prall	1,198	1,200	9	12
Rockford	W. S. Stanton	916	1,200	9	12
Rockwell	R. H. Griffith	700	810	9	12
Rodman	H. L. Wilson	181	720	9	10
Rodney	Jessie Manson	163	585	9	10
Roland	Karl Hansen	641	1,125	9	12
Rolfe	A. V. Graeber	964	1,400	9	12
Rome	O. W. Nickel	155	480	6	8
Rose Hill	Ernest Tinkle	269	680	8	10
Rowley	Leonard Corkery		495	9	8
Rowan	J. M. Evans	256	1,250	9	12
Royal	J. E. W. Kring		900	9	10
Rudd	A. H. Adam	296	1,035	9	11
Runnells	T. E. Holy	428	720	9	10
Russell	Rosan Palmer	612	900	9	12
Ruthven	R. N. Stookey	655	1,200	9	12
Rutland	Chas. Twiford	212	720	9	10
Ryan	F. J. Nieland	511	675	9	16
Sabula	Floyd Lords	918	1,000	9	12
St. Ansgar	I. M. Stubbart	747	1,080	9	
St. Anthony (Con.)	Lottie Totman	199	810	9	
St. Charles	J. H. Denius	399	810	9	12
St. Olaf		170		8	
Salem	C. K. Hayes	501	1,000	9	12
Sallx	L. P. Manning	390	1,100	9	12
Sanborn	E. S. Selle	1,174	1,450	9	12
Sandyville	C. W. Middleswart	126	540	9	9
Scarville	Charlotte Joswanger	129	420	7	
Schaller	Jas. N. Potter	646	1,300	9	12
Schleswig	H. F. Volkmann	455	850	9	11
Scranton	John M. Stokes	848	1,000	9	12
Searsboro	A. A. Sifert	226	810	9	9
Seney	Hazel Parker		540	9	8
Sergeant Bluff	M. M. Miller	625	1,080	9	12
Sewal			480	8	
Shannon City	Arnold Sander	297	900	9	11
Sharpsburg	Ethel Boles	181	630	9	9
Sheffield	Harold Piester	824	1,080	9	12
Shelby	E. E. Coe	589	1,125	9	12
Sheldahl		292		9	8
Shell Rock	A. R. McCook	741	1,200	9	12
Shellsburg	E. L. Dickinson	527	900	9	13
Shilo (Everist)					
Shueyville					
Sibley	J. R. McAnelly	1,330	1,600	9	13
Sidney	Stacy O. Steeves	1,019	1,200	9	12
Silver City	B. O. Spilman	416	900	9	12
Silver Lake (Con.)	W. E. Collins		1,350	9	12
Sioux Center	Thos. McDonald	1,064	1,350	9	13

SUPERINTENDENTS 1914-1915—CONTINUED.
A POPULATION OF LESS THAN 1,500.

Enumeration, June, 1914	Enrollment Year Ending June 30, 1915	Number of Pupils				No. High School Tuitioners at Expense of Public		No. High School Tuitioners Paying Own Way		Average cost and contingent expenses	No. graduates Year Ending June 30, 1915		No. Teachers Employed and Average Salary Not Including Superintendent or Principal				
		Total	High school	Grades		High school		Males	Females		Males	Females	Males	Females	Salary per month	Females	Salary per month
				Males	Females	Males	Females										
149	178			11	3	16	11	16	11	3.50	15	12	1	60.00	5	52.00	
113	34									3.36					1	45.10	
44	34			1						2.63							
132	106				1		6		6	3.75	1	5			3	53.00	
135	130				1		2		2	1.73	1	4			2	51.35	
158	130			5	6	5	5		5	2.94	2	4			4	59.44	
198	60			5	7	4	1		4	6.54					2	57.82	
199	190			4	7	9	9		4	3.07	6	5	1	53.00	6	51.25	
70	70									2.57					2	51.25	
		19													1	60.00	
400	281			7	5	5	4		5	3.82	7	4			14	61.00	
310	358			17	18	16	17		15	5.10	7	7			11	60.93	
183	138			2	5	1	10		1	5.00	3	2			5	58.75	
119	120									2.70					3	68.33	
68	58			5	1					2.84	1	4			2	50.00	
308	105			42	2	3	9		3	6.80		6			6	60.00	
427	352			2	6	16	25		16	5.00	5	22	1	90.00	12	61.00	
43	43									5.12					1	50.00	
102	77			2	1	1	2		1	3.67					3	55.00	
54	45				2					3.14	1				1	55.00	
230	170									3.70			1	105.00	6	57.50	
98	98			1	1	1	12			3.84					3	55.00	
113	113			26	2	3	3		3	3.70	3	3			4	60.00	
138	138				4					2.31					3	52.75	
180	180			40	9	9	10		6	3.77	1	4			5	55.04	
248	221									3.42					3	59.71	
97	84			8	6	7				4.34	1	4			3	51.18	
49	38									4.80					2	46.75	
276	156						6		3	2.94	2	7			6	51.92	
232	206									2.75					6	59.03	
125	86									3.41			2	65.00	3	55.00	
164	157						17		8	8.75	3	5	1	51.20	4	51.20	
58	42									3.33					2	55.00	
150	447			65	8	1	17		18	4.14	3	12			6	55.80	
339	204			1	1	1	1		1	3.15		3			4	65.00	
451	396			16	14	4	15		4	4.21	7	9			9	63.00	
69	59			4	4	2	2			3.23					1	50.00	
68	52									2.80					1	55.00	
179	158			5	7	8	12		8	7.00	4	6			8	59.00	
163	130			3	4	8	2		2	3.13	1	1			4	57.00	
230	202									4.25		7			8	58.54	
106	106			4			2		2	3.47					2	55.00	
33	25									2.73							
349	258									3.03	2	1			8	60.00	
33	29									2.50							
137	107			7	3	3	8		3	3.20	1	3			4	54.75	
82	66						6		6	3.60					1	60.00	
315	250			11	7	7	7		7	3.39	3	2	1	90.00	5	65.50	
195	272			7	9	4	7		4	4.19	5	12			6	69.00	
63	43									5.29					2	54.20	
187	233			73	15	9	20		20	3.00	6	2			6	57.70	
154	198			13	10	17	18		15	3.25	6	5			5	57.00	
286	412			6	6	11	17		11	3.35	9	10			14	58.75	
405	338			7	6	8	16		8	3.41	5	12			13	55.85	
137	164			43	7	9	6		10	4.14	5	2			5	58.00	
	291				2	4	10		3	5.10	3	5			7	61.42	
451	288			9		8	2		8	3.01	12	9	1	90.00	9	64.40	

REPORT OF THE
GRADED SCHOOLS—REPORTS OF COUNTY
CITIES, TOWNS AND VILLAGES HAVING

Name of Town	Superintendent or Principal 1914-1915	Population, 1910	Salary per annum	No. months school	No. years in course
Sioux Rapids	W. E. Still	868	1,350	9	12
Slater	Carl Liabo	473	900	9	12
Sloan	A. R. Wheelless	547	1,150	9	12
Smithland	I. F. Garner	334	1,000	9	12
Snow Hill (Coin)	F. M. Essex	1,100	1,100	9	12
Soldier	C. B. Whitehead	167	900	9	10
Solon	J. L. Mullin	450	810	9	10
Somers	Frances Vander Veen	169	765	9	9
South English	Pauline Bassarear	338	765	9	12
South Liberty (Northboro)	N. O. Boylan	320	765	9	11
Spillville	Stephen Kruehek	320	975	9	9
Spirit Lake	Angus Macdonald	1,162	1,500	9	12
Springdale	L. D. Morgan	675	975	9	10
Spring Hill	Carl Millsagle	94	540	8	9
Springville	Paul Outler	588	1,200	9	12
Stacyville	R. O. Moen	407	720	9	10
Stanhope	R. H. Unden	281	810	9	10
Stanton	Bert K. Orr	653	900	9	12
Stanwood	H. W. Grimes	511	900	9	12
State Center	C. E. Schutt	808	1,200	9	13
Steamboat Rock	A. C. Bailey	378	900	9	10
Stockport	H. L. Johnston	205	1,000	9	12
Stockton	W. L. Schwartz	138	650	10	---
Story City	W. W. Ballard	1,387	1,200	9	12
Stratford	E. Clinton Evans	554	900	9	12
Strawberry Point	A. A. Belknap	1,052	1,325	9	12
Struble	Mayne Burns	327	495	9	8
Sully	Lovera Lundin	282	495	9	---
Summerset					
Sumner	Thomas J. Durant	1,404	1,350	9	12
Superior	J. W. Radebaugh	154	1,300	9	12
Superior Twp. Con.	J. H. Lytle	800	800	8	10
Sutherland	J. H. Ruby	664	900	9	12
Swaledale	Walter D. Cocking	235	900	9	12
Swan	Phillip A. Hickman	292	685	9	---
Swea City	John E. Partington	402	810	9	11
Tabor	O. Hamersly	909	1,250	9	12
Talmage	Bertha Wick	460	900	9	8
Templeton	Caroline MacDonald	278	550	10	8
Tennant (Con.)	Thos. L. Cook	900	900	9	10
Terril (Con.)	Earl T. Bowen	253	1,000	9	12
Thayer	Mayne Anglum	168	480	9	9
Thompson	J. J. Rance	100	900	9	11
Thor	Nellie Nelson	271	480	8	10
Thornburg	F. J. Shekleton	233	810	9	---
Thornton	A. H. Fifield	271	900	9	11
Thurman	A. M. Carmichael	336	1,100	9	12
Tingley	James L. McCrary	380	1,200	9	12
Tionka	W. W. Drago	278	720	9	---
Torlshoro Twp. H. S.					
Toronto	Ethel T. Fay	106	450	9	---
Tracy	W. J. Kincaid	720	720	9	10
Traer	M. R. Fayram	202	1,100	9	12
Trenton	Harriett Pickett	680	680	9	9
Tripoli	F. W. Cover	67	1,100	9	12
Troy Mills	W. W. Lewis	675	720	9	10
Truesdale	Frank S. Mott	720	720	9	10
Truro	F. H. Riggle	310	900	9	10
Turin	M. I. Richardson	154	585	9	11

SUPERINTENDENTS 1914-1915—CONTINUED.
A POPULATION OF LESS THAN 1,500.

Enumeration, June, 1914	Enrollment Year Ending June 30, 1915	Number of Tuition Pupils				No. High School Tuitioners at Expense of Public		No. High School Paying Own Tuitioners Way		Average cost and contingent expenses	No. graduates Year Ending June 30, 1915		No. Teachers Employed and Average Salary Not Including Superintendent or Principal		
		Grades		High school		Males	Females	Males	Females		Males	Females	Salary per month	Females	
		Total	High school	Males	Females	Males	Females	Males	Females		Males	Females	Salary per month	Females	
425	363	---	1	1	3	8	3	8	---	---	---	---	13	59.42	
155	189	---	1	1	8	9	7	9	---	---	---	---	7	51.57	
390	249	36	10	9	24	12	19	12	---	---	---	---	7	60.00	
260	214	40	4	2	8	7	4	5	---	---	---	---	6	55.00	
196	212	---	8	8	9	8	9	8	---	---	---	---	6	53.83	
121	135	---	6	3	---	3	---	3	---	---	---	---	3	56.66	
102	112	---	2	1	4	7	5	3	---	---	---	---	3	55.00	
79	68	---	9	4	3	4	3	4	---	---	---	---	3	50.59	
131	131	---	3	4	8	10	8	10	---	---	---	---	5	60.00	
94	85	---	4	2	5	8	5	8	---	---	---	---	4	50.50	
116	45	---	2	4	---	---	---	---	---	---	---	---	1	47.85	
512	492	---	3	3	19	8	18	---	1	---	---	1	125.00	12	68.96
282	58	---	1	1	2	1	2	1	---	---	---	---	3	47.50	
68	52	---	---	---	---	---	---	---	---	---	---	---	1	55.00	
141	202	---	5	6	23	24	23	23	---	1	---	---	6	57.00	
290	55	---	---	---	---	---	---	---	---	---	---	---	3	46.92	
110	108	---	7	5	4	2	4	2	---	---	---	---	3	50.15	
235	161	---	1	6	7	6	7	---	---	---	---	---	5	66.50	
137	137	---	9	2	3	5	3	5	---	---	---	---	6	53.15	
262	240	---	6	7	10	7	7	7	---	3	---	---	6	67.68	
137	130	---	6	6	3	1	3	1	---	---	---	---	3	55.80	
162	158	---	3	3	4	10	3	9	---	1	1	---	5	53.95	
51	35	---	---	---	---	---	---	---	---	---	---	---	1	55.00	
478	379	104	4	6	8	16	8	16	---	---	---	---	10	67.80	
222	151	---	7	7	1	15	1	15	---	---	---	---	6	55.87	
310	279	---	5	7	17	20	17	20	---	---	---	---	11	65.00	
72	54	---	---	---	---	---	---	---	---	---	---	---	1	51.00	
99	99	---	---	---	---	---	---	---	---	---	---	---	1	55.00	
47	41	---	---	---	---	---	---	---	---	---	---	---	2	63.61	
455	335	95	4	3	9	17	9	16	---	1	---	---	12	58.00	
170	144	---	---	---	2	1	2	1	---	---	---	---	5	63.00	
100	63	---	---	---	1	---	---	---	---	---	---	---	3	55.00	
263	218	---	5	4	8	6	8	6	---	---	---	---	9	62.00	
147	132	---	---	---	---	---	---	---	---	---	---	---	6	63.34	
125	138	---	---	---	---	---	---	---	---	---	---	---	4	50.16	
171	185	---	11	8	5	7	5	7	---	---	---	1	57.00	4	61.25
369	282	---	---	---	18	22	17	20	---	1	2	---	9	58.80	
67	52	---	---	---	1	---	---	---	---	---	---	---	1	54.00	
119	11	---	---	---	---	---	---	---	---	---	---	---	---	---	---
140	135	---	---	---	8	7	---	3	---	---	---	---	4	62.75	
302	251	---	2	---	---	---	---	---	---	---	---	---	5	60.00	
57	57	---	---	---	---	---	---	---	---	---	---	---	3	56.60	
215	183	26	3	8	4	7	4	7	---	---	---	---	5	60.03	
113	87	5	0	4	1	1	---	---	1	1	---	---	2	47.74	
183	182	---	---	---	---	---	---	---	---	---	---	---	4	54.53	
194	119	---	2	---	3	5	---	4	---	---	---	---	4	60.75	
165	166	---	7	4	6	9	6	9	---	---	---	---	5	53.00	
145	154	---	4	4	13	13	13	13	---	---	---	1	50.00	4	55.95
129	103	---	---	---	---	---	---	---	---	---	---	---	3	65.00	
60	44	---	---	---	---	---	---	---	---	---	---	---	1	60.00	
80	46	---	---	---	---	---	---	---	---	---	---	---	---	---	---
202	118	---	---	---	---	---	---	---	---	---	---	---	3	55.88	
337	341	---	14	16	19	22	19	20	---	---	---	1	80.00	12	64.00
67	45	---	---	---	1	---	---	---	---	---	---	---	1	50.00	
251	186	39	8	7	3	7	6	4	---	---	---	---	4	58.75	
72	58	---	---	---	---	---	---	---	---	---	---	---	1	54.00	
168	98	---	1	---	1	1	1	1	---	---	---	---	3	56.66	
90	150	---	---	---	---	---	---	---	---	---	---	---	3	56.66	
119	100	---	---	---	---	---	---	---	---	---	---	---	2	52.70	

REPORT OF THE
GRADED SCHOOLS—REPORTS OF COUNTY
CITIES, TOWNS AND VILLAGES HAVING

Name of Town	Superintendent or Principal 1914-1915	Population, 1910	Salary per annum	No. months school	No. years in Course
Udell	B. F. Clark	186	600	6	11
Underwood	J. M. Hamilton	271	720	9	11
Union	I. C. Welty	540	1,350	9	12
Unionville	Norman Ringstrom	306		9	
University Park				9	
Urbana	Mary Caldwell		630	9	11
Ute	L. R. Nunn	490	900	9	12
Vail	W. I. Tupper	631	1,080	9	12
Van Horn	W. H. Bowker	444	765	9	11
Van Meter	R. E. Baber	386	900	9	12
Van Wert	J. E. Prather	461	900	9	11
Varina	Harrison W. Busby	183	585	9	12
Vietor	J. C. Gaines	640	1,305	9	12
Vincent	Roberta Wadson		437	8	8
Viola	Grace Hayden		421	9	8
Volga City	G. A. Felter	416	865	9	10
Wadena	Ella Foxwell	253	612	9	10
Walcott	Carl G. Schacht	416	750	10	9
Walker	G. H. Alderman	517	1,080	9	9
Wall Lake	W. J. Lawson	561	1,100	9	12
Walnut	B. H. Neveln	950	1,100	9	12
Wapello	C. I. Bixler	1,326	1,350	9	13
Ware (Con.)	A. L. Bragg	410	900	9	11
Washta	A. R. Cosand		720	9	9
Waubee	Leola Hayden		436	9	8
Waucoma	E. W. Manuel	433	765	9	12
Waukeo	M. B. Skogsberg	340	810	9	11
Wayland	Edward W. Tiede	550	832	9	12
Webb	Jean Turner	150	810	9	10
Weldon	H. J. O'Neill	127	855	9	12
Webster	Harold Harris	378	445	8	10
Wellman	W. N. Leeper	724	1,100	9	12
Wellsburg	Chas. O. Lewis	288	765	9	
Wesley	C. V. Ryan	457	945	9	12
West Bend	F. H. Chandler	679	1,050	9	12
West Branch	Fred R. McNeil	643	1,200	9	12
West Burlington (Fairview)	W. E. Carr	1,206		9	9
West Chester	Carl Oldfield	222	675	9	9
West Point	A. C. Evans	570	800	9	10
Westfield	Elizabeth Glass		675	9	12
Westgate	Richard Vermilya	232	765	9	10
Weston			648	9	2
Westport Twp. H. S.	E. O. Nelson			9	12
West Side	O. O. Vogenitz	367	1,035	9	
Whentland	E. S. Handley	539	1,000	9	
Whiting	Harvey Hinshaw	576	1,200	9	12
Whittemore	Frank Bingham	518	705	9	11
Williams	O. T. Pettit	457	900	9	12
Williamsburg	D. D. Carlton	1,060	1,500	9	12
Wilton	W. H. Bowser	1,157	1,200	9	12
Winfield	T. C. Denslow	934	1,250	9	12
Winthrop	A. E. Jewett	520	900	9	11
Wiota	Wm. J. Keay	239	810	9	10
Woden	Adaline Pritchard	168	585	9	8
Woodburn	Mrs. Ola Woods	420	630	9	11

SUPERINTENDENTS 1914-1915—CONTINUED.
A POPULATION OF LESS THAN 1,500.

Enumeration, June, 1914	Enrollment Year Ending June 30, 1915		Number of Pupils				No. High School Tuitioners at Expense of Public		No. High School Tuitioners Paying Own Way		Average cost and contingent expenses	No. graduates Year Ending June 30, 1915		No. Teachers Employed and Average Salary Not Including Superintendent or Principal				
	Total	High school	Grades		High school		Males	Females	Males	Females		Males	Females	Males	Females	Salary per month	Females	Salary per month
			Males	Females	Males	Females												
254	188	4						4			2.58						4	55.52
374	272			1	2			2			6.10						4	55.25
257	282		6	2	22			20	20		2.46	8	5				4	69.00
123	158										4.90						6	48.05
129	70										2.36						3	59.28
145	141		4	4	7			7	8		4.18						3	55.63
187	183				4			4			3.40	1	6				3	60.00
308	132		9	3	4	2	2	4	4		5.40	5	5				7	55.80
180	118		18	17	2	2	2	2	7		3.25	1	5				4	53.43
136	138		4	5	3	5	3	5	5		5.67	1	1				5	52.50
142	119		2	4	2	3	2	3			3.29	1	2				4	47.00
118	55		3	3		2					3.18	1	1				2	55.00
193	182	73	12	6	16	16	16	16			5.00	9	12				7	61.43
	39										3.75						1	56.00
	50										3.14						1	45.10
132	133		2	3	9	3	9	3			3.50						3	50.73
133	105		2	1		2		1			1.95	2	3				2	60.50
149	91					2		2			6.62						2	60.00
152	204										2.60						6	50.00
193	162		4	6	4	8	4	8			3.16	2	4	1	65.00		5	59.00
306	235		6	2	13	2	12				3.56	2	7				8	61.50
439	442		7	12	21	31	21	31			6.13	17	15	2	90.00		14	61.61
122	108		5	1	1	1		1			6.00	1					2	60.00
144	139		1	1	2	2					2.97						4	56.77
45	32										4.23						1	46.50
118	134		9	6	9	3	18	9			2.73	6	3				3	58.33
131	130		10	13	5	10	5	10			1.06	4	4				6	56.90
228	193	54	3	3	6	5	6	5			3.78						6	55.02
181	125										5.42						3	58.33
122	142		9	9	8	12	9	21			5.72	7	4				5	57.00
116	30				1	2	1	2			5.27						1	54.93
196	275		13	8	18	16	15	16			4.83	4	4	1	60.00		7	63.80
115	103										2.82						3	55.00
191	102		1	1	1						3.79		1				4	61.25
350	223		6	4	5	4	5	3			2.08	2	4				8	36.61
239	235		6	7	16	15	16	15			4.50	3	5				8	63.75
	73	74		3	4	2	2	2			5.78	2	1	1	60.00		1	60.00
	179	34	14		1	4	7	4	7		8.00						1	55.29
	90	98		16	12	2	1	4	7		3.35		1				3	57.60
	79	63			3	1	2				4.59	6					1	55.00
	56	34									4.79						2	55.11
	10	10									6.48	1	3					
118	118		4		3	4	3	4			3.70	3	1				6	61.07
173	140										2.66						4	55.56
334	219				10	10	20	20			3.49	2	8	1	70.00		8	65.00
207	81		4	3	2						3.60						4	58.20
165	112				3	1	3	1			3.52						4	56.66
375	319	99	14	20	15	20	15	20			2.95						11	59.61
285	234		6	7	10	13	10	13			5.27	2	7	1	115.00		9	49.27
265	271	82	7	5	18	9	18	9			5.54	9	8				9	63.40
171	146	42	4	0	6	10	5	8			4.29						2	56.66
90	93		8	4	2	2	2	2			4.37	4	2				2	52.60
62	50		2								6.67						1	55.00
166	116		1	1	16	10	16	10			3.50	5	6				4	51.70

GRADED SCHOOLS—REPORTS OF COUNTY
CITIES, TOWNS AND VILLAGES HAVING

Name of Town	Superintendent or Principal 1914-1915	Population, 1910	Salary per annum	No. months school	No. years in Course
Woodward	E. A. Woodrow	712	900	9	12
Woolstock	Cecil Umbriet	264	630	9	8
Wyman (Con.)	Klaude Dick		810	9	
Wyoming	G. E. Farley	733	1,350	9	12
Yale	S. G. Winchell	273	675	9	10
Yarnmouth	Nelle Carlson		585	9	8
Yetter	C. F. Besore, Jr.	107	630	9	10
Yorktown (Snake Creek)	Agnes Samuelson	228	675	9	10
Zearing	Walter L. Ernst	461	855	9	12
Zwingle		69		9	

SUPERINTENDENTS 1914-1915—CONTINUED.

POPULATION OF LESS THAN 1,500.

Enumeration, June, 1914	Enrollment Year Ending June 30, 1915		Number of Pupil				No. High School Tuitioners at Expense of Public		No. High School Tuitioners Paying Own Way		Average cost and contingent expenses	No. graduates Year Ending June 30, 1915		No. Teachers Employed and Average Salary Not Including Superintendent or Principal			
	Total	High school	Grades		High school		Males	Females	Males	Females		Males	Females	Males	Salary per month	Females	Salary per month
			Males	Females	Males	Females											
			Males	Females	Males	Females											
290	221		8	7	5	10	5	10			2.67	5	10			6	57.00
91	71										3.95					3	63.33
147	129										3.42					5	58.00
245	214	61	7	16	5	11	5	10			2.60	5	5			6	58.00
106	86		1	3	1	2			1	2	2.40	1	2	1	60.00	2	60.00
	51		5	2												1	57.50
63	71										4.06	1				2	50.00
82	66	11	2		3						3.56					3	56.66
134	145	26	3	1	4	5	4	5			5.50	2	5			5	57.00
35	40										1.39					2	44.50

INDEPENDENT CITY, TOWN AND VILLAGE
CORPORATIONS.

Counties	Number of corporations		Number of rooms		Total Persons Employed		No. of Persons 5 to 21 years		Enrollment	Average attendance
	Number of corporations	Number of rooms	Males	Females	Males	Females	Males	Females		
Adair	5	34	5	43	45	384	988	715	1,175	1,083.5
Adams	5	31	6	35	54	309	517	461	1,033	821
Albany	8	36	5	43	47	377	961	1,027	1,348	1,049
Appanoose	1	130	23	134	174	1,066	3,000	3,550	5,298	4,390
Atchison	4	23	4	28	36	247	449	519	958	714
Benton	11	15	81	135	125	725.3	1,624	1,777	2,744	2,343
Black Hawk	12	77	21	127	124	1,045.5	2,324	2,561	3,566	3,298
Boone	9	10	11	101	99	886	2,257	2,056	3,000	3,068
Bremer	9	53	8	59	72	508	1,151	1,232	1,872	1,440
Buchanan	10	79	13	67	105	671	1,092	1,135	2,065	1,699
Bussa Vista	3	62	13	77	99	280	1,408	1,429	2,340	1,977.2
Butler	10	59	10	59	90	522	955	1,010	1,836	1,596
Calhoun	19	62	9	83	77	741	1,132	1,152	2,429	1,928
Carroll	11	68	12	69	99	613	1,023	1,797	2,115	1,721
Cass	8	76	11	89	95	671	1,227	1,420	2,324	2,132
Cedar	14	51	12	70	109	591	1,047	1,000	1,876	1,968
Cerro Gordo	3	144	22	122	190	1,802	2,432	2,534	4,294	3,545
Cherokee	8	31	13	56	117	495.5	1,133	1,120	1,801	1,640
Chickasaw	9	48	8	47	73	415.5	976	1,303	1,109	1,209
Clarke	4	25	5	32	45.6	386.5	503	522	1,009	920.7
Clay	4	29	8	36	72	324	627	781	1,241	1,048
Clayton	16	84	14	74	102.5	663	1,410	1,535	2,984	2,384
Clinton	18	147	21	164	198.5	1,024.5	4,908	5,241	4,314	4,814
Crawford	12	63	13	70	117.5	634	1,383	1,446	2,147	1,960
Dallas	14	96	19	106	171	956	1,801	2,001	3,626	3,000
Davis	9	33	9	30	63	249	712	704	1,233	875
Decatur	10	75	17	73	123	621	1,188	1,249	2,489	1,977
Delaware	9	46	19	33	90	499.2	1,010	1,142	1,744	1,415.1
Des Moines	6	148	19	153	173.4	1,499.4	3,953	4,224	4,323.4	4,023.4
Dickinson	1	31	7	34	69	286	647	614	1,157	898.3
Dubuque	11	134	19	164	187	1,007	3,000	6,000	4,705	3,733
Emmet	2	27	4	43	36	387	851	889	1,021	1,295
Fayette	13	97	15	110	158.7	944.3	2,282	2,344	3,562	3,883
Floyd	3	74	13	70	88	947	1,194	1,256	2,048	1,823
Franklin	8	38	10	54	62.5	437	923	1,077	1,367	1,067
Fremont	8	62	10	65	77	307	1,080	1,102	1,959	1,600
Greene	8	69	10	59	90	405.6	949	907	1,774	1,423
Grundy	9	44	11	41	68.5	302	690	652	1,312	1,159
Guthrie	9	63	11	62	109	567	893	971	1,201	1,790
Hamilton	9	81	11	69	99	504	1,455	1,591	2,307	1,892
Hancock	9	45	6	48	54	374	802	1,336	1,529	1,292
Hardin	12	76	16	100	134.5	884.5	1,864	1,808	3,151	2,510
Harrison	10	70	21	88	137	784	1,061	1,018	3,584	2,953
Henry	10	79	11	65	92	628	1,206	1,254	2,276	1,815
Howard	4	28	6	31	54	279	746	807	889	889
Humboldt	12	63	10	58	81	479	856	890	1,688	1,317.3
Ida	5	89	7	45	63	405	657	732	1,194	1,063
Iowa	7	62	6	60	95.5	547	867	965	1,731	1,460
Jackson	9	69	11	63	99.5	572	1,300	1,183	1,862	1,582
Jasper	15	83	15	101	125	895.5	1,964	1,964	3,383	3,791.4
Jefferson	6	60	14	51	117	457	986	1,012	1,569	1,310
Johnson	5	78	15	71	123	639	1,504	1,538	2,249	2,511
Jones	9	80	19	62	90	367	1,131	1,333	2,241	1,648

INDEPENDENT CITY, TOWN AND VILLAGE CORPORATIONS—
CONTINUED.

Counties	Number of corporations		Number of rooms		Total Persons Employed		No. of Persons 5 to 21 years		Enrollment	Average attendance
	Number of corporations	Number of rooms	Males	Females	Males	Females	Males	Females		
Kookuk	17	91	16	90	143	805	1,613	1,600	2,907	2,379
Kossuth	11	75	11	73	99	607	1,440	1,425	2,234	1,881
Lee	8	100	19	115	171	1,052	2,241	2,425	4,236	3,543
Lin	20	310	23	236	212	3,019	6,988	7,406	13,518	8,046
Louda	10	53	13	55	117	465	983	947	1,780	1,384
Lucas	4	54	4	20	36	450	989	903	1,825	1,383
Lyon	8	49	10	53	84	465	1,033	1,068	1,588	1,290
Madison	8	49	10	42	89	371	791	872	1,570	1,279
Mahaska	10	109	15	98	134.7	836.5	2,430	2,445	3,428	2,880
Marion	13	101	19	105	162	888.5	2,180	2,089	3,777	2,709
Marshall	14	159	20	150	161	1,842.7	3,400	2,980	4,784	3,779
Miller	11	47	8	58	67.5	471	939	1,051	1,611	1,408
Mitchell	11	47	18	47	100	309	1,099	1,134	1,847	1,177
Monona	10	66	11	67	95	630	1,211	1,198	2,062	1,756
Monroe	7	76	10	67	99	691	1,632	1,715	2,979	2,447
Montgomery	6	61	11	70	90.5	629	1,278	1,341	2,281	1,947
Muscataine	7	101	11	122	96	1,154	2,480	2,461	3,407	2,806
O'Brien	6	60	13	73	116.5	620.9	1,285	1,303	2,233	1,907
O'Connell	4	28	3	27	27	243	472	432	747	600
Page	13	120	24	112	204	1,025	1,960	1,979	3,370	2,925.7
Palo Alto	9	52	8	57	72	513	1,200	1,169	1,741	1,370
Plymouth	12	81	8	73	72	675	899	867	1,909	1,424
Ponshoshonka	7	46	13	59	108.5	522	1,065	1,080	1,692	1,329
Polk	9	622	65	599	694.5	6,702.5	13,743	13,020	21,699	17,008.9
Pottawattamie	13	200	24	248	216	2,191.9	5,652	5,932	8,649	7,132.9
Poweshiek	8	91	16	77	148.5	719	1,409	1,487	2,027	1,608
Ringgold	10	45	10	46	89	411	702	739	1,022	1,257
Sac	9	59	12	61	108	542	968	1,125	1,940	1,684
Scott	10	300	46	260	456	2,056	6,874	6,061	8,486	6,846
Shelby	7	37	9	45	78	405	607	1,054	1,612	1,284
Sioux	12	69	14	82	118.5	748.25	1,876	1,892	2,921	2,141.4
Story	17	133	23	130	200	1,146	2,230	2,377	4,006	3,279
Tama	11	67	12	71	109	628	1,222	1,503	2,478	2,090
Taylor	11	71	10	62	81.5	546.5	1,014	1,033	2,113	1,731
Union	8	88	10	77	81	690	1,538	1,492	2,734	2,136
Van Buren	16	65	11	69	88	511.5	966	1,028	2,024	1,630
Wapello	7	133	20	169	182	1,547	4,024	4,054	6,242	4,893
Warren	11	70	17	64	147.5	547	1,134	1,240	2,305	1,939
Washington	8	70	14	73	122	616.5	1,282	1,359	2,414	1,660
Wayne	10	76	14	62	124	559	1,224	1,269	2,269	1,954
Webster	11	108	17	143	141	1,121	2,208	2,214	4,239	3,419
Winnebago	7	53	7	58	58	485.5	1,063	1,069	1,781	1,462
Winneshiek	15	323	48	305	432	3,212	1,399	1,402	1,490	1,507
Woodbury	6	37	7	36	62	228	595	594	913	734
Worth	6	37	7	36	62	228	595	594	913	734
Wright	8	72	12	83	107	751	1,684	1,815	2,662	2,309
Total.	908	8,526	1,333	8,720	11,782.9	79,969.1	181,213	181,000	288,007	234,000.2

REPORT OF THE
INDEPENDENT CITY, TOWN

AND VILLAGE CORPORATIONS.

Counties	Non-Resident Pupils and Tuition				Value of school-busines	Value of apparatus	Volume in libraries	Paid Teachers		Total Monthly Attended	Paid Teachers	
	Below 9th Grade		Above 8th Grade					Treasurers' Reports			Secretaries' Reports	
	Number	Amount Received	Number	Amount Received				Males	Females		Males	Females
Adair	50	\$ 687.17	144	\$ 2,825.74	\$ 91,000.00	2,352	\$ 5,461.68	\$ 22,472.80	9,502.58	\$ 5,591.68	\$ 21,940.30	
Adams	25	346.81	115	2,854.31	61,800.00	2,310	4,840.98	18,611.75	7,263	4,840.00	18,641.75	
Allamore	30	525.00	111	3,541.91	119,700.00	4,400	5,777.50	21,023.50	9,005	5,777.50	21,023.50	
Appanose	174	1,830.14	182	4,480.87	259,750.00	5,989	15,928.33	61,801.44	28,787	16,300.00	50,221.73	
Arundel	24	893.79	50	2,721.46	91,500.00	1,518	4,420.00	15,368.50	6,000	4,420.00	15,192.12	
Benton	123	1,538.08	140	4,252.57	228,000.00	14,475.00	5,505	13,909.41	43,973.45	21,006	13,974.42	
Black Hawk	25	150.50	123	1,887.78	884,500.00	184,250.00	9,508	22,700.56	177,651.78	54,798	25,688.54	
Bloome	61	1,030.23	147	4,203.76	257,700.00	6,571.00	8,422	22,033.00	32,465.54	27,465	32,465.54	
Brewer	59	822.32	106	6,018.15	196,100.00	3,825.00	5,255	8,531.10	30,467.87	12,911.5	30,622.77	
Buchanan	65	706.30	155	6,018.15	196,100.00	4,667	10,786.19	32,229.97	15,227	10,801.50	32,212.80	
Buena Vista	44	1,400.21	136	1,806.78	192,500.00	10,225.50	9,107	11,457.86	42,146.79	17,841.8	41,115.83	
Butler	127	1,144.71	212	4,067.00	190,500.00	5,128.00	5,480	9,848.58	31,074.18	14,364	30,674.31	
Calhoun	118	1,718.40	182	3,730.25	200,300.00	13,971.00	5,906	9,084.98	44,828.79	17,332	9,027.89	
Carroll	68	739.00	92	2,543.32	100,700.00	8,101.00	6,006	11,072.13	38,250.10	11,079.73	38,217.33	
Cass	95	1,073.04	246	6,148.08	215,800.00	4,471	11,317.08	49,705.90	19,467	11,317.08	49,705.90	
Cedar	131	1,309.87	107	4,330.17	119,500.00	4,827.00	3,900	10,518.44	31,973.44	14,442	10,982.78	
Cerro Gordo	39	277.63	159	2,258.27	131,000.00	21,700.00	2,814	22,083.10	73,814.27	31,000	22,683.10	
Cherokee	30	345.80	100	2,735.98	130,100.00	8,850.00	8,543	21,161.68	32,161.68	25,251	29,341.89	
Chickasaw	107	337.92	116	2,576.03	115,400.00	5,185.00	3,597	7,579.28	24,221.15	10,024.1	7,979.28	
Clark	10	115.00	127	3,524.98	492,000.00	1,300.00	1,380	17,300.25	8,160.8	4,007.48	17,300.25	
Clay	90	1,248.00	108	6,037.95	182,250.00	4,500.00	3,288	8,009.50	19,749.75	9,432	8,002.50	
Clayton	43	450.89	90	2,873.13	477,800.00	6,000.00	7,919	17,137.50	38,942.30	18,023.5	17,137.50	
Crawford	65	412.96	74	1,478.20	168,500.00	7,725.00	5,033	22,911.21	101,061.14	40,810	22,911.21	
Dallas	123	2,451.24	255	6,514.33	728,500.00	7,907.00	5,730	14,919.48	58,618.01	15,078	14,919.48	
Davis	31	297.30	20	492.50	51,225.00	9,070.00	7,808	18,606.47	27,530	18,606.47	27,530	
Decatur	96	743.92	204	5,028.90	116,850.00	11,000.00	1,078	5,397.00	14,622.32	7,309	5,398.94	
Delaware	58	384.72	121	4,438.80	192,415.00	12,858.72	8,962	23,858.72	84,804.02	17,793	11,300.50	
Des Moines	22	384.87	138	3,443.17	879,000.00	4,400.00	1,713	8,919.50	30,123.35	12,705.9	8,920.44	
Dickinson	8	32.50	65	1,630.35	181,000.00	31,725.00	2,278	23,645.65	99,673.65	29,919.4	23,645.65	
Dubuque	8	87.77	12	848.90	503,450.00	7,700.00	8,464	8,265.63	19,038.12	8,070	8,266.00	
Emmet	5	none	50	1,608.12	167,400.00	7,535.00	9,814	23,310.00	90,897.56	36,981	29,020.00	
Fayette	56	467.29	130	3,488.74	351,825.00	3,430.00	3,650	4,500.18	25,480.16	11,655	4,500.18	
Floyd	23	353.15	52	774.80	288,000.00	10,030.00	11,884	12,764.19	57,861.51	27,530	12,764.19	
Franklin	23	678.30	74	2,494.18	164,440.00	6,650.00	3,700	9,280.22	40,030.41	16,000.5	9,280.22	
Fremont	116	1,065.39	190	4,443.62	130,000.00	5,573.00	8,908	8,870.55	31,813.47	12,912	9,008.46	
Greene	80	1,006.21	142	3,210.00	185,000.00	3,030.00	3,619	9,880.00	29,022.05	12,807	9,880.00	
Grundy	67	1,083.00	83	1,921.00	75,500.00	3,795.00	2,818	9,322.44	21,207.50	9,459	9,322.44	
Guthrie	73	644.19	129	2,100.24	159,800.00	3,410.00	4,271	9,909.63	22,819.30	15,804	9,909.63	
Hamilton	77	1,007.95	72	1,285.15	175,500.00	6,740.00	2,565	12,419.98	37,376.55	15,628	12,419.98	
Hancock	45	421.28	96	2,688.11	112,300.00	5,100.00	5,055	6,013.22	25,978.02	11,199	6,013.22	
Hardin	145	1,601.48	179	4,017.75	303,500.00	6,750.00	7,021	15,803.68	63,808.92	23,000	15,916.10	
Harrison	79	1,140.90	254	3,711.94	134,400.00	8,728.00	5,966	19,307.21	47,627.85	30,002	19,307.21	
Henry	82	941.40	163	4,683.29	170,000.00	4,524.00	4,914	10,030.87	38,445.10	10,230	10,030.87	
Howard	52	721.30	60	1,888.65	90,500.00	1,715.00	2,827	7,915.99	16,210.61	7,360	7,915.99	
Humboldt	128	1,974.27	110	3,525.04	129,950.00	3,101.00	5,150	8,425.00	27,732.10	12,075.9	8,425.00	
Iowa	32	545.65	90	4,333.20	106,200.00	6,490.00	4,070	7,609.02	24,109.03	9,630	7,609.02	
Jackson	150	1,434.24	197	4,622.46	141,500.00	10,685.00	6,906	7,334.17	32,339.90	13,342	7,334.17	
Jackson	90	530.75	132	3,282.73	145,000.00	3,870.00	5,019	10,650.90	33,250.49	13,471	10,650.90	
Jackson	29	1,438.52	192	4,822.79	246,500.00	5,220.00	4,500	14,861.50	54,710.59	25,009	14,861.50	
Jackson	38	284.00	182	4,966.91	199,200.00	3,807	11,565.00	27,055.87	12,001	11,565.00	27,055.87	
Jackson	39	741.99	134	4,292.50	292,000.00	9,642.00	14,310	13,244.40	45,174.32	18,339	11,442.00	
Jackson	63	448.05	129	7,318.25	170,200.00	3,006.00	4,019	10,414.99	31,817.03	16,008.4	31,817.03	
Jackson	123	1,300.25	255	6,692.48	146,100.00	7,705.00	8,794	13,467.67	48,356.63	21,275	13,467.67	
Jackson	77	638.82	163	4,077.96	179,100.00	6,050.00	8,900	10,965.00	40,578.01	16,929	10,949.94	

INDEPENDENT CITY, TOWN AND

Counties	Non-Resident Pupils and Tuition				Value of school-houses
	Below 9th Grade		Above 8th Grade		
	Number	Amount Received	Number	Amount Received	
Lee	48	425.61	69	1,672.36	603,800.00
Linn	152	2,626.97	302	9,700.57	1,373,897.00
Louisa	88	813.99	167	3,498.63	127,200.00
Lucas	29	358.96	105	2,707.51	176,000.00
Lyons	52	984.66	91	2,564.05	80,500.00
Madison	56	632.12	191	4,342.30	84,770.00
Mahaska	63	735.15	144	2,713.44	283,200.00
Marion	108	371.10	179	2,213.34	171,300.00
Marshall	109	1,258.08	110	3,537.26	541,200.00
Mills	49	469.49	139	3,785.43	99,300.00
Mitchell	59	491.45	141	3,854.59	137,500.00
Monona	141	2,502.57	145	3,487.97	147,800.00
Monroe	39	751.00	84	3,422.95	240,600.00
Montgomery	28	209.38	184	2,530.02	230,500.00
Muscataine	84	1,019.83	129	6,193.90	277,500.00
O'Brien	64	997.07	139	3,224.35	179,500.00
Osecola	44	310.88	48	823.90	83,000.00
Page	106	1,162.15	224	7,546.70	197,400.00
Palo Alto	72	548.38	78	1,848.13	83,800.00
Plymouth	71	1,329.05	99	1,488.60	216,600.00
Pocahontas	100	494.00	175	5,145.24	90,300.00
Polk	198	3,540.80	238	9,417.09	4,463,000.00
Pottawattamie	129	1,296.64	207	4,317.50	673,900.00
Poweshiek	125	1,015.40	193	6,809.44	250,600.00
Ringgold	70	663.40	171	3,119.14	113,400.00
Sac	73	1,220.02	168	5,313.24	152,600.00
Scott	99	1,468.71	118	4,178.67	1,289,400.00
Shelby	69	1,047.15	98	2,788.77	119,300.00
Sioux	59	925.47	70	1,839.79	170,900.00
Story	150	1,649.71	257	4,452.65	389,100.00
Tama	118	900.80	142	3,005.17	250,300.00
Taylor	147	1,420.54	221	5,104.84	150,150.00
Union	64	1,098.84	177	5,144.74	287,200.00
Van Buren	202	2,024.28	180	2,331.00	119,675.00
Wapello	111	1,613.71	136	5,004.02	515,500.00
Warren	109	1,221.97	221	4,218.78	4,555.00
Washington	100	1,986.80	217	7,128.85	182,200.00
Wayne	141	1,761.13	189	5,179.82	121,600.00
Webster	62	758.44	90	3,608.40	475,000.00
Winnebago	53	665.57	95	2,718.26	95,500.00
Winneshiek	20	307.31	49	892.27	92,000.00
Woodbury				3,307.19	1,893,700.00
Worth	12	133.05	35	539.32	89,194.00
Wright	43	626.45	198	6,145.98	254,300.00
Total	7,471	\$ 88,498.48	13,948	\$364,353.84	\$29,629,799.00

VILLAGE CORPORATIONS—CONTINUED.

Value of apparatus	Volumes in libraries	Paid Teachers		Total Months Attended	Paid Teachers	
		Treasurers' Reports			Secretaries' Reports	
		Males	Females		Males	Females
6,975.00	4,716	21,683.96	69,430.95	32,698.5	21,683.96	69,430.95
106,875.00	9,242	30,957.44	230,811.06	80,740	22,784.53	218,074.73
4,823.00	5,636	10,946.28	28,967.92	13,806	10,814.94	29,376.09
2,400.00	1,700	4,019.94	25,785.58	13,815	4,019.94	25,785.58
7,810.00	4,865	9,124.96	27,662.30	11,610	9,124.96	27,662.30
2,325.00	1,816	8,764.80	22,688.78	11,428	8,819.80	20,982.54
9,900.00	3,687	13,833.98	51,685.00	25,273	13,833.87	51,683.36
4,870.00	4,563	12,439.68	44,135.55	24,599	15,715.11	52,182.05
7,365.00	6,173	15,793.25	86,563.61	35,111.5	15,793.25	86,563.61
2,725.00	3,513	7,502.43	28,986.81	12,072	7,453.55	28,264.58
8,535.00	7,689	10,954.35	28,973.63	10,532	10,954.34	28,099.38
4,790.00	5,926	10,274.78	38,542.04	15,795	10,274.78	38,542.04
4,225.00	3,053	8,426.19	33,113.76	21,962	8,426.43	33,114.50
4,364.00	3,747	10,077.50	38,521.65	17,923	10,076.08	38,240.01
4,290.00	4,781	11,085.68	75,064.54	27,839	11,086.35	75,051.25
11,500.00	7,410	13,704.96	41,113.30	17,163	13,704.96	41,113.30
2,522.00	2,924	3,219.93	14,925.00	5,680	3,202.00	15,030.45
21,750.00	6,477	21,622.58	62,876.05	28,156.3	21,622.58	62,876.05
7,600.00	5,459	7,714.89	29,311.72	12,330	7,714.89	29,311.68
7,133.00	5,746	8,987.49	40,122.95	12,816	8,937.49	40,122.95
5,090.00	5,950	11,337.00	31,288.67	12,812	11,337.00	31,601.76
341,550.00	2,837	72,379.00	527,608.68	161,884	72,124.41	494,787.37
19,635.00	7,251	25,559.46	153,216.98	63,926.1	26,334.27	151,514.07
10,030.00	5,136	15,302.40	45,675.14	19,512	14,128.89	44,781.80
4,240.00	3,250	7,989.48	24,025.50	11,343	8,506.38	24,289.79
4,700.00	6,079	11,179.98	32,683.21	14,702	11,179.94	32,683.21
14,260.00	3,544	66,234.75	185,522.76	68,019	66,309.75	185,466.51
5,521.00	4,987	7,705.00	24,904.45	11,535	7,815.00	24,489.73
8,700.00	9,230	13,112.44	45,915.36	15,895	13,952.23	46,000.66
16,025.00	5,866	24,148.75	65,889.58	29,445	24,148.75	65,925.95
6,875.00	5,496	11,859.74	38,227.57	18,807	11,819.18	38,226.46
4,845.00	3,007	8,400.95	33,179.01	15,448	8,444.75	32,795.83
3,310.00	5,595	9,120.47	40,310.79	19,633	9,120.47	40,310.79
3,955.00	4,097	9,325.50	26,489.53	14,426	9,325.50	26,489.53
25,675.00	5,042	21,207.06	102,902.71	47,097	21,207.06	102,902.71
4,555.00	3,620	12,753.56	32,068.27	17,780	12,753.56	32,068.27
3,295.00	7,181	11,673.22	38,516.60	17,595	11,673.22	31,516.60
6,527.00	5,881	12,263.25	32,268.44	17,678	12,263.25	32,268.73
9,100.00	6,777	19,799.92	77,447.24	30,089	19,757.83	77,350.47
5,210.00	2,225	6,100.00	29,798.40	12,829	6,100.00	29,623.45
3,220.00	4,163	9,563.85	25,484.10	10,046	9,563.85	25,484.10
21,785.00		20,610.68	288,556.40	85,568	58,429.98	245,023.87
2,350.00	5,690	5,985.00	13,133.05	6,354	5,985.00	13,132.80
11,785.00	6,592	11,808.48	45,552.03	20,340	11,808.48	45,552.03
\$1,316,308.00	555,003	\$1,304,921.27	\$5,185,230.32	2,166,849.9	\$1,368,327.70	\$ 5,141,031.27

EDUCATIONAL BOARD OF EXAMINERS

—————
Summary of State Certificates Issued

**Summary of Uniform County Certificates and
Provisional Certificates Issued.**

—————
1915-1916

SUMMARY OF STATE LICENSES ISSUED.—CONTINUED.

SUMMARY OF STATE LICENSES ISSUED.

JULY 1, 1915—JUNE 30, 1916.

Kind of License	Diplomas and Certificates Issued			No. of failures
	Male	Female	Total	
State diploma				
First Grade State Certificate:				
Examinations—				
Original	2	1	3	13
Renewal	9	13	22	
Life Validation	11	15	26	
Graduation, Iowa Colleges—				
Original	123	349	472	
Renewal	26	104	130	
Life Validation	23	78	101	
Colleges of other states—				
Original	11	14	25	
Renewal				
Life Validation				
Certificates of other states—				
Original	14	17	31	
Renewal	2	1	3	
Life Validation	2	3	5	
Total First Grade State Certificates Issued.....	223	505	818	
Second Grade State Certificate:				
Examination—				
Original	4	6	10	24
Renewal	11	17	28	
Life Validation	3	18	21	
Graduation I. S. T. C. and Normal Courses in Iowa Colleges—				
Original	12	340	352	
Renewal	2	44	46	
Life Validation	1	48	49	
Normal Schools of other states—				
Original	3	11	14	
Renewal				
Life Validation				
Certificates of other states—				
Original	14	71	85	
Renewal		1	1	
Life Validation	1	1	2	
Total Second Grade State Certificates Issued.....	51	507	608	
Third Grade State Certificate:				
Graduation—				
Iowa Colleges	67	44	111	
Normal Courses in Iowa Colleges.....	16	143	159	
Schools of other states.....	12	23	35	
Certificates of other states.....	34	58	92	
Total Third Grade State Certificates Issued.....	129	268	397	

Kind of License	Diplomas and Certificates Issued			No. of failures
	Male	Female	Total	
Rural School Certificate:				
Graduation I. S. T. C.	1	56	57	
Old Form State Certificate.....	7	7	14	
Primary State Certificate:				
Examination—				
Original		17	17	27
Renewal		32	32	
Life Validation		32	32	
Graduation—				
Original		11	11	
Renewal		1	1	
Life Validation		1	1	
Total Primary State Certificates Issued.....		94	94	
Special State Certificate:				
Examination—				
Original		3	3	2
Renewal	1	4	5	
Life Validation	1	2	3	
Graduation—				
Original	1	1	2	
Renewal		3	3	
Life Validation	1		1	
Total Special State Certificates Issued.....	4	13	17	
Total State Licenses Issued.....	415	1,500	2,005	

SUMMARY OF UNIFORM COUNTY AND PROVISIONAL CERTIFICATES
ISSUED.

JULY 1, 1915—JUNE 30, 1916.

June, July, August, October and January examinations.

	June	July	August	October	January
Special Uniform County Certificates.....	10	11	12	12	18
First Grade Uniform County Certificates.....	814	258	24	144	81
Second Grade Uniform County Certificates.....	3,018	873	163	397	398
Third Grade Uniform County Certificates.....	1,361	487	306	308	325
Provisional Certificates for special subjects.....	3	5	0	4	9
Provisional Certificates for general teaching.....	516	334	79	146	163
Applicants who received no certificate.....	1,480	353	60	287	290
Total number of applicants.....	7,208	2,321	532	1,293	1,288

TOTAL UNIFORM COUNTY AND PROVISIONAL CERTIFICATES ISSUED.

Special—	
Examination	61
Certificates of other states and record of training.....	235
Renewal	121
Life Validation	3
Total	410
First Grade—	
Examination	1,321
Renewal	861
Life Validation	154
Total	2,306
Second Grade—	
Examination	4,844
Renewal	2,143
Life Validation	35
Total	7,022
Third Grade—	
Examination	2,682
Renewal	313
Total	2,995
Provisional—	
Examination, June, July, August, October and January.....	1,250
Special examination	304
Certificates of other states and record of training.....	1,706
Total	3,260
Total Uniform County and Provisional Certificates issued.....	16,002

County Superintendents' Reports
1915-1916

COUNTY SUPERINTENDENTS—TERM 1915-1918.

County	Superintendent	Terms Served	Annual Salary	Postoffice
Adair	Mrs. Mina Whittum		\$ 1,500.00	Greenfield
Adams	Mary C. Larson	2	1,500.00	Corning
Allamakee	Wilbur Lee Peck	4	1,500.00	Waukon
Appanoose	Janet Wilson		1,500.00	Centerville
Audubon	Ella M. Stearns	4	1,500.00	Audubon
Benton	Linnie E. Schloeman	2	1,500.00	Vinton
Black Hawk	H. C. Moeller	1	2,000.00	Waterloo
Boone	Gracia E. Tucker	4	1,500.00	Boone
Bremer	May E. Francis		1,500.00	Waverly
Buchanan	A. E. Jewett		1,500.00	Independence
Buena Vista	A. E. Harrison		1,500.00	Storm Lake
Butler	Benjamin Boardman	1	1,500.00	Allison
Calhoun	Jenette Lewis		1,500.00	Rockwell City
Carroll	George Galloway		1,500.00	Carroll
Cass	Jennie M. Ward	2	1,500.00	Atlantic
Cedar	Mildred R. Yule		1,500.00	Tipton
Cerro Gordo	Fred D. Cram		2,000.00	Mason City
Cherokee	Lew McDonald		1,500.00	Cherokee
Chickasaw	Esther H. Swenumson	1	1,500.00	New Hampton
Clarke	Bessie Hart	2	1,500.00	Osceola
Clay	D. M. Odle		1,500.00	Spencer
Clayton	Carl F. Becker	1	1,500.00	Elkader
Clinton	C. E. Cozzens		1,775.00	Clinton
Crawford	F. N. Oiry	2	1,500.00	Denison
Dallas	Carolyn E. Forgrave	3	1,500.00	Adel
Davis	Agnes McConnell	1	1,500.00	Bloomfield
Decatur	Mabel Horner	2	1,500.00	Leon
Delaware	F. P. Walker	1	1,500.00	Manchester
Des Moines	Theresa Tiedeman	1	1,500.00	Burlington
Dickinson	Jennie R. Bailey	2	1,500.00	Spirit Lake
Dubuque	Joseph Flynn		1,500.00	Dubuque
Emmet	Ida A. Davis	1	1,500.00	Estherville
Fayette	Belle Thorp Ocker	1	1,500.00	West Union
Floyd	Mary D. Korinke	1	1,500.00	Charles City
Franklin	Harry J. Henderson	2	1,500.00	Hampton
Fremont	Mabel B. Jones	1	1,500.00	Sidley
Greene	H. C. Roelofs	1	1,500.00	Jefferson
Grundy	D. R. Earl	1	1,500.00	Grundy Center
Guthrie	O. G. Hamilton	3	1,500.00	Guthrie Center
Hamilton	E. F. Snow	2	1,500.00	Webster City
Hancock	J. R. Baggs	2	1,500.00	Garner
Hardin	Blanche Stoddard	1	1,500.00	Eldora
Harrison	Susie Tamislea-Faith	2	1,500.00	Logan
Henry	Carolyn Campbell	1	1,500.00	Mt. Pleasant
Howard	Zina Fessenden	1	1,500.00	Cresco
Humboldt	Clarence Messer	8	1,500.00	Humboldt
Ida	Wilson Jones	4	1,680.00	Ida Grove
Iowa	G. A. Yoakam		1,500.00	Marengo
Jackson	E. R. Stoddard	3	1,500.00	Maquoketa
Jasper	Olive Shriner	2	1,500.00	Newton
Jefferson	June Chidester	3	1,500.00	Fairfield
Johnson	N. E. Hessenius		1,500.00	Iowa City
Jones	Kate Maurice	4	1,500.00	Anamosa
Keokuk	Harry S. McVicker	3	1,500.00	Sigourney
Kossuth	William Shirley	1	1,500.00	Algona
Lee	E. C. Lynn	5	1,500.00	Donnellson
Linn	A. B. Alderman	4	2,250.00	Marion
Louisa	Izola M. Sweeney	2	1,500.00	Wapello
Lucas	Myrtle A. Dungan	2	1,500.00	Chariton
Lyon	E. T. Gilman	4	1,500.00	Rock Rapids
Madison	Carrie E. Ludlow	1	1,500.00	Winterset
Mahaska	Jessie L. Duboc		1,500.00	Oskaloosa
Marion	Mae Goldizen	1	1,500.00	Knoxville
Marshall	C. E. Shutt		1,500.00	Marshalltown
Mills	George E. Masters	3	1,600.00	Glenwood
Mitchell	C. W. Bond	1	1,500.00	Osage
Monona	Ella M. Gardner	2	1,500.00	Onawa
Monroe	Myrta Harlow	4	1,500.00	Albia
Montgomery	Elizabeth Hugus		1,500.00	Red Oak
Muscatine	E. D. Bradley	1	1,500.00	Muscatine
O'Brien	J. J. Billingsley	3	1,500.00	Primghar

COUNTY SUPERINTENDENTS—TERM 1915-1918.—CONTINUED.

County	Superintendent	Terms Served	Annual Salary	Postoffice
Osceola	Mary E. De Boos	2	1,500.00	Sibley
Page	Agnes Samuelson		1,500.00	Clarinda
Palo Alto	Margaret Ryan	1	1,500.00	Emmetsburg
Plymouth	Erna H. Plath		1,500.00	Le Mars
Pocahontas	Grace D. Bradshaw	1	1,500.00	Pocahontas
Polk	Pearl DeJarnette	1	2,000.00	Des Moines
Pottawattamie	F. J. Puryear	2	1,500.00	Council Bluffs
Poweshiek	Estelle Coon	3	1,500.00	Brooklyn
Ringgold	Louise Askren		1,500.00	Mt. Air
Sac	John R. Slacks	3	1,500.00	Sac City
Scott	Henry E. Ronge	3	1,800.00	Davenport
Shelby	Rose M. Parker	2	1,500.00	Harlan
St. Louis	F. E. Fuller	4	2,000.00	Orange City
Story	Maude Wakefield	1	1,500.00	Nevada
Tama	Mary A. Richards	2	1,500.00	Toledo
Taylor	Allie Nelson		1,500.00	Bedford
Union	Lora E. Lipsett	1	1,500.00	Creston
Van Buren	Lizzie V. Meredith	2	1,500.00	Keosauqua
Wapello	R. L. Gardner		1,500.00	Ottumwa
Warren	W. M. McGee	3	1,500.00	Indianola
Washington	Katherine Stichter		1,500.00	Washington
Wayne	Mrs. Jennie L. Clark		1,500.00	Corydon
Webster	Anna A. Johnson		1,500.00	Fort Dodge
Winnebago	Jessie M. Parker		1,500.00	Forest City
Winneshek	H. E. Miller	1	1,800.00	Decorah
Woodbury	T. B. Morris	3	2,000.00	Sioux City
Worth	Bella Landsrud Sherven	1	1,500.00	Northwood
Wright	M. L. Howell	2	1,800.00	Clarion

ABSTRACT [A]—CITIES, TOWNS AND

Counties	Schools				Teachers	
	Number sch- districts	Number rooms in rural schools	Number rooms in graded schools	Average number mo.	Number Employed	
					Males	Females
ADAIR						
Cities, towns and villages			36	9	5	44
Rural districts	129	139		8.2	15	201
ADAMS						
Cities, towns and villages			29	9	5	36
Rural districts	74	96	3	8.2	13	149
ALLAMAKEE						
Cities, towns and villages			48	9	10	42
Rural districts	60	123		7	6	171
APPANOOSE						
Cities, towns and villages			129	9	20	135
Rural districts	90	118	7	6.9	29	108
AUDUBON						
Cities, towns and villages			23	9	5	29
Rural districts	106	109		8	11	164
BENTON						
Cities, towns and villages		1	87	9	18	90
Rural districts	73	154	3	8.5	24	208
BLACK HAWK						
Cities, towns and villages			226	8.9	27	241
Rural districts	67	123		8.3	7	168
BOONE						
Cities, towns and villages		19	84	8.9	17	121
Rural districts	86	128		8.2	12	181
BREMER						
Cities, towns and villages			63	9	13	60
Rural districts	38	95		8	4	146
BUCHANAN						
Cities, towns and villages		6	81	9	15	74
Rural districts	77	126	3	8.6	5	176
BUENA VISTA						
Cities, towns and villages		9	84	8.9	11	98
Rural districts	66	87	12	7.3	12	124
BUTLER						
Cities, towns and villages			69	9	11	65
Rural districts	96	134	3	8.4	28	191
OALHOUN						
Cities, towns and villages			76	9	10	99
Rural districts	120	121		8	11	168
CARROLL						
Cities, towns and villages			66	9	15	75
Rural districts	102	125	5	8.2	20	149
CASS						
Cities, towns and villages	7	7	84	8.5	12	92
Rural districts	137	137		8.3	10	198
CEDAR						
Cities, towns and villages		3	67	9	14	77
Rural districts	98	125		8	23	160
CERRO GORDO						
Cities, towns and villages			165	9	25	139
Rural districts	93	120		8	9	150
CHEROKEE						
Cities, towns and villages			57	9	11	62
Rural districts	134	136	2	8.8	10	106
CHICKASAW						
Cities, towns and villages		2	54	9	10	60
Rural districts	53	106		7.5	11	154
CLARKE						
Cities, towns and villages			25	8.9	5	35
Rural districts	88	102		7.7	16	119

VILLAGES AND RURAL DISTRICTS.

Teachers				Pupils and Tuition					
Number Months Employed		Average Com- pensation per month		No. of Persons Between the Ages of 5 and 21		No. of Persons of the Ages of 7 to 16 Years Inclusive		No. of Persons 7 to 16 Years Not Attending School	
Males	Females	Males	Females	Males	Females	Males	Females	Males	Females
45	412.5	\$135.81	\$ 60.61	866	884	489	502	4	3
75.5	1,038	46.76	49.09	1,442	1,292	1,043	963	32	23
45	324	108.45	62.78	489	509	331	331		
64	790	43.98	49.20	1,184	1,078	803	732	16	10
88	373	101.42	59.77	947	1,023	609	656	22	19
23	890	47.63	45.89	1,785	1,593	1,159	1,047	49	29
174	1,300	97.88	55.27	3,226	3,194	2,194	2,449	6	7
167	629.5	50.59	46.70	1,865	1,715	1,204	1,174	47	27
45	258	113.89	66.80	501	547	360	363	6	2
59	794.5	50.35	49.14	1,433	1,322	998	1,010	4	27
162	802.3	102.42	60.91	1,641	1,750	1,048	1,042	5	7
110.5	1,180.7	45.98	49.32	1,806	1,509	1,207	1,018	11	20
253	2,158	125.98	67.18	5,316	5,579	3,291	3,345	5	
63.5	930.8	50.01	50.06	1,557	1,456	1,074	1,062	16	9
149	1,019.5	107.54	60.27	2,452	2,381	1,505	1,554	2	3
50.5	993.5	51.43	47.72	1,710	1,648	1,191	1,246	23	15
101.5	516	111.23	60.92	1,108	1,222	600	600	6	2
19	723.5	52.66	45.99	1,487	1,335	980	887	53	61
131	643.5	101.93	56.08	1,199	1,330	719	801	10	10
31.5	1,014.5	49.96	46.75	1,548	1,448	1,029	980	10	8
103	782.5	125.91	61.14	1,554	1,646	1,127	1,193	12	16
70.5	631.5	60.92	48.10	1,060	930	737	675	13	7
91.5	567	112.07	62.29	923	976	668	672	1	3
123.5	967	51.66	48.86	1,843	1,558	1,264	1,099	44	24
90	862	123.68	62.60	1,373	1,388	849	862	3	1
62	891	50.74	47.03	1,246	1,103	925	790	23	20
126.5	630	115.67	63.53	1,577	1,650	1,003	1,031	19	6
103	856	52.37	47.42	1,710	1,616	1,168	1,094	26	19
99	739.5	115.73	63.25	1,400	1,463	881	931	7	2
53.5	1,074.6	44.74	47.79	1,510	1,329	1,034	877	35	21
109.5	638.3	104.94	62.13	1,144	1,118	752	755	12	10
97	901.5	44.19	46.58	1,317	1,225	944	934	14	9
218	1,249	113.25	73.97	2,703	2,905	1,701	1,694	5	3
43.5	938.5	63.09	47.57	1,327	1,223	877	919	5	2
98	536	115.81	67.26	1,115	1,185	785	814	10	4
53	1,023.5	56.12	48.54	1,316	1,070	936	796	3	4
88	428	108.47	60.37	1,003	992	603	599		
51.5	781	50.98	48.77	1,557	1,517	1,040	1,019	47	27
43.5	313.5	100.92	61.19	620	504	271	257		
99	693.2	44.59	46.53	1,106	1,049	742	689	35	40

ABSTRACT [A]—CITIES, TOWNS AND VILLAGES

Counties	Schools				Teachers	
	Number sub-districts	Number rooms in rural schools	Number rooms in graded schools	Average number mo.	Number Employed	
					Males	Females
CLAY						
Cities, towns and villages	6	6	75	8.4	17	72
Rural districts	77	77		8.7	8	88
OLAYTON						
Cities, towns and villages		12	81	9	21	83
Rural districts	137	145		8.1	28	152
CLINTON						
Cities, towns and villages			150	9.4	26	168
Rural districts	132	156		8.9	6	157
CRAWFORD						
Cities, towns and villages		8	75	9.1	13	84
Rural districts	162	152		8.5	16	195
DALLAS						
Cities, towns and villages			100	9	21	121
Rural districts	110	139		8.6	20	182
DAVIS						
Cities, towns and villages			43	8.5	10	34
Rural districts	33	91		6.5	40	70
DECATUR						
Cities, towns and villages			94	8.9	16	75
Rural districts	66	111		7.5	24	114
DELAWARE						
Cities, towns and villages			61	8.9	16	79
Rural districts	97	110	3	8.5	7	127
DES MOINES						
Cities, towns and villages		3	150	9.4	30	153
Rural districts	26	80	2	8.3	5	88
DICKINSON						
Cities, towns and villages	6	11	128	8.9	13	67
Rural districts	47	45		8.5	4	40
DUBUQUE						
Cities, towns and villages		15	135	9.8	20	167
Rural districts	66	112	5	8.3	3	116
EMMET						
Cities, towns and villages		10	60	9	5	57
Rural districts	64	62	4	8.3	1	72
FAYETTE						
Cities, towns and villages		9	126	9	18	117
Rural districts	91	153		8.2	13	190
FLOYD						
Cities, towns and villages			74	9.3	11	73
Rural districts	95	106	5	8.4	6	146
FRANKLIN						
Cities, towns and villages			56	9	12	60
Rural districts	81	116		8	7	169
FREMONT						
Cities, towns and villages			67	9.1	9	73
Rural districts	91	105	2	8.9	8	130
GREENE						
Cities, towns and villages			67	9	12	63
Rural districts	126	135		8	24	183
GRUNDY						
Cities, towns and villages			52	9	10	47
Rural districts	58	116		8.4	22	142
GUTHRIE						
Cities, towns and villages			55	9	11	65
Rural districts	135	141		7.9	39	220
HAMILTON						
Cities, towns and villages			74	9	9	75
Rural districts	96	122		7.8	19	161

AND RURAL DISTRICTS.—CONTINUED.

Teachers				Pupils and Tuition					
Number Months Employed		Average Compensation per month		No. of Persons Between the Ages of 5 and 21		No. of Persons of the Ages of 7 to 16 Years Inclusive		No. of Persons 7 to 16 Years Not Attending School	
Males	Females	Males	Females	Males	Females	Males	Females	Males	Females
151.5	642.2	97.87	61.82	1,360	1,423	862	915	9	3
56	592	48.52	45.33	801	784	584	514	9	3
190	741.5	102.88	61.11	1,499	1,586	983	1,067	4	7
178	1,045.5	47.09	48.86	2,282	2,024	1,424	1,345	53	50
246.5	1,466.5	118.30	73.42	4,066	4,308	2,300	2,313	18	5
53	1,297.5	54.79	47.10	1,913	1,788	1,348	1,267	56	35
115	750.5	124.13	64.23	1,533	1,548	1,025	1,022	15	15
70	1,221	43.26	47.32	1,701	1,498	1,133	1,030	38	23
170.5	1,062	108.94	63.90	1,847	1,907	1,194	1,242	6	3
84.5	1,067.5	53.60	49.11	1,538	1,521	1,088	1,050	18	16
76	285	91.41	57.03	701	744	445	392	2	
210	366	50.21	46.18	1,547	1,309	1,053	912	20	27
143	644	96.71	62.61	1,218	1,272	681	740	5	
134	702	50.69	47.57	1,551	1,437	1,067	1,000	13	22
127	650.7	82.52	55.43	1,394	1,418	965	960	23	17
38.3	828.4	48.50	47.24	1,459	1,412	965	960	8	6
294	1,442	97.04	71.77	3,289	3,445	1,940	2,029		
40	631	63.50	51.45	1,305	1,207	820	750		
120	579.5	113.94	66.28	1,238	1,107	806	697	17	
21.5	333.5	56.62	49.04	520	461	344	327	16	20
198	1,615	140.60	64.42	6,466	6,729	3,660	3,768	11	5
14	902.3	92.42	47.79	2,263	2,168	1,404	1,363	13	0
45	509	133.88	65.13	1,048	1,112	706	746	17	21
8	539.5	50.61	53.67	773	684	573	535	31	17
156	1,005	120.35	64.37	2,494	2,420	1,465	1,516	14	13
64.5	1,165.2	47.72	47.01	1,988	1,784	1,273	1,197	30	28
102	660	117.01	64.97	1,309	1,300	830	831	20	4
39	883	57.94	48.11	1,132	1,043	795	723	2	1
104	501	102.85	65.11	1,028	1,080	676	684	14	10
36	890	46.76	47.89	1,392	1,217	997	911	15	17
81.5	633	128.97	59.12	1,110	1,210	686	681	39	21
54	805	48.71	47.86	1,217	1,139	942	893	10	10
102	554	109.85	59.90	955	986	657	665	2	3
110	954.5	47.01	45.96	1,224	1,195	954	932	28	15
90	423	108.85	60.53	726	739	448	507	32	24
105	817	61.44	53.65	1,440	1,297	983	899	23	18
99	585	110.88	61.98	928	962	635	649	5	4
159	962	48.63	47.14	1,744	1,579	1,214	1,086	23	16
81	676.2	131.97	64.20	1,401	1,490	814	890		
103	815	50.13	50.47	1,464	1,448	960	1,009	11	8

ABSTRACT [A]—CITIES, TOWNS AND VILLAGES

Counties	Schools				Teachers	
	Number sub-districts	Number rooms in rural schools	Number rooms in graded schools	Average number mo.	Number Employed	
					Males	Females
HANCOCK						
Cities, towns and villages			56	9	7	53
Rural districts	124	124		8	10	135
HARDIN						
Cities, towns and villages			82	9	17	107
Rural districts	72	119		7.8	18	149
HARRISON						
Cities, towns and villages		2	102	9.3	23	104
Rural districts	100	131		8.6	10	171
HENRY						
Cities, towns and villages			73	9	11	75
Rural districts	82	94		8	12	122
HOWARD						
Cities, towns and villages			38	9	6	34
Rural districts	93	101		8.2	7	127
HUMBOLDT						
Cities, towns and villages		8	83	9	15	82
Rural districts	68	80		8.4	5	96
IDA						
Cities, towns and villages			35	9	8	48
Rural districts	95	95		8.2	8	122
IOWA						
Cities, towns and villages			54	9.1	9	61
Rural districts	76	134		8.4	21	169
JACKSON						
Cities, towns and villages			67	9	12	68
Rural districts	103	143		8.2	6	165
JASPER						
Cities, towns and villages		2	110	8.9	20	102
Rural districts	140	172		8.8	28	214
JEFFERSON						
Cities, towns and villages			64	9	13	56
Rural districts	68	91		7.9	12	123
JOHNSON						
Cities, towns and villages			79	9	21	76
Rural districts	114	162		8.3	27	192
JONES						
Cities, towns and villages			89	9	12	63
Rural districts	69	126		8.3	13	156
KEOKUK						
Cities, towns and villages			118	9	22	102
Rural districts	23	116		7.9	21	137
KOSSUTH						
Cities, towns and villages		7	87	9	14	88
Rural districts	198	188		8.5	13	250
LEE						
Cities, towns and villages		2	112	9.2	20	126
Rural districts	47	101		8.2	9	116
LINN						
Cities, towns and villages			466	9.4	34	372
Rural districts	106	165		8.8	21	208
LOUISA						
Cities, towns and villages			58	9	15	57
Rural districts	56	76		8.4	12	81
LUCAS						
Cities, towns and villages			56	9	7	49
Rural districts	32	91		7.6	14	107
LYON						
Cities, towns and villages			49	9	12	52
Rural districts	94	131		8.4	12	139

AND RURAL DISTRICTS.—CONTINUED.

Teachers				Pupils and Tuition					
Number Months Employed		Average Compensation per month		No. of Persons Between the Ages of 5 and 21		No. of Persons of the Ages of 7 to 16 Years Inclusive		No. of Persons 7 to 16 Years Not Attending School	
Males	Females	Males	Females	Males	Females	Males	Females	Males	Females
63	472	117.85	56.08	914	963	544	556	18	10
74.2	919.5	52.14	47.41	1,490	1,412	907	963	21	13
151.5	941	120.19	64.66	1,797	1,746	1,113	1,143	19	13
73.5	844.2	53.51	51.12	1,334	1,199	953	843	78	28
206	876	109.78	64.24	2,134	2,050	1,321	1,303	18	12
63	1,052	52.00	50.58	1,741	1,619	1,312	1,234		3
99	664	117.37	62.81	1,204	1,299	780	861	14	17
71	678.2	48.66	47.54	1,202	1,205	840	805	8	11
54	306	102.85	61.18	792	808	463	475	3	2
31.7	783	47.21	46.70	1,556	1,380	1,069	978	39	19
126	687	101.47	58.32	1,095	1,113	692	703	11	10
19.5	627	53.78	46.85	922	808	613	564	4	6
72	423	112.76	61.89	747	804	400	474	4	6
43.5	728	43.21	50.28	988	824	684	693	5	6
79	538	123.78	62.68	899	951	551	641	3	
145	910	44.65	49.20	1,955	1,905	1,276	1,223	55	41
108.5	614.5	106.39	60.76	1,195	1,211	767	744	14	5
44.5	1,102.5	36.30	47.42	1,869	1,725	1,157	1,120	13	5
179	923	100.86	63.76	1,808	1,970	1,202	1,222	1	2
133	1,345	52.79	49.94	2,103	2,002	1,430	1,402	44	39
109.5	499	102.59	63.21	1,000	1,069	614	648	8	8
64	649.5	59.26	46.97	1,327	1,248	876	882	12	9
189	680	96.02	72.11	1,448	1,481	851	871		
133	1,168.5	58.53	46.42	2,076	1,874	1,309	1,184	31	21
198	553	112.87	59.95	1,336	1,384	847	861	9	2
59.2	901	51.20	48.76	1,546	1,439	995	943	27	18
175.7	808	98.00	61.45	1,701	1,768	1,106	1,133		3
103.5	737.5	51.93	49.44	1,591	1,426	1,070	958	41	26
118	763	109.96	63.68	1,664	1,691	1,054	1,053	10	6
77.5	1,472	56.36	47.59	2,595	2,311	1,682	1,585	17	17
179.2	1,144.2	128.83	66.22	3,297	3,400	1,959	2,055	4	1
69	694	45.95	50.23	1,500	1,477	1,005	950	17	10
296	3,434	113.44	64.18	7,262	7,631	4,696	5,046	9	14
88.5	1,305	40.56	49.23	2,436	2,211	1,588	1,491	3	6
103.5	428.2	105.39	59.43	957	896	577	527	27	18
72.7	566.2	50.66	50.16	999	929	670	589	71	39
63	441	98.81	58.56	914	925	607	622		1
95	605	53.04	48.43	1,516	1,397	999	934	15	12
99	468	109.34	63.83	863	984	584	645	5	4
76.7	998.7	61.58	48.36	1,655	1,423	1,076	925	43	39

ABSTRACT [A]—CITIES, TOWNS AND VILLAGES

Counties	Schools				Teachers	
	Number sub-districts	Number rooms in rural schools	Number rooms in graded schools	Average number mo.	Number Employed	
					Males	Females
MADISON						
Cities, towns and villages		4	56	8.9	13	52
Rural districts	108	128		8	14	209
MAHASKA						
Cities, towns and villages	3	10	124	8.9	14	122
Rural districts	67	119	2	8.1	19	140
MARION						
Cities, towns and villages		10	134	8.9	19	124
Rural districts	14	106		8	11	137
MARSHALL						
Cities, towns and villages	6	7	177	9	25	169
Rural districts	44	84	4	8.1	6	118
MILLS						
Cities, towns and villages			68	9	11	57
Rural districts	20	85		8.8	5	97
MITCHELL						
Cities, towns and villages	6	7	59	9	13	73
Rural districts	43	75		8.1	6	79
MONONA						
Cities, towns and villages		1	74	9	11	73
Rural districts	114	135		8.3	7	108
MONROE						
Cities, towns and villages		1	80	8.9	10	71
Rural districts	62	104	17	7.4	12	118
MONTGOMERY						
Cities, towns and villages		1	80	9	11	70
Rural districts	85	102		8	15	131
MUSCATINE						
Cities, towns and villages		1	104	9.7	13	124
Rural districts	67	86	6	8.7	12	108
O'BRIEN						
Cities, towns and villages			62	9	13	76
Rural districts	124	133	5	8.9	10	149
OSCEOLA						
Cities, towns and villages			39	9	7	85
Rural districts	84	84		8.3	7	98
PAGE						
Cities, towns and villages		4	134	9	24	127
Rural districts	69	112		8.2	6	130
PALO ALTO						
Cities, towns and villages			86	9	13	63
Rural districts	109	109		8.1	8	121
PLYMOUTH						
Cities, towns and villages		2	87	9	11	77
Rural districts	161	162		9	5	195
POCAHONTAS						
Cities, towns and villages	5	4	61	9	14	65
Rural districts	115	114		8.4	7	163
POLK						
Cities, towns and villages			657	9.4	83	661
Rural districts	85	128	15	8.9	8	159
POTTAWATTAMIE						
Cities, towns and villages		5		9	23	267
Rural districts	220	207	219	8.7	18	232
POWESHIEK						
Cities, towns and villages			94	9	17	84
Rural districts	113	131		8.1	25	201
RINGGOLD						
Cities, towns and villages			59	8.9	11	49
Rural districts	85	124		8.1	15	121

AND RURAL DISTRICTS.—CONTINUED.

Teachers				Pupils and Tuition					
Number Months Employed		Average Compensation per month		No. of Persons Between the Ages of 5 and 21		No. of Persons of the Ages of 7 to 16 Years Inclusive		No. of Persons 7 to 16 Years Not Attending School	
Males	Females	Males	Females	Males	Females	Males	Females	Males	Females
115.5	443	88.42	58.11	819	888	482	519	1	-----
74.2	943	47.60	46.87	1,451	1,329	933	903	7	19
118.5	992.3	116.67	63.74	2,348	2,357	1,297	1,288	14	15
96.5	869.4	53.22	53.36	2,002	1,894	1,303	1,287	56	42
159	1,188.2	100.60	59.72	2,222	2,070	1,536	1,308	46	35
50.2	791.5	56.04	52.16	1,580	1,473	1,095	1,038	74	34
202	1,416	107.19	68.04	3,374	3,272	2,130	2,070	129	137
28	718	52.69	51.79	1,043	1,010	747	728	17	4
99	478.5	111.02	60.85	990	1,084	665	683	6	2
35	689	53.43	52.11	1,274	1,107	884	769	54	20
111	629	106.64	59.26	1,205	1,257	796	835	5	4
21.5	575.7	47.32	46.53	911	871	557	554	-----	4
99	657	113.89	63.72	1,233	1,202	832	820	8	10
30.5	1,057.2	54.00	48.89	1,661	1,459	1,067	1,019	18	11
90	637	97.45	56.59	1,701	1,714	949	960	25	22
72	828	42.09	47.15	2,152	2,053	1,510	1,538	40	27
99	630	113.26	61.81	1,279	1,241	808	788	-----	-----
79.7	742.7	62.22	49.03	1,115	1,046	803	744	29	4
123	1,180	115.12	66.49	2,532	2,568	1,463	1,390	2	2
56	743.3	60.41	48.36	1,317	1,166	939	836	20	7
114	675	117.40	64.57	1,299	1,358	841	859	-----	-----
58.5	1,092.5	57.90	48.25	1,558	1,425	1,024	965	11	9
38	315	124.08	63.01	566	551	400	378	22	16
38	644	50.51	47.48	982	922	665	646	22	11
208	1,127	104.16	62.78	2,042	2,002	1,303	1,276	1	1
34.4	885.6	66.37	48.67	1,377	1,280	953	906	11	3
111.5	565.2	110.59	60.03	1,228	1,201	861	826	1	3
51.5	799.5	50.86	47.08	1,184	1,049	892	790	80	33
98	670	122.75	64.77	1,526	1,675	946	1,040	-----	-----
29	1,348	69.15	49.64	2,029	1,846	1,268	1,230	33	27
114.5	576	106.38	61.22	1,028	1,169	652	756	6	1
38.5	841	43.89	48.61	1,380	1,232	947	847	17	17
755	6,219	123.67	89.04	14,492	14,836	8,592	8,904	40	24
49	1,142.4	62.06	53.76	2,509	2,311	1,607	1,581	43	39
215	2,400.5	134.05	66.27	5,532	5,568	3,308	3,275	27	23
85.3	1,808	49.80	48.73	2,801	2,696	1,855	1,731	37	32
147	736	101.21	64.88	1,374	1,450	858	853	13	4
121.5	935.5	50.91	48.04	1,499	1,303	1,058	970	14	14
98	426	109.83	67.94	875	849	635	652	3	-----
71	867.5	44.66	47.45	1,284	1,161	887	787	19	11

ABSTRACT [A]—CITIES, TOWNS AND VILLAGES

Counties	Schools				Teachers	
	Number sub-districts	Number rooms in rural schools	Number rooms in graded schools	Average number no.	Number Employed	
					Males	Females
SAO Cities, towns and villages			64	9	12	68
Rural districts	114	121	8.4	12		154
SCOTT Cities, towns and villages		2	281	9.9	48	276
Rural districts	77	96	10	9.1	5	121
SHELBY Cities, towns and villages			45	8.9	9	50
Rural districts	117	121		8.5	14	184
SIoux Cities, towns and villages		1	76	9.1	15	83
Rural districts	170	171	3	8.9	17	164
STORY Cities, towns and villages		8	161	9	23	142
Rural districts	93	116		7.9	15	156
TAMA Cities, towns and villages			80	9	14	82
Rural districts	90	161		8	25	205
TAYLOR Cities, towns and villages		1	81	8.9	12	60
Rural districts	90	116		8.1	16	136
UNION Cities, towns and villages			96	9	9	88
Rural districts	87	97		8	14	106
VAN BUREN Cities, towns and villages		14	64	7.7	16	63
Rural districts	55	92		7.4	14	104
WAPELLO Cities, towns and villages			135	9.3	21	170
Rural districts	55	104		8	6	104
WARREN Cities, towns and villages		2	82	8.9	20	79
Rural districts	87	110		7.9	18	135
WASHINGTON Cities, towns and villages			78	9	14	78
Rural districts	40	116		8.2	9	138
WAYNE Cities, towns and villages			79	9	17	66
Rural districts	93	116		7.3	23	116
WEBSTER Cities, towns and villages		6	115	8.9	16	140
Rural districts	137	162	10	8.3	9	244
WINNEBAGO Cities, towns and villages		2	80	8.9	8	62
Rural districts	69	81		6.9	5	95
WINNESHIEK Cities, towns and villages			59	9.2	10	50
Rural districts	101	135		7.4	13	155
WOODBURY Cities, towns and villages		14	302	9	58	416
Rural districts	94	133		9	8	157
WORTH Cities, towns and villages			48	9	7	32
Rural districts	88	89		7.5	3	95
WRIGHT Cities, towns and villages		2	88	9	13	91
Rural districts	113	122		8.1	6	165
Total for cities, towns and villages	39	263	9,736		1,555	9,713
Total for rural districts	8,796	11,725	149		1,303	14,059
Total for the State	8,835	11,988	9,885		2,858	24,372

AND RURAL DISTRICTS.—CONTINUED.

Teachers				Pupils and Tuition					
Number Months Employed		Average Compensation per month		No. of Persons Between the Ages of 5 and 21		No. of Persons of the Ages of 7 to 16 Years Inclusive		No. of Persons 7 to 16 Years Not Attending School	
Males	Females	Males	Females	Males	Females	Males	Females	Males	Females
108	610	115.95	62.94	1,017	1,191	689	776	5	1
74	983.5	57.16	48.68	1,389	1,367	1,007	904	21	14
457	2,545	140.51	75.77	6,853	6,667	4,052	3,874	2	1
33	920.5	56.21	51.06	1,817	1,639	1,207	1,138	27	17
81	447	101.15	63.64	999	1,084	640	677	14	14
69	943.8	50.29	45.46	1,540	1,433	1,067	965	37	15
136.5	752.5	108.99	64.33	1,799	1,839	1,099	1,119	4	3
113	1,335	51.92	49.58	2,538	2,270	1,681	1,517	25	10
904	1,265	119.63	62.57	2,316	2,475	1,082	1,164	5	2
52.5	868	48.75	50.83	1,336	1,217	941	880	24	20
121.5	732	107.15	63.69	1,232	1,380	788	939	15	14
108.5	1,172.5	46.79	51.02	1,957	1,699	1,296	1,146	21	11
105	586	96.43	61.13	984	997	661	612	3	8
84.5	833.7	47.94	43.42	1,383	1,364	936	939	19	25
75.5	741	111.13	61.15	1,419	1,422	877	875	13	12
79.5	687.5	45.79	47.74	880	890	614	599	49	14
125.5	511.5	91.59	56.15	1,146	1,130	733	742	2	
70.3	583.5	48.24	46.58	1,068	939	733	658	27	28
185	1,574	133.87	68.35	4,127	4,159	2,256	2,221	17	9
39	791.5	51.97	50.11	1,631	1,527	1,144	1,054	54	36
166	672.5	84.28	59.42	1,240	1,365	828	924	7	11
101.3	727.6	53.18	48.46	1,406	1,273	960	907	14	13
126	693	98.48	63.30	1,365	1,377	822	849	9	17
59	874	51.44	48.21	1,531	1,437	1,045	1,000	18	12
152	591	92.98	58.02	1,274	1,273	728	733	13	16
148.8	659	49.77	48.64	1,330	1,224	911	841	70	51
143	1,232	143.12	69.35	3,427	3,420	1,933	1,867	29	22
52.5	1,326.5	45.86	46.47	2,043	1,851	1,420	1,303	15	18
65.5	527.5	126.06	61.00	1,014	1,062	594	656	6	5
23.2	536.2	51.24	46.32	1,282	1,149	820	802	16	27
91.5	436	98.96	69.16	1,230	1,323	814	857	46	61
36.5	889	46.19	47.68	2,115	1,903	1,380	1,232	14	8
487	3,629	138.62	60.49	10,564	10,208	5,759	5,665	64	59
30	1,165	56.18	45.86	1,308	1,369	934	966		
57	233.2	103.34	57.29	537	544	327	345	7	1
6.5	632.5	52.03	46.87	1,282	1,153	854	804	22	16
130	792	130.90	63.95	1,654	1,766	1,115	1,301	4	1
33	955	40.97	48.07	1,306	1,234	894	861	10	14
13,633.4	86,190.5	\$ 110.30	\$ 66.41	191,466	196,130	117,869	120,194	1,170	952
6,800.2	87,974.6	\$ 51.66	\$ 48.56	151,835	139,365	102,705	96,316	2,570	1,830
20,513.6	174,165.1	\$ 90.69	\$ 57.40	343,301	335,545	220,574	216,510	3,749	2,782

ABSTRACT [A]—CONTINUED—CITIES TOWNS AND

Counties	Pupils and Tuition				Non-resident	
	No. enrolled in each corporation	Previously enrolled in another district or corporation this year	Total average daily attendance in the whole corporation	Average cost of tuition per mo. for each pupil	Below 9th Grade	
					No.	Amount received
ADAIR						
Cities, towns and villages.....	1,260	22	1,037.5	3.33	45	638.40
Rural districts.....	2,427	155	1,582.1	4.20	14	56.00
ADAMS						
Cities, towns and villages.....	1,029	6	819	3.42	17	250.80
Rural districts.....	1,876	84	1,232.7	4.14	3	35.25
ALLAMAKEE						
Cities, towns and villages.....	1,398	12	1,140	2.97	47	532.16
Rural districts.....	2,384	153	1,501	3.67	12	165.29
APPANOOSE						
Cities, towns and villages.....	5,406	97	4,480	2.03	111	1,208.30
Rural districts.....	2,980	185	2,036	2.68	18	14.00
AUDUBON						
Cities, towns and villages.....	1,057	33	834	2.92	63	451.75
Rural districts.....	2,119	27	1,439	3.55	4	56.00
BENTON						
Cities, towns and villages.....	2,905	51	2,207.6	3.29	111	1,371.93
Rural districts.....	2,336	143	1,650.9	4.53	27	272.94
BLACK HAWK						
Cities, towns and villages.....	7,168	6	6,386	3.08	27	790.50
Rural districts.....	2,260	437	1,526	3.82	32	78.25
BOONE						
Cities, towns and villages.....	4,100	111	3,323	2.60	105	1,467.30
Rural districts.....	2,658	100	1,750.1	3.49	48	131.88
BREMER						
Cities, towns and villages.....	1,878	119	1,398	3.12	59	861.16
Rural districts.....	1,929	216	1,197	3.61	79	677.88
BUCHANAN						
Cities, towns and villages.....	2,240	131	1,858	2.96	94	819.25
Rural districts.....	2,316	184	1,535	3.73	31	321.33
BUENA VISTA						
Cities, towns and villages.....	2,709	68	2,228	3.08	17	267.25
Rural districts.....	1,502	136	1,043	4.54	7	157.23
BUTLER						
Cities, towns and villages.....	1,945	39	1,613	3.14	135	1,636.78
Rural districts.....	2,705	306	1,789	3.58	31	86.64
CALHOUN						
Cities, towns and villages.....	2,530	40	2,148	3.52	102	1,777.44
Rural districts.....	1,875	56	1,258	4.47		
CARROLL						
Cities, towns and villages.....	2,128	120	1,670	3.84	56	774.35
Rural districts.....	1,829	292	1,261	4.41	16	
CASS						
Cities, towns and villages.....	2,988	218	2,380	2.89	111	1,286.65
Rural districts.....	2,267	127	1,535	4.22		
CEDAR						
Cities, towns and villages.....	2,075	32	1,769	3.21	144	1,928.03
Rural districts.....	1,038	111	1,385	4.14	10	121.00
CERRO GORDO						
Cities, towns and villages.....	4,499	63	3,787	3.43	37	305.75
Rural districts.....	2,043	216	1,433	4.13	9	
CHEROKEE						
Cities, towns and villages.....	1,913	40	1,684.5	3.13	63	1,293.20
Rural districts.....	1,758	149	1,212.6	5.29	9	199.60
CHICKASAW						
Cities, towns and villages.....	1,306	49	1,154	3.44	39	374.61
Rural districts.....	2,616	243	1,454	3.65	13	150.16
CLARKE						
Cities, towns and villages.....	1,162	12	973	2.72	9	80.50
Rural districts.....	1,812	124	1,177	4.02	2	45.40
CLAY						
Cities, towns and villages.....	2,419	109	1,966	3.40	22	334.00
Rural districts.....	1,209	66	817	4.16	7	83.75

VILLAGES AND RURAL DISTRICTS.—CONTINUED.

Pupils and Tuition		General				
9th Grade and Above		No. of schoolhouses	Value of schoolhouses	Value of apparatus	No. of volumes in the libraries	Rooms in which effects of stimulants and narcotics are taught
No.	Amount received					
101	\$ 3,201.60	8	\$ 127,000.00	\$ 3,725.00	3,742	34
		137	83,555.00	4,352.00	6,641	139
121	3,210.31	7	59,500.00	1,585.00	1,050	22
		102	55,275.00	2,515.00	2,305	101
109	4,113.31	9	144,700.00	5,387.00	6,027	34
		123	89,265.00	7,318.00	6,298	123
183	5,088.47	20	290,600.00	18,548.00	8,620	93
		116	68,400.00	2,287.00	1,984	119
98	2,664.86	5	80,000.00	5,180.00	2,200	23
		108	78,670.00	5,387.00	4,463	166
143	5,083.84	16	242,500.00	8,665.00	6,100	68
		156	68,378.00	6,618.00	11,706	157
136	2,613.88	34	997,050.00	7,400.00	9,858	226
		121	82,010.00	6,656.00	7,410	124
153	5,006.12	26	309,200.00	7,507.00	8,824	99
		128	75,390.00	6,164.00	9,207	128
142	3,987.44	13	168,100.00	7,600.00	5,572	49
		95	54,245.00	6,461.00	8,207	92
246	8,197.55	17	256,800.00	11,910.00	4,767	55
	3.20	123	69,700.00	7,036.00	6,516	80
83	2,735.08	20	314,300.00	13,180.00	8,731	63
		88	65,995.00	5,835.00	9,289	80
158	4,999.74	12	168,400.00	5,950.00	6,558	50
	31.50	135	76,296.00	5,945.00	9,094	136
205	4,337.88	21	254,000.00	11,302.00	5,402	65
		120	60,400.00	3,785.00	11,420	120
135	4,243.16	14	182,200.00	8,115.00	7,180	56
		125	119,795.00	7,673.00	4,732	119
292	5,985.61	19	212,000.00	4,210.00	6,143	60
		133	64,610.00	4,670.00	9,908	137
139	4,107.27	15	185,700.00	5,315.00	6,515	52
		125	75,450.00	5,405.00	6,752	122
137	4,846.59	24	848,000.00	7,350.00	3,950	111
		118	65,535.00	7,781.00	8,407	73
191	5,497.18	11	137,300.00	6,795.00	9,001	46
		136	78,850.00	4,997.00	16,860	132
94	3,614.84	11	118,500.00	6,085.00	4,007	41
		106	92,605.00	6,321.00	5,571	104
144	2,777.39	6	69,000.00	1,110.00	1,525	25
		102	43,800.00	1,890.00	3,567	102
139	4,863.09	22	231,800.00	14,022.00	7,507	58
		76	37,135.00	3,172.00	6,109	68

ABSTRACT [A]—CONTINUED—CITIES TOWNS AND

Counties	Pupils and Tuition				Non-resident	
	No. enrolled in each corporation	Previously enrolled in another district or corporation this year	Total average daily attendance in the whole corporation	Average cost of tuition per mo. for each pupil	Below 9th Grade	
					No.	Amount received
CLAYTON						
Cities, towns and villages.....	2,553	69	2,063	3.52	56	1,097.68
Rural districts.....	2,951	87	1,961	3.76	20	123.52
CLINTON						
Cities, towns and villages.....	5,213	226	4,406	3.31	37	464.13
Rural districts.....	2,808	110	1,882	3.81	31	97.92
CRAWFORD						
Cities, towns and villages.....	2,405	43	1,843	3.75	62	562.60
Rural districts.....	2,317	107	1,517	4.70		
DALLAS						
Cities, towns and villages.....	3,750	85	3,055	3.19	210	3,247.10
Rural districts.....	2,528	134	1,662	3.99	1	31.23
DAVIS						
Cities, towns and villages.....	1,292	29	995	2.76	48	334.75
Rural districts.....	2,235	93	1,608	2.62	56	219.32
DECATUR						
Cities, towns and villages.....	2,520	88	2,078	2.92	85	746.97
Rural districts.....	2,558	322	1,600	3.33	51	
DELAWARE						
Cities, towns and villages.....	2,403	61	1,901.5	2.75	30	237.65
Rural districts.....	1,846	119	1,228.1	3.93	37	
DES MOINES						
Cities, towns and villages.....	4,922	61	4,166	3.19	34	526.00
Rural districts.....	1,744	118	1,103	3.79	4	18.00
DICKINSON						
Cities, towns and villages.....	1,953	125	1,554	3.73	30	249.75
Rural districts.....	811	105	483	4.27	2	56.00
DUBUQUE						
Cities, towns and villages.....	4,754	37	3,788	3.55	8	160.01
Rural districts.....	1,941	147	1,232	4.31	14	276.74
EMMET						
Cities, towns and villages.....	1,945	25	1,620	2.66	14	110.87
Rural districts.....	1,282	104	841.6	4.22	33	50.83
FAYETTE						
Cities, towns and villages.....	3,732	115	3,074	3.02	68	520.10
Rural districts.....	2,694	310	1,834	3.86	5	143.85
FLOYD						
Cities, towns and villages.....	2,276	16	1,931	3.08	66	1,107.95
Rural districts.....	1,839	50	1,274	4.14	8	65.80
FRANKLIN						
Cities, towns and villages.....	1,979	101	1,619	2.97	32	515.25
Rural districts.....	2,001	106	1,411	3.95	2	50.83
FREMONT						
Cities, towns and villages.....	2,137	50	1,861	2.95	37	1,011.67
Rural districts.....	1,900	87	1,248	3.98	18	255.07
GREENE						
Cities, towns and villages.....	1,086	180	1,027	3.03	64	888.76
Rural districts.....	2,224	223	1,458	4.20	10	69.52
GRUNDY						
Cities, towns and villages.....	1,362	7	1,170	3.36	79	864.50
Rural districts.....	2,054	134	1,390	4.35	29	43.00
GUTHRIE						
Cities, towns and villages.....	2,162	54	1,799	2.92	83	1,173.64
Rural districts.....	2,792	231	1,721	3.88		
HAMILTON						
Cities, towns and villages.....	2,523	18	1,998	3.01	100	1,915.69
Rural districts.....	2,302	128	1,536	3.87	17	19.10
HANCOCK						
Cities, towns and villages.....	1,620	56	1,351	3.06	42	308.00
Rural districts.....	2,187	140	1,416	4.15	14	28.00
HARDIN						
Cities, towns and villages.....	3,260	49	2,748	3.20	107	1,486.18
Rural districts.....	2,099	121	1,371	4.39	1	

VILLAGES AND RURAL DISTRICTS.—CONTINUED.

Pupils and Tuition		General				
9th Grade and Above		No. of schoolhouses	Value of schoolhouses	Value of apparatus	No. of volumes in the libraries	Rooms in which effects of stimulants and narcotics are taught
No.	Amount received					
166	4,700.50	21	233,800.00	10,857.00	7,456	69
		156	87,050.00	8,764.00	7,778	149
140	4,259.24	30	487,000.00	9,050.00	11,078	141
		155	136,535.00	10,322.00	13,380	152
88	2,252.56	24	169,800.00	19,720.00	6,212	68
		159	83,505.00	10,420.00	6,812	152
263	7,397.26	21	364,300.00	11,815.00	7,266	96
		188	68,240.00	3,631.00	9,682	139
56	1,057.57	9	72,200.00	12,145.00	1,494	33
		90	48,100.00	2,622.00	2,368	89
225	4,360.24	13	152,250.00	8,550.00	4,880	70
		110	57,220.00	4,834.00	3,867	109
85	2,105.91	30	168,000.00	5,486.00	3,771	60
		109	57,180.00	5,268.00	8,781	102
145	5,124.87	19	550,100.00	34,295.00	2,536	148
		81	66,675.00	4,840.00	3,746	81
64	2,271.25	19	296,350.00	12,795.00	7,913	45
		47	20,845.00	2,143.00	3,930	47
7	944.00	85	563,530.00	8,396.00	10,749	121
		113	82,745.00	7,077.00	5,978	115
70	2,297.56	26	219,855.00	9,300.00	5,345	64
7		63	43,250.00	3,866.00	9,129	66
183	3,815.31	28	394,650.00	11,425.00	11,816	89
		154	75,670.00	7,968.00	13,918	154
65	1,281.96	12	285,000.00	7,300.00	4,050	79
3	81.00	106	70,355.00	6,417.00	9,731	110
83	2,888.50	11	241,500.00	8,040.00	3,963	49
		115	61,345.00	4,483.00	6,492	115
200	4,443.18	14	133,300.00	7,225.00	7,995	49
1	27.00	107	68,300.00	3,875.00	5,779	103
180	3,897.59	11	221,500.00	5,410.00	4,742	42
		135	65,845.00	3,109.00	5,965	130
110	3,220.00	9	82,500.00	5,800.00	2,933	31
		116	70,140.00	6,258.00	4,580	111
127	2,379.06	13	201,000.00	4,630.00	3,844	46
		141	67,400.00	3,117.00	5,065	141
89	1,822.24	13	175,000.00	5,790.00	3,006	65
		121	81,190.00	6,800.00	7,373	120
113	1,982.41	11	139,800.00	6,048.00	5,426	49
		124	75,200.00	7,781.00	7,579	123
182	5,196.41	19	317,800.00	7,868.00	8,869	74
		118	66,245.00	5,257.00	6,630	119

ABSTRACT [A]—CONTINUED—CITIES TOWNS AND

Counties	Pupils and Tuition				Non-resident	
	No. enrolled in each corporation	Previously enrolled in another district or corporation this year	Total average daily attendance in the whole corporation	Average cost of tuition per mo. for each pupil	Below 9th Grade	
					No.	Amount received
HARRISON						
Cities, towns and villages	3,804	63	3,061	2.74	89	988.50
Rural districts	2,833	257	1,833	3.58	35	269.00
HENRY						
Cities, towns and villages	2,373	42	1,925	3.09	79	990.85
Rural districts	1,827	142	1,320	3.38		
HOWARD						
Cities, towns and villages	1,007	41	943	2.86	34	510.50
Rural districts	1,895	183	1,218	3.81	51	361.70
HUMBOLDT						
Cities, towns and villages	2,108	102	1,600.1	3.56	137	1,984.04
Rural districts	1,228	42	812.7	4.44	25	159.50
IDA						
Cities, towns and villages	1,276	51	1,118	3.41	25	621.38
Rural districts	1,417	63	984	5.01	5	
IOWA						
Cities, towns and villages	1,769	27	1,476	3.24	143	1,808.88
Rural districts	2,568	175	1,774.6	3.45	32	157.65
JACKSON						
Cities, towns and villages	1,917	103	1,670	3.23	40	495.90
Rural districts	2,409	35	1,704	3.85		
JASPER						
Cities, towns and villages	3,460	25	2,805.4	3.11	74	1,402.61
Rural districts	3,353	175	2,315.5	3.64	28	436.44
JEFFERSON						
Cities, towns and villages	1,931	17	1,649	2.88	53	523.50
Rural districts	1,969	159	1,382	3.10	7	410.02
JOHNSON						
Cities, towns and villages	2,463	28	2,245	3.32	146	4,046.95
Rural districts	2,797	116	1,968	3.79	42	284.83
JONES						
Cities, towns and villages	2,248	47	1,908	2.64	116	1,176.33
Rural districts	2,040	153	1,379	4.12	72	448.30
KEOKUK						
Cities, towns and villages	3,000	75	2,518	3.12	158	1,205.23
Rural districts	2,098	362	1,431	3.72	53	140.66
KOSSUTH						
Cities, towns and villages	2,528	48	2,065	3.30	81	763.60
Rural districts	3,354	200	2,071	4.23	21	26.00
LEE						
Cities, towns and villages	4,423	8	3,664	2.93	39	302.12
Rural districts	1,984	77	1,407	3.64	8	96.03
LINN						
Cities, towns and villages	11,083	86	8,981	3.02	134	3,363.80
Rural districts	3,145	260	2,154	3.55	5	63.00
LOUISA						
Cities, towns and villages	1,827	60	1,512	2.67	70	636.95
Rural districts	1,533	199	1,030	3.69	22	117.33
LUCAS						
Cities, towns and villages	1,917		1,625	2.19	38	271.03
Rural districts	2,327	215	1,532	2.92	20	336.57
LYON						
Cities, towns and villages	1,605	100	1,328	3.41	51	1,321.80
Rural districts	2,303	166	1,498	4.16	27	413.83
MADISON						
Cities, towns and villages	1,709	48	1,359	2.97	63	838.78
Rural districts	2,370	182	1,473	4.05		
MAHASKA						
Cities, towns and villages	3,860	293	3,004	2.88	86	1,500.51
Rural districts	2,724	141	1,875	3.41	58	525.33
MARION						
Cities, towns and villages	4,437	114	3,530	2.78	30	263.45
Rural districts	2,445	200	1,589	3.45	46	142.61

VILLAGES AND RURAL DISTRICTS.—CONTINUED.

Pupils and Tuition		General				
9th Grade and Above		No. of schoolhouses	Value of schoolhouses	Value of apparatus	No. of volumes in the libraries	Rooms in which effects of stimulants and narcotics are taught
No.	Amount received					
255	4,254.32	16	247,300.00	10,325.00	6,644	74
181	5,395.14	123	72,975.00	4,147.00	5,820	127
87	2,217.60	15	168,500.00	4,095.00	4,886	60
145	2,942.16	94	53,250.00	2,800.00	6,445	94
86	3,358.46	7	90,500.00	3,235.00	5,677	20
165	2,644.88	101	50,275.00	3,286.00	5,468	98
154	2,775.08	21	177,800.00	9,280.00	7,090	68
222	6,798.64	83	36,215.00	2,580.00	8,507	79
11	508.97	86	85,900.00	7,850.00	4,778	38
176	5,569.31	56	52,750.00	3,262.00	7,370	93
146	4,700.75	11	165,500.00	12,610.00	7,515	55
150	3,117.11	132	82,390.00	6,872.00	8,788	128
593	6,116.98	12	147,900.00	5,015.00	4,274	49
1	2.08	138	84,935.00	8,148.00	4,113	141
103	2,897.77	21	253,450.00	8,445.00	4,195	71
13	372.75	169	147,405.00	3,206.00	6,208	158
323	11,666.16	9	198,900.00	5,745.00	3,906	38
175	3,732.69	90	56,775.00	4,316.00	5,002	91
167	3,446.53	13	397,000.00	20,400.00	13,723	63
103	2,897.77	160	91,833.00	8,302.00	12,079	152
18	372.75	13	212,500.00	6,615.00	4,786	68
323	11,666.16	124	68,770.00	7,525.00	10,695	118
103	2,897.77	22	225,900.00	11,256.00	8,090	67
13	372.75	116	61,340.00	4,348.00	6,729	111
103	2,897.77	21	204,300.00	10,685.00	7,750	69
13	372.75	194	95,745.00	10,871.00	13,001	187
323	11,666.16	22	456,000.00	8,200.00	4,991	90
175	3,732.69	104	73,250.00	5,800.00	5,447	99
323	11,666.16	47	1,361,817.00	75,898.00	10,107	273
175	3,732.69	165	106,690.00	6,141.00	12,730	166
160	3,334.09	13	132,000.00	5,749.00	6,019	51
77	1,916.42	76	48,740.00	3,110.00	4,062	76
216	4,445.07	7	187,000.00	3,340.00	2,965	41
165	3,079.97	90	53,940.00	4,030.00	6,159	90
77	1,916.42	10	100,000.00	9,050.00	5,392	39
216	4,445.07	130	76,470.00	5,462.00	5,338	130
165	3,079.97	14	106,200.00	3,015.00	2,500	48
77	1,916.42	128	72,160.00	5,156.00	4,558	128
165	3,079.97	25	342,300.00	13,089.00	5,828	85
77	1,916.42	119	83,685.00	4,439.00	3,995	121
77	1,916.42	31	332,300.00	8,300.00	6,222	120
165	3,079.97	104	63,635.00	3,677.00	4,673	106

ABSTRACT [A]—CONTINUED—CITIES TOWNS AND

Counties	Pupils and Tuition				Non-resident	
	No. enrolled in each corporation	Previously enrolled in another district or corporation this year	Total average daily attendance in the whole corporation	Average cost of tuition per mo. for each pupil	Below 9th Grade	
					No.	Amount received
MARSHALL						
Cities, towns and villages	5,131	179	4,299	3.05	126	1,328.19
Rural districts	1,628	138	1,173	4.06	40	259.87
MILLS						
Cities, towns and villages	1,797	103	1,339	3.33	58	694.55
Rural districts	1,959	198	1,233	3.48	93	290.66
MITCHELL						
Cities, towns and villages	2,085	39	1,759	3.09	32	271.20
Rural districts	1,171	106	845	4.07	38	214.13
MONONA						
Cities, towns and villages	2,047	49	1,703	3.47	146	2,392.04
Rural districts	2,319	146	1,507	4.25	15	103.25
MONROE						
Cities, towns and villages	3,080	56	2,665	1.87	44	578.74
Rural districts	3,872	145	2,682	2.10	23	119.33
MONTGOMERY						
Cities, towns and villages	2,538	96	1,935	2.88	31	427.17
Rural districts	1,821	267	1,224	4.08	73	106.95
MUSCATINE						
Cities, towns and villages	3,549	54	3,008	3.17	76	1,400.56
Rural districts	1,993	86	1,303	3.46	28	468.03
O'BRIEN						
Cities, towns and villages	2,339	14	1,994	3.18	74	1,274.22
Rural districts	1,997	227	1,418	4.42	2	846.03
OSCEOLA						
Cities, towns and villages	977	60	383.3	3.25	76	428.67
Rural districts	1,326	94	851	4.56	8	117.18
PAGE						
Cities, towns and villages	3,705	81	3,044	3.39	97	1,327.96
Rural districts	2,043	172	1,417	3.88	15	30.68
PALO ALTO						
Cities, towns and villages	1,731	127	1,528	3.38	7	801.92
Rural districts	2,039	135	1,251	4.00	3	58.08
PLYMOUTH						
Cities, towns and villages	2,210	31	1,867	3.26	75	724.75
Rural districts	2,609	124	1,722	4.42	32	160.50
POCAHONTAS						
Cities, towns and villages	1,715	100	1,330.6	3.96	77	562.30
Rural districts	1,830	158	1,163.7	4.33	21	212.21
POLK						
Cities, towns and villages	22,992	23	1,814.4	3.78	139	1,390.67
Rural districts	3,923	247	2,629	2.75	17	76.17
POTTAWATTAMIE						
Cities, towns and villages	8,879	52	7,347.9	2.84	138	1,911.50
Rural districts	4,301	196	2,832.3	3.87		
POWESHIEK						
Cities, towns and villages	2,676	144	2,366	3.08	106	1,388.07
Rural districts	2,162	176	1,527	4.10	21	117.00
RINGGOLD						
Cities, towns and villages	1,623	76	1,277	3.48	90	877.76
Rural districts	2,165	168	1,356	4.06	64	
SAC						
Cities, towns and villages	1,937	35	1,659.4	3.41		930.49
Rural districts	1,933	117	1,374.5	4.52		208.10
SCOTT						
Cities, towns and villages	8,532	77	6,953	3.72	35	1,412.42
Rural districts	2,573	86	1,853	2.87	15	391.27
SHELBY						
Cities, towns and villages	1,567	84	1,205.1	3.41	69	760.44
Rural districts	2,123	132	1,320.2	4.13	21	209.26

VILLAGES AND RURAL DISTRICTS.—CONTINUED.

Pupils and Tuition		General				
9th Grade and Above		No. of schoolhouses	Value of schoolhouses	Value of apparatus	No. of volumes in the libraries	Rooms in which effects of stimulants and narcotics are taught
No.	Amount received					
119	2,789.92	32	601,526.00	13,248.00	8,388	156
		35	69,090.00	3,177.00	5,323	87
133	3,776.22	9	106,800.00	4,750.00	4,187	63
		36	58,730.00	2,740.00	8,423	34
152	4,672.95	30	151,100.00	12,250.00	5,429	52
		75	41,640.00	7,540.00	8,460	69
113	3,648.37	13	140,500.00	5,945.00	6,454	68
		133	58,195.00	5,248.00	5,889	132
98	3,632.09	14	241,800.00	4,404.00	2,741	61
		106	66,385.00	5,684.00	3,508	104
182	5,667.36	12	229,150.00	5,531.00	3,619	61
		102	52,875.00	6,440.00	7,009	102
127	4,265.78	16	309,100.00	8,850.00	5,552	71
		87	68,300.00	4,559.00	3,625	91
145	4,204.70	7	200,500.00	12,250.00	7,460	44
		133	82,025.00	7,805.00	16,064	129
51	1,329.33	5	87,000.00	3,185.00	4,063	35
		84	45,850.00	5,180.00	8,478	80
226	6,059.96	27	305,100.00	21,875.00	6,129	111
		112	70,835.00	7,965.00	10,382	112
74	1,672.68	11	114,000.00	8,100.00	5,837	54
		109	47,775.00	5,424.00	12,533	109
118	3,129.02	16	242,500.00	9,925.00	6,840	52
		160	91,950.00	10,550.00	12,938	153
188	4,258.11	16	163,975.00	4,950.00	4,185	43
		114	54,300.00	7,643.00	11,024	110
265	7,863.73	81	4,570,750.00	365,590.00	2,742	696
		130	98,855.00	8,863.00	7,611	119
259	7,404.94	37	725,499.00	22,608.00	8,451	228
		220	128,130.00	10,975.00	11,886	227
225	6,532.67	14	250,800.00	15,751.00	5,538	62
		129	94,470.00	4,949.00	7,075	130
201	3,838.84	11	147,400.00	4,275.00	3,480	40
		121	61,000.00	4,371.00	3,592	119
155	6,800.46	10	172,000.00	7,475.00	6,500	57
		129	48,225.00	4,428.00	9,188	124
106	4,499.75	28	1,339,300.00	17,570.00	23,066	167
		100	133,255.00	7,145.00	9,421	106
123	2,587.14	12	127,300.00	8,215.00	5,413	37
		118	79,275.00	4,788.00	9,948	118

BIENNIAL REPORT OF THE
ABSTRACT [A]—CONTINUED—CITIES TOWNS AND

Counties	Pupils and Tuition				Non-resident	
	No. enrolled in each corporation	Previously enrolled in another district or corporation this year	Total average daily attendance in the whole corporation	Average cost of tuition per mo. for each pupil	Below 9th Grade	
					No.	Amount received
SIOUX						
Cities, towns and villages.....	2,231	96	1,852.1	3.77	41	721.79
Rural districts.....	3,075	205	2,197.8	3.67	10	207.45
STORY						
Cities, towns and villages.....	4,310	129	3,395	3.39	154	3,006.03
Rural districts.....	1,908	225	1,319	4.50	24	51.00
TAMA						
Cities, towns and villages.....	2,436	96	2,127	3.12	105	1,483.24
Rural districts.....	2,634	193	1,848	4.38	6	31.47
TAYLOR						
Cities, towns and villages.....	2,097	83	1,735	2.96	163	1,977.28
Rural districts.....	2,345	266	1,513.4	3.61	31	187.30
UNION						
Cities, towns and villages.....	2,819	32	2,222	2.68	51	451.40
Rural districts.....	1,478	89	955	4.09	3	28.00
VAN BUREN						
Cities, towns and villages.....	2,405	69	1,828	2.87	224	2,279.61
Rural districts.....	1,709	159	1,193	3.47	29	104.94
WAPELLO						
Cities, towns and villages.....	6,470	195	5,307	2.68	130	1,659.03
Rural districts.....	2,630	276	1,633	3.19	1	18.00
WARREN						
Cities, towns and villages.....	2,594	73	2,079	2.92	112	1,442.00
Rural districts.....	2,207	221	1,429	3.63	47	251.36
WASHINGTON						
Cities, towns and villages.....	2,470	84	1,939	3.29	71	1,024.26
Rural districts.....	2,255	248	1,232	4.92	25	145.52
WAYNE						
Cities, towns and villages.....	2,556	—	2,008	2.69	145	1,059.01
Rural districts.....	2,149	203	1,392	3.86	—	25.50
WEBSTER						
Cities, towns and villages.....	4,395	32	3,532	3.35	61	623.75
Rural districts.....	2,877	106	1,978	3.90	12	93.63
WINNEBAGO						
Cities, towns and villages.....	1,814	57	1,558.3	2.93	63	661.19
Rural districts.....	1,716	104	1,118.6	3.39	6	64.00
WINNESHIEK						
Cities, towns and villages.....	1,516	15	1,185	3.57	14	243.15
Rural districts.....	2,545	65	1,426	4.13	9	30.00
WOODBURY						
Cities, towns and villages.....	11,625	—	10,481	3.05	—	—
Rural districts.....	2,091	—	1,367	4.12	—	—
WORTH						
Cities, towns and villages.....	1,096	25	798	3.08	18	184.01
Rural districts.....	1,746	158	1,171	3.39	18	—
WRIGHT						
Cities, towns and villages.....	2,899	84	2,355	3.05	32	561.07
Rural districts.....	1,990	120	1,387	4.15	17	70.00
Total for cities, towns and villages.....	306,340	6,715	252,081.3	\$ 3.14	7,463	\$ 99,796.33
Total for rural districts.....	219,239	15,894	146,112.4	\$ 4.29	2,058	\$ 13,734.77
Total for the state.....	525,579	22,609	398,193.7	\$ 3.49	9,521	\$ 113,531.10

VILLAGES AND RURAL DISTRICTS.—CONTINUED.

Pupils and Tuition		General				
9th Grade and Above		No. of schoolhouses	Value of schoolhouses	Value of apparatus	No. of volumes in the libraries	Rooms in which effects of stimulants and narcotics are taught
No.	Amount received					
75	1,221.17	13	233,500.00	12,400.00	9,592	61
171	107,985.00	171	107,985.00	13,796.00	11,688	162
285	7,083.60	31	505,800.00	16,500.00	6,843	124
115	65,600.00	115	65,600.00	5,023.00	7,011	115
168	3,925.93	12	258,100.00	9,775.00	7,343	53
158	142,035.00	158	142,035.00	7,625.00	8,322	159
208	4,964.75	13	163,650.00	7,040.00	3,517	37
116	70,420.00	116	70,420.00	3,703.00	4,933	113
189	6,190.66	14	241,800.00	6,333.00	5,931	70
97	50,550.00	97	50,550.00	2,043.00	2,935	96
186	3,730.66	17	127,550.00	7,684.00	4,706	55
96	43,075.00	96	43,075.00	1,918.00	2,380	82
164	5,846.87	21	520,000.00	29,950.00	5,312	133
100	74,740.00	100	74,740.00	5,941.00	10,408	104
225	7,145.05	21	169,575.00	5,230.00	3,209	64
110	63,800.00	110	63,800.00	4,261.00	4,599	107
215	7,119.83	16	188,200.00	8,660.00	6,391	48
4	79,020.00	116	79,020.00	4,879.00	10,025	115
230	5,332.61	12	147,500.00	6,785.00	6,530	73
117	50,339.00	117	50,339.00	2,616.00	4,882	111
81	3,198.19	24	477,700.00	9,961.00	6,792	116
164	104,205.00	164	104,205.00	7,728.00	15,344	162
111	3,399.57	11	134,000.00	10,825.00	3,116	43
81	47,416.00	81	47,416.00	6,515.00	4,264	81
87	1,571.75	13	104,800.00	6,000.00	4,429	19
134	77,460.00	134	77,460.00	5,818.00	8,245	132
59	1,554.70	59	1,575,000.00	36,700.00	—	406
133	60.00	133	73,800.00	11,920.00	—	133
64	1,046.81	8	121,794.00	5,492.00	5,248	28
87	46,650.00	87	46,650.00	4,575.00	6,497	86
211	5,557.27	11	318,000.00	8,520.00	7,157	59
121	59,880.00	121	59,880.00	4,715.00	8,926	105
14,778	\$ 402,430.30	1,766	\$ 32,301,671.00	\$ 1,359,716.00	588,265	7,201
58	\$ 1,247.00	11,719	\$ 7,054,947.00	\$ 557,238.00	737,945	11,411
14,836	\$ 403,677.30	13,485	\$ 39,356,618.00	\$ 1,916,954.00	1,326,210	19,252

ABSTRACT [A-1]—REPORTS OF

Counties	Sub-districts	Corporations			Directors			Schools		
		School townships	Independent city, town and village corporations	Rural independent districts	School townships	Independent city, town and village	Rural independent	Number rooms in rural schools	Number rooms in graded schools	Average number months taught
Adair	129	15	5	10	130	25	30	139	36	8.5
Adams	74	9	5	27	81	25	81	96	32	8.5
Allamakee	60	9	7	62	64	35	186	123	48	8.3
Appanoose	90	13	12	22	86	60	66	118	136	8.4
Audubon	106	12	4		108	20		109	23	8.5
Benton	73	9	11	83	77	55	249	155	90	8.7
Black Hawk	67	9	5	56	67	27	168	123	226	8.6
Boone	86	11	9	30	85	45	117	147	84	8.7
Bremer	38	6	9	58	40	45	174	95	63	8.9
Buchanan	77	9	10	48	83	50	144	131	84	8.8
Buena Vista	66	8	2	5	46	10	15	96	96	8.4
Butler	96	11	10	39	97	50	117	134	72	8.7
Calhoun	120	15	9	1	118	45	3	121	76	8.6
Carroll	102	14	11	15	110	55	45	125	71	8.7
Cass	144	15	7	9	120	35	27	144	84	8.4
Cedar	98	12	14	28	100	64	84	128	67	8.5
Cerro Gordo	93	13	3	22	109	15	66	120	165	8.7
Cherokee	134	15	8	9	105	40	27	136	59	8.7
Chickasaw	53	5	9	49	55	34	86	108	54	8.1
Clarke	88	9	4	24	78	20	72	102	25	8.3
Clay	83	13	4	0	90	20	0	83	75	8.5
Clayton	137	18	16	19	142	80	57	157	81	8.5
Clinton	132	17	12	22	137	66	68	156	156	9.2
Crawford	102	19	11		160	55		160	75	8.8
Dallas	110	13	14	21	112	70	63	139	109	8.8
Davis	33	5	8	58	33	40	174	91	43	7.3
Decatur	66	9	10	44	71	50	132	111	94	8.3
Delaware	97	13	5	11	93	25	33	119	64	8.7
Des Moines	26	6	6	54	30	32	162	83	152	9.6
Dickinson	53	7	2		47	10		56	128	8.8
Dubuque	66	9	11	44	67	66	138	127	140	9.4
Emmet	64	9	2		65	10		72	64	8.8
Fayette	91	12	12	63	91	58	191	162	126	8.7
Floyd	95	11	4	11	104	20	33	106	79	8.9
Franklin	81	11	5	30	81	15	90	116	56	8.5
Fremont	91	10	7	13	92	35	41	105	69	9
Greene	126	14	8	9	126	40	27	135	67	8.5
Grundy	58	7	8	58	58	40	174	116	52	8.6
Guthrie	135	15	9	6	134	45	18	141	55	8.5
Hamilton	96	14	9	24	96	45	72	122	74	8.5
Hancock	124	16	8		128	40		124	56	8.5
Hardin	72	8	12	44	71	56	132	119	82	8.7
Harrison	100	16	6	24	100	30	72	133	102	9
Henry	32	4	10	57	34	50	171	94	73	8.6
Howard	93	11	4	7	94	20	21	101	38	8.5
Humboldt	68	8	10	9	68	50	27	88	83	8.7
Ida	95	12	4		101	20		95	35	8.7
Iowa	76	10	7	58	76	35	174	134	54	8.7
Jackson	103	14	10	36	104	50	108	143	67	8.7
Jasper	140	16	15	29	145	69	87	174	115	8.8

COUNTY SUPERINTENDENTS.

Teachers—Number, Employment, Compensation, Examination Necessary											
Number Em- ployed		Total Number Months Employed		Average No. Mo's Employed		Average Com- pensation Per Month		Certificates Issued		Number teachers necessary	
Male	Female	Male	Female	Male	Female	Male	Female	Male	Female		
21	245	120.5	1,450.5	5.7	5.9	\$ 80.02	\$ 52.37	3	67	187	
18	185	109	1,114	6	6	70.60	53.15	13	70	148	
16	213	111	1,263	6.9	5.9	90.27	49.99	7	140	171	
49	243	341	1,820.5	7	7.5	74.72	52.35	12	83	266	
16	193	104	1,062.5	5.9	5.5	73.52	53.47	8	65	132	
42	293	272.5	1,983	6.5	6.8	80.75	54.01	19	137	253	
34	409	306.5	3,088.8	9	7.6	112.72	61.97	16	128	428	
29	302	199.5	2,013	6.9	6.7	93.34	54.07	15	150	240	
17	206	120.5	1,239.5	7.1	6	102.00	52.21	5	75	170	
20	250	162.5	1,658	8.1	6.6	91.86	50.37	12	102	213	
23	222	173.5	1,414	7.5	6.4	89.50	53.32	7	119	190	
30	256	215	1,534	5.5	6	77.37	53.82	29	138	201	
21	267	152	1,753	7.2	6.6	93.93	54.68	7	129	230	
35	224	229.5	1,486	6.5	6.6	87.26	56.37	13	136	195	
22	290	152.5	1,814.1	6.9	6.3	90.82	54.10	6	170	229	
37	246	206.5	1,539.8	5.6	6.3	76.40	53.03	23	95	164	
34	289	261.5	2,187.5	7.6	7.6	104.91	62.64	2	82	285	
21	258	151	1,564.5	7.2	6.1	94.86	54.06		40	204	
21	204	139.5	1,209	6.6	5.9	87.24	52.95		11	108	
21	154	142.5	1,006.7	6.8	6.5	61.78	51.12	21	119	140	
25	160	207.5	1,234.2	8.3	7.7	84.55	53.91	24	129	155	
49	235	368	1,787	7.5	7.6	75.99	54.17	37	144	295	
32	325	269.5	2,764	9.4	8.5	107.06	61.07	28	173	353	
29	279	185	1,971.5	6.4	7.1	93.53	53.76	10	215	235	
41	303	255	2,129.5	6.2	7	90.61	56.49	11	145	278	
50	104	280	651	5.7	6.3	61.15	50.93	59	96	132	
40	189	277	1,346	6.9	7.1	74.45	54.76	24	153	201	
23	206	165.3	1,479.2	7.2	7.2	74.63	50.84	4	96	187	
35	236	334	2,073	9.5	8.8	93.63	65.58	11	102	265	
17	116	141.5	913	8.3	7.8	105.23	59.99	7	52	126	
23	283	212	2,517.3	9.2	8.9	137.42	58.47	6	206	300	
6	129	53	1,048.2	8.8	8.1	121.31	59.24	1	76	126	
31	307	220	2,170.2	7.1	7.1	90.33	55.05	18	197	289	
17	219	141	1,552	8.3	7.1	100.68	55.38	8	107	183	
19	229	140	1,391	7.3	6.1	88.42	54.09	3	58	181	
17	203	135.5	1,498	8	7.4	97.00	52.62	6	159	183	
36	246	212	1,508.5	6	6.1	77.24	51.68	15	155	205	
32	189	195	1,240	6.1	6.5	83.34	55.99	11	67	170	
50	285	258	1,547	5.1	5.4	72.15	52.75	19	116	218	
28	236	184	1,491.2	6.5	6.3	86.16	56.69	24	126	204	
17	188	137.2	1,391.5	8.1	7.4	82.31	52.69	2	91	182	
35	256	225	1,785	6.4	7	98.40	58.26	12	240	243	
33	275	269	1,928	8.1	7	96.25	56.78	3	76	257	
13	197	170	1,342	7.4	6.7	88.97	55.10	17	133	189	
18	161	85.7	1,089	6.5	6.8	82.25	50.77	6	62	139	
20	178	145.5	1,314	7.3	7.4	95.08	52.85	5	89	170	
16	170	115.5	1,151	7.2	6.8	88.45	54.55	3	64	145	
30	230	224	1,443	7.5	6.3	72.56	54.21	4	82	260	
18	233	153	1,717	8.5	7.4	86.00	52.19	7	205	212	
48	316	313	2,268	6.5	7.2	89.11	55.54	35	189	308	

ABSTRACT [A-1]—REPORTS OF

Counties	Corporations			Directors			Schools			
	Sub-districts	School townships independent city, town and village corporations	Rural independent districts	School townships	Independent city, town and village	Rural independent	Number rooms in rural schools	Number rooms in graded schools	Average number months taught	
Jefferson	68	9	6	23	68	30	60	91	64	8.5
Johnson	114	16	5	43	121	25	129	162	79	8.7
Jones	60	9	9	52	71	45	156	126	80	8.6
Keokuk	23	2	14	91	23	70	273	116	118	8.6
Kossuth	198	27	11	1	203	55	3	195	91	8.7
Lee	47	7	8	57	49	44	161	103	118	8.9
Linn	106	11	19	55	165	165	165	469	9.2	
Louisa	56	9	10	19	58	57	57	76	58	8.5
Lucas	32	4	4	58	33	20	174	91	56	8.4
Lyon	94	13	8	10	97	40	32	131	49	8.7
Madison	108	13	7	19	105	35	57	132	56	8.5
Mathaska	70	9	9	56	67	41	168	129	126	8.6
Marion	14	3	15	81	17	65	243	116	134	8.6
Marshall	50	9	5	41	51	27	123	91	181	8.8
Mills	20	4	7	57	20	37	171	85	68	8.9
Mitchell	49	7	6	32	44	30	96	82	59	8.7
Monona	114	16	10	9	124	50	31	136	74	8.7
Monroe	62	7	7	35	65	35	105	105	97	8.2
Montgomery	85	10	6	17	90	30	51	103	80	8.6
Muscatine	67	11	7	20	67	35	60	87	110	9.4
O'Brien	124	16	6	1	128	30	---	133	67	8.9
Oseola	84	10	4	1	85	20	3	84	39	8.7
Page	60	10	12	43	60	56	129	116	134	8.7
Palo Alto	109	16	6	109	30	---	---	109	86	8.6
Plymouth	161	22	10	1	159	70	3	164	87	9
Pocahontas	120	15	7	8	108	35	24	118	61	8.7
Polk	85	13	9	34	91	47	102	128	672	9.3
Pottawattamie	220	24	13	16	213	67	48	236	219	8.9
Poweshiek	113	14	8	16	120	40	48	131	94	8.6
Ringgold	85	10	10	42	64	50	126	124	50	8.5
Sac	114	14	9	19	102	45	57	121	64	8.7
Scott	77	13	10	19	87	52	59	98	291	9.8
Shelby	117	16	6	2	120	30	6	121	45	8.7
Sioux	170	21	12	2	165	60	8	172	79	9
Story	93	13	17	22	99	85	66	124	161	8.7
Tama	90	11	11	67	94	55	201	161	89	8.5
Taylor	90	12	11	26	96	55	78	117	81	8.6
Union	87	10	7	10	85	35	30	97	96	8.7
Van Buren	55	5	14	42	38	68	126	106	64	7.6
Wapello	55	8	7	49	54	37	120	104	135	9
Warren	37	5	11	60	40	53	207	112	82	8.5
Washington	40	5	10	77	42	50	231	116	78	8.7
Wayne	93	13	10	24	99	46	72	116	79	8.3
Webster	137	18	11	27	137	47	81	168	125	8.7
Winnebago	69	9	7	12	73	35	36	83	80	8
Winneshiek	101	14	12	33	104	60	99	135	59	8.2
Woodbury	94	12	10	35	93	52	105	147	392	9
Worth	88	12	6	---	88	30	---	89	48	8.2
Wright	113	15	8	8	113	40	24	124	88	8.7
Total	8,835	1,138	850	2,828	8,863	4,223	8,435	11,968	9,585	8.5

COUNTY SUPERINTENDENTS.—CONTINUED.

Teachers—Number, Employment, Compensation, Examination Necessary												
Number Employed		Total Number Months Employed		Average No. Mo's Employed		Average Compensation Per Month		Certificates Issued		Number teachers necessary		
Male	Female	Male	Female	Male	Female	Male	Female	Male	Female			
25	179	173.5	1,148.5	6.9	6.4	86.00	54.03	6	89	100		
48	268	322	1,848.5	6.7	6.9	80.54	55.87	28	176	248		
25	219	167.2	1,454	6.7	6.9	91.04	53.01	10	130	225		
43	239	279.2	1,605.5	6.5	6.8	80.92	55.92	24	141	131		
27	338	195.5	2,235	7.2	6.6	88.71	53.09	5	76	290		
29	242	248.2	1,838.5	8.6	7.6	105.80	60.19	9	110	252		
55	580	384.5	4,739	7	8.2	96.07	60.08	---	---	685		
27	138	176.2	994.5	6.5	7.2	82.75	54.15	12	94	149		
21	156	158	1,046	7.5	6.7	71.29	52.70	14	93	147		
24	191	175.7	1,466.7	7.3	7.7	84.11	53.30	13	137	192		
27	252	189.7	1,386	7	5.5	72.45	50.46	20	116	187		
33	262	210	1,861.7	6.5	7.1	88.19	58.90	13	139	244		
30	261	209.5	1,979.5	6.9	7.6	89.68	56.72	11	106	270		
31	287	230	2,134	7.6	7.4	100.56	62.68	12	141	270		
16	154	134	1,167.5	8.4	7.5	95.98	55.69	7	96	150		
19	152	132.5	1,204.7	6.9	7.9	97.01	53.18	6	79	160		
13	241	129.5	1,714.2	7.2	7.2	99.78	54.57	3	123	224		
22	189	162	1,465	7.4	7.7	72.84	51.25	17	135	211		
26	201	178.7	1,327.7	6.8	6.8	86.04	54.90	15	83	184		
25	232	179	1,922.3	7.2	8.3	98.01	59.48	15	137	218		
23	225	172.5	1,767.5	7.5	7.9	97.21	54.49	9	124	211		
14	133	76	950	5.4	7.2	87.29	52.55	3	72	124		
30	257	242.4	2,012.6	8.1	7.8	97.38	56.57	13	175	259		
21	184	163	1,364	8	7.4	91.65	53.14	6	186	186		
16	272	127	2,018	8	7.4	110.51	54.66	10	162	243		
21	228	153	1,417	7.2	6.2	90.65	53.74	13	123	249		
91	820	804	7,361.4	8.7	9	119.93	83.56	61	298	862		
41	549	300.3	4,268.5	7.3	7.8	110.13	58.59	29	337	592		
42	285	268.5	1,671.5	6.4	5.6	78.45	55.46	20	101	231		
26	170	169	1,293.5	6.5	7.6	82.45	54.20	10	117	175		
24	222	182	1,563.5	7.6	7.2	92.05	54.14	10	118	202		
53	397	490	3,465.5	9.2	7.1	134.83	69.21	19	220	424		
23	234	150	1,390.8	6.5	5.9	77.75	51.30	16	154	257		
32	247	249.5	2,087.5	7.8	8.4	83.02	54.94	14	167	260		
38	298	256	2,133	6.7	7.2	105.33	57.78	12	141	289		
39	287	230	1,904.5	6	6.6	78.68	55.89	21	186	249		
28	202	189.5	1,424.7	6.8	7.1	74.81	53.65	13	108	190		
23	194	155	1,428.5	6.7	7.4	77.62	54.70	16	153	187		
30	167	195.8	1,095	6.5	6.5	76.03	51.03	15	79	170		
27	274	224	2,365.5	8.3	8.6	119.61	62.25	10	165	291		
38	214	267.3	1,400.1	7	6.5	72.50	54.02	21	102	207		
23	185	156	1,567	8	7.2	83.48	54.89	16	156	201		
40	182	300.8	1,250	7.5	6.7	71.61	53.07	21	107	192		
25	384	195.5	2,558.5	7.8	6.6	117.00	67.50	11	225	330		
13	157	88.7	1,063.7	6.8	6.8	106.46	53.60	6	161	148		
23	205	128	1,325	5.5	6.4	88.91	54.75	3	161	228		
66	673	517	4,794	7.8	8.4	131.95	55.26	29	409	448		
9	127	63.5	915.7	7	7.2	98.08	50.06	4	53	125		
19	256	153	1,747	8	7	103.66	55.21	---	---	225		
2,858	24,372	20,513.6	174,165.1	7.2	7.1	\$ 90.60	\$ 57.40	1,325	12,873	22,841		

ABSTRACT [A-2]—REPORTS OF

Pupils—Enumeration.

Counties	No. of Persons Between the Ages of 5 and 21 Years		No. of Persons of the Ages of 7 to 16 Inclusive		No. of Persons 7 to 16 Not Attending School		Total enrollment	Previously enrolled	Total average attendance
	Male	Female	Male	Female	Male	Female			
Adair	2,248	2,176	1,532	1,465	36	28	3,687	177	2,619.6
Adams	1,673	1,587	1,134	1,063	16	10	2,905	90	2,051.7
Allamakee	2,732	2,616	1,768	1,703	71	48	3,782	165	2,641
Appanoose	5,081	4,909	3,308	3,623	53	34	8,476	282	6,516
Audubon	1,934	1,869	1,358	1,373	10	29	3,176	60	2,273
Benton	3,447	3,259	2,255	2,060	16	27	5,241	194	3,858.5
Black Hawk	6,873	7,035	4,365	4,407	21	9	9,437	437	7,912
Boone	4,162	4,029	2,786	2,800	25	18	6,758	211	5,073.1
Bremer	2,595	2,557	1,580	1,577	59	63	3,807	335	2,595
Buchanan	2,747	2,778	1,748	1,781	20	18	4,556	315	3,303
Buena Vista	2,644	2,576	1,864	1,868	25	23	4,211	204	3,271
Butler	2,766	2,534	1,932	1,771	45	27	4,650	345	3,382
Calhoun	2,619	2,491	1,775	1,652	26	21	4,406	96	3,406
Carroll	3,287	3,266	2,171	2,125	45	25	3,957	412	2,981
Cass	2,910	2,792	1,915	1,808	42	23	5,255	345	3,915
Cedar	2,461	2,343	1,606	1,689	26	19	4,013	143	3,154
Cerro Gordo	4,030	4,128	2,578	2,613	10	5	6,542	279	5,220
Cherokee	2,431	2,255	1,721	1,580	13	8	3,671	189	2,897.1
Chickasaw	2,590	2,509	1,643	1,618	47	27	3,322	292	2,608
Clarke	1,626	1,553	1,013	946	35	40	2,974	116	1,849
Clay	2,251	2,207	1,446	1,429	18	6	3,619	175	2,723
Clayton	3,781	3,610	2,407	2,402	57	57	5,504	156	4,024
Clinton	5,979	5,996	3,648	3,580	74	40	8,021	336	6,288
Crawford	3,234	3,046	2,158	2,052	53	41	4,722	240	3,360
Dallas	3,385	3,428	2,282	2,292	24	19	6,278	219	4,717
Davis	2,248	2,053	1,498	1,304	31	27	3,527	122	2,603
Decatur	2,769	2,709	1,748	1,740	18	22	5,078	410	3,678
Delaware	2,853	2,830	1,860	1,920	31	23	4,249	180	3,129.6
Des Moines	4,594	4,652	2,760	2,788			6,666	169	5,299
Dickinson	1,758	1,568	1,150	1,024	33	29	2,764	230	2,037
Dubuque	8,729	8,897	5,070	5,131	24	11	6,695	184	5,020
Emmet	1,821	1,796	1,278	1,281	48	38	3,227	189	2,461.6
Fayette	4,482	4,204	2,738	2,713	44	40	6,426	425	4,908
Floyd	2,441	2,408	1,625	1,554	22	5	4,115	66	3,205
Franklin	2,420	2,297	1,673	1,595	29	27	4,070	207	3,030
Fremont	2,327	2,349	1,628	1,574	49	31	4,057	137	3,049
Greene	2,179	2,181	1,611	1,597	30	18	4,160	403	3,085
Grundy	2,166	2,036	1,431	1,406	55	42	3,416	141	2,560
Guthrie	2,672	2,541	1,849	1,735	28	20	4,954	285	3,520
Hamilton	2,865	2,938	1,774	1,899	11	8	4,825	146	3,534
Hancock	2,404	2,375	1,541	1,519	39	23	3,807	196	2,767
Hardin	3,131	2,945	2,066	1,986	97	41	5,359	170	4,119
Harrison	3,875	3,669	2,633	2,537	18	15	6,637	320	4,924
Henry	2,406	2,504	1,620	1,606	22	28	4,200	184	3,245
Howard	2,348	2,188	1,532	1,453	42	21	2,992	224	2,161
Humboldt	2,017	1,916	1,305	1,267	15	16	3,336	144	2,451.8
Ida	1,735	1,628	1,144	1,077	9	8	2,693	114	2,052
Iowa	2,824	2,860	1,827	1,864	58	41	4,387	202	3,250.6
Jackson	3,064	2,936	1,924	1,864	27	10	4,326	138	3,374
Jasper	3,911	3,972	2,632	2,624	45	41	6,813	200	5,120.9
Jefferson	2,327	2,317	1,490	1,530	20	17	3,900	176	3,081

COUNTY SUPERINTENDENTS.—CONTINUED.

Average Tuition per month	Enrollment, Tuition				General				
	Non-resident Pupils and Tuition				Number of schoolhouses	Value of schoolhouses	Value of apparatus	Number of volumes in libraries	Rooms in which the effects of stimulants and narcotics are taught
	Below 9th Grade	9th Grade and Above	Number	Amount received					
\$3.84	59	\$ 694.40	101	\$ 3,201.00	145	\$ 210,555	\$ 8,077	10,383	173
3.83	20	236.05	121	3,210.31	109	114,775	4,100	3,355	123
3.34	59	697.45	109	4,113.31	132	233,965	12,705	12,325	156
2.20	129	1,222.39	183	5,088.47	136	354,060	20,835	10,604	212
3.30	67	507.75	93	2,664.86	113	158,670	10,567	6,063	129
3.83	138	1,644.87	143	5,083.84	172	310,878	15,283	17,806	225
3.21	59	868.75	136	2,613.88	155	1,079,060	14,056	17,268	350
2.89	153	1,599.18	153	5,005.12	154	384,560	13,671	18,031	227
3.33	138	1,539.04	142	3,987.44	108	222,845	14,061	13,779	141
3.30	125	1,140.58	246	3,200.75	140	326,500	18,946	11,283	135
3.49	24	424.48	83	2,735.68	108	330,295	19,015	18,020	152
3.36	166	1,723.42	159	5,031.24	147	244,696	11,895	15,652	180
3.85	102	1,777.44	205	4,337.88	141	314,400	15,087	16,831	185
4.07	72	774.35	135	4,243.16	139	301,995	15,788	11,912	175
3.41	111	1,286.65	262	5,985.61	152	276,610	8,880	16,051	206
3.60	154	2,049.03	139	4,107.27	140	261,150	10,720	13,267	174
3.61	46	305.75	148	4,846.59	142	913,535	15,131	12,357	184
3.99	72	1,492.20	191	5,497.18	147	216,150	11,792	25,861	178
3.55	52	524.71	94	3,614.84	117	171,105	12,406	9,578	145
3.38	11	134.99	144	2,777.39	108	112,800	3,000	5,092	127
3.63	29	417.75	139	4,863.09	98	268,935	17,195	13,616	126
3.63	76	1,221.20	166	4,700.50	177	320,850	19,621	15,234	218
3.45	68	562.05	140	4,259.24	185	623,535	19,372	24,497	293
4.17	62	502.60	88	2,252.56	183	253,305	30,140	13,024	220
3.46	211	3,278.33	263	7,397.26	159	432,540	15,446	16,948	235
2.68	104	554.07	56	1,057.57	99	120,300	14,767	3,862	122
3.09	136	746.97	225	4,360.24	123	209,470	13,384	8,747	179
3.22	67	237.65	85	2,105.91	139	225,180	10,754	12,552	162
3.32	38	544.00	145	5,124.87	160	616,775	39,135	6,282	229
3.86	32	305.75	64	2,271.25	66	317,195	14,988	11,843	92
3.71	22	436.78	7	944.00	148	676,275	15,473	16,727	236
3.15	47	189.70	77	2,297.56	83	263,100	13,166	14,474	130
3.33	73	663.95	183	3,815.31	182	470,320	19,303	25,734	243
3.48	74	1,173.75	68	1,302.96	118	355,355	13,717	13,781	189
3.40	34	560.08	83	2,888.50	126	302,495	12,523	10,455	164
3.36	105	1,266.74	201	4,470.18	121	201,600	11,100	13,774	152
3.55	74	958.28	180	3,897.59	146	287,945	8,519	10,707	172
3.88	108	907.50	110	3,220.00	125	152,640	12,058	7,513	142
3.36	83	1,173.64	127	2,379.06	154	268,400	7,747	8,909	187
3.36	117	1,034.79	89	1,822.24	134	256,190	12,500	10,379	185
3.58	56	336.00	113	1,982.41	135	215,000	13,829	15,005	172
3.56	108	1,486.18	132	5,190.41	137	384,045	15,065	15,389	193
3.04	124	1,257.50	255	4,254.32	144	320,275	14,472	11,964	201
3.20	79	990.85	181	5,395.14	109	221,750	6,985	10,831	154
3.32	85	872.20	87	2,217.60	108	140,775	6,521	11,145	118
3.33	162	2,143.54	145	2,942.16	104	214,015	11,860	16,197	147
4.16	30	621.38	86	3,358.46	102	138,650	11,112	12,148	126
3.35	175	1,966.53	165	2,644.88	143	247,890	19,482	16,303	183
3.53	40	495.90	154	2,775.03	150	232,835	13,163	8,337	190
3.34	102	1,839.05	233	7,307.61	190	400,856	11,651	10,403	229
2.99	59	933.52	176	5,569.31	99	255,675	10,061	8,908	129

ABSTRACT [A-2]—REPORTS OF

Counties	Pupils—Enumeration									
	No. of Persons Between the Ages of 5 and 21 Years		No. of Persons of the Ages of 7 to 16 Inclusive		No. of Persons of 16 Not At-tending School		Total enrollment	Previously enrolled	Total average attendance	
	Male	Female	Male	Female	Male	Female				
Johnson	3,324	3,356	2,160	2,095	21	21	5,290	144	4,213	
Jones	2,882	2,823	1,842	1,804	36	20	4,288	200	3,287	
Kookuk	3,262	3,194	2,176	2,091	41	29	5,128	437	3,949	
Kossuth	4,259	4,092	2,736	2,628	27	23	5,882	248	4,166	
Lee	4,797	4,967	2,964	3,005	21	11	6,407	85	5,671	
Linn	9,698	9,842	6,324	6,367	12	20	14,228	346	11,145	
Louisa	1,956	1,823	1,247	1,116	98	57	3,389	259	2,342	
Lucas	2,430	2,252	1,660	1,366	15	13	4,244	215	3,157	
Lyon	2,618	2,407	1,600	1,670	48	43	3,908	296	2,326	
Madison	2,270	2,217	1,415	1,422	8	19	4,079	230	2,331	
Manaska	4,950	4,251	2,600	2,675	70	57	6,564	434	4,879	
Marion	3,802	3,543	2,621	2,433	120	69	6,882	314	5,142	
Marshall	4,417	4,282	2,877	2,798	196	141	6,759	317	5,149	
Mills	2,264	2,191	1,549	1,432	60	22	3,756	301	2,772	
Mitchell	2,110	2,128	1,353	1,329	5	8	3,256	145	2,464	
Monona	2,384	2,661	1,859	1,859	26	21	4,366	195	3,210	
Monroe	3,953	3,797	2,459	2,498	65	49	6,962	291	5,447	
Montgomery	2,364	2,287	1,611	1,632	29	4	4,156	363	3,129	
Muscatine	3,849	3,734	2,462	2,326	22	9	5,612	140	4,311	
O'Brien	2,807	2,783	1,805	1,854	11	9	4,296	241	3,172	
Osceola	1,948	1,473	1,065	1,024	44	27	2,303	124	1,850.3	
Page	3,419	3,292	2,346	2,185	12	4	5,745	253	4,651	
Palo Alto	2,412	2,250	1,758	1,619	31	26	4,710	202	3,729	
Plymouth	3,555	3,621	2,214	2,270	33	27	4,819	150	3,669	
Pocahontas	2,468	2,341	1,599	1,603	33	18	3,455	258	2,369	
Pottawattamie	17,091	17,147	10,196	10,425	89	63	29,915	270	20,773	
Folk	8,322	8,264	5,163	5,086	60	18,180	248	10,180	2	
Poweshiek	2,873	2,753	1,916	1,843	37	18	4,888	230	3,703	
Ringgold	3,159	3,010	1,622	1,429	22	11	3,788	244	2,683	
Sac	2,406	2,568	1,696	1,742	29	15	3,870	132	3,673.9	
Scott	2,679	2,808	1,520	1,612	29	18	11,160	163	8,406	
Shelby	2,629	2,517	1,707	1,640	41	29	3,665	216	2,625.3	
Sioux	4,387	4,109	2,789	2,636	29	12	5,306	301	4,469.9	
Story	3,622	3,692	2,023	2,044	29	22	6,278	334	4,114	
Tama	3,189	3,079	2,084	2,083	26	25	5,070	219	3,970	
Taylor	2,367	2,361	1,697	1,661	22	33	4,442	349	3,548.4	
Union	2,299	2,212	1,491	1,474	62	26	4,267	121	3,177	
Van Buren	3,214	2,099	1,466	1,420	29	28	4,114	228	3,021	
Wapello	5,758	5,696	3,400	3,275	71	45	9,100	471	6,949	
Warren	2,646	2,638	1,788	1,821	21	24	4,801	224	3,248	
Washington	2,890	2,814	1,867	1,878	27	29	4,723	232	3,171	
Wayne	2,904	2,497	1,639	1,574	92	67	4,705	203	3,400	
Weaver	5,470	5,271	3,233	3,170	44	40	7,672	128	5,510	
Winnebago	2,294	2,291	1,414	1,450	29	2	3,589	161	2,676.9	
Winneshek	3,545	3,229	2,194	2,089	60	69	4,761	80	2,411	
Woodbury	11,872	11,677	6,008	6,021	64	59	13,716	11,848		
Worth	1,819	1,697	1,181	1,149	29	17	2,792	183	1,969	
Wright	3,520	3,500	2,009	2,162	14	13	4,850	204	3,742	
Total	343,301	335,545	220,574	216,510	1,749	2,782	905,579	22,000	309,143.7	

COUNTY SUPERINTENDENTS—CONTINUED.

County	Enrollment, Tuition				General					
	Non-resident Pupils and Tuition				Number of schoolhouses	Value of schoolhouses	Value of apparatus	Number of volumes in libraries	Rooms in which the effects of stimulants and narcotics are taught	
	Average Tuition per month	Below 9th Grade	9th Grade and Above	Number						
	Number	Amount received	Number	Amount received						
Johnson	3.54	188	4,337.84	146	4,790.75	173	488,833	28,792	35,362	215
Jones	3.23	188	1,024.53	120	3,117.11	177	281,370	14,140	15,481	186
Kookuk	3.22	211	1,345.89	257	6,119.96	218	287,240	15,804	14,816	178
Kossuth	3.75	102	789.60	194	3,440.53	125	300,043	31,556	29,713	256
Lee	3.07	47	268.12	116	5,270.55	126	529,350	14,000	10,428	180
Linn	3.12	136	3,436.80	223	11,066.16	272	1,468,597	22,039	22,827	439
Louisa	3.08	92	754.29	173	3,732.09	99	189,740	8,859	10,021	137
Lucas	3.28	58	907.60	169	3,324.09	87	240,940	7,870	9,124	131
Lyon	2.79	78	1,733.63	77	1,916.43	160	179,470	14,513	11,250	160
Madison	3.43	69	838.78	216	4,445.07	142	178,990	8,171	7,056	176
Manaska	3.05	144	2,025.84	163	3,079.97	144	425,985	17,028	9,823	296
Marion	2.97	76	400.06	68	1,434.35	135	305,095	12,967	10,593	223
Marshall	3.26	106	1,688.96	119	2,792.92	117	679,616	16,425	13,716	241
Mills	3.40	101	994.21	133	3,776.22	94	165,580	7,460	13,610	130
Mitchell	3.59	79	485.33	132	4,672.95	105	192,740	19,700	18,880	123
Monona	3.81	161	2,995.29	113	2,618.37	146	198,065	11,108	6,349	165
Monroe	1.98	67	968.07	98	3,622.09	130	308,155	10,988	12,243	200
Montgomery	3.32	104	834.72	182	5,667.36	114	282,025	11,971	10,628	163
Muscatine	3.25	104	1,868.59	127	4,265.78	103	377,400	13,409	9,177	162
O'Brien	3.68	76	2,120.25	145	4,304.70	140	282,325	20,264	21,234	173
Osceola	3.88	44	545.85	31	1,229.37	89	128,850	8,265	13,841	115
Page	3.54	112	1,338.64	229	6,029.96	159	373,035	29,840	16,511	223
Palo Alto	3.65	70	960.00	74	1,672.68	129	161,775	13,254	18,270	163
Plymouth	3.01	107	794.72	179	3,289.12	170	324,450	20,473	19,778	295
Pocahontas	4.13	98	774.51	158	4,255.11	139	218,275	12,528	15,969	134
Pottawattamie	3.05	150	1,498.84	295	7,823.75	271	4,009,065	374,453	10,323	736
Folk	3.15	138	1,911.50	259	7,404.94	237	833,679	32,568	20,237	455
Poweshiek	3.45	127	1,565.67	225	6,522.67	142	345,270	20,709	12,413	192
Ringgold	3.76	104	877.96	201	3,828.84	128	208,400	8,646	7,072	159
Sac	3.89	81	1,138.59	155	6,800.45	139	229,255	11,903	15,697	181
Scott	3.65	100	1,899.00	126	4,469.75	128	1,472,555	24,719	32,487	273
Shelby	3.78	93	969.79	123	2,587.14	130	306,375	18,978	15,391	155
Sioux	3.71	51	959.24	73	1,221.17	184	341,488	36,196	21,284	222
Story	3.07	178	3,057.03	335	7,983.00	146	371,400	21,623	18,254	220
Tama	3.67	111	1,514.71	208	3,925.00	170	499,135	17,400	15,670	212
Taylor	3.24	194	2,164.58	268	4,994.75	129	254,070	10,745	8,430	150
Union	3.25	54	479.49	189	6,190.06	111	292,550	8,578	8,866	166
Van Buren	3.10	253	2,384.55	380	3,720.66	113	179,635	9,692	7,686	137
Wapello	2.78	121	1,677.63	164	5,846.87	221	694,740	35,891	15,729	237
Warren	2.19	139	1,034.95	223	7,145.95	121	223,275	9,493	7,868	171
Washington	3.86	96	1,160.78	219	7,119.83	122	297,239	13,536	14,416	168
Wayne	3.11	145	1,084.51	230	5,322.61	129	197,829	6,101	3,102	184
Weaver	3.04	73	717.35	81	3,598.19	148	381,995	17,680	22,126	278
Winnebago	3.54	69	725.10	111	3,259.57	92	181,416	17,340	7,280	121
Winneshek	3.85	25	278.18	87	1,971.73	147	185,930	11,818	11,674	151
Woodbury	3.17	127	1,184.88	161	3,914.79	192	1,048,590	48,620		529
Worth	3.25	36	184.01	64	1,046.79	95	198,444	10,067	11,743	114
Wright	3.43	49	681.67	211	5,567.27	132	377,660	13,225	16,063	164
Total	53.49	9,261	\$113,531.10	14,326	\$406,677.30	3,480	\$99,326,618	\$ 1,916,964	\$ 1,226,210	19,232

ABSTRACT [B]—REPORTS OF
SCHOOL FINANCES

TEACHERS'

County	On hand July 1, 1915	Debit					Received from tuition	Received by transfer from schoolhouse fund	Total Credit or Debit
		Received from district tax	Received from semi-annual appointments	Received from state	Received from other sources	Received from schoolhouse fund			
Jefferson	30,023.40	68,219.35	2,178.00	750.00	6,502.83	96.32		708.10	
Johnson	20,921.50	117,840.25	25,850.30	750.00	7,566.45			4,158.45	
Jones	44,101.45	85,500.49	11,508.20	1,125.00	4,741.04	182.00		1,030.01	
Keokuk	56,446.67	102,351.58	11,836.90	750.00	7,464.95	227.62		2,564.35	
Kossuth	38,959.69	136,612.92	14,771.59	375.00	2,339.27	165.61		1,400.18	
Lee	28,059.78	150,594.23	15,170.44	1,125.00	3,069.07			35,231.44	
Linn	26,855.95	219,114.49	31,078.73	497.67	15,291.40			2,438.31	
Louisia	36,879.22	62,919.77	4,725.92		4,804.21	270.32		62.88	
Lucas	25,034.12	54,005.02	6,158.68		2,662.92	14.32		940.99	
Lyon	49,562.28	81,459.23	11,250.00	750.00	3,552.09	466.00		1,087.68	
Madison	35,062.66	73,050.22	9,511.91	1,125.00	4,555.48	245.43		1,702.00	
Malhaska	27,935.29	111,214.80	17,227.48	750.00	5,159.61			4,464.66	
Marion	68,023.60	95,597.56	12,598.71	1,125.84	2,035.33	4,572.21		16,175.29	
Marshall	45,779.35	148,337.15	13,697.56	2,500.00	5,159.22			5,266.97	
Mills	28,099.49	62,391.47	8,458.88		4,266.22			6,356.59	
Mitchell	26,820.40	71,818.14	10,878.67	3,110.31	2,425.71			5,297.28	
Monona	48,880.86	102,154.07	14,769.32	1,125.00	6,643.00			30.49	
Monroe	28,219.10	82,084.47	10,048.00	375.00	3,656.89			1,002.54	
Montgomery	33,461.25	91,923.86	9,176.70	750.00	3,635.92			89.00	
Muscatine	35,794.13	117,919.89	14,055.30	750.00	6,134.27			22.80	
O'Brien	55,184.14	101,782.47	12,655.84	1,875.00	5,992.85			5,270.00	
Oceola	10,887.94	31,856.98	6,705.70	750.00	1,876.04	19.34		1,671.70	
Page	30,054.18	128,331.91	15,699.74	750.00	6,922.82	300.00		3,300.27	
Palo Alto	89,172.50	89,172.50	3,000.00		3,281.56			5,878.76	
Plymouth	26,726.87	107,029.00	15,968.90		5,903.38			1,491.58	
Pocahontas	41,730.61	99,843.10	10,484.00	1,075.00	4,297.46			1,788.41	
Polk	37,437.96	698,373.62	38,356.64	13,919.00	238.96			4,092.00	
Pottawattamie	87,143.30	271,289.77	28,861.63	1,599.00	9,217.45	208.46		290.04	
Poweshiek	51,800.81	101,057.79	12,391.00	1,000.00	6,697.74	131.25		444.17	
Ringgold	23,467.73	77,018.79	7,443.65	750.00	5,191.92	443.88		390.75	
Sac	87,416.19	87,416.78	22,276.87		7,727.45			1,547.75	
Scott	69,337.43	274,373.21	35,746.59	375.00	6,393.41			397.70	
Shelby	62,620.61	81,829.69	11,641.69	1,875.00	4,080.39	692.60		2,656.51	
Sioux	98,759.58	123,329.07	15,641.46	1,125.00	2,277.47	313.68		1,087.87	
Story	58,326.08	128,150.69	14,455.11	1,900.00	10,149.60			6,084.70	
Tama	74,643.79	117,162.09	16,649.90	970.00	4,814.71	.94		1,412.32	
Taylor	32,472.54	78,812.87	10,750.79	1,125.00	7,129.33	1,115.81		857.00	
Union	30,574.06	81,090.73	8,912.18	375.00	6,847.67			802.00	
Van Buren	36,224.34	61,445.50	6,094.60	375.00	6,155.08			3,307.46	
Wapello	37,995.58	136,990.04	17,391.53	750.00	6,071.82			1,486.79	
Warren	44,205.29	78,136.67	10,953.32		8,772.09	17.85		2,339.16	
Washington	30,225.14	95,208.08	12,850.53	750.00	8,184.50			2,039.74	
Wayne	37,400.69	79,289.80	11,170.18	1,125.00	6,417.12	305.49		599.29	
Webster	10,328.83	133,004.43	18,822.41		3,989.54	268.17		3,367.56	
Winnebago	18,295.26	64,402.69	8,322.50	1,900.00	4,154.66			499.29	
Winnowishiek	25,135.21	66,617.80	11,630.80		1,214.66			32.50	
Woodbury	42,942.57	280,779.66	9,890.76	1,650.32	4,154.66			4,942.54	
Worth	19,251.41	47,570.42	6,379.70	750.00	1,061.98			6,043.71	
Wright	45,157.43	101,972.02	12,872.12	1,875.00	3,676.88	29.93		312.32	
Total	4,316,240.40	210,840,122.14	1,250,491.92	105,250.25	408,998.00	822,737.60		5,212,840.01	

COUNTY SUPERINTENDENTS—CONTINUED.

JULY 1, 1915, TO JUNE 30, 1916

FUND	Received from other sources	Total Credit or Debit	Credit					On hand June 30, 1916
			Paid Teachers Since Last Report		Paid for tuition	Paid for library books	Paid for other purposes	
			Males	Females				
	708.10	115,471.60	15,286.43	61,938.44	4,739.54	66.72	485.37	33,101.36
	4,158.45	174,952.10	24,227.36	107,096.65	2,342.60	213.56	2,868.67	35,457.53
	1,030.01	148,947.36	15,430.87	76,978.30	2,837.87	94.09	1,809.16	35,423.41
	2,564.35	282,715.18	22,568.16	89,794.26	6,182.02	32.62	2,306.40	62,769.67
	1,400.18	214,714.24	17,943.01	151,667.11	3,407.16	141.08	3,438.60	69,095.41
	35,231.44	214,580.01	26,294.02	110,252.43	2,313.41	38.12	35,206.96	30,757.56
	2,438.31	450,826.02	36,948.75	331,664.06	9,397.18	116.22	1,147.90	90,752.02
	62.88	100,800.67	16,298.06	69,937.94	2,938.26	2.10	1,313.89	31,819.89
	940.99	89,660.60	11,293.02	59,134.10	3,120.05	122.23	152.30	18,842.75
	1,087.68	361,289.64	14,782.69	78,385.74	2,734.77	189.74	4,763.14	64,763.14
	1,702.00	125,030.99	15,990.40	71,964.00	4,901.47	247.74	279.44	36,650.34
	4,464.66	398,723.05	18,991.84	159,897.64	4,825.28	6,732.45	6,339.23	64,339.23
	16,175.29	201,220.15	16,477.34	100,394.19	1,652.90	229.27	7,951.43	72,825.25
	5,266.97	228,798.84	22,323.34	133,922.95	3,989.40	418.14	9,923.75	50,991.15
	6,356.59	111,002.90	12,416.99	60,899.10	4,131.32	43.00	5,925.25	30,091.00
	5,297.28	119,075.91	15,000.29	69,102.50	3,139.20	1.83	4,865.55	38,627.40
	30.49	109,663.31	12,321.71	58,646.24	1,902.94	67.00	3,190.70	55,458.30
	1,002.54	184,080.00	15,329.92	79,043.10	4,993.78	66.29	1,237.45	43,886.32
	89.00	174,623.00	17,264.44	114,655.25	2,044.61	27.94	904.27	39,699.79
	22.80	177,443.45	16,779.04	90,327.41	4,422.92	70.32	21.90	50,870.82
	5,270.00	86,769.45	6,671.70	60,146.19	1,655.41	30.17	1,733.19	25,179.70
	3,300.27	213,247.73	23,994.38	113,969.29	4,860.50	132.72	309.92	79,390.36
	5,878.76	127,941.81	14,969.64	71,969.89	2,938.03	114.59	3,912.22	39,282.54
	1,491.58	109,797.73	11,491.58	57,923.04	1,363.04	143.44	8.36	62,664.63
	1,788.41	100,740.58	13,869.83	75,225.11	2,900.50	408.68	14,798.70	61,029.76
	4,092.00	802,771.90	91,629.88	681,667.94	8,436.12	96.31	8,106.30	62,726.38
	290.04	208,810.05	33,138.57	150,878.60	7,821.06	171.54	1,907.06	108,227.27
	444.17	177,002.16	23,043.94	95,914.66	5,928.09	68.39	147.67	55,268.50
	390.75	122,606.65	13,099.65	67,372.61	6,989.93	309.77	344.73	34,743.97
	1,547.75	160,804.60	16,623.94	85,475.16	6,645.29	1,291.70	51,948.50	86,852.34
	397.70	260,533.41	66,109.46	239,006.26	8,905.13	190.44	225.00	64,322.87
	2,656.51	199,934.22	11,289.24	75,591.28	3,828.47	17,794.00	4,322.87	64,322.87
	1,087.87	213,146.02	22,004.31	111,868.33	2,311.92	134.57	17.92	73,794.99
	6,084.70	214,516.25	20,916.52	122,654.35	5,909.34	38.97	3,800.25	56,414.03
	1,412.32	241,607.78	23,251.48	101,261.51	8,200.62	72.34	1,022.17	86,699.06
	857.00	132,263.80	14,176.09	70,414.00	4,494.30	134.07	906.24	69,078.05
	802.00	127,789.60	12,000.56	78,114.79	4,159.86	57.59	231.18	58,185.15
	3,307.46	114,505.38	14,714.72	58,860.36	4,122.15	36.45	3,101.25	36,679.50
	1,486.79	240,853.17	26,224.36	147,821.43	8,372.77	165.20	11,983.02	31,466.81
	2,339.16	144,009.69	19,377.48	75,006.89	5,219.08	10.70	2,008.73	41,889.73
	2,039.74	156,841.03	15,444.15	86,825.74	4,805.07	44.61	3,054.13	47,097.33
	599.29	139,622.56	11,282.24	66,329.16	4,246.15	147.16	4,406.31	41,275.54
	3,367.56	228,796.70	24,874.28	149,392.12	2,020.02	395.08	361.50	66,611.26
	42.50	96,544.62	9,448.73	57,918.50	1,198.00	331.45	66.48	38,632.48
	3,942.54	119,739.15	16,721.91	65,762.74	3,327.35	91.25	1,777.17	36,622.30
	6,043.71	403,919.72	33,317.59	300,327.47	4,541.00	1,064.63	1,614.31	61,716.01
	312.32	75,245.85	6,228.43	46,094.79	1,702.61	136.46	439.35	29,674.23
	81.32	166,394.35	15,800.05	90,490.03	4,221.54			

ABSTRACT [B-1]-REPORTS OF SCHOOL FINANCES

County	Debit							Total Debit or Credit
	On hand July 1, 1914	Received from district tax	Received from sale of text books and supplies	Received from average percentage con- pment etc	Received from on deposits	Received from edubothone fund and other sources	Total Debit or Credit	
Adair	15,749.01	21,463.80	1,257.43	777.92	564.96	2,078.18	41,982.94	
Adams	7,862.77	16,813.48	247.50	350.50	374.75	1,980.28	27,059.88	
Adams	19,701.45	19,086.88	1,902.30	693.43	3,881.61	30,813.27	54,373.54	
Appanoose	10,363.23	41,996.51	1,436.32	914.28	1,000.49	7,286.16	62,988.99	
Audubon	6,754.79	30,389.00	49.07	424.37	974.25	2,002.07	30,614.52	
Benton	17,925.36	43,370.37	809.82	717.74	1,348.59	5,367.29	60,569.52	
Black Hawk	17,659.14	36,151.16	219.39	80.63	3,344.54	22,886.91	128,941.37	
Boone	15,887.68	45,026.47	1,077.12	606.90	1,411.87	10,113.23	74,332.67	
Bremer	10,150.60	22,514.73	972.70	392.41	977.74	1,968.55	37,108.23	
Buchanan	17,215.31	36,380.35	606.19	4,248.65	1,128.18	6,130.74	66,084.86	
Buena Vista	19,043.50	64,879.88	2,635.01	302.64	1,589.35	22,916.57	111,106.66	
Butler	20,831.95	37,659.69	330.45	370.14	1,454.30	6,717.55	77,543.98	
Calhoun	21,831.31	38,197.64	1,084.32	2,312.97	2,299.25	8,549.41	75,194.90	
Carroll	14,069.82	32,936.74	2,173.06	1,173.06	948.61	5,381.01	57,949.18	
Cass	19,797.12	36,294.44	705.92	795.33	1,266.28	3,361.34	62,358.38	
Cedar	32,454.44	31,915.47	1,077.43	1,392.74	1,326.74	6,195.25	61,992.28	
Cerro Gordo	18,051.80	37,929.75	1,313.54	613.00	1,129.76	116,828.22	197,952.55	
Cherokee	5,538.56	35,442.85	14.62	2,018.80	748.38	3,281.13	44,325.34	
Chickasaw	7,361.46	16,101.23	2,063.30	721.51	628.41	2,757.57	29,635.47	
Clay	11,012.92	38,423.99	1,888.90	1,921.65	1,070.45	8,486.24	95,243.57	
Clayton	14,146.71	38,065.54	1,727.67	836.33	714.62	3,518.24	69,738.18	
Clinton	35,397.42	67,300.18	1,130.28	19.75	1,831.73	2,676.54	107,295.87	
Crawford	37,211.88	45,549.47	4,150.64	370.14	1,804.32	6,713.55	77,459.39	
Dallas	18,689.07	41,824.00	1,442.90	1,149.55	1,750.66	6,859.37	67,007.55	
Davis	7,430.81	15,266.52	253.66	3.00	388.40	1,572.10	25,007.61	
Deaator	12,710.51	54,510.51	339.35	184.47	871.30	7,635.37	66,227.51	
Delaware	14,746.58	31,566.14	6.90	369.38	1,163.74	7,476.25	55,961.95	
Des Moines	19,547.03	68,698.23	17.01	390.37	1,277.41	1,546.78	100,966.45	
Dickinson	12,012.62	39,099.68	80.84	800.00	6,056.59	5,490.87	68,709.61	
Dubuque	24,959.15	77,287.90	79.39	31.00	1,109.05	854.54	105,382.95	
Emmet	11,438.85	31,190.01	1,601.61	2,295.77	1,715.64	48,331.88	83,373.55	
Fayette	24,683.90	38,612.01	514.75	623.38	1,306.97	4,901.17	70,174.21	
Floyd	9,490.67	37,033.26	81.23	468.88	1,075.16	9,946.29	58,217.49	
Franklin	14,053.83	34,669.36	904.00	57.00	1,008.01	9,438.84	61,649.58	
Freemont	14,353.71	34,763.19	346.33	368.58	1,119.81	2,433.62	43,973.96	
Greene	18,373.00	34,302.88	1,942.53	1,254.38	821.37	4,402.91	55,897.65	
Grueney	14,069.81	30,123.07	111.37	213.94	2,540.96	4,881.02	48,678.79	
Guthrie	16,744.01	39,736.97	1,151.98	877.30	1,737.86	30,578.65	59,929.48	
Hamilton	13,474.37	44,391.42	2,546.37	2.51	931.67	5,994.36	67,003.96	
Hancock	18,093.35	28,296.21	1,343.21	1,603.94	1,295.48	5,300.72	55,961.85	
Hardin	16,285.88	45,001.52	2,486.75	100.00	1,498.61	7,428.08	75,265.48	
Harrison	19,460.88	34,316.67	290.44	3,000.18	1,754.05	11,345.29	69,513.31	
Henry	14,671.87	29,727.91	33	10.31	504.80	3,618.33	48,533.47	
Howard	9,249.67	19,490.43	39.70	415.32	3,928.56	33,132.19	46,804.85	
Humboldt	14,966.89	30,514.14	38.41	786.00	2,323.96	12,145.28	50,734.53	
Ida	6,304.96	19,533.58	38.15	912.99	1,125.95	24,232.43	45,997.69	
Iowa	14,908.66	30,651.29	864.67	119.81	807.23	1,456.59	48,997.69	
Jackson	27,990.37	32,359.80	2,238.12	129.71	1,233.71	1,445.17	65,564.89	
Jasper	22,806.64	51,037.49	3,432.34	130.82	1,837.38	789.87	80,094.09	
Jefferson	10,399.68	28,943.70	18.07	1,003.00	671.13	1,022.88	42,354.43	

COUNTY SUPERINTENDENTS. JULY 1, 1915, TO JUNE 30, 1916.

FUND	Credits										On hand June 30, 1916
	Paid for fuel, maintenance, janitor	Paid for salaries and transient	Paid for records and apparatus	Paid for library books	Paid for free text books	Paid for text books and general supplies	Paid for transportation	Paid for average percentage con- tinent expense	Paid for other purposes	Total	
	17,103.77	1,034.40	806.10	305.12	808.44	2,048.05	182.10	987.70	4,655.20	14,371.97	
	995.50	201.84	831.70	842	6,842.72	2,738.71	503.00	21.74	1,871.04	6,600.04	
	16,099.40	834.25	2,237.35	524.21	1,196.48	1,878.36	3,655.45	282.09	22,452.21	10,791.96	
	18,217.57	965.80	30,614.52	10,413.38	2,227.16	3,655.45	34.90	5,146.72	5,146.72	8,127.70	
	27,861.92	1,495.45	1,451.44	531.16	50.78	4,471.70	3,800.53	314.82	28,230.92	18,413.90	
	39,002.97	1,639.38	6,548.35	702.28	1,529.11	12,000.25	1,747.20	14.90	15,051.79	25,729.05	
	42,922.32	1,066.63	386.06	24.99	2.80	585.70	14.90	6,711.39	10,296.15	20,296.15	
	14,661.41	1,303.63	1,125.23	871.99	3,273.47	2,807.07	38.66	9,484.32	24,438.64	30,782.11	
	25,518.97	990.70	2,431.29	430.27	54.87	4,917.82	25,469.90	27,084.30	38,792.11	38,792.11	
	30,780.70	1,138.59	1,080.47	323.49	396.44	3,829.92	468.00	8,022.82	10,012.11		
	34,467.32	1,090.98	2,947.71	210.44	3.95	3,829.92	468.00	975.80	10,292.88	30,775.13	
	25,203.44	1,348.28	3,847.38	612.34	1,027.89	5,553.49	1,700.70	6.75	10,330.62	16,545.29	
	21,437.33	1,179.50	6,044.39	1,129.07	1,296.30	3,630.66	1,272.69	4,366.96	25,729.05	25,729.05	
	30,002.97	1,129.07	1,296.30	321.50	20.55	3,630.66	1,272.69	4,366.96	25,729.05	25,729.05	
	22,802.11	1,374.23	1,129.07	968.00	20.55	3,630.66	1,272.69	4,366.96	18,978.50	10,609.72	
	39,089.79	2,176.85	5,743.74	2,076.88	239.90	6,044.39	2,829.29	329.25	6,430.01	10,609.72	
	39,025.90	1,407.94	1,289.03	112.45	15.90	3,417.67	396.13	2,025.07	10,609.72	10,609.72	
	18,268.11	828.68	251.18	10.90	3,516.30	18.00	141.82	4,128.26	2,882.82	
	14,907.30	669.01	90.01	280.33	6,365.82	18,288.99	1,113.78	18,870.55	21,802.02	
	24,156.14	807.03	1,404.89	234.64	3,944.62	106.00	1,000.79	8,000.78	14,022.43	
	39,469.63	1,330.40	3,510.60	197.08	1,700.48	6,944.62	242.82	1,890.41	28,148.71	21,882.17	
	46,301.77	2,709.10	2,018.10	770.14	3,253.70	4,248.50	342.82	1,890.41	28,148.71	21,882.17	
	37,727.64	1,797.87	3,237.72	689.50	6,617.00	192.00	4.86	6,000.70	21,611.74	
	32,028.81	1,074.74	1,113.14	648.56	37.28	4,630.17	100.00	100.00	8,268.06	15,312.77	
	10,977.27	1,284.08	223.18	301.94	1,073.92	1,508.87	127.25	3,900.05	5,890.43	
	18,410.97	800.76	1,312.40	649.55	2.53	1,942.66	142.80	13,864.75	9,420.51	
	18,306.44	721.70	1,770.62	384.65	2.50	4,826.46	4,725.10	11,954.07	14,024.00	
	33,007.36	1,915.90	6,049.56	1,177.37	6,308.45	146.23	186.19	20,469.90	20,469.90	
	16,633.45	1,306.92	3,524.65	627.71	72.10	4,017.12	14,114.42	37.60	9,715.91	9,737.41	
	40,333.23	2,494.55	1,089.20	679.00	1,002.24	15.04	25,301.28	880.16	21,301.35	
	15,111.37	738.68	486.19	93.54	96.67	5,001.55	7,062.66	6,088.43	15,613.79	
	32,028.81	1,074.74	1,113.14	648.56	37.28	4,630.17	100.00	100.00	8,268.06	15,312.77	
	10,977.27	1,284.08	223.18	301.94	1,073.92	1,508.87	127.25	3,900.05	5,890.43	
	18,410.97	800.76	1,312.40	649.55	2.53	1,942.66	142.80	13,864.75	9,420.51	
	18,306.44	721.70	1,770.62	384.65	2.50	4,826.46	4,725.10	11,954.07	14,024.00	
	33,007.36	1,915.90	6,049.56	1,177.37	6,308.45	146.23	186.19	20,469.90	20,469.90	
	16,633.45	1,306.92	3,524.65	627.71	72.10	4,017.12	14,114.42	37.60	9,715.91	9,737.41	
	40,333.23	2,494.55	1,089.20	679.00	1,002.24	15.04	25,301.28	880.16	21,301.35	
	22,999.00	1,105.01	2,275.90	403.00	65.00	7,134.51	482.12	7,260.54	14,097.00	14,097.00	
	19,276.76	782.12	3,276.79	328.21	30.25	1,334.56	1,766.50	61.60	5,887.80	17,036.50	
	25,929.48	959.00	1,050.42	74.44	1,219.33	1,300.29	94.00	6,308.47	14,497.97	
	27,277.97	1,176.92	4,054.78	380.36	6,459.82	5,855.10	56.00			

ABSTRACT [B-2]—REPORTS OF

SCHOOL FINANCES

COUNTY SUPERINTENDENTS—CONTINUED.

JULY 1, 1914, TO JUNE 30, 1915.

Counties	SCHOOLHOUSE			
	On hand July 1.	Debit		
		Received from district tax	Received from sale of bonds	Received from other sources
Johnson	719.85	21,796.71	265.00	908.86
Jones	18,807.25	9,034.00	15,229.93	1,105.70
Keokuk	5,586.08	4,162.66	26,305.00	4,228.20
Kossuth	21,075.00	16,584.79	56,286.18	5,203.41
Lee	27,489.69	13,278.50	18,229.38	1,903.74
Linn	51,198.40	34,732.79	19,312.50	10,307.35
Louisia	1,559.43	3,784.32		5,223.95
Lucas	3,389.45	6,118.44		2,722.76
Lyon	8,570.36	9,833.24	34,130.00	1,949.13
Madison	1,968.57	2,244.00	1,100.00	1,165.50
Mahaska	10,019.77	6,495.04	21,247.77	10,561.70
Marion	49,469.04	16,294.22	101,320.86	11,744.90
Marshall	11,292.43	29,468.28	48,341.29	7,163.22
Mills	6,459.84	10,083.41	2,100.00	159.32
Mitchell	4,242.89	9,451.22	29,975.00	3,412.28
Monona	4,909.04	4,506.29		745.82
Monroe	4,776.63	7,637.50	2,200.00	853.15
Montgomery	1,912.29	3,543.71		441.15
Muscatine	64,869.83	2,929.65	77,942.90	8,157.82
O'Brien	17,119.32	9,764.60		766.60
Oscola	2,242.24	4,038.98	55,950.09	1,835.42
Page	14,849.41	14,222.26	4,013.88	2,703.47
Palo Alto	3,426.55	6,188.92	7,007.45	1,007.17
Plymouth	18,328.56	3,714.00	10,924.38	3,464.89
Pocahontas	8,235.69	6,273.77	14,321.44	11,126.53
Polk	66,509.05	68,000.11	305,989.86	10,784.47
Pottawattamie	30,906.69	30,504.32		237.48
Poweshiek	16,921.16	21,673.63	52,581.25	1,162.78
Ringgold	4,938.44	9,551.44		1,221.78
Sac	12,011.59	6,910.37	10,916.44	1,578.17
Scott	1,865.98	1,005.69	63,038.86	3,797.49
Shelby	5,601.50	9,342.15	122,950.00	8,646.28
Sioux	7,969.77	5,611.97		2,443.88
Story	36,798.85	6,693.35	110,224.98	6,689.36
Tama	17,267.90	21,227.74	5,538.12	9,534.30
Taylor	9,151.46	4,509.65		301.80
Union	3,261.06	4,608.56	20,105.66	13,494.50
Van Buren	9,430.80	7,388.08	45,002.92	3,651.91
Wapello	10,247.77	19,006.73	11,922.05	3,854.14
Warren	11,509.82	6,705.98	41,292.05	2,869.41
Washington	4,459.15	9,238.14		2,763.29
Wayne	5,987.63	2,383.70	62,816.38	1,147.45
Webster	60,426.36	7,585.00	30,000.00	8,178.73
Winnebago	4,022.94	2,892.43	80,579.07	963.89
Winneshek	8,762.94	16,697.83		2,251.84
Woodbury	61,051.48	6,072.92	85,186.25	8,321.62
Worth	4,494.13	3,538.15	46,492.16	2,881.14
Wright	4,119.12	6,031.24	4,225.89	1,189.49
Total	\$1,016,453.82	\$ 973,900.51	\$4,001,830.26	\$ 409,725.20

Total Debit or Credit	Credit					
	Paid for schoolhouses and sites	Paid on bonds and interest	Paid for library books	Transferred to other funds	Paid for other purposes	On hand June 30, 1915
23,088.92	2,975.33	7,777.50		69.33	1,160.58	12,123.28
44,214.97	30,217.94	3,671.28		437.44	641.57	9,247.07
38,181.94	19,510.50	703.91		709.96	12,678.23	4,519.04
98,758.88	10,324.17	3,833.38	38.43	165.61	15,141.43	69,253.61
60,948.20	20,718.21	2,683.90			1,443.21	17,762.78
109,580.94	82,062.09	3,267.94	64.85		16,409.70	6,775.26
5,223.95	702.07				821.08	3,668.02
12,276.65	1,211.26	3,431.31		106.21	3,759.21	3,728.00
14,562.73	12,670.19	1,472.60			406.00	85,703.12
6,478.97	2,914.00	388.10			245.43	2,878.20
48,215.54	21,430.68	4,701.21			8,825.53	2,077.71
178,842.05	98,829.00	9,068.79			55,524.86	16,088.89
46,935.19	55,028.58	17,125.78	591.72		15,426.88	5,066.38
15,784.64	2,277.70	7,210.84			356.24	7,000.63
42,181.39	5,332.44	2,204.43			5,165.63	22,478.87
10,323.15	2,003.48	1,830.32	102.10		654.65	5,090.53
15,467.28	1,828.70	5,194.38			5,870.54	2,373.29
7,097.12	5,290.57	666.20	.22		492.27	988.85
142,068.80	60,745.24	1,299.20			109.24	78,205.55
27,630.82	11,392.20	465.00			327.82	12,429.90
65,605.95	28,782.75	7.00			407.66	2,858.90
36,289.32	7,063.36	7,430.46			3,726.21	6,784.09
81,690.09	17,709.72	1,563.50			.36	1,089.15
39,081.55	31,445.12	917.04			132.00	8,267.28
26,555.24	25,000.14	1,172.73			1.76	9,802.77
480,625.90	106,882.59	4,135.45			6,900.32	354,041.36
31,608.00	40,938.54	866.92			416.89	3,976.27
92,137.88	19,567.84	5,667.50	1.00		312.08	5,838.23
10,711.00	1,638.80	4,396.67			2,311.22	2,308.23
31,619.57	11,787.98	5,448.58			3,493.73	2,621.71
69,487.22	61,300.26	1,412.66			1,284.44	5,379.86
146,425.68	40,972.19	1,818.86			901.65	6,437.69
18,449.22	5,667.85	18,449.22			681.71	4,988.04
160,906.40	85,669.39	7,675.43	103.17		1,071.26	8,192.85
18,088.35	19,185.43	8,168.00			365.90	8,823.37
14,222.41	4,545.48	1,547.50			3,053.26	480.48
41,459.62	10,623.50	500.00				30,196.94
63,782.82	29,506.21	5,021.46			149.99	25,806.21
45,139.59	20,205.10	12,154.71			349.42	2,166.61
62,338.96	23,091.74	4,286.02			1,238.04	1,779.25
16,468.58	4,434.83	5,900.23			382.82	5,439.65
72,486.22	29,379.85	481.00			276.63	839.60
96,306.90	58,285.53	500.00			6,874.73	2,911.24
36,326.90	18,000.00	.56			29,654.85	35,472.79
21,622.63	2,355.92	6,505.21			1,623.97	5,663.07
161,561.37	85,975.15	2,000.37	102.36		11,845.40	61,740.30
37,259.60	2,227.10	207.73			221.11	6,170.76
19,856.84	6,009.21	292.73			29.99	5,627.88
86,001.99	82,007.71	\$ 348,282.49	\$ 2,738.20	\$ 80,066.81	\$ 560,065.22	\$ 2,970,000.91

ABSTRACT [B-3]—REPORTS OF
SCHOOL FINANCES

Counties	SCHOOL BUILDING			
	Debit			
	On hand July 1, 1914	Received from district tax	Received from sale of school funding bonds	Received from other sources
Adair	\$ 1,940.72	\$ 6,601.86	\$ 35,148.65	\$ 418.14
Adams		111.99		
Allamakee	166.14	318.12	66,503.13	530.78
Appanoose	1,002.63	5,861.70		1,625.39
Audubon	4,844.68	3,567.00		59.91
Benton	20,695.70	19,207.45		12.50
Black Hawk	3,793.55	11,666.95	210.60	835.16
Boone	8,785.25	3,131.79		3,032.18
Bremer	33.50	286.90	5,035.41	87.80
Buchanan	967.61			
Buena Vista	4,603.48	15,826.93	46,283.93	17,015.47
Butler	2,497.66	4,506.46		
Calhoun	1,430.02	9,757.27	30,235.00	628.01
Carroll	6,068.21	8,340.10	.86	1,953.09
Cass	14,169.92	11,844.16	72,458.91	48.45
Cedar	4,439.02	9,511.51		733.52
Cerro Gordo	3,563.44	4,761.00		687.50
Cherokee	5,434.56	10,180.25	21,180.00	
Chickasaw	1,900.11	1,387.87	6,354.54	165.24
Clarke	1,335.89	2,935.01	91,901.00	
Clay	5,489.58	16,341.02	5,011.80	1,855.43
Clayton	1,203.46	3,036.18	30,000.00	
Clinton	2,702.50	12,129.45	35,438.23	
Crawford	491.90	1,855.14		558.26
Dallas	488.90	5,958.00		1,655.48
Davis			7,300.00	1,604.13
Decatur	4,246.75	5,698.97	7,883.56	954.40
Delaware	867.01	6,447.99	41,341.67	372.02
Des Moines	6,610.12	13,296.85		
Dickinson	5,354.23	15,303.05	4,900.00	343.15
Dubuque	888.89	27,789.77		150.00
Emmet	6,749.15	9,890.41	28,197.76	900.66
Fayette	4,092.71	8,675.04	3,866.54	17.18
Floyd	2,587.06	11,690.99	1,750.00	8.70
Franklin	21,927.63	11,112.92	10,000.00	388.14
Fremont				
Greene	46,741.46	4,723.58	1,600.00	1,676.09
Grundy	2,028.21	9,419.11	89,251.39	1,105.70
Guthrie	174.62	1,260.69		1,714.30
Hamilton	3,692.26	7,404.13	18,536.98	243.23
Hancock	6,506.46	4,586.16		186.07
Hardin	34,063.97	5,335.99	5,022.22	1,094.30
Harrison	9,672.79	22,911.75	71,859.64	144.07
Henry	2,887.19	6,103.10		516.37
Howard	2,633.52	1,774.03		
Humboldt	2,101.99	4,627.57		465.67
Ida		1,150.00		330.01
Iowa	12,467.15	3,542.63	1,476.96	434.67
Jackson	3,688.56	4,655.77		
Jasper	3,049.00	13,393.71	30,224.61	326.85
Jefferson	4,589.79	9,963.99	369.19	9.38

COUNTY SUPERINTENDENTS.
JULY 1, 1914, TO JUNE 30, 1915.

BOND FUND

Total debit or Credit	Credit			
	Paid on school building bonds	Paid interest on school building bonds	Paid for other purposes	On hand June 30, 1915
\$ 44,199.37	\$ 35,226.36	\$ 3,680.00	\$ 443.93	\$ 4,849.08
111.99	43.40	68.59		
67,518.17	200.00	100.00	8,515.57	58,702.60
8,489.62	3,750.00	1,573.70	1,044.07	2,121.85
8,461.59	1,625.50	2,362.65	263.86	4,209.58
39,915.65	3,500.00	4,640.50	16,074.91	15,700.24
16,506.26	4,077.35	9,023.04	773.01	2,632.80
14,949.22	1,790.80	1,651.71	7,694.06	3,812.65
5,443.61	119.97	233.09	5,033.25	52.30
957.61		750.25		207.36
83,819.81	1,000.00	10,854.29	34,786.92	37,178.00
7,094.12	1,500.00	2,305.19	305.75	2,983.18
42,050.30	30,668.30	6,256.89	1,243.43	3,876.68
16,392.26	1,500.00	4,641.73	615.04	9,635.44
98,521.44	1,600.00	7,507.50	8,806.91	80,547.03
14,734.05	7,132.65	2,081.45	962.20	4,547.75
9,011.94	1,655.42	3,363.08	2,063.42	1,930.02
36,794.81	3,300.00	4,903.00	3,524.18	25,067.63
9,807.76	3,900.00	3,370.00	.50	2,037.26
96,071.90	560.50	472.50	19.27	95,019.63
28,697.83	7,078.39	4,476.24	7,252.18	9,891.02
34,239.64	1,000.00	1,564.50	30,000.00	1,675.14
50,269.88	38,451.28	3,795.55	528.05	7,495.00
2,905.39		1,575.75	70.68	1,258.96
15,351.03	8,000.00	5,618.38	1.18	1,731.47
1,655.48		656.50		998.98
18,733.68	2,516.17	2,270.25	10,739.00	3,208.20
49,028.69	3,525.00	3,825.21	1,728.53	39,949.95
19,906.97	200.00	7,632.76	8,700.00	3,374.21
25,900.43	850.00	14,191.00	8,388.56	2,470.87
28,828.66	22,600.00	5,568.00		670.66
45,737.96		6,345.27	18,005.32	21,387.37
16,451.47	4,400.00	4,394.07	1,858.78	5,828.62
16,036.75	750.00	9,330.18	2,357.74	3,548.85
43,423.69	1,200.00	9,020.50	26,630.86	6,547.33
54,741.43		4,282.63	46,622.52	3,836.28
98,804.41	59,680.89	4,036.01	1,017.78	34,699.73
3,149.61		2,144.46		1,005.15
29,969.69	1,101.12	4,554.30	11,896.74	12,384.44
11,278.69		3,743.25	1,926.09	5,604.35
45,486.43		540.15	1,145.00	7,470.67
104,588.25	34,639.98	11,395.04	20,663.79	37,869.44
9,506.66	8,300.50	455.00		751.16
3,807.55		1,425.00	3.75	2,378.80
7,195.23	3,250.00	2,823.20	608.43	513.60
1,480.01		1,450.25		29.76
17,921.41	4,322.46	2,016.51	10,770.03	812.41
8,344.33		1,752.50		6,591.83
46,994.17	14,486.20	7,477.33	9,626.19	15,404.45
14,962.35	1,800.00	5,128.75		8,033.60

ABSTRACT [B-3]—REPORTS OF
SCHOOL FINANCES

Counties	SCHOOL BUILDING			
	Debit			
	On hand July 1, 1914	Received from district tax	Received from sale of school funding bonds	Received from other sources
Johnson	237.08		1,100.00	847.39
Jones	801.50	11,202.67		889.95
Keokuk	1,420.96	7,836.12		433.94
Kossuth	2,908.06	4,000.00	35,379.00	240.00
Lee	1,279.46	9,376.20		
Linn	7,225.02	28,384.58		
Louisa	2,253.71	3,261.79		
Lucas	1,313.14	2,780.51	1,200.00	1,066.51
Lyon	3,856.44	5,589.88	20,000.00	844.00
Madison	12,462.35	3,572.86		6.56
Mahaska	29,210.01	11,600.49		11,718.07
Marion	13,704.82	1,637.70		345.38
Marshall	274.40	2,667.00		1,875.03
Mills				
Mitchell	1,948.14	4,962.50		60.03
Monona	2,129.70	2,370.72	3,000.00	752.65
Monroe	2,663.67	11,100.13		
Montgomery	4,411.73	11,230.30	1,800.00	11.94
Muscatine	3,969.99	13,085.56		
O'Brien	3,912.08	6,490.26		404.50
Osceola	672.35	3,876.14		806.20
Page	132.84	1,900.64		3,839.85
Palo Alto	11,146.38	4,825.05	10,047.17	620.02
Plymouth	6,242.10	9,625.00		
Pocahontas	13,671.34	6,467.38	40,585.00	3,358.08
Polk	40,658.24	117,271.44	40,537.07	738.52
Pottawattamie	5,523.91	14,538.33	1,100.00	
Poweshiek				
Ringgold			42,074.02	3,666.07
Sac	1,803.26	7,954.70		
Scott	3,075.23	48,829.74	80,000.00	2,306.66
Shelby	5.57	6,871.87	10,357.78	412.73
Stout	39,851.28	7,809.69	30,391.67	33,348.93
Story	8,337.35	22,668.80	38,983.48	43,750.16
Tama	6,194.76	15,030.27	18,266.78	176.47
Taylor	3,446.68	6,359.31	9,900.00	100.00
Union	6,089.88	7,295.51		
Van Buren	4,450.90	2,608.74	30,060.00	1,151.60
Wapello	2,810.99	5,717.17		
Warren	1,669.78	1,946.77	20,430.67	25,013.89
Washington	1,236.64	3,622.84	26,906.18	1,100.00
Wayne	2,847.25	5,559.42		129.11
Webster	6,668.92	16,254.65	25,018.88	165.00
Winnebago	26,179.84	6,964.42		1,026.32
Winneshek	19.19	867.49	1,500.00	2,007.00
Woodbury	22,287.51	4,318.44		108.40
Worth	492.13	5,057.96		2,528.63
Wright	3,951.54	10,191.41	66,119.00	
Total	\$ 000,731.29	\$ 865,285.55	\$ 1,330,389.28	\$ 190,307.54

COUNTY SUPERINTENDENTS—CONTINUED.
JULY 1, 1914, TO JUNE 30, 1915.

BOND FUND

Total debit or Credit	Credit			
	Paid on school building bonds	Paid interest on school building bonds	Paid for other purposes	On hand June 30, 1915
2,184.47	700.00		22.25	1,462.22
12,954.12	3,000.00	6,037.75	37.40	3,878.97
9,697.02	3,208.62	3,840.02	157.22	2,491.16
42,617.06		2,263.10	4,822.31	35,531.65
10,655.66	4,000.00	1,013.90	153.74	5,488.02
35,009.60	2,019.25	22,093.75		11,496.60
5,520.50	1,000.00	1,712.75	363.66	2,454.09
6,300.16	4,946.95	1,375.00		38.21
30,239.32	16,560.95	1,879.49	2.60	11,846.28
16,041.77	1,000.00	2,405.35	11,103.88	1,442.54
52,528.57	5,400.50		39,762.80	7,365.27
15,688.45		625.00	14,505.05	558.40
4,816.43	400.00	1,960.50	2,112.72	353.21
6,970.67	1,500.00	1,508.00		3,962.67
8,253.07	3,912.00	1,359.27	1,587.61	1,394.19
13,763.80	5,583.00	4,751.64	104.16	3,325.00
17,453.97	4,708.00	5,010.75	63.47	7,671.75
17,045.55	9,430.00	4,417.09		3,198.46
10,806.84	1,000.00	4,747.99	600.00	4,458.85
5,354.00	2,813.00	1,302.71	1,163.27	75.71
4,823.33		701.00	132.84	3,989.49
26,638.62	11,598.13	1,475.25	10,643.30	2,921.94
15,808.10	2,000.00	5,461.50	37.46	8,369.14
64,071.80	1,444.58	4,115.98	14,582.23	44,229.01
199,205.27	60,201.10	76,737.64	15,449.70	46,816.83
21,167.24	5,062.50	8,241.50		7,833.24
45,740.09		1,775.00	43,662.80	2.29
9,757.96	3,000.00	3,381.69	6.46	3,369.81
143,211.63	123,500.00	14,176.17	1,500.00	4,035.46
17,647.95	3,561.02	4,832.18	39.28	9,215.47
111,401.57	3,515.28	4,875.95	77,535.16	25,475.18
113,739.89	6,452.60	14,896.74	41,842.91	60,547.64
89,668.28	1,500.00	8,563.55	20,530.51	9,074.22
19,805.99	10,301.11	3,662.25		5,862.63
13,384.89	5,561.00	2,173.00	54.64	5,596.25
38,301.24	3,636.00	907.91		33,757.33
8,523.16	5,000.00		12.35	3,515.81
40,091.11		459.73	26,416.08	22,215.90
32,555.96	2,676.39	1,380.00	15,082.08	13,417.19
8,535.82	3,000.00	1,465.13	546.14	3,524.55
49,096.85	3,000.00	11,539.95	24,594.08	9,962.82
33,134.26	1,700.00	4,301.45	23,916.71	3,126.10
3,413.00	1,000.00	139.50	1,565.00	708.50
28,612.95	1,900.00	2,248.55	22,951.63	1,512.77
5,658.49	2,075.00	2,482.77	1,074.24	26.43
82,790.58	3,500.00	6,288.44	20,717.82	52,284.82
\$ 2,980,713.66	\$ 693,259.88	\$ 458,589.64	\$ 752,487.10	\$ 1,082,377.04

ABSTRACT [B-4]—REPORTS OF COUNTY SUPERINTENDENTS.

INTEREST BEARING INDEBTEDNESS JUNE 30, 1916.

Counties	Outstanding Bonds and Interest Bearing Warrants		
	Bonds	Warrants	Total
Adair	\$ 75,500.00		\$ 75,500.00
Adams			
Allamakee	135,500.00	6,733.02	142,233.02
Appanoose	21,100.00	7,752.76	28,852.76
Audubon	101,400.00		101,400.00
Benton	102,567.95	3,595.39	106,163.34
Baick Hawk	568,800.00	48,703.58	617,503.58
Boone	311,000.00	12,567.61	323,567.61
Bremer	81,030.03	8,484.60	89,514.63
Buchanan	117,500.00	11,956.36	129,456.36
Buena Vista	436,000.00	11,474.89	447,474.89
Butler	86,500.00	3,010.18	89,510.18
Calhoun	157,000.00	39,700.66	196,700.66
Carroll	94,200.00	1,000.00	95,200.00
Cass	231,500.00		231,500.00
Cedar	83,200.00	124.54	83,324.54
Cerro Gordo	374,500.00	2,777.11	377,277.11
Cherokee	127,487.09	18,365.00	145,852.09
Chickasaw	76,200.00	1,125.35	77,325.35
Clarke	111,515.00	2,420.30	113,935.30
Clay	185,300.00	2,847.50	188,147.50
Clayton			
Clinton	159,500.00	5,556.00	165,056.00
Crawford	197,700.00	6,962.25	203,662.25
Dallas	168,000.00	3,074.27	171,173.27
Davis	27,000.00	3,793.65	30,793.65
Decatur	97,983.83	8,979.00	106,962.83
Deleware	99,400.00	6,245.01	105,645.01
Des Moines	211,600.00	518.00	212,118.00
Dickinson	295,800.00	17,935.09	313,735.09
Dubuque	120,700.00	15,261.63	135,961.63
Emmet	270,000.00	567.23	270,567.23
Fayette	130,300.00	6,291.34	136,591.34
Floyd	196,000.00	7,032.85	203,032.85
Franklin	213,300.00	3,987.75	217,287.75
Fremont	20,500.00	834.57	21,334.57
Greene	66,500.00		66,500.00
Grundy	121,587.65	4,068.18	125,655.83
Guthrie	64,000.00	2,524.25	66,524.25
Hamilton	119,600.00	1,388.40	120,988.40
Hancock	83,400.00	13,080.37	96,480.37
Hardin	271,600.00	873.48	272,473.48
Harrison	287,400.00	16,673.72	304,073.72
Henry	26,982.18	3,611.87	30,594.05
Howard	30,000.00		30,000.00
Humboldt	205,000.00	8,156.39	213,156.39
Ida	39,000.00		39,000.00
Iowa	92,350.00	5,684.13	98,034.13
Jackson	40,803.43		40,803.43
Jasper	189,327.18	12,691.78	202,018.96
Jefferson	118,900.00	5,964.34	124,864.34
Johnson	103,000.00	2,968.50	105,968.50
Jones	132,500.00		132,500.00
Keokuk	54,297.05	3,113.99	57,411.04
Kossuth	154,000.00	4,762.00	158,762.00

ABSTRACT [B-4]—REPORTS OF COUNTY SUPERINTENDENTS—Con.

Counties	Outstanding Bonds and Interest Bearing Warrants		
	Bonds	Warrants	Total
Lee	189,000.00	17,500.00	206,500.00
Linn	121,790.00	4,606.27	126,396.27
Louisa	18,000.00	4,733.69	22,733.69
Lucas	25,000.00	425.47	25,425.47
Lyon	80,480.00	4,252.70	84,732.70
Madison	47,500.00	2,878.36	50,378.36
Mahaska	164,500.00	11,417.89	175,917.89
Marion	121,500.00	9,696.51	131,196.51
Marshall	249,500.00	9,734.76	259,234.76
Mills	44,960.00	3,097.43	48,057.43
Mitchell	55,971.82	3,592.32	59,564.14
Monona	34,700.00		34,700.00
Monroe	101,060.00	2,821.45	103,881.45
Montgomery	92,800.00	1,128.94	93,928.94
Muscataine	181,310.00	3,640.19	184,950.19
O'Brien	94,500.00	1,346.00	95,846.00
Osceola	91,650.69	1,781.43	93,432.12
Page	96,000.00		96,000.00
Palo Alto	89,655.00	8,327.57	98,182.57
Plymouth	131,500.00	2,030.11	133,530.11
Pocahontas	137,466.70	1,932.71	139,399.41
Polk	267,840.00	67,580.73	335,420.73
Pottawattamie	256,300.00	15,925.91	272,225.91
Poweshiek	96,786.48	1,813.78	98,600.26
Ringgold	109,500.00	883.28	110,383.28
Sac	22,000.00	2,983.31	24,983.31
Scott	308,250.00		308,250.00
Shelby	105,600.00	4,061.99	109,661.99
Sioux	121,750.00	4,826.93	126,576.93
Story	414,200.00	13,238.05	427,438.05
Tama	194,000.00	6,878.00	200,878.00
Taylor	83,100.00	1,659.08	84,759.08
Union	111,600.00	4,138.56	115,738.56
Van Buren	122,992.34	4,672.59	127,664.93
Wapello	103,000.00	44,167.18	147,167.18
Warren	65,500.00	4,877.36	70,377.36
Washington	80,000.00	5,593.00	85,593.00
Wayne	39,700.00		39,700.00
Webster	267,200.00	10,367.06	277,567.06
Winnebago	151,500.00		151,500.00
Winneshiek	150.00	1,150.00	1,300.00
Woodbury			
Worth	95,500.00	8,265.31	103,765.31
Wright	200,500.00	3,646.22	204,146.22
Total	\$ 13,331,133.42	\$ 657,201.63	\$ 13,988,335.05

ABSTRACT [C]—REPORT OF

CERTIFICATES ISSUED BY THE EDUCATIONAL BOARD

Counties	No. of first, second and third grade certificates granted		No. special certificates granted		No. of provisional certificates granted		No. of rejections		Total number of candidates examined		No. normal training certificates issued		Total county examination fees received	
	Males	Females	Males	Females	Males	Females	Males	Females	Males	Females	Males	Females	Males	Females
Adair	2	56	1	1	10	1	11	4	78	1	17	12	124	
Adams	8	56	4	1	6	2	24	15	94	1	26	16	113	
Allamakee	2	124	4	5	12	3	16	10	156	1	16	9	154	
Appanoose	11	76	1	3	7	6	62	18	145	12	26	21	167	
Audubon	5	46	3	3	20	3	9	11	74	1	11	11	74	
Benton	11	107	3	8	27	1	20	20	157	1	21	21	156	
Black Hawk	12	111	1	4	13	19	70	35	198	1	35	35	198	
Boone	10	121	1	3	4	26	3	37	18	187	1	32	187	
Bremer	2	56	1	3	18	1	14	6	89	1	18	6	90	
Buchanan	7	129	2	3	20	2	26	14	178	1	16	14	178	
Buena Vista	4	86	1	3	22	2	20	7	139	1	6	7	139	
Butler	19	109	2	10	27	3	30	32	168	5	9	32	168	
Calhoun	6	90	1	7	38	1	18	8	147	1	18	8	147	
Carroll	6	103	3	7	26	1	26	14	158	1	7	14	158	
Cass	5	152	3	1	15	5	33	11	203	1	40	11	203	
Cedar	14	75	1	14	20	4	30	32	125	1	12	32	125	
Cerro Gordo	6	67	1	2	17	2	23	2	108	1	3	9	190	
Cherokee	6	29	3	8	4	4	4	44	10	1	10	6	61	
Chickasaw	6	94	3	5	11	11	108	11	108	1	11	167	108	
Clarke	18	107	1	3	11	6	12	27	131	2	10	27	131	
Clay	18	107	3	1	21	26	24	155	8	24	155	8	24	
Clayton	34	125	3	3	19	8	26	45	170	2	18	45	170	
Clinton	21	103	6	5	1	3	95	31	268	1	23	31	268	
Crawford	7	174	7	3	54	67	10	282	1	8	10	282		
Dallas	6	109	1	3	33	6	90	17	235	1	15	17	235	
Davis	52	89	7	14	64	73	160	73	160	1	73	160	160	
Decatur	11	116	2	13	35	6	18	30	171	4	11	21	165	
Delaware	3	83	1	10	3	5	25	9	121	1	9	9	171	
Des Moines	3	81	8	12	9	20	11	122	3	11	122	3	11	
Dickinson	2	42	3	5	7	7	10	7	62	12	7	62	62	
Dubuque	2	192	2	10	4	48	6	254	6	6	254	6	254	
Emmet	1	60	16	14	1	90	7	1	90	7	1	90	90	
Fayette	12	171	3	6	23	1	52	19	249	5	19	249	249	
Floyd	6	90	1	2	15	2	14	10	121	11	10	121	121	
Franklin	2	47	1	1	11	1	13	4	71	5	75	75	75	
Fremont	4	132	4	2	23	12	54	18	213	15	9	170	170	
Greene	6	112	9	43	4	34	19	159	5	19	189	189		
Grundy	6	50	1	5	16	1	9	12	76	1	9	12	76	
Guthrie	9	100	1	10	15	5	55	24	171	1	14	24	171	
Hamilton	19	109	3	5	14	1	18	25	144	2	25	144	144	
Hancock	2	78	2	11	13	2	104	2	6	2	6	2	104	
Hardin	5	212	1	6	22	4	17	16	257	3	16	257	257	
Harrison	6	82	2	3	13	9	105	1	26	9	129	129	129	
Henry	14	115	2	2	16	6	52	23	185	5	23	185	185	
Howard	1	49	1	4	13	36	6	97	16	6	97	97	97	
Humboldt	1	64	2	1	24	1	14	6	103	1	7	6	103	
Ida	2	56	2	1	6	32	3	96	4	3	96	96	96	
Iowa	4	75	1	6	23	9	105	3	18	140	18	140	140	
Jackson	2	185	2	4	16	3	20	10	225	1	12	196	196	
Jasper	22	160	1	12	29	4	25	39	214	24	30	214	214	
Jefferson	1	86	2	3	3	2	14	8	103	8	8	103	103	

COUNTY SUPERINTENDENTS.

OF EXAMINERS, JULY 1, 1915 to JUNE 30, 1916.

Total normal training fees received	No. employed who hold state certificates or diplomas		No. holding first grade certificates		No. holding second grade certificates		No. holding third grade certificates		No. holding provisional certificates		No. holding kindergarten certificates		No. holding special certificates		No. holding normal training certificates	
	Males	Females	Males	Females	Males	Females	Males	Females	Males	Females	Males	Females	Males	Females	Males	Females
6	41	5	15	3	55	5	83	1	11	2	17	2	17	6	1	23
1	29	2	4	4	37	1	51	1	8	3	7	1	4	2	6	13
3	64	5	11	3	20	1	112	1	27	5	8	1	2	5	1	29
21	84	6	31	16	42	21	167	2	28	6	12	1	1	2	9	19
38	2	11	2	27	43	1	17	4	10	1	1	1	1	1	1	17
2	36	8	43	6	40	5	20	3	20	7	17	4	4	6	6	10
13	135	3	77	5	77	5	119	3	19	4	14	6	5	21	21	6
1	74	6	39	4	52	8	94	3	34	5	25	2	2	5	2	20
31	6	31	2	26	3	95	13	3	13	3	18	2	2	2	2	26
32	6	30	6	41	1	78	14	3	12	3	12	2	2	3	3	19
39	9	32	7	52	4	68	19	3	35	3	35	8	8	8	8	7
36	5	35	6	45	9	99	2	23	12	17	17	9	9	2	5	5
43	6	38	2	59	2	50	17	7	38	1	1	1	1	1	1	27
31	6	32	8	70	8	74	1	17	6	11	1	1	5	1	5	14
100	7	29	5	64	3	95	1	12	1	10	1	1	3	3	3	35
44	9	43	5	44	7	78	4	20	9	19	1	1	2	2	2	16
30	14	66	3	61	3	60	27	3	26	1	4	12	12	13	13	13
52	9	20	37	37	48	9	1	28	9	1	28	1	1	1	1	1
44	8	11	1	24	3	87	1	20	5	9	9	3	3	3	3	12
60	3	16	4	23	7	62	3	17	4	7	7	2	2	2	2	10
33	8	25	3	34	5	59	3	17	4	10	3	3	1	1	1	8
48	8	22	8	20	11	140	11	39	3	19	2	1	2	4	4	25
76	13	16	2	87	3	183	17	1	5	7	7	11	11	14	14	14
27	8	35	9	52	4	120	1	26	3	21	1	1	7	7	7	8
83	15	57	7	61	4	66	17	3	20	1	1	6	1	6	1	20
3	9	6	7	17	54	6	13	7	7	1	1	1	1	1	1	1
69	6	21	11	36	7	69	1	5	10	18	1	1	3	1	17	17
36	6	13	1	36	3	81	19	6	20	6	20	1	1	9	9	18
12	10	42	1	39	5	70	11	9	9	8	11	13	13	7	7	7
44	8	30	4	29	2	34	7	3	9	2	4	2	4	4	4	12
25	6	21	2	132	1	92	4	2	7	8	10	20	20	2	2	2
36	5	16	1	36	42	3	12	3	12	1	1	1	1	1	1	10
37	12	49	4	47	6	137	24	5	21	5	21	4	4	4	4	10
39	6	38	1	24	2	64	14	1	13	2	3	1	1	1	1	13
5	5	31	4	43	2	130	31	12	2	12	2	2	2	2	2	10
57	9	29	2	35	4	80	14	1	14	1	14	5	5	5	5	10
33	10	31	6	39	6	72	20	8	32	1	1	1	1	1	1	9
27	8	21	4	41	5	59	25	6	15	1	1	2	2	2	2	8
49	8	23	10	49	7	101	16	4	20	1	1	6	6	6	6	12
1	11	7	26	4	43	9	98	3	13	3	11	1	1	6	6	13
45	6	27	5	28	2	74	8	1	8	1	1	1	1	3	3	24
10	12	49	4	56	4	89	7	6	22	2	2	1	1	7	7	3
73	14	44	7	71	5	106	1	9	3	9	1	2	2	7	7	26
22	8	19	2	42	7	77	35	1	16	1	16	3	3	4	4	4
26	4	13	2	21	2	67	18	4	12	1	1	1	1	1	1	11
29	9	26	7	28	1	74	12	3	17	1	1	1	1	1	1	17
19	6	11	2	34	5	50	7	2	9	1	9	1	1	10	10	7
42	7	23	5	35	9	93	21	1	16	1	16	1	1	3	3	16
26	5	17	8	28	6	110	3	4	18	1	1	3	3	4	4	6
41	13	45	4	45	6	111	2	29	10	20	1	1	6	6	6	36
35	5	22	2	11	2	90	3	3	1	2	3	3	3	4	4	10

ABSTRACT [C]—REPORT OF

Counties	No. of first, second and third grade certificates granted		No. special certificates granted		No. of provisional certificates granted		No. of rejections		Total number of candidates examined		No. normal training certificates issued		Total county examination fees received	
	Males	Females	Males	Females	Males	Females	Males	Females	Males	Females	Males	Females	Males	Females
Johnson	12	143	2	4	14	29		28	28	204		2	28	204
Jones	6	114		4	4	12	2	20	12	150		10	12	150
Keokuk	14	100			10	41	9	37	33	178	1	8	33	178
Kossuth	2	62	1	2	2	12		5	5	81		8	15	195
Lee	1	86		2	8	22		10	9	120		8	9	120
Linn														
Louisa	7	74	1	4	4	16	5	9	17	103		6	17	103
Lucas	10	77		2	4	14	3	21	17	114		10	17	114
Lyon	4	104	1		8	33	2	30	15	167		8	15	167
Madison	14	104			6	12	1	22	21	138	5	7	21	138
Mahaska	8	135	1	3	4	1	2	17	15	156		13	15	186
Marion	9	98		3	2	5	2	11	13	117		13	13	117
Marshall	2	117	1	3	9	21		33	12	174		8	23	192
Mills	3	69		4	4	23	1	12	8	108	1	12	8	108
Mitchell	6	66			13	3	3	47	9	126		10	10	161
Monona	1	98			1	28	2	19	5	145	1	3	6	145
Monroe	13	123	2	1	2	11	2	18	19	153		12	19	153
Montgomery	5	52		6	10	26	1	19	16	102		12	16	114
Muscataine	6	105		6	9	26	2	23	17	160		5	17	160
O'Brien	5	92	1	7	3	25		15	9	130		13	10	138
Osceola	1	48		2	2	22		3	3	75		4	3	75
Page	7	146	3	2	3	27	3	35	16	210		17	16	210
Palo Alto	2	148		3	4	35		24	6	210		3	6	210
Plymouth	6	143	1		3	19		26	10	188		5	10	188
Pocahontas	10	83			3	43	4	33	17	159	9	23	17	159
Polk	27	273	16	12	18	5	48	68	340	345	5	66	345	
Pottawattamie	20	261	1	4	8	72	7	88	36	425		12	36	379
Poweshiek	13	67	1	1	6	33	3	20	23	121		25	23	121
Ringgold	10	106		1	10	8	33	18	150			7	15	153
Sac	6	96			4	22	1	16	11	134	1	13	11	134
Scott	2	165	7	14	10	41	3	41	22	261		5	22	241
Shelby	9	121	3	4	4	29	2	29	18	186		9	18	186
Sioux	6	125		1	6	41	2	17	14	184		2	14	184
Story	7	127		1	5	13	3	34	15	175		38	15	175
Tama	9	116	1	3	3	15	2	23	15	156	8	54	15	155
Taylor	11	94		3	2	11	5	40	18	148	1	3	18	148
Union	14	127	1	2	1	15	3	19	19	163		18	19	168
Van Buren	12	71		1	3	7	8	7	23	86	5	13	23	86
Wapello	6	161	2	1	2	3		32	10	197		11	10	197
Warren	19	94		2	2	6	4	52	25	154		6	25	181
Washington	11	125	4	2	3	29	9	20	27	176	2	23	27	176
Wayne	12	84		3	9	20	3	17	24	124	2	12	24	124
Webster	7	177	1	4	3	44	1	52	12	277		2	12	277
Winnebago	1	140		2	6	19	4	31	10	192		10	10	192
Winneshiek	1	128		1	2	32	2	32	5	193		5	5	193
Woodbury	6	275	3	4	20	130	4	85	33	497		33	33	466
Worth	1	41		2	1	12	1	7	3	60		5	6	60
Wright		70		6		11		24		111				244
Total	788	10,538	99	259	436	2,015	279	2,785	1,602	15,507	71	1,022	1,619	16,000

COUNTY SUPERINTENDENTS—CONTINUED.

County	Total normal training fees received		No. employed who hold state certificates or diplomas		No. holding first grade certificates		No. holding second grade certificates		No. holding third grade certificates		No. holding provisional certificates		No. holding kindergarten certificates		No. holding special certificates		No. holding normal training certificates		
	Males	Females	Males	Females	Males	Females	Males	Females	Males	Females	Males	Females	Males	Females	Males	Females	Males	Females	
Johnson	1	32	17	58	5	52	5	99	3	27	13	19	3	2	5			6	
Jones	4	53	12	23	2	19	7	96	1	13	4	12		1	10			15	
Keokuk	8	37	12	27	4	24	13	87	1	24	8	30			7			7	
Kossuth		30	2	32	1	80	5	164	1	50	8	85			1	8	1	26	
Lee	2	30	12	23	5	64	2	83		11	5	20			2	4	11	12	
Linn																			
Louisa	2	18	10	21	4	19	6	64	3	17	2	4			1	6		7	
Lucas	2	39	2	13	5	18	5	62	4	9	3	17			1	2		7	
Lyon		12	7	17	6	28	1	63	1	20	8	29			2	1	6	7	
Madison	12	35	5	16	5	42	8	117	3	12	6	11			2	1		5	
Mahaska		24	12	56	4	44	8	106	2	22	4	1			5	3	7	14	
Marion		19	10	27	11	51	13	113	2	25	2	5			2	4		9	
Marshall		23	17	65	2	55	3	81	2	16	3	81			7		4	5	
Mills	5	30	8	21	1	22	1	56	1	8	4	11			7		14	10	
Mitchell	5	3	6	11	7	20	4	45	2	24	1	11					2	19	
Monona	9	23	7	25	4	33	4	93	1	23	1	30			4	2	6	10	
Monroe		42	3	23	5	24	4	102	7	12	1	10			2	2	1	9	
Montgomery		67	6	28	3	39	5	41	1	12	10	26			2	2	5	15	
Muscataine		21	8	21	4	84	4	64	1	14	5	19			1	10		40	
O'Brien	12	60	12	33	1	40	2	80		11	2	21			1	2	0	6	
Osceola	1	22	4	11	2	29	2	46		16	2	17			1	2	2	20	
Page		48	10	47	7	55	7	76		31	3	20					7	8	
Palo Alto		19	8	17		40	4	73		19	3	30					4	16	
Plymouth		49	10	36	1	65	2	120		8	3	18			6	2	4	6	
Pocahontas	9	23	4	22	3	17	3	49	3	12	5	19						13	
Polk	1	44	43	219	20	390	8	286	1	5	3	4			64	32	44	11	
Pottawattamie		58	12	66	7	113	8	135	9	43	6	58			5	1	9	9	
Poweshiek		81	10	31	6	39	13	86	2	20	6	31			2	2	14	29	
Ringgold		35	5	16	3	35	6	58	1	17	5	17					3	27	
Sac	8	44	9	32	6	46	2	77		13	4	15			1	3	1	16	
Scott		25	16	28	10	102		148		22	2	28			3	20	36	17	
Shelby		41	5	16	5	48	3	85		19	2	14				3	4	3	
Sioux	7	31	14	52	4	47	4	90		14	6	28			1	3	4	9	
Story	2	48	14	70	5	53	7	100	1	19	4	18				2	4	14	
Tama	8	54	6	29	4	42	3	107		12	3	15				2	5	18	
Taylor	2	46	7	23	4	46	23	148	4	32	2	19				2	3	6	
Union	1	47	2	13	3	61	6	53	2	13		7			2	2	7	19	
Van Buren	10	33	8	18	6	28	13	81	2	11	2	4					3	12	
Wapello		32	8	38	5	80	4	118		17	1	2					9	11	
Warren		50	3	21	6	27	10	84	4	21	2	6				1	1	13	
Washington		25	3	27	3	35	6	123	9	63	3	19			2	4	6	9	
Wayne		36	6	22	2	15	6	45	2	6	9	14					3	16	
Webster		2	8	50	1	36	6	146	3	53	7	29			5	4	7	4	
Winnebago		49	3	22	4	40		50		10	6	8					2	10	
Winneshiek		4	13	5	21	7	95	4	50	2	12	8			1	1	2	8	
Woodbury		31	16	97	8	120	1	74		50	119				8	15	2	6	
Worth		31	4	11	7	21	1	51		11	1	14			2	2	2	6	
Wright		31	4	25		100		75		30		10			6		6	17	
Total	279	3,721	795	3,136	431	4,820	474	8,550	160	1,811	400	1,717			134	194	568	55	1,319

ABSTRACT [D]—REPORTS OF COUNTY SUPERINTENDENTS.

BUILDINGS AND GROUNDS—JULY 1, 1915 TO JUNE 30, 1916.

Counties	Buildings and Sites				Trees							
	Good	Fair	Poor	Total	No schoolhouses built during year	No. without suitable and separate out-buildings	No. supplied with flags	No. school sites having thrifty planted trees	No. planted trees in thrifty condition on school sites	No. of school sites having no trees	Give number of corporations having free text books	No. schoolhouses having suitable heating and ventilating systems
Adair	26	95	24	145	1	12	60	125	1,800	8		9
Adams	38	50	12	100		105	30	53	1,670	10	1	2
Allamakee	115	16	1	132	3	15	100	125	1,350	8	2	106
Appanoose	48	75	13	136	2	100	3	10	570	20		1
Audubon	75	25	13	113	5	7	80	90	1,100	23	2	27
Benton	103	65	4	172	1	2	158	100	2,797			25
Black Hawk	135	10	10	155	6		139	101	4,242	2		90
Boone	57	91	6	154	4		154	89	1,875			26
Bremer	70	36	2	108	4	20	45	101	1,889	1		17
Buchanan	79	37	24	140	3	8	86	49	1,616	4		54
Buena Vista	72	26	10	108	4		105	92	2,227	16		18
Butler	80	48	19	147	4		87	88	2,000	8	2	21
Calhoun	42	50	40	141	3	1	110	80	1,200	10	2	21
Carroll	79	31	29	139	3		139	33	2,105	9	2	31
Cass	74	58	20	152	3	68	100	117	2,976	6		13
Cedar	122	16	2	140	1		77	126	300		2	19
Cerro Gordo	55	67	20	142	4		118	98		4		36
Cherokee	50	75	22	147		10	147	75	2,500	15		75
Chickasaw	50	56	11	117	2	27	66	96	1,830	2		10
Clarke	30	65	13	108	3		60	78	1,400	20		12
Clay	17	20	61	98		2	90	10	1,506	28	2	17
Clayton	105	45	27	177	2		100	95	2,500	25		55
Clinton	120	55	13	188		20	90	140	3,742	2	1	70
Crawford	147	28	8	183	5	6	141	105	4,010	9		67
Dallas	123	27	9	159	2	6	130	90	1,080	20		8
Davis	42	46	11	99	3		4	70	1,113	10		6
Decatur	90	23	10	123	5		18	50	1,442	83		10
Delaware	103	30	6	139	2	34	82	57	1,840	2		29
Des Moines	69	26	5	100			77	72	1,670	2	2	27
Dickinson	61		5	66	1		66	15	998			30
Dubuque	70	58	20	148	1	15	134	145	1,975	2		22
Emmet	67	13	3	83	6		83	30	1,360	15		48
Payette	75	92	15	182			125	125	3,475	10		25
Floyd	80	31	7	118	1		118	115	1,979	3		16
Franklin	48	66	12	126	5		75	70	1,250	22		12
Fremont	81	28	12	121	1		25	63	2,080	5		12
Greene	90	38	18	146	2	19	47	55	1,776	11		115
Grundy	54	66	5	125	2	2	55	125	1,936	3		25
Guthrie	80	40	34	154	2		90	80	1,123	16		26
Hamilton	91	37	6	134			105	90	1,428			130
Hancock	83	35	12	135	4		136	72	2,120	15	7	58
Hardin	34	86	17	137	1		80	122	2,081	4		21
Harrison	80	40	24	144	2		120	125	1,500	19	3	45
Henry	30	34	45	109	2		60	70	1,850	3		13
Howard	37	48	23	108		20	104	16	470	35		8
Humboldt	7	87	10	104	1	4	100	55	1,828	10		27
Ida	5	25	72	102	1	75	95	80	3,320	20		9
Iowa	44	55	44	143	1	3	86	74	2,329	9		18
Jackson	97	41	12	150		5	82	131	1,900	5		22
Jasper	119	46	25	190	5	30	123	170	7,210	19		2
Jefferson	43	49	7	99	2	4	50	36	1,198	3		23

ABSTRACT [D]—REPORTS OF COUNTY SUPERINTENDENTS—CONTINUED

BUILDINGS AND GROUNDS, JULY 1, 1914, TO JUNE 30, 1915.

Counties	Buildings and Sites				Trees							
	Good	Fair	Poor	Total	No schoolhouses built during year	No. without suitable and separate out-buildings	No. supplied with flags	No. school sites having thrifty planted trees	No. planted trees in thrifty condition on school sites	No. of school sites having no trees	Give number of corporations having free text books	No. schoolhouses having suitable heating and ventilating systems
Johnson	147	20	6	173	1			60	3,181	3		13
Jones	119	15	3	137			86	136	2,500			13
Keokuk	105	30	3	138	1		139	73	3,686	5		30
Kossuth	166	35	14	215	3		175	140	3,500	20	2	24
Lee	70	43	13	126	1	5	115	80	2,180	4		27
Linn	132	20	10	212	6		212	85	3,214		2	35
Louisa	52	25	12	89	1		39	50	1,419	7		7
Lucas	37	54	6	97	3	12	65	42	150	2		13
Lyon	95	34	11	140	3	9	139	124	3,000	8	3	38
Madison	102	25	15	142	4	10	120	114	2,000	4		6
Mahaska	35	89	20	144	6	1	93	66	2,303	27		4
Marion	74	51	10	135	4		135	100	2,075			37
Marshall	90	20	7	117	1		76	60	1,950	8	1	29
Mills	45	36	13	94	1		42	47	1,609	4	6	33
Mitchell	30	43	32	105		10	70	80	1,800	5		18
Monona	119	12	15	146			76	101	3,609	11		10
Monroe	67	46	7	120	2	10	50	60	958	15		20
Montgomery	56	44	14	114	3	1	83	100	2,855	1	2	20
Muscatine	53	33	17	103	3	3	85	76	2,050	2		36
O'Brien	90	40	10	140	1	10	120	115	2,949	13		81
Osceola	32	49	8	89		84	84	62	1,200	18		20
Page	69	50	20	139			130	108	4,170	3	1	31
Palo Alto	77	34	9	120	2		120	67	843	53		51
Plymouth	50	96	30	176	2		176	75	3,091	22		55
Pocahontas	50	75	5	130		30	130	30	3,738	8	2	8
Polk	92	26	93	211			123	120	2,161	12	1	70
Pottawattamie	223	24	10	257	2		212	161	6,714	6	2	152
Poweshiek	84	43	16	143	4		98	95	3,100	3	1	28
Ringgold	77	45	10	132	3		28	43	1,075		3	5
Sac	34	24	81	139	1		139	78	2,923	20		83
Scott	94	25	9	128			127	4,305				25
Shelby	99	30	1	130	2	1	48	21	2,112	10		24
Sioux	102	82		184	3		180	172	3,748	36	2	130
Story	57	63	26	146	3	3	125	94	2,520	4	7	28
Tama	75	60	35	170	10		170	170	2,040		2	10
Taylor	52	36	41	129	1	40	27	74	2,160	5		38
Union	66	31	14	111	3	4	88	96	2,046	6		10
Van Buren	34	57	22	113	2	1	31	98	1,706			13
Wapello	90	20	11	121	6		70	75	1,770	4		54
Warren	44	54	33	131	1	25	90	60	1,609	17		9
Washington	37	67	28	132	1	4	75	80	2,385			31
Wayne	65	35	29	129	3	25	65	75	1,550	20		
Webster	54	99	35	188	3		187	114	2,536	10		35
Winnebago	39	48	5	92		12	92	59	1,568	29	2	85
Winneshiek	132	7	8	147	3	28	95	147	1,491	19		97
Woodbury	97	65	30	192	2	10	100	85	1,020	20	8	126
Worth	77	8	10	95	1		82	55	660	12	1	60
Wright	114	12	6	132	4		112	3,500	21			79
Total	7,447	4,905	1,733	13,485	222	958	9,361	8,540	213,140	1,073	77	3,460

ABSTRACT [D-1]—REPORTS OF COUNTY SUPERINTENDENTS.

MEETINGS, SCHOOL VISITATION AND COMPENSATION—JULY 1, 1915 to JUNE 30, 1916.

Counties	Educational Meetings				School Visitation	Compensation and Expenses			
	County association	Township meetings	Educational meetings held	School officers meetings		No. appeals decided since last report	School rooms visited since last report	No. different visits made by County Superintendents	Amount received by county superintendents from July 1, 1914, to June 30, 1915
Adair	No	No	20	20	186	250	\$ 1,500.00	\$ 480.00	\$ 220.00
Adams	Yes	No	7	7	104	130	1,458.34	146.00	101.46
Allamakee	Yes	Yes	12	12	149	130	1,500.00	600.00	280.80
Appanoose	No	No	3	3	177	185	1,250.00	257.50	134.70
Audubon	No	No	5	5	122	175	1,458.33		142.65
Benton	No	No	3	3	170	215	1,458.33	70.00	200.96
Black Hawk	No	No	75	1	150	200	2,000.00	800.00	250.00
Boone	No	No	22	22	210	210	1,500.00	373.30	175.69
Bremer	No	No	6	6	148	221	1,500.00	20.50	237.25
Buchanan	No	No	7	7	165	192	1,458.00	685.00	236.21
Buena Vista	No	No	5	5	120	132	1,500.00	300.00	250.00
Butler	No	Yes	34	1	190	202	1,458.33	156.36	300.15
Calhoun	No	No	10	1	137	161	1,475.00	600.00	
Carroll	No	No	5	4	191	271	1,500.00	100.00	250.00
Cass	No	No	6	1	172	180	1,458.37	157.70	214.57
Cedar	No	No	3	1	110	114	1,458.32	86.08	58.53
Carro Gordo	Yes	No	20	1	116	130	2,000.00	953.30	250.00
Cherokee	No	No	5	1	175	500	1,450.00	618.75	300.00
Chickasaw	Yes	No	19	1	238	238	1,460.00	600.00	217.55
Clarke	Yes	No	3	3	123	184	1,458.00	240.00	196.56
Clay	Yes	No	3	1	145	180	1,458.32	470.50	282.62
Clayton	No	No	7	7	328	359	1,500.00	500.00	250.00
Clinton	No	Yes	7	7	150	155	1,775.00	450.00	259.69
Crawford	No	No	7	7	250	353	1,500.00	810.00	217.58
Dallas	No	No	10	10	181	163	1,458.34	540.00	145.00
Davis	No	No	5	1	132	140	1,458.32	70.00	202.18
Decatur	Yes	No	10	13	105	112	1,500.00	440.62	260.91
Delaware	No	No	4	10	183	230	1,500.00	600.00	200.00
Des Moines	No	No	7	1	110	210	1,400.00	540.00	180.00
Dickinson	No	No	6	15	126	161	1,500.00	144.30	217.96
Dubuque	Yes	No	8	8	117	135	1,458.33	600.00	305.12
Emmet	No	No	7	1	125	254	1,458.32	138.00	245.01
Fayette	No	No	4	4	118	133	1,349.32	600.00	250.00
Floyd	No	Yes	9	2	183	198	1,500.00	600.00	168.78
Franklin	No	No	5	1	72	110	1,500.00	197.88	49.31
Fremont	No	No	4	4	147	183	1,500.00	543.50	199.10
Greene	Yes	No	9	9	184	219	1,475.00	211.35	187.76
Grundy	No	No	6	3	108	141	1,458.00	606.00	169.49
Guthrie	No	No	8	1	205	287	1,350.00	47.00	197.60
Hamilton	No	No	5	42	126	140	1,500.00	600.00	172.18
Hancock	No	No	2	2	68	83	1,458.00	600.00	178.78
Hardin	Yes	No	16	16	140	250	1,450.00	556.05	225.05
Harrison	No	No	2	2	163	163	1,500.00	624.00	235.00
Henry	No	No	4	4	120	213	1,500.00	125.00	236.11
Howard	No	No	6	6	97	110	1,250.00	600.00	245.13
Humboldt	Yes	No	6	6	170	338	1,458.00	240.30	220.09
Ida	Yes	No	7	7	90	105	1,680.00	24.00	
Iowa	No	No	4	4	169	200	1,450.00	616.00	171.48
Jackson	Yes	No	4	1	202	212	1,458.00	29.75	156.98
Jasper	No	Yes	18	2	200	215	1,500.00	700.00	250.00
Jefferson	No	No	7	7	149	240	1,442.00	160.35	191.42

ABSTRACT [D-1]—REPORTS OF COUNTY SUPERINTENDENTS—CONTINUED.

Counties	Educational Meetings					School Visitation	Compensation and Expenses			
	County association	Township meetings	Educational meetings held	School officers meetings	No. appeals decided since last report		School rooms visited since last report	No. different visits made by County Superintendents	Amount received by county superintendents from July 1, 1914, to June 30, 1915	Amount paid by county to assistants from July 1, 1914, to June 30, 1915
Johnson	No	No	2	2	181	165	1,500.00	720.00	249.15	
Jones	No	No	43	43	135	142	1,458.00	375.00	300.17	
Keokuk	Yes	No	6	6	230	232	1,458.00	676.00	231.55	
Kossuth	No	No	6	1	186	195	1,458.00	685.00	246.30	
Lee	Yes	No	7	2	180	200	1,438.33	24.00	246.49	
Linn	Yes	No	14	1	200	200	2,250.00	720.00		
Louisa	Yes	No	6	1	106	114	1,250.00	382.55	215.01	
Lucas	Yes	No	5	4	179	160	1,458.34	600.00	220.23	
Lyon	Yes	No	8	8	145	151	1,458.00	400.00	226.00	
Madison	Yes	No	2	2	161	182	1,463.32	98.65	252.80	
Mahaska	No	No	8	8	163	208	1,458.33	600.00	176.00	
Marion	Yes	Yes	7	25	250	300	1,500.00	840.00		
Marshall	No	No	4	1	223	229	1,458.33	270.94	145.40	
Mills	No	No	2	2	132	148	1,600.00		202.96	
Mitchell	Yes	Yes	10	3	200	280	1,500.00	309.00	275.00	
Monona	Yes	No	4	8	216	232	1,375.00	58.00	250.00	
Monroe	Yes	Yes	5	1	190	195	1,459.32	75.00	100.00	
Montgomery	No	No	7	7	103	109	1,500.00	17.70	216.48	
Muscatine	Yes	No	10	10	86	108	1,488.34	600.00	190.01	
O'Brien	No	No	1	1	190	290	1,500.00	172.00	226.41	
Osceola	No	No	5	5	99	160	1,500.00	101.00	235.40	
Page	Yes	Yes	18	18	181	195	1,478.32	614.27	263.43	
Palo Alto	Yes	No	6	6	137	250	1,458.00	708.00	250.00	
Plymouth	No	No	5	1	202	155	1,500.00	280.00	169.87	
Pocahontas	No	No	7	24	125	125	1,500.00	400.00		
Polk	Yes	No	16	3	176	237	2,000.00	1,041.00	251.53	
Pottawattamie	No	No	10	18	152	167	1,500.00	850.00	231.30	
Poweshiek	No	No	6	6	185	168	1,458.32	328.00	275.00	
Ringgold	No	No	3	3	169	147	1,458.33	115.50	168.53	
Sac	No	Yes	9	1	140	180	1,458.00	250.00	158.82	
Scott	No	No	1	1	128	192	1,800.00	720.00	176.72	
Shelby	Yes	No	5	1	240	250	1,499.16	112.51	351.20	
Sioux	No	No	6	1	200	186	1,916.66	901.50	250.00	
Story	Yes	No	22	1	265	370	1,458.32	870.00	246.47	
Tama	No	No	9	9	200	200	1,400.00	87.75	200.00	
Taylor	No	No	8	2	118	122	1,458.38	259.00	136.93	
Union	No	No	7	1	130	160	1,458.32	421.00	156.49	
Van Buren	No	Yes	5	1	149	155	1,500.00	250.00	160.53	
Wapello	Yes	Yes	5	5	134	140	1,459.33	700.00	213.94	
Warren	No	No	5	5	180	190	1,458.33	580.00	335.42	
Washington	No	No	9	9	174	220	1,458.00	600.00	251.88	
Wayne	No	Yes	1	1	120	30	1,458.33	480.00	131.84	
Webster	Yes	Yes	8	1	56	60	1,458.34	480.00	95.95	
Winnebago	No	No	5	5	89	184	1,458.00	336.25	159.28	
Winnesbick	No	No	12	2	200	155	1,800.00	529.00	250.00	
Woodbury	Yes	No	4	2	344	344	2,000.00	700.00	249.94	
Worth	No	No	13	13	125	275	1,458.32	615.05	192.98	
Wright	Yes	Yes	6	12	200	200	1,800.00	820.00	250.00	
Total			829	230	16	15,805	18,938	\$149,700.74	\$ 42,122.27	\$ 20,132.65

ABSTRACT [E]—REPORTS OF
TEACHERS' NORMAL INSTITUTE

COUNTY SUPERINTENDENTS—CONTINUED.

JULY 1, 1915 TO JUNE 30, 1916.

Counties	Where Held	Sessions			Teachers in Attendance		
		Commencing	Continuing days	Sessions daily	Males	Females	Total
Adair	Greenfield	Sept. 15, 1915	2	2	15	178	193
Adams	Corning	Sept. 30, 1915	2	2	14	133	147
Allamakee	Waukon	Oct. 21, 1915	2	2	10	149	159
Appanoose	Centerville	Oct. 7, 1915	2	2	45	230	275
Audubon	Audubon	Dec. 2, 1915	2	2	10	124	134
Benton	Vinton	Oct. 7, 1915	2	2	27	233	260
Black Hawk	Waterloo	Dec. 6, 1915	2	2	30	356	386
Boone	Boone	Oct. 28, 1915	2	2	14	183	197
Bremer	Waverly	Oct. 7, 1915	2	2	11	156	167
Buchanan	Independence	Jan. 13, 1916	2	2	16	192	208
Buena Vista	Storm Lake	April 20, 1916	2	2	17	161	178
Butler	Allison	Oct. 7, 1915	2	2	25	178	203
Calhoun	Rockwell City	Feb. 21, 1916	2	2	20	215	235
Carroll	Carroll	April 20, 1916	2	2	30	165	195
Cass	Atlantic	Dec. 16, 1915	2	2	17	213	230
Cedar	Tipton	Jan. 20, 1916	2	2	26	167	193
Cerro Gordo	Clear Lake	Oct. 7, 1915	2	2	12	171	183
Cherokee	Cherokee	Sept. 30, 1915	2	2	17	170	187
Chickasaw	New Hampton	Sept. 23, 1915	2	2	13	153	166
Clarke	Osceola	Oct. 21, 1915	2	2	18	120	138
Clay	Spencer	Nov. 18, 1915	2	2	18	135	153
Clayton	Elkader	Oct. 15, 1915	2	2	28	212	240
Clinton	Clinton	Sept. 24, 1915	2	2	28	332	360
Crawford	Denison	Oct. 7, 1915	2	2	18	235	253
Dallas	Perry	Oct. 14, 1915	2	2	27	273	300
Davis	Adel	Oct. 22, 1915	2	2	56	117	173
Decatur	Bloomfield	Nov. 11, 1915	2	2	39	219	258
Delaware	Leon	Sept. 23, 1915	2	2	14	177	191
Des Moines	Manchester	Oct. 7, 1915	2	2	27	224	251
Dickinson	Burlington	Feb. 7, 1916	2	2	14	112	126
Dubuque	Spirit Lake	Oct. 14, 1915	2	2	30	574	604
Dubuque	Dubuque	Oct. 15, 1915	2	2	6	120	126
Dubuque	Dubuque	March 25, 1916	2	2	22	247	269
Emmet	Estherville	March 16, 1916	2	2	15	173	191
Fayette	Clermont	Sept. 30, 1915	2	2	12	162	174
Floyd	Charles City	Sept. 9, 1915	2	2	13	130	143
Franklin	Hampton	Dec. 9, 1915	2	2	33	197	230
Fremont	Hamburg	Jan. 13, 1916	2	2	19	138	157
Greene	Jefferson	Feb. 17, 1916	2	2	25	193	218
Grundy	Grundy Center	Oct. 21, 1915	2	2	21	172	193
Guthrie	Guthrie Center	Oct. 4, 1915	2	2	24	276	300
Hamilton	Webster City	Jan. 20, 1916	2	2	25	261	286
Hancock	Eldora	Sept. 23, 1915	2	2	19	158	177
Hardin	Eldora	Feb. 10, 1916	2	2	9	157	166
Harrison	Logan	Oct. 14, 1915	2	2	14	158	172
Henry	Mt. Pleasant	Feb. 7, 1916	2	2	24	276	300
Howard	Oresco	Sept. 30, 1915	2	2	2	96	98
Humboldt	Humboldt	Dec. 2, 1915	2	2	25	128	153
Ida	Ida Grove	Dec. 9, 1915	2	2	2	96	98
Iowa	Marengo	Dec. 2, 1915	2	2	2	96	98

Institute Fund										
Receipts						Expenditures				
On hand July 1, 1914	Examination fees from July 1, 1914, to June 30, 1915	Normal training examination fees from July 1, 1914, to June 30, 1915	Incidentals and other sources	State appropriation	County appropriation	Total	Lectures	Incidentals	On hand June 30, 1915	
\$ 34.60	\$ 68.00	\$ 23.50	\$ 88.00	\$ 50.00	\$ 150.00	\$ 414.10	\$ 241.75	\$ 8.00	\$ 164.35	
68.92	64.50	13.50		50.00	150.00	346.92	220.00	26.95	89.97	
325.10	81.50	34.50		50.00	150.00	641.10	305.00	8.00	328.10	
202.87	94.00	52.50	156.47	50.00	300.00	855.84	385.37	163.17	307.50	
125.81	42.50	19.00		50.00	300.00	537.31	200.50		336.81	
240.33	88.50	19.00		50.00	150.00	547.83	253.41		294.42	
128.60	116.50			50.00	200.00	495.10	380.00	8.80	106.30	
166.14	102.50	37.50		50.00	150.00	356.14	119.06	22.60	214.48	
296.19	48.00	15.50	18.90	50.00	150.00	581.59	236.51	22.50	322.58	
349.97	96.00	17.00		50.00	150.00	602.97	290.02	30.00	342.95	
134.01	73.00	20.00		50.00	150.00	427.01	288.21	36.91	106.89	
206.47	100.00	23.50		50.00	300.00	679.97	190.80	41.45	448.22	
613.18	77.50	21.50		50.00	150.00	912.18	257.02	31.00	624.16	
147.72	86.00	15.50		50.00	150.00	449.22	239.70	30.00	179.52	
550.61	107.00	50.00		50.00	150.00	907.61	202.11	24.00	681.50	
443.24	78.50	23.50		50.00	150.00	595.24	207.42		387.82	
146.92	99.50	15.00		50.00	150.00	461.42	383.17	9.70	68.55	
118.99	30.50	26.00	41.25	50.00	150.00	416.74	229.69	36.75	150.30	
476.71	83.50	22.00		50.00	150.00	782.21	270.68	26.00	485.53	
229.18	79.00	36.50		50.00	300.00	604.68	306.82	60.00	325.86	
220.99	89.50	16.50		50.00	150.00	526.99	248.65	6.50	271.84	
304.24	107.50	28.50		50.00	150.00	490.24	228.30	15.50	246.44	
358.80	149.50	38.00	22.06	50.00	200.00	818.36	350.65	2.00	465.71	
303.22	146.00	13.50		50.00	150.00	662.72	200.51	14.50	447.71	
76.85	83.50	42.50		50.00	150.00	402.85	298.36	27.25	77.24	
195.75	116.50			50.00	150.00	392.25	242.00		120.25	
302.07	100.50	47.50		50.00	150.00	500.07	291.34		208.73	
414.78	90.00	19.50		50.00	150.00	724.28	260.00	6.00	458.28	
531.75	66.50	6.00		50.00	200.00	854.25	221.00	19.00	614.25	
	34.50	22.00		50.00	300.00	406.50	265.33		141.17	
4.74	130.00	13.00		50.00	200.00	397.74	294.81	33.75	69.18	
236.95	45.50	15.00		50.00	150.00	487.45	279.60	11.75	196.10	
218.13	134.00	20.50		50.00	150.00	572.68	161.00	21.50	390.18	
332.52	65.50	19.50		50.00	150.00	617.52	176.29	26.50	414.73	
436.01	65.00	2.50	3.39	50.00	150.00	556.90	198.47		358.43	
186.64	89.50	33.00		50.00	150.00	509.14	297.50	4.50	207.14	
635.51	104.00	18.00		50.00	150.00	907.51	211.81	3.37	592.33	
322.74	44.00	22.00		50.00	150.00	588.74	182.77	49.25	356.72	
776.44	97.50	27.50		50.00	150.00	951.44	147.47	12.00	791.97	
807.38	85.00	6.00		50.00	150.00	948.38	292.54	14.00	641.84	
303.57	53.00	26.00		50.00	150.00	592.57	292.57		592.57	
234.84	136.50	5.00		50.00	150.00	576.34	382.06	151.14	42.24	
711.57	69.00	36.50		50.00	150.00	867.07	220.91	5.00	641.16	
374.74	104.00	13.50		50.00	150.00	602.24	230.00	62.39	309.85	
191.35	51.50	13.00		50.00	150.00	455.85	272.20	2.40	181.25	
540.57	54.50	15.00		50.00	150.00	810.07	195.15	22.00	592.32	
295.11	49.50	9.50		50.00	150.00	404.11	185.00	12.25	206.86	
227.22	79.00	21.00		50.00	150.00	527.22	165.19	81.45	280.58	

ABSTRACT [E]—REPORTS OF

Counties	Where Held	Sessions			Teachers in Attendance		
		Commencing	Continuing days	Sessions daily	Males	Females	Total
Jackson	Bellevue	Oct. 21, 1915	2	2	18	266	284
Jasper	Maquoketa	Jan. 15, 1916	2	2	35	246	281
Jefferson	Newton	Dec. 10, 1915	2	2	18	135	153
Johnson	Fairfield	Feb. 7, 1916	2	2	10	128	138
Jones	Iowa City	April 3, 1916	2	3	26	142	168
	Monticello	Oct. 14, 1915	2	3	39	299	338
Keokuk	Sigourney	April 13, 1916	2	2	13	234	247
Kossuth	Algona	Nov. 11, 1915	2	3	29	220	249
Lee	Ft. Madison	Oct. 7, 1915	2	3	25	135	160
Linn	Cedar Rapids	Oct. 15, 1915	2	3	19	137	156
Louisa	Wapello	March 23, 1916	2	2	20	160	186
Lucas	Chariton	Sept. 30, 1915	2	2	21	175	196
Lyon	Rock Rapids	April 27, 1916	2	2	22	262	284
Madison	Winterset	Oct. 7, 1915	2	2	200	221	421
Mahaska	Oskaloosa	April 6, 1916	2	2	16	149	165
Marion	Knoxville	Oct. 14, 1915	2	3	14	135	149
Marshall	Marshalltown	Nov. 11, 1915	2	2	9	97	106
Mills	Glenwood	Sept. 30, 1915	2	2	17	132	149
Mitchell	Osage	Feb. 1, 1916	2	2	21	188	209
Monona	Onawa	April 13, 1916	2	2	14	106	120
Monroe	Albia	Dec. 16, 1915	2	2	12	203	215
Montgomery	Red Oak	Jan. 13, 1916	2	3	17	213	230
Muscatine	Muscatine	Oct. 14, 1915	2	2	19	141	161
O'Brien	Sheldon	March 30, 1916	2	3	18	201	219
Osceola	Sibley	Dec. 9, 1915	2	2	15	179	194
Page	Shenandoah	Jan. 13, 1916	2	3	10	221	231
Palo Alto	Emmetsburg	Dec. 2, 1915	2	2	8	188	198
Plymouth	Le Mars	March 30, 1916	2	3	80	750	830
Pocahontas	Pocahontas	Oct. 4, 1915	2	3	21	463	484
Polk	Des Moines	Sept. 1, 1915	2	1	33	223	256
	Avoca	Feb. 3, 1916	2	2	19	164	183
Pottawattamie	Council Bluffs	March 30, 1916	2	2	23	235	258
Poweshiek	Grinnell	Feb. 14, 1916	2	2	7	116	123
Ringgold	Mt. Ayr	Dec. 9, 1915	2	3	16	184	200
Sac	Sac City	Oct. 21, 1915	2	2	29	251	280
Scott	Davenport	Oct. 18, 1915	5	2	25	239	264
Shelby	Harlan	Oct. 8, 1915	2	2	23	235	258
Sioux	Orange City	Oct. 7, 1915	2	2	19	164	183
Story	Nevada	Oct. 11, 1915	2	2	23	235	258
	Ames	Oct. 14, 1915	2	2	7	116	123
Tama	Toledo	Oct. 7, 1915	2	2	16	184	200
Taylor	Bedford	April 6, 1916	2	2	29	251	280
Union	Creston	Nov. 19, 1915	2	2	23	235	258
Van Buren	Keosauqua	Sept. 9, 1915	3	2	19	129	148
Wapello	Ottumwa	Nov. 18, 1915	2	2	9	140	149
Warren	Indianola	Oct. 21, 1915	2	2	20	183	203
Washington	Washington	Feb. 10, 1916	2	3	23	184	207
Wayne	Corydon	Dec. 2, 1915	2	2	35	152	187

COUNTY SUPERINTENDENTS—CONTINUED.

Institute Fund											
Receipts						Expenditures					
On hand July 1, 1914	Examination fees from July 1, 1914, to June 30, 1915	Normal training examination fees from July 1, 1914, to June 30, 1915	Incidentals and other sources	State appropriation	County appropriation	Total	Lectures	Incidentals	On hand June 30, 1915		
230.33	104.00	14.50		50.00	150.00	548.83	285.34	64.90	198.59		
227.67	127.50	21.00	1.00	50.00	150.00	577.17	461.21	35.00	80.96		
190.35	55.50	17.50		50.00	300.00	613.35	259.90	56.32	297.13		
374.31	116.00	16.50		50.00		556.81	216.94		339.87		
478.92	81.00	28.50		50.00	150.00	788.42	239.75	28.50	520.17		
315.00	105.50	22.50		50.00	150.00	643.00	260.00	4.00	379.00		
467.63	105.00	15.00		50.00		637.63	211.96	65.68	359.99		
249.08	64.50	16.00		50.00	400.00	779.58	232.94	23.75	522.89		
207.49	267.00	29.00		50.00	200.00	753.49	373.15	104.63	275.71		
45.15	60.00	10.00		50.00	150.00	315.15	211.41	12.50	74.84		
405.96	65.50	19.50		50.00	150.00	600.96	174.50	-12.13	504.23		
432.91	91.00	6.00		50.00	150.00	749.91	210.73		539.18		
678.45	79.50	23.50		50.00		831.45	193.75	36.70	601.00		
306.19	97.50	12.00		50.00		555.69	199.09	32.13	324.42		
228.20	65.00	11.00		50.00	225.00	579.20	317.36	19.70	242.14		
415.75	108.00	11.50		50.00	200.00	785.25	211.41	100.45	473.39		
248.87	58.00	22.00		50.00	150.00	528.87	241.53	2.00	285.34		
130.57	85.50	2.50		50.00	300.00	558.57	272.50	29.00	257.07		
820.34	75.50	15.50		50.00	150.00	1,111.34	249.94	5.00	866.40		
559.00	86.00	21.00		50.00	150.00	866.00	225.00		641.00		
314.89	65.00	33.50		50.00		463.39	352.88	7.00	103.51		
334.88	88.50	10.50		50.00	150.00	633.88	296.44	28.00	310.44		
230.41	74.00	36.00		50.00	150.00	540.41	217.07	8.00	261.34		
57.00	39.00	11.50		50.00	150.00	307.50	223.00	6.00	78.50		
	113.00	25.00	13.59	50.00	150.00	351.59	270.00	13.29	68.30		
256.08	108.00	9.50		50.00	402.50	826.08	659.50	19.25	147.33		
194.22	99.00	24.50		50.00	150.00	517.72	267.85	214.84	35.03		
336.13	88.00	16.00	18.50	50.00	150.00	658.63	166.50	21.00	471.13		
1,122.85	205.50	22.50		50.00	200.00	1,600.85	501.50	6.80	1,092.55		
921.38	207.50	29.00	880.00	50.00		2,087.88	1,087.68	286.98	713.22		
80.81	72.00	40.50		50.00	150.00	393.31	215.00	14.00	164.31		
154.24	84.00	17.50	844.50	50.00		1,150.24	1,003.29	10.00	136.95		
295.94	72.50	26.00		50.00	150.00	594.44	177.46		416.98		
1,756.02	151.50	12.50		50.00	200.00	2,150.02	154.00	73.70	1,922.32		
313.98	102.00	20.50		50.00		486.48	215.00	14.10	257.38		
1,216.79	99.00	18.00		50.00	150.00	1,627.79	273.30	10.00	1,244.49		
450.64	95.00	25.00		50.00	150.00	770.64	230.78	28.50	511.36		
409.66	85.00	31.00		50.00	150.00	725.66	250.42	27.52	447.72		
127.79	83.00	24.50	.50	50.00	150.00	435.79	246.63		189.16		
271.60	91.00	24.00		50.00	150.00	586.60	239.33	49.17	298.10		
329.08	54.50	21.50		50.00	150.00	605.08	188.25	16.88	309.95		
336.27	103.50	16.00		50.00		505.77	194.24	37.95	273.58		
138.95	103.00	25.00		50.00		316.95	217.50	12.91	86.54		
58.09	101.50	13.50		50.00	150.00	373.09	175.50	31.75	165.84		
189.84	74.00	21.50		50.00	150.00	485.34	275.60	32.00	177.74		

ABSTRACT [E]—REPORTS OF

Counties	Where Held	Sessions			Teachers in Attendance		
		Commencing	Continuing days	Sessions daily	Males	Females	Total
Webster	Ft. Dodge	Mar. 2, 1916	2	2	17	209	226
Winnebago	Buffalo Center	Nov. 11, 1915	2	3	10	131	141
Winneshiek	Decorah	Oct. 21, 1915	2	2	17	189	206
Woodbury	Sioux City	Jan. 27, 1916	2	3	50	411	461
Worth	Northwood	Oct. 4, 1915	2	3	7	104	111
Wright							
Total					1,954	18,906	20,860

COUNTY SUPERINTENDENTS—CONTINUED.

Institute Fund									
Receipts						Expenditures			
On hand July 1, 1914	Examination fees from July 1, 1914, to June 30, 1915	Normal training examination fees from July 1, 1914, to June 30, 1915	Incidentals and other sources	State appropriation	County appropriation	Total	Lectures	Incidentals	On hand June 30, 1915
651.80	144.50	1.00	4.00	50.00	200.00	1,051.30	207.00	60.00	784.30
25.18	101.00	25.50		50.00	55.00	256.68	191.22	29.13	36.33
198.41	99.00			50.00	150.00	497.41	248.00	33.54	215.87
798.91	249.50	15.50		50.00		1,113.91	544.00	11.75	558.16
210.68	33.00	15.50		50.00	150.00	459.18	181.50	3.00	274.68
49.41	122.00	45.50		50.00		266.91	120.00	3.86	143.05
\$3,540.59	\$9,143.00	\$2,029.00	\$2,092.16	\$4,000.00	\$13,382.50	\$65,087.25	\$26,411.80	\$2,943.84	\$35,731.61

ABSTRACT [E-1]—REPORTS OF COUNTY SUPERINTENDENTS

INSTITUTE FACILITIES JULY 1, 1915, TO JUNE 30, 1916.

INSTRUCTIONS AND LECTURERS.

Adair—Mrs. Mina Whittum—W. H. Davis, Katherine McGuire, Roy R. Brounink, Thomas B. Young, Roscoe Applegate, Ethel Miller, Ruth Reece, Mrs. Elsie Davis.

Adams—Mary C. Larson—S. W. Mitchell, Hattie Moore Mitchell, A. B. Alderman, Louise B. Weaver, J. W. Maden, Paul Skorupinski.

Allamakee—W. L. Peck—Dr. Preston W. Search, Mrs. Josephine Raymond, Prof. Wm. F. Barr.

Appanoose—Janet Wilson—Louise B. Weaver, Ella Ford Miller, F. E. Brown, F. P. Reed, H. C. Eells, W. F. Barr, Lillian Shanks, Ruth Smith, Bernice Gilbert. Audubon—Ella M. Stearns, J. W. Studebaker, Edgar Kindley, Dora Clark, Elizabeth Bretell, Eva May Luse, Amy Willoughby.

Benton—Linnie E. Schloeman—H. R. Pattingill, E. E. Lewis, Eva Anderson, Macy Campbell, Eva Luce, J. Adam Puffer.

Black Hawk—H. C. Moeller—J. C. McGlade, Belle C. Schofield, A. H. Speer, Charles W. Kline, A. T. Hukill, M. E. Haggerty, A. M. Deyoe, Horace Deemer, H. H. Seerley.

Boone—Gracia E. Tucker, Dr. Bennett, Mrs. E. B. Wilson, R. K. Farrar, F. Daehler.

Bremer—May E. Francis—Prof. John Barnes, F. C. Cunningham, Kate Logan, F. Osborn, F. E. Correll, M. M. Hassey, G. M. Tyrrell, Helen Massar, W. F. Griffith, Joy Smock.

Buchanan—A. E. Jewett—Edwin D. Starbuck, J. C. McGlade, Fredrica V. Shattuck, Belle C. Scofield, John L. Cherney.

Buena Vista—A. E. Harrison—A. E. Bennett, J. C. McGlade, C. E. Akers, J. N. Potter, M. R. Soth, W. S. Still, Mary Montgomery, V. J. Anderson, R. D. Echlin, H. H. Linton, W. Herrin.

Butler—Benjamin Boardman—C. P. Colegrove, A. C. Fuller, Maude L. Fretz, Fredrica V. Shattuck, Prof. Morrill King.

Calhoun—Jenette Lewis—C. E. Avis, Frank D. Joseph, A. F. Benson, Alice B. LeFevre, Dr. John Stout, C. P. Colegrove, E. J. Cable, J. W. Bugg.

Carroll—George Galloway—C. P. Colegrove, E. C. Lynn, Rose M. Parker, E. T. Haush, W. P. Helms, O. G. Prichard, J. N. Cunningham, J. H. Dutton, A. L. Boyer, Fredrica Shattuck.

Cass—Jennie M. Ward—Arthur E. Bennett, R. K. Farrar, M. M. McIntyre, C. P. Colegrove, M. C. Galpin, T. B. Homan.

Cedar—Mildred R. Yule—Ida Roberts, R. K. Farrar, Mrs. E. B. Wilson, W. A. Jessup, Homer R. Dill.

Cerro Gordo—C. T. Benson—C. E. Avis, C. A. Fullerton, Ida Nolan Reynolds, W. A. Jessup.

Cherokee—Lew McDonald—Chas. Meyerhoiz, C. P. Colegrove, Mary Richardson, E. P. Palmer, C. A. Fullerton.

Chickasaw—Esther H. Swenumson—Miss Grace Rait, Miss Harriet Kenyon, Dr. A. E. Bennett, Dr. C. W. Wassam, Miss Eva Anderson.

Clarke—Bessie Hart—Miss Dorothy Scott, Mrs. C. W. Hummell, W. H. Eels, Mrs. Ella Ford Miller, Charles Meyerholz, F. P. Reed.

Clay—D. M. Odle—Dr. M. V. O'Shea, Dr. Horn, Macy Campbell.

Clayton—Carl F. Becker—H. B. Pattingill, D. R. Earl, Wm. Brandenburg, W. W. Heald, F. T. Cole, Jennie Donhowe, F. Oncley, Isabelle M. Osborne.

Clinton—C. E. Cozzens—H. L. Eells, C. H. Brown, Isabelle M. Osborne, Geo. H. Betts, W. A. Jessup, C. P. Colegrove.

Crawford—F. N. Olry—C. W. Wassam, M. G. Clark, Fredrica Shattuck, Anna Kirley.

ABSTRACT [E-1]—REPORTS OF COUNTY SUPERINTENDENTS

—CONTINUED.

Dallas—Effie Schuneman—L. A. Elezek, Dr. W. A. Jessup, F. L. Mahannah, Mrs. E. B. Wilson, Kate Logan, Mary Vaughn, Z. C. Thornburg, Frank Linderman.

Davis—Agnes McConnell—Blanche Goudy, C. E. Avis, Chas. Meyerholz, C. W. Wassam, Jaretta Jordan.

Decatur—Mabel Horner—Macy Campbell, Mary Murphy, J. E. Stout, Dorothy Scott, Frank P. Reed, J. C. McGlade, Julia Grady, C. B. Woodstock, J. E. Prather.

Delaware—F. P. Walker—Grace Schermerhorn, R. W. Cooper, W. A. Jessup, Chas. S. Medbury, Arthur McMurray, Ernest L. Cox.

Des Moines—Dr. Francis G. Blair—J. W. Searson, Geo. H. Betts, W. A. Jessup, C. P. Colegrove.

Dickinson—Jennie R. Bailey—A. C. Fuller, L. E. Gibson, Gladys Knight, Geo. Betts.

Dubuque—Joseph Flynn—Geo. Farrell, Pauline Mannix, L. F. Martin, Maude Reeder, Genevieve Fischer, F. M. Leavitt, Joseph Kennedy, Georgia Whippe, Phyllis Roy, Rose Whitby, Mrs. L. C. Cary.

Emmet—Ida A. Davis—C. P. Colegrove, George H. Betts, C. W. Wassam, F. E. Brown, Mrs. Katherine Martin, Hon. George Cosson.

Fayette—Belle Thorp Ocker—Harriet Kenyon, S. W. Johnson, A. E. Bennett, Morrill W. King, Ruth Searles.

Floyd—Mary D. Korinke—C. E. Avis, C. A. Fullerton, W. S. Stanton, F. F. Von Court, Emma Watkins, C. P. Colegrove, J. C. McGlade, F. T. Vasey.

Franklin—Harry J. Henderson—C. P. Colegrove, Isabella M. Osborne, Bruce W. Tallman, Helen M. Bump, F. B. Hathaway, Julia Hollister, M. L. Howell.

Fremont—Mabel B. Jones—Macy Campbell, C. W. Stone, M. V. O'Shea, Dorothy Scott, E. E. Lewis, R. K. Farrar, A. E. Winship.

Greene—H. C. Roelofsz—John M. Stoke, H. Nell Malen, Theresa Dansdill, C. W. Davis, E. C. Bishop, Mary A. Richardson, John F. Powers, D. M. Kelly, Mrs. E. B. Wilson.

Grundy—D. R. Earl—F. E. Palmer, Macy Campbell, L. E. Gibson, Carl F. Becker.

Guthrie—O. G. Hamilton—A. E. Bennett, A. E. Winship, W. W. Pervia, Mary B. Richardson, R. K. Farrar.

Hamilton—E. F. Snow—J. W. Searson, Geo. H. Betts, D. M. Kelly, Bertha Stark.

Hancock—No Institute held.

Hardin—Blanche Stoddard—Mrs. Edna Clark, O. H. Johnson, R. K. Farrar, Mary Richardson, Edna Eugenia Lowe, Anna L. Burdick, A. B. Alderman, H. E. Blackmar.

Harrison—Susie Tamisiea Faith—Jessie Campbell, A. Mae Murry, J. M. Stoke, C. P. Colegrove, Anna Kerley, Bertha Cadwell.

Henry—Caroline Campbell—Geo. Betts, C. P. Colegrove, Geo. Cosson, J. W. Searson, Francis G. Blair, W. A. Jessup, R. K. Farrar, Grace Barr.

Howard—Zina Fessenden—C. P. Colegrove, Edgar S. Kindley, Belle C. Scofield, W. W. Overmeyer.

Humboldt—Calrence Messer—Fred Mahannah, Arthur Bennett, Belle Scofield, Mary E. Richardson, R. K. Farrar, J. C. Cunningham.

Ida—Wilson Jones, C. W. Wassam, Ida Roberts, G. W. Sampson.

Iowa—G. A. Yoakum—W. A. Jessup, H. L. Eells, Ruth Wardall, Geo. H. Betts, C. H. Brown, Supt. A. M. Deyoe, A. C. Fuller, Jr., E. C. Bishop.

Jackson—E. R. Stoddard—Clarke H. Brown, Frank E. Brown, Isabel Osburn, Ernest Horn, Frank Joseph.

Jasper—Olive Shriner—R. K. Farrar, Effie Schuneman, J. C. McGlade, E. J. Cable, Cora Mel Patton, Dr. Starbuck, E. Grace Rait, Dr. W. A. Jessup, Dr. Ernest Horn, C. W. Stone.

ABSTRACT [E-1]—REPORTS OF COUNTY SUPERINTENDENTS
—CONTINUED.

Jefferson—June Chidester—W. A. Jessup, Hon. T. G. Blair, Miss Sara Rice, Dr. Geo. H. Betts, Dr. C. P. Colegrove, Dr. J. W. Searson, Dr. A. E. Bennett, Miss Cora Ball, C. W. Mountain, Geo. Unkrick, Hon. Geo. Cosson.

Johnson—N. E. Hassenius—O. T. Corson, Nettie Sawyer Funk, C. W. Wasam, W. A. Jessup, J. F. Powers.

Jones—Kate Maurice—A. S. McKenzie, R. W. Cooper, Frank Palmer, Frank Trovers, H. M. Harter.

Keokuk—Harry S. McVicker—Edgar S. Kindly, H. L. Eells, John I. Williams, Geo. H. Hilliard, Elizabeth Miller, W. A. Jessup.

Kossuth—Wm. Shirley—Miss Effie Shuneman, C. P. Colgrove, J. C. McGlade.

Lee—E. C. Lynn—I. H. Hart, E. S. Kindly, A. E. Bennett, E. Ruth Pyrtle, D. M. Kelly, W. F. Barr.

Linn—A. B. Alderman—E. A. Stiner, H. C. Miller, E. C. Eenson, Alice Inskeep, Dr. J. A. Marquis, Dr. Stout.

Louisa—Zola M. Sweeney—Macy Campbell, Edwin Barlow Evans, Blanche Goudy, Elizabeth Hugh.

Lucas—Myrtle A. Dungan—George H. Betts, J. C. McGlade, J. C. Cunningham, R. K. Farrar, C. E. Avis, Mary Richardson.

Lyon—E. T. Gilman—Arthur E. Bennett, R. K. Farrar, W. H. Clemmins, Blanche E. Goudy, S. H. Buntley.

Madison—Carrie E. Ludlow—Chas. H. Meyerholz, J. C. McGlade, R. K. Farrar, Mary B. Richardson, Ida Fessenbeck.

Mahaska—Jessie L. Duboc—Frank D. Joseph, Mary B. Richardson, C. P. Colegrove, O. T. Corson, Anna H. Morse.

Marion—Mae Goldizen—Margaret Cooper, Kate R. Logan, Chas. H. Meyerholz, J. C. Cunningham, Margarite Hussey, Frances Sherwood, Ernest Her, C. P. Colegrove, A. F. Benson.

Marshall—C. E. Shutt—Miss Blanche Goudy, C. E. Avis, W. M. King, R. K. Farrar, Mary B. Richardson, O. H. Johnson, Elizabeth Wellsmeyer, A. Palmer, Macy Campbell.

Mills—Geo. E. Masters—Chas. Fordyce, Chas. Meyerholtz, Geo. E. Farrell, W. A. Prue, Grace Kepler.

Mitchell—C. W. Bond—C. P. Colegrove, A. E. Bennett, Belle Scofield, A. C. Fullerton, Hazel Naylor.

Monona—Ella M. Gardner—Dr. A. E. Bennett, Miss Blanche Goudy, Dr. Arthur MacMurray, J. H. Beveridge.

Monroe—Myrta Harlow—Carrie Van Gilder, J. C. Cunningham, Harry D. Kles, W. A. Jessup, Geo. H. Betts.

Montgomery—Elizabeth Hugus—Macy Campbell, C. W. Stone, E. E. Lewis, R. K. Farrar, Blanche Goudy, Dorothy Scott, Dr. M. V. O'Shea, Dr. A. E. Winship.

Muscataine—E. D. Bradley—Macy Campbell, Mrs. H. L. Sedgwick, E. D. Starbuck, S. A. Courtis.

O'Brien—J. J. Billingsley—M. V. O'Shea, Belle Scofield, S. H. Buntley, E. C. Bishop, Mary Richardson.

Osceola—Mary E. De Boos—Edgar S. Kindley, Arthur Bennett, Blanche Goudy, J. R. McAnelly.

Page—Agnes Samuelson—Dr. J. R. Jewell, Prof. W. K. Tate, Prof. J. A. Beattie, Supt. C. F. Garrett, Supt. F. A. Henderson.

Palo Alto—Margaret Ryan—W. F. Barr, F. E. Brown, Chas. Meyerholz, Blanche Goudy, Josephine Dealy, Ada M. Hankole, O. S. Von Krog.

Plymouth—Erna H. Plath—Dr. E. D. Starbuck, Ida Fessenbeck, Grace Rait, Miss Donahoe, R. P. Farrar, Mabel Bentley, O. H. Johnson.

Pocahontas—Grace D. Bradshaw—Geo. H. Betts, Mrs. E. B. Wilson, Miss Fredrica Shattuck, Judge D. F. Coyle.

ABSTRACT [E-1]—REPORTS OF COUNTY SUPERINTENDENTS
—CONTINUED.

Polk—Z. C. Thornburg and Pearl De Jarnette—A. E. McMurray, Miss Bragg, Walter S. Athearn, Anna L. Burdick, Dr. Judd, J. F. Holic, J. E. Cundy, H. C. Moeller.

Pottawattamie—F. J. Puryear—J. E. Marshall, M. F. Barton, Macy Campbell, Lilla J. English, F. N. Ferris, J. H. Beveridge, G. M. Wilson, C. P. Colegrove, Julia Abbott.

Poweshiek—Estelle Coon—Grace Barr, E. E. Lewis, W. A. Jessup, O. T. Corson.

Ringgold—Louise Askren—Elizabeth Hughes, Mary Vaughn, Ernest J. Ashbaugh, W. A. Price, M. L. Howell.

Sac—John R. Slacks—Geo. H. Betts, O. E. Klingaman, C. E. Day, Fred A. Martin, J. H. Voris, P. A. Lauterback, Geo. E. Wallace, Thyra Alderson, L. E. Gibson, Martha Meacham, F. B. Stewart, Lou Watson.

Scott—Henry E. Ronge—R. K. Farrar, O. H. Johnson, Mary B. Richardson.

Shelby—Rose M. Parker—Chas. Fordyce, Grace Rait, Ellen J. Wing, E. U. Graff.

Sioux—F. E. Fuller—E. J. Ashbaugh, E. L. Palmer, J. E. Stout, Theresa Dansill, S. H. Buntley, W. E. French.

Story—Maude Wakefield—Mary Richardson, O. H. Johnson, R. K. Farrar, Mrs. A. O. Sheriff, J. C. McGlade, Ernest Horn, John E. Stout, G. M. Wilson, L. O. Gibson.

Tama—Mary A. Richard—Zoe Cannon Jones, C. W. Wassam, Henry Curtis, H. Pattingill, Macy Campbell, E. E. Lewis.

Taylor—Allie Nelson—Frank E. Brown—J. C. Cunningham, Ethel C. Dunn, Dorothy Scott, Magdalene Rudd.

Union—Lora E. Lipsett—C. P. Colegrove, F. E. Palmer, Blanche Goudy, C. E. Avis, F. P. Reed, Dorothy Scott.

Van Buren—Lizzie V. Meredith—J. C. Cunningham, A. T. S. Owen, J. W. Clarkson, D. C. Cloyd, A. C. Fuller, Jr.

Wapello—R. L. Gardner—Ella Ford Miller, R. K. Farrar, Mary Richardson, Carl Herborg, W. C. Wilcox, W. A. Jessup.

Warren—W. M. McGee—Olive M. Young, Irma Dunning, A. C. Klinger, O. E. Smith, W. A. Larimer, Edgar S. Kindley, M. R. Fayram.

Washington—Katherine Stichter—Arthur E. Bennett, Macy Campbell, O. T. Corson.

Wayne—Jennie L. Clark—C. P. Colegrove, Mary Campbell, C. A. Fullerton, Fredrica Shattuck, J. C. McGlade.

Webster—Anna B. Johnson—Ina A. Johnson, Maude L. Fritz, A. E. Bennett, E. D. Starbuck, Eleanore Lally, Neale Knowles, Prof. Wilson, Prof. Tomlins.

Winnebago—Jessie M. Parker—Dr. Geo. W. Betts, Miss Fredrica Shattuck, L. E. Gibson, J. Adams Puffer.

Winneshiek—H. E. Miller—Dr. Edwin D. Starbuck, A. C. Fuller, Jr., Preston W. Search, A. B. Alderman, Mame Ohlson Solem.

Woodbury—T. B. Morris, C. P. Colegrove, W. H. Shryock, W. A. Jessup, G. M. Wilson, J. S. McConan, H. L. Eells, E. A. Brown, C. E. Westwood, Elizabeth Brown, F. E. Percival, J. T. Powers, Jessie Watson, Eloise Blakesley, D. F. Funkhauser.

Worth—Bella Landsrud—C. P. Colegrove, H. L. Eells, C. A. Fullerton, Mary B. Richardson.

ABSTRACT [F]—REPORTS OF COUNTY SUPERINTENDENTS

CORPORATIONS, DIRECTORS, TEACHERS, JUNE 20, 1916.

Counties	Corporations					Directors					Teachers			
	Sub-districts	Consolidated schools	School township	Independent city, town and village	Rural independent	Total	Consolidated schools	School township	Independent city, town and village	Rural independent	Total	Number neces-sary	Number persons employed	
													Males	Females
Adair	129	0	15	5	10	30	0	130	25	30	185	187	21	245
Adams	74	0	9	5	27	41	0	81	25	81	187	148	18	185
Allamakee	60	1	9	7	62	79	5	64	35	186	290	171	16	213
Appanoose	90	1	13	12	22	48	5	86	60	66	217	266	49	243
Audubon	106	0	12	4	0	16	0	108	20	0	128	132	16	193
Benton	73	2	9	11	83	105	10	77	55	249	391	253	42	293
Black Hawk	67	2	9	5	56	72	10	67	27	168	272	34	409	302
Boone	86	2	11	9	39	61	10	85	45	117	267	240	29	302
Bremer	38	0	6	9	58	73	0	40	45	174	259	170	17	206
Buchanan	77	4	9	10	48	71	29	83	50	144	297	213	20	250
Buena Vista	66	12	8	2	5	27	60	46	10	15	131	190	23	222
Butler	96	0	11	10	39	60	0	97	50	117	264	201	39	256
Calhoun	120	2	15	9	1	27	10	118	45	3	176	230	21	267
Carroll	102	2	14	11	15	42	10	110	55	45	220	195	35	224
Cass	144	1	15	7	9	32	5	120	35	27	187	229	22	290
Cedar	98	1	12	14	28	55	5	100	64	84	253	164	37	246
Cerro Gordo	93	4	13	3	22	42	28	109	15	66	218	285	34	289
Cherokee	134	1	15	8	9	33	5	105	40	27	177	204	21	258
Chickasaw	53	1	5	9	49	64	4	55	34	86	179	191	21	204
Clarke	88	0	9	4	24	37	0	78	20	72	170	140	21	154
Clay	83	8	13	4	0	25	40	90	20	0	150	165	25	160
Clayton	137	1	18	16	19	54	5	142	80	57	284	295	49	235
Clinton	132	1	17	12	22	52	5	137	66	68	276	353	32	325
Crawford	162	1	19	11		31	5	160	55		220	235	29	279
Dallas	110	1	13	14	21	49	5	112	70	63	250	278	41	303
Davis	33	1	5	8	58	72	5	33	40	174	232	50	104	104
Decatur	66	0	9	10	44	63	0	71	50	132	253	201	40	189
Delaware	97	5	13	5	11	34	25	93	25	33	176	187	23	206
Des Moines	26	0	6	6	54	66	0	30	32	162	226	85	236	236
Dickinson	53	7	7	2		16	35	47	10		92	126	17	116
Dubuque	66	0	9	11	44	64	0	67	66	138	271	300	23	283
Emmet	64	3	9	2	0	14	15	65	10	0	90	126	6	129
Fayette	91	4	12	12	63	91	20	91	58	101	300	289	31	307
Floyd	95	1	11	4	11	27	5	104	20	33	162	183	17	219
Franklin	81	4	11	5	30	50	20	81	15	90	206	181	19	229
Fremont	91	2	10	7	13	32	10	92	35	41	178	183	17	203
Greene	126	0	14	8	9	31	0	126	40	27	193	205	36	246
Grundy	58	1	7	8	58	74	5	58	40	174	277	170	32	189
Guthrie	135	0	15	9	6	30	0	134	45	18	197	218	50	285
Hamilton	96	2	14	9	24	49	10	96	45	72	223	204	28	236
Hancock	124	1	16	8		25	5	128	40		173	182	17	188
Hardin	72	1	8	12	44	65	5	71	56	132	264	243	35	256
Harrison	160	5	16	6	24	51	25	100	30	72	227	257	33	275
Henry	32	1	4	10	57	72	5	34	50	171	260	180	23	197
Howard	93	0	11	4	7	22	0	94	20	21	135	139	13	161
Humboldt	68	3	8	10	9	36	15	68	50	27	160	170	20	178
Ida	95	1	12	4	0	17	5	101	20	0	126	145	16	170
Iowa	76	2	10	7	58	77	10	76	35	174	295	260	30	230
Jackson	103	2	14	10	36	62	10	104	50	108	272	212	18	233
Jasper	140	0	16	15	29	60	0	145	60	87	301	308	48	316
Jefferson	68	0	9	6	23	38	0	68	30	69	167	160	25	179
Johnson	114	0	16	5	43	64	0	121	25	129	275	248	48	268
Jones	60	1	9	9	52	71	5	71	45	156	277	225	25	219

ABSTRACT [F]—REPORTS OF COUNTY SUPERINTENDENTS—CON.

CORPORATIONS, DIRECTORS, TEACHERS, JUNE 30, 1915.

Counties	Corporations					Directors					Teachers			
	Sub-districts	Consolidated schools	School township	Independent city, town and village	Rural independent	Total	Consolidated schools	School township	Independent city, town and village	Rural independent	Total	Number neces-sary	Number persons employed	
													Males	Females
Keokuk	23	3	2	14	91	110	15	23	70	273	381	131	43	239
Kossuth	138	1	27	11	1	40	5	203	55	3	266	290	27	338
Lee	47	0	7	8	57	73	0	49	44	161	254	252	29	242
Linn	106		11	19	55	85		106	95	165	366	635	55	580
Louisa	56	1	9	10	19	39	5	58	57	57	177	149	27	133
Lucas	32	0	4	4	58	66	0	33	20	174	227	147	21	156
Lyon	94	0	13	8	10	31	0	97	40	32	169	192	24	161
Madison	108	1	13	7	19	40	5	105	35	57	202	187	27	252
Mahaska	70	8	9	9	56	77	15	67	41	168	291	244	33	262
Marion	14	5	3	15	81	104	25	17	65	243	350	270	30	261
Marshall	50	11	9	5	41	66	55	51	27	123	256	270	31	287
Mills	20	0	4	7	57	68	0	20	37	171	228	150	16	154
Mitchell	49	5	7	6	32	50	25	44	30	96	195	160	19	152
Monona	114	0	16	10	9	35	0	124	50	31	205	224	18	241
Monroe	62	0	7	7	35	49	0	65	35	105	205	211	22	189
Montgomery	85	0	10	6	17	33	0	90	30	51	171	184	26	201
Muscatine	67	0	11	7	20	38	0	67	35	60	162	218	25	232
O'Brien	124	0	16	6	0	22	0	128	30	0	158	211	23	225
Osceola	84	1	10	4	1	16	5	85	20	3	113	124	14	133
Page	69	1	10	12	43	66	5	69	56	129	259	259	30	237
Palo Alto	109	3	10	6	0	25	15	169	30	0	154	186	21	184
Plymouth	161	2	22	10	1	35	10	159	50	3	222	243	16	272
Pocahontas	120	2	15	7	8	32	10	108	35	24	177	249	21	228
Polk	85	5	13	9	34	61	25	91	47	102	265	302	91	320
Pottawattamie	220	0	24	13	16	53	0	213	67	48	328	562	41	549
Poweshiek	113	0	14	8	16	38	0	120	40	48	208	261	42	285
Ringgold	85	1	10	10	42	63	5	64	50	126	245	175	26	170
Sac	114		14	9	19	42		102	45	67	214	202	24	222
Scott	77	0	13	10	19	42	0	87	52	59	198	424	53	397
Shelby	117	3	16	6	2	27	15	120	30	6	171	257	23	234
Sioux	170	0	21	12	2	35	0	165	60	8	233	260	32	247
Story	93	6	13	17	22	58	30	99	55	60	280	289	38	298
Tama	90	0	11	11	67	89	0	94	55	201	350	249	39	287
Taylor	90	0	12	11	26	49	0	96	55	78	229	190	28	202
Union	87	2	10	7	10	29	10	85	35	30	160	187	23	194
Van Buren	55	2	5	14	42	63	10	38	68	126	242	170	30	167
Wapello	55	0	8	7	40	55	0	54	37	120	211	201	27	274
Warren	37	4	5	11	69	89	20	40	53	207	320	207	38	214
Washington	40	1	5	10	77	93	5	42	50	231	328	201	23	216
Wayne	93	0	13	10	24	47	0	99	48	72	217	192	40	182
Webster	137	2	18	11	27	58	10	137	47	81	275	350	25	384
Winnebago	69	0	9	7	12	28	0	73	35	36	144	148	13	157
Winnesiek	101	0	14	12	33	59	0	104	60	99	263	223	23	205
Woodbury	94	8	12	10	25	65	40	93	52	105	290	448	66	573
Worth	88	0	12	6	0	18	0	88	30	0	118	125	9	127
Wright	113	1	15	8	8	32	5	113	40	24	182	225	19	256
Total	8,835	169	1,138	850	2,828	4,985	852	8,863	4,223	8,445	22,383	22,841	2,858	24,372

ABSTRACT [G]—REPORTS OF
SPECIAL LIBRARY REPORT

Counties	Number Volumes Purchased					
	From teachers fund	From school-house fund	From contingent fund	Total from district funds	Total from voluntary efforts	Total from all sources
Adair	179		105	284		284
Adams						
Allamakee	389	26	313	728		728
Appanoose	53		600	653		653
Audubon	150		15	165		165
Benton	120	30	400	550		550
Black Hawk	211	1,017	697	1,925	300	2,225
Boone						
Bremer	275	10	631	916	225	1,141
Buchanan	588		279	867		867
Buena Vista	542		685	1,227	622	1,849
Butler	486		334	820		820
Calhoun	54		540	594		594
Carroll	195		285	480	75	555
Cass	379		441	820		820
Cedar	117		947	1,064	817	1,881
Cerro Gordo	90	96	1,100	1,286		1,286
Cherokee	14		83	97		97
Chickasaw	30		30	30		30
Clarke	215		100	315		315
Clay	39		313	349		349
Clayton	460		712	1,172	125	1,297
Clinton	247		496	743		743
Crawford	238	40	654	932		932
Dallas	315		710	1,025		1,025
Davis	25		405	430		430
Decatur	129	11	761	901	5	906
Delaware	130		300	430		430
Des Moines	12	8	61	81		81
Dickinson						
Dubuque	150		1,029	1,179	5	1,184
Emmet	83		135	218		218
Fayette	116			116		116
Floyd	25		191	216	42	258
Franklin	100	150	52	302		302
Fremont	160		348	508		508
Greene	45		1,093	1,138		1,138
Grundy	88	75	240	403	41	444
Guthrie	33		106	139	322	461
Hamilton	285	24	621	930		930
Hancock	203		347	550		550
Hardin	200	180	500	880		880
Harrison	600	723	120	1,443		1,443
Henry	240		400	640	110	750
Howard	864		6	870	30	900
Humboldt	105		257	362	156	518
Ida			126	126	68	194
Iowa	150		543	693		693
Jackson			250	250	100	350
Jasper	171		545	716		716
Jefferson	109		316	425	26	451

COUNTY SUPERINTENDENTS

JULY 1, 1915 TO JUNE 30, 1916.

Counties	Amount Expended					Number rural schools provided with suitable library cases	No. Districts Provided with Libraries				
	From teachers fund	From school-house fund	From contingent fund	Total from district funds	From money raised by voluntary efforts		Total from all sources	Sub-districts	Rural independent	Independent city, town and village	
Adair	\$ 154.80		\$ 205.12	\$ 359.92		\$ 359.92	102	134	10	5	
Adams	2.00		34.45	36.45		36.45	23	61	19	5	
Allamakee	246.04	\$ 6.75	340.22	593.01		593.01	102	60	62	8	
Appanoose	39.60		524.21	563.81	\$ 152.20	716.01	14	45	12	16	
Audubon	206.08		10.00	216.08		216.08	92	106	88	4	
Benton	118.84	45.98	530.16	694.98		694.98	161	71	84	12	
Black Hawk	105.51	508.51	738.24	1,352.26	175.00	1,527.26	131	76	67	6	
Boone	321.83		24.99	346.82	15.53	362.35	110	61	49	9	
Bremer	16.70	5.00	871.93	893.63	85.00	978.63	90	42	53	9	
Buchanan	124.24		430.27	554.51		554.51	73	77	51	10	
Buena Vista	215.61		333.49	549.10	348.70	897.80	52	42	10	9	
Butler	385.76		210.44	596.20		596.20	125	96	89	10	
Calhoun	44.96		612.34	657.30		657.30	115	96	1	10	
Carroll	166.49		106.07	272.56	30.00	302.56	68	109	12	12	
Cass	300.24		321.50	621.74		621.74	121	128	9	11	
Cedar	89.78		508.05	657.83		657.83	73	96	32	14	
Cerro Gordo	94.87	94.70	2,076.85	2,266.42		2,266.42	100	93	25	7	
Cherokee	8.71		112.02	120.73	25.00	145.73	125	130	9	8	
Chickasaw	58.75		15.90	74.65		74.65	44	32	50	6	
Clarke	71.88		280.35	352.23		352.23	75	78	24	4	
Clay	65.32		324.64	389.96		389.96	40	75		12	
Clayton	72.17		197.06	269.23	37.50	306.73	135	132	19	16	
Clinton	75.39		770.44	855.83		855.83	138	124	22	13	
Crawford	114.16	241.22	689.95	1,045.33		1,045.33	152	155		11	
Dallas	212.58		642.80	855.38		855.38	130	112	21	14	
Davis	22.55		391.06	413.61		413.61	34	27	20	7	
Decatur	73.57	10.00	649.53	733.10	3.48	736.58	40	58	40	10	
Delaware	112.73		284.65	397.38		397.38	110	97	11	10	
Des Moines	5.90	2.20	127.37	135.47		135.47	60	26	50	6	
Dickinson	12.02		627.71	639.73		639.73	50	54		8	
Dubuque	31.05		670.09	761.14	2.00	763.14	81	61	40	11	
Emmet	41.94		93.54	135.48		135.48	72	72		5	
Fayette	58.16		361.39	419.55		419.55	155	92	63	14	
Floyd	39.20		143.81	183.01	20.75	203.76	95	95	11	5	
Franklin	131.17	198.00	13.69	342.86		342.86	130	81	30	9	
Fremont	80.80		214.15	294.95		294.95	90	91	13	9	
Greene	25.39		403.06	428.45		428.45	62	73	5	8	
Grundy	30.27	50.35	235.21	315.83	16.17	332.00	94	44	58	9	
Guthrie	41.68		74.44	116.12	250.33	366.45	130	134	6	9	
Hamilton	130.18	53.13	389.86	572.67		572.67					
Hancock	752.49	811.80	1,089.11	2,600.40		2,600.40	126	16		8	
Hardin	145.21	127.18	264.34	536.73		536.73	109	71	144	13	
Harrison	440.65	550.00	83.89	1,074.54		1,074.54	80	95	25	10	
Henry	121.59		293.65	415.24	55.00	470.24	51	27	53	9	
Howard	549.93		18.00	567.93	12.07	580.00	81	90	7	4	
Humboldt	89.03		193.54	282.57	47.43	330.00	74	68	14	12	
Ida											
Iowa	82.78	31.35	116.35	147.70	74.25	221.95	94	91		5	
Jackson			427.27	510.05		510.05	99	70	46	7	
Jasper			177.06	177.06	80.00	257.06	78	62	35	10	
Jefferson	88.53		503.19	681.77		681.77	135	140	18	22	
	86.72		307.20	393.92	31.41	425.33	67	66	23	6	

BIENNIAL REPORT OF THE
ABSTRACT (H) REPORT OF COUNTY
PRIVATE DENOMINATIONAL AND HIGHER EDUCATIONAL

Name of School	Location	Under Control of	When founded
BENTON.			
Tilford College Academy	Vinton	Private	
Evan. Lutheran School	Luzerne	Lutheran	
Iowa College for blind	Vinton	State	1853
St. Michael's Parochial	Norway	Catholic	1892
Evan. Lutheran Parochial	Newhall	Lutheran	
Evan. Lutheran St. Stephen's	Atkins	Lutheran	1869
BLACK HAWK.			
Iowa State Teachers College	Cedar Falls	State	1876
Sacred Heart School	Waterloo	Sisters of Mercy	1909
St. Mary's High School	Waterloo	Catholic	1899
St. Mary's School	Cedar Falls	Sisters of Charity	1891
St. Joseph's School	Eagle Center	Sisters of Mercy	1906
St. Mary's School	Gilbertville	Catholic	1892
Our Lady of Victory	Waterloo	Sisters of Charity	1872
BOONE.			
Boone Biblical Luth. College	Boone	Private	1906
Parochial School of Trinity	Boone	Lutheran	
Sacred Heart	Boone	Sisters of Charity	1887
BREMER.			
Lutheran St. Paul's	Warren Twp.	Lutheran	1871
Wartburg Teachers' Seminary	Waverly	Lutheran	1879
St. Paul's Lutheran	Waverly	Lutheran	1885
St. Peter's Lutheran School	Franklin Twp.	Lutheran	1912
Evan. Lutheran Parochial	Buck Creek	Lutheran	1865
Evan. St. Paul's School	Denver	Lutheran	1863
St. Peter's	Denver	Lutheran	1903
Orphan's Home	Waverly	Lutheran	1863
St. Matthew's	Maxfield Twp.	Lutheran	1878
BUCHANAN.			
Notre Dame Seminary	Independence	Catholic	
St. Joseph's School	Independence	Catholic	
Immaculate Conception	Fairbank	Catholic	
St. John's Lutheran School	Fairbank	Lutheran	
BUENA VISTA.			
Buena Vista College	Storm Lake	Presbyterian Church	1891
Evan. Lutheran	Newell	Evan. German Lutheran	1883
Evan. Luth. St. Johannes	Maple Valley Twp.	German Lutheran	1900
St. John's School	Alta	St. John's German Lutheran	1881
St. Mary's School	Storm Lake	Catholic	1912
BUTLER.			
Sacred Heart Academy	Greene	Sisters of St. Francis	1914
CALHOUN.			
Immanuel	Center Township	Lutheran Church	1899

SUPERINTENDENTS—CONTINUED.
INSTITUTIONS, JULY 1, 1915 TO JUNE 30, 1916.

Income for the year	Number of professors	Other instructors	Students in college work	Students in preparatory work	Students in other courses	Total net enrollment for year ending June 30, 1915	Graduates in collegiate course	Graduates in other courses	Total graduated during year	President or Principal
\$ 650.00	1					37			3	T. F. Tobin
41,500.00		18		6	130	136			7	H. G. Stolpu
800.00	3					95			6	Rev. Joseph Drexler
	1				45	45			9	P. J. Domsel
	2			18	46	64			9	C. A. Krog
\$15,000.00	59	84	1,745	1,764	930	4,135	71	338	409	Homer H. Seerley
		6			13	154				Rev. D. J. Lenihan
2,835.00	1	7		200		275		7	7	Rev. H. P. Rohlmann
450.00		2		58		58		9	9	Rev. J. C. Welheke
900.00		5		12	120	132		8	8	Rev. J. Iohen
900.00		5				198				Rev. J. N. Nenners
		12		17	276	346		7	7	Sister Mary Evarista
						43			18	J. Chas. Crawford
	1					230		3	3	J. Grundmann
		6		21						Sister Mary Benedetta
23,998.20	7	4		52	128	180		12	12	August Englebrecht
		2				113				Em. Isaak
375.00	1	1				53			8	Rev. H. L. Adix
	1					24				Rev. F. Schoenbohn
	1					24				Rev. J. F. Dilges
	2					58			12	Rev. M. Jahn
		2			42	42				
						117			11	Sisters of Mercy
		6		32	84				60	Rev. T. John Naevers
	4	2		30	92	122		9	9	Sister M. Cecilia
	1					18				Rev. H. Stegers
20,619.00	12	5	63	19	91	170	9	16	25	R. D. Ehlfn
900.00	1	1		48	26	74		9	9	W. C. F. Gutz
		1				25				Wilhelmine Wehting
800.00	1					50			14	Jacob Schmidt
		4				150			5	Father Wm. Cooke
1,600.00	1	4		72	19	91		6	6	Sister Aquilas
									9	G. Riekles (Pastor)

ABSTRACT (H) REPORT OF COUNTY
PRIVATE DENOMINATIONAL AND HIGHER EDUCATIONAL

Name of School	Location	Under Control of	When founded
Parochial School	Hanover Twp.	Lutheran	1880
Parochial School	Soldier Twp.	Lutheran	1889
Parochial School	Manilla	Lutheran Trinity	1888
Parochial School	Schleswig	Lutheran	
Parochial School	Stockholm	Lutheran	
St. Rose of Lima	Denison	Catholic	1889
St. Ann's Academy	Vail	Catholic	1890
St. Boniface School	Charter Oak	Catholic	1914
Parochial School	Manilla	Lutheran	
DAVIS.			
So. Iowa Nor. & Scientific Ins.	Bloomfield	C. E. Darnielle, Harry W. Christy	1870
DECATUR.			
Graceland College	Lamoni	Reorganized Church of Latter Day Saints	1890
DELAWARE.			
Lenox College	Hopkinton	Presbyterian	1856
St. Peter's and St. Paul's School	Petersburg	Catholic	1876
St. Xavier's School	Manchester	Catholic	1890
St. John's School	Ryan	Catholic	1913
DES MOINES.			
St. John's School	Burlington	Catholic	1870
St. Mary's School	West Burlington	Catholic	1886
St. Patrick's School	Burlington	Catholic	1873
Lourdes' Academy	Burlington	Catholic	1854
Burlington College of Com.	Burlington	Private	1915
DICKINSON.			
St. Joseph's	Milford	Catholic	1913
DUBUQUE.			
Mt. St. Joseph's College	Dubuque	Sisters of Charity	
St. Mary's High School	Dubuque	Bros. of Mary	1906
St. John's School	Centralla	Catholic	1882
St. Francis Parochial School	Balltown	St. Franciscan Sisters	1891
Sts. Peter and Paul's School	Sherrill	St. Franciscan Sisters	1864
Wartburg Theo. Seminary	Dubuque	Lutheran	1854
Sacred Heart School	Dubuque	Catholic	
Immaculate Concep. Academy	Dubuque	Sisters of St. Francis	
Epworth Seminary	Epworth	Methodist Episcopal	1857
St. Francis Academy	Dyersville	Sisters of St. Francis	1904
Holy Trinity School	Dubuque	Franciscan Fathers	1910
Bayless Business College	Dubuque	Private	1838
St. Francis Academy	Dyersville	Catholic	
Dubuque College	Dubuque	Catholic	1873
Dubuque Col. and Seminary	Dubuque	Presbyterian	1852
Academy of Visitation	Dubuque	Catholic	
St. Vincent's Academy	Dubuque	Catholic	

SUPERINTENDENTS—CONTINUED.
INSTITUTIONS, JULY 1, 1915 TO JUNE 30, 1916.

Income for the year	Number of professors	Other instructors	Students in college work	Students in preparatory work	Students in other courses	Total net enrollment for year ending June 30, 1915	Graduates in collegiate course	Graduates in other courses	Total graduated during year	President or Principal
600.00	1			50		50			9	Ferd. Eggerding
	1			14		14			12	Rev. Theo. Wolfrom
	1					4			4	Rev. H. Wendt
No record				18		18				O. Richter
1,200.00		4		105		105			9	Rev. M. J. Farrelly
700.00		5		8	94	115			8	Rev. James Murphy
		2			42	53				Rev. A. G. Schaefer
No report										
4,000.00	7	4	20	250	40	310	21	11	32	Harry W. Christy
	10	5	33	50	182	225	3	14	17	Geo. N. Briggs
9,100.00	8	3	38	36	24	98	13	16	29	A. St. C. Mackenzie
600.00	4	1			104	121		2	2	C. Goetzinger
	4	1			100	116				Sister M. Clare
	5	2			57	139		2	2	J. N. Malloy
4,500.00	7	4	28	222		250	12	16	28	A. Benno
		2		43		43		4	4	N. C. Peiffer
		4		25		25				Sister Mary Patracia
	5	1	27	108		135				Thomas Galligan
No report										P. O. Valentine
600.00	4					18				E. C. Meyers
50,000.00	8	16	60	112	100	208	5	15	30	Sister Mary Chionia
		5		74	46	120		11	11	Bro. Gustavus
480.00		1		27		27				Rev. Luke Donlon
160.00		2		85		90		7	7	Rev. J. H. Reinert
650.00	3			101		101			6	Rev. J. H. Hugemann
19,233.79	4		58	101		58			17	M. Fritschell, D. D.
		16				697			64	Rev. A. Boeding
	1	11		26	157	783		15	15	Sister Mary Dominica
11,914.45	9			72	37	109		12	12	Clyde E. Baker
	3	5		40		43			8	Rev. Theo. Warning
		4			143	143		6	6	Rev. Father Andrew
No report										E. B. Lyons
No report										Sister St. Francis
85,000.00	30	8	164	308	28	500	21	32	53	Rev. D. M. Gorman
No report										Rev. C. M. Steffens
No report										Sister M. Louise
No report										Genevieve
No report										Presentation Sisters

ABSTRACT (H) REPORT OF COUNTY

PRIVATE DENOMINATIONAL AND HIGHER EDUCATIONAL

Name of School	Location	Under Control of	When founded
FAYETTE.			
Sacred Heart School	Oelwein	Catholic	1906
St. Mary's School	Waucoma	Catholic	1915
Trinity Lutheran	Hawkeye	Trinity Lutheran Church	1893
Upper Iowa University	Fayette	Methodist Episcopal	1857
Parochial School of St. Peter	Eldorado	Lutheran	1865
FLOYD.			
Immaculate Conception	Charles City	Catholic	1896
FRANKLIN.			
Sacred Heart Academy	Ackley	Catholic	1896
FREMONT.			
Tabor College	Tabor	Congregational	1857
St. Patrick's Academy	Imogene	Sisters of Mercy	1907
Missionary Bible School	Tabor	Missionary Association	1893
GREENE.			
St. Mary's Academy	Grand Junction	Sisters of Mercy	1889
HAMILTON.			
Jewell Lutheran College	Jewell	Hague Evan. Luth. Synod.	1893
HARDIN.			
Ellsworth College	Iowa Falls	Board of Trustees	1890
Edgeworth School of Domestic Art	Iowa Falls	Board of Trustees	1900
HARRISON.			
St. Joseph's School	Dunlap	Catholic	1909
HENRY.			
Iowa Wesleyan College	Mt. Pleasant	Methodist	1842
St. Alphonsus School	Mt. Pleasant	Catholic	1891
Howe's Academy	Mt. Pleasant	Private	1844
HOWARD.			
St. Joseph's School	Cresco	Catholic	1900
Our Lady of Lourdes	Lourdes	Catholic	1908
Immaculate Conception Acad.	Elma	Catholic	1906
Assumption School	Cresco	Catholic	1881
Holy Trinity	Protivin	Catholic	1896
HUMBOLDT.			
St. Olaf Parochial	Bode	Lutheran	

SUPERINTENDENTS—CONTINUED.

INSTITUTIONS, JULY 1, 1915 TO JUNE 30, 1916.

Income for the year	Number of professors	Other instructors	Students in college work	Students in preparatory work	Students in other courses	Total net enrollment for year ending June 30, 1915	Graduates in collegiate course	Graduates in other courses	Total graduated during year	President or Principal
		7				332			2	Rev. P. S. O'Conner
		4		23	72	95				Sister M. Annunciata
		1				15			13	L. A. Westerberger
25,000.00	14	2	170		253	458	32		32	C. P. Colegrove
	1			22		22				G. Blessin
675.00		5	18	127		145			6	Rev. W. J. Condery, V. F.
	4									Sister M. St. Joseph
12,000.00	11	2	35	25	7	67	2	3	5	Nelson W. Wehrhon
675.00		3		9		100				Sister Mary Agatha
No report										Emma Herr
350.00	4	1		8	67	75		8	8	Sister Mary Cephas
9,000.00	9	2		84	126	135		7	7	K. O. Eittrlein
34,500.00	12	11	96	90	266	442	10	20	30	I. F. Meyer, M. A. Lit. M.
500.00		3				83				Mrs. Eva Simplot
		7		37	133	170		17	17	Sister M. Magdalene
27,000.00	18	12	201	62	63	326	34	27	61	Edwin A. Schell
		4		75		75			1	Sister Mary Angela
	1	1				50				S. C. Howe
	3	1				115		2	2	Rev. J. P. Wagner
		4		6	100	120				Rev. J. J. Morris
No report										Rev. J. Gunn
No report										Rev. R. Lakomy
1,700.00		4		66		66		7	7	Laura Bjorgo

ABSTRACT (H) REPORT OF COUNTY

PRIVATE DENOMINATIONAL AND HIGHER EDUCATIONAL

Name of School	Location	Under Control of	When founded
IOWA.			
Emmanuel School	Lincoln Twp.	Lutheran	1868
St. John's Parochial	Victor	Catholic	1913
Lutheran Trinity	York Twp.	Lutheran	1898
St. John's School	Conroy	Lutheran	1905
St. John's Evan. Lutheran	Iowa Twp.	Lutheran	1873
JASPER.			
Sully Christian School	Sully	Holland Church Board of Directors	1913
JEFFERSON.			
Parson's College	Fairfield	Presbyterian	1875
Pleasant Plain Academy	Pleasant Plain	Friends	1876
JOHNSON.			
State University	Iowa City	State	1847
Iowa City Academy	Iowa City	Private	
Jefferson Twp. High School	Shueyville	Jefferson Twp. Board	
St. Mary's School	Iowa City	Catholic	
St. Patrick's School	Iowa City	Catholic	
St. Peter's School	Cosgrove	Catholic	
St. Joseph's School	Hills	Catholic	
KEOKUK.			
Coal Creek Friends School	Prairie Twp.	Friends	1865
St. Elizabeth School	Harper	Catholic	1882
St. Mary's School	Keota	Catholic	1916
Sts. Peter and Paul's School	Clear Creek Twp.	Catholic	1876
KOSSUTH.			
St. Joseph's School	Riverdale Twp.	Catholic	1891
St. Michael's School	Whittemore	Presentation Sisters	1902
St. Mary's Parochial	Baneroff	Catholic	1900
St. Paul's School	Whittemore	Evan. Luth. Church	1899
Zion's Parochial	Lucerne	Evan. Luth. Church	1908
St. Joseph's School	Wesley	Roman Catholic	1891
LINN.			
Coe College	Cedar Rapids	Presbyterian	1881
Cornell College	Mt. Vernon	Methodist	1853
Sacred Heart	Cedar Rapids	Sisters of Mercy	1906
St. Berchman's Seminary	Marion	Sisters of Mercy	1893
Immaculate Concep. Parish	Cedar Rapids	Catholic Church	1875
LEE.			
St. Mary's	West Point	Catholic	1866
St. James	St. Paul	Catholic	1860
St. John's	Houghton	Catholic	1897
St. Joseph's	Ft. Madison	Catholic	1840
Sacred Heart	Ft. Madison	Catholic	1893
St. Mary's	Ft. Madison		

SUPERINTENDENTS—CONTINUED.

INSTITUTIONS, JULY 1, 1915 TO JUNE 30, 1916.

Income for the year	Number of professors	Other instructors	Students in college work	Students in preparatory work	Students in other courses	Total net enrollment for year ending June 30, 1915	Graduates in collegiate course	Graduates in other courses	Total graduated during year	President or Principal
	2					57			18	J. L. Koeh
		5		25	116	144			3	Rev. H. Frencken
800.00	1				68	68			11	A. J. Goeglein
		1		41		36			4	Rev. R. W. Kabelitz
1,000.00						47			6	J. W. Hill
		1				60				H. A. Pilon
29,165.00	10	9	155	40	137	300	25	18	33	Lowell M. McAfee
1,200.00	2			22	2	24				Stanley C. Riggs
1,319,656.00	132	77	2,900		97	3,069	402	29	401	Walter A. Jessup
1,600.00		4		32	18	50			5	Bertha Willis
168.00		2				24			4	Nora Minor
	1	7		44	190	234		11	11	Rev. A. J. Schulte
	2	8		45	59	204		5	5	Rev. W. F. Shanahan
		2				64				Rev. Finefield
		5				145				Rev. F. Koltenstette
	1					15		5	5	Howard T. Jones
600.00	3					108		5	5	Rev. Bernard Luedtke
						45				Rev. L. Heinen
600.00	3					63		3	3	Rev. H. Sindbuckler
450.00		2		32	25	57		10	22	Rev. M. Ruemmele
800.00		6		18		202			6	Rev. E. L. Dullard
1,350.00		10			57			12	12	Rev. E. J. Jungblut
600.00		1			70	70		10	16	H. W. Behnke
600.00	1	1		55		55		13	13	A. H. Pflueger
No report										
68,645.00	28	12	487	26	316	829	60		60	John A. Marquis
132,009.35	23	19	544	108	291	943	70	5	75	Dr. C. W. Flint
		15				68			6	Sister M. Gertrude
		11				119			6	Sister Mary Liquori
	10			42		326			9	Sister Mary Regis
800.00		6		14	150	173		9	9	Rev. H. Grothe
		3				106		10	10	Rev. R. Angger
		3				84		2	2	Rev. Adams
	1	5				135		7	7	Rev. A. J. Zaizer
		7								Rev. Hoffman
No report										Rev. Peter Kern

ABSTRACT (H) REPORT OF COUNTY

PRIVATE DENOMINATIONAL AND HIGHER EDUCATIONAL

Name of School	Location	Under Control of	When founded
LYON.			
United Nor. Lutheran Orphan's Home	Beloit	United Lutheran Church	1890
MAHASKA.			
Central Holiness University	Oskaloosa	Holiness Association	1906
Oskaloosa College	Oskaloosa	Board of Trustees	1873
Penn College	Oskaloosa	Friends Church	1907
Penn School of Commerce	Oskaloosa	Friends, Penn College	1915
Peoria Christian School	Peoria	Reformed Church	1915
School Christian Instruction	Leighton	Board of Trustees Reformed Church	1853 1904 1912
MARION.			
Central College	Pella	Baptist	1853
St. Joseph's School	Bauer	Catholic	1904
Parochial School	Pella	Dutch Private	1912
MARSHALL.			
Adventist School	Marshalltown	Adventist Church	1888
Cent. Iowa Business College	Marshalltown	Private	1905
Evan. Luth. Parochial School	Dillon	Lutheran	1872
St. John's Evan. Luth.	Minerva Twp.	Evan. Lutheran	1884
St. Joseph's School	Haver Hill	Catholic	1878
St. Mary's School	Marshalltown	Catholic	1891
Stavanger Boarding School	Le Grande	Conservative Friends	
MITCHELL.			
Cedar Valley Jr. College	Osage	Baptist	
St. Mary's Academy	New Haven	Catholic	
St. Francis School	Stacyville	Catholic	
St. Francis School	Meyer	Catholic	
MONONA.			
St. Mary's School	Mapleton	Sisters of St. Francis, Catholic	1900
MONROE.			
St. Patrick's School	Georgetown near Hiteman	Catholic	1914
MONTGOMERY.			
Swedish Evan. Lutheran Orphan's Home	Stanton	Swed. Luth. Church	1881
Powell School for Nervous and Backward Children	Red Oak	Private	1903
MUSCATINE.			
St. Mathias'	Muscatine	Catholic	1882
St. Mary's	Muscatine	Catholic	1880
Zion Lutheran	Muscatine	Lutheran	1913

SUPERINTENDENTS—CONTINUED.

INSTITUTIONS, JULY 1, 1915 TO JUNE 30, 1916.

Income for the year	Number of professors	Other instructors	Students in college work	Students in preparatory work	Students in other courses	Total net enrollment for year ending June 30, 1915	Graduates in collegiate course	Graduates in other courses	Total graduated during year	President or Principal
	1	3				98			10	T. T. Thompson
25,000.00	16	4	40	127	124	224	4	38	42	G. L. McLaughlin
4,000.00	6	3	20		25	45	10	3	13	C. J. Burton
24,851.55	12	11	179	159	198	536	22	57	79	David M. Edwards
6,000.00	2	3			150	150		25	25	H. E. Kilmer
1,130.00		2				102				Frank Kulper
540.00		1				43			29	James Neewwenberg
6,000.00	9	8	55	25	8	160				Dr. J. W. Bailey
203.00		2		47		47				Sister Mary Blanche
No report										
306.00		1			15	15				Irene McClure
	4				170	170		62	62	W. H. Gilbert
550.00		1				22				H. P. Dahl
424.80		3				53			18	C. F. Jessen
		1		96		96				Rev. J. A. Dupont
200.00		8				260		5	5	Rev. J. J. Fitzpatrick
		1		12	4	16				Elizabeth Tau
No report										A. M. Vance
600.00	5			20	60	80		4	4	Sister Mary Louis
No report										Sisters of St. Francis
No report										Sisters of St. Francis
400.00		2			100	100			6	Rev. A. J. Wagner
		5		40	132	172		20	20	Sister Mary Loretta
										Rev. P. J. Murphy
5,855.00		1				38		2	2	L. P. Olin
		3				45				Dr. Valura E. Powell
1,500.00		8		31	154	185		6	6	Sister M. Euthalla
		5				120				
1,000.00		3		41	60	101		4	4	Rev. John Haefner

ABSTRACT (H) REPORT OF COUNTY

PRIVATE DENOMINATIONAL AND HIGHER EDUCATIONAL

Name of School	Location	Under Control of	When founded
St. Joseph's Academy	Council Bluffs	Catholic	1880
St. Peter's School	Council Bluffs	Catholic	1888
Boyles Western Ia. College	Council Bluffs	Private	1884
POWESHIEK.			
Grinnell College	Grinnell	Congregational	1848
SAC.			
Sacred Heart	Early	Catholic	1914
St. Martin's	Odebolt	Catholic	1887
SCOTT.			
St. Alphonsus'	Davenport	Sisters of Humility	1909
St. Mary's School	Davenport	Sisters of Holy Cross	1885
Sacred Heart School	Davenport	Catholic	1890
St. Katherine's School	Davenport	Episcopal	1885
Trinity Evan. Luth	Davenport	Lutheran	1870
Ida Institute	Davenport	Private	1883
SHELBY.			
Western Iowa Vocational	Harlan	Private	1911
Elkhorn College	Elkhorn	Lutheran	1878
St. Boniface	Westphalia	Catholic	1884
St. Joseph's	Earling	Catholic	1911
Portsmouth Parochial	Portsmouth	Catholic	
Panama Parochial	Panama	Catholic	
Defiance Parochial	Defiance	Catholic	1912
SIOUX.			
St. Joseph's	Granville	Catholic	1890
St. Mary's	Rock Valley	Catholic	1898
St. Mary's Academy	Alton	Catholic	1885
Northwestern Classical Acad.	Orange City	Reformed Church in Amer.	1882
St. John's Parochial	Boyd, Sheridan Tp	Evan. Lutheran	1878
St. Mary's	Hawarden	Catholic	1912
St. Paul's Evan. Lutheran	Lincoln Tp. (Hull)	Lutheran	1879
Hope Christian School	Sioux Center	Christian School Society	1909
St. Anthony Parochial	Hospers	Catholic	1890
St. John's School	Ireton	Evan. Lutheran	1889
Rock Valley Christian School	Rock Valley	Private	1912
Ref'm'd Prin. Chris. Instruc.	Sioux Center	Private	1905
Norwegian Evangelical	Ireton	Norwegian Evan.	
Christian School	Sioux Center	Christian Reformed Church	1904
St. Paul's Luth. Par. Schoo'	Ireton	Lutheran	1879
Christian School	Orange City	Christian Reformed Church	1904
Christian School	Boyd	Reformed Church	1912
STORY.			
Oak Park Academy	Nevada	7th Adventists	1910
Iowa State College	Ames	State	1868
TAMA.			
Leander Clark College	Toledo	United Brethren	1856
St. Mary's Academy	Tama	Sisters of St. Francis	1894

SUPERINTENDENTS—CONTINUED.

INSTITUTIONS, JULY 1, 1915 TO JUNE 30, 1916.

Income for the year	Number of professors	Other instructors	Students in college work	Students in preparatory work	Students in other courses	Total net enrollment for year ending June 30, 1915	Graduates in collegiate course	Graduates in other courses	Total graduated during year	President or Principal
No report										P. Herman, O. L. H.
No report										
No report										
389,525.43	37	17	631		209	751	93	4	97	J. H. T. Main
		6				72				Rev. J. J. Ryan
		2				67		4	4	Rev. L. Schenkelberg
		2		20	68	88			1	Father Foerster
1,200.00	6	3		25	249	291		20	20	Sister Mary Evarista
1,300.00	8	1				390				J. T. Flannagin
		20		50		50		8	8	Sister Superior
	1	1		66		66		10	10	Oscar Horn
		5			48	60		6	6	Ida M. Burrows
No report										B. O. McAdams
No report										Rev. C. O. Kloth
No report										Rev. Peter Bromenscheekie
No report										Rev. B. Kuppenbinder
No report										Rev. J. Fallenschmidt
No report										Rev. J. H. Fedler
No report										Rev. Chas. Burkheiser
	6	2				211		9	9	Rev. J. A. Gerlemann
	5	5		15	70	85		2	2	Rev. John A. O'Reilly
	2	8		39	166	196		6	6	Very Rev. F. J. Bruna
6,815.73		6		75		75		11	11	Thos. E. Welmers
125.00		1		36		36				Rev. W. Baetke
400.00		3			12	12				Rev. Father Bradley
80.00	1			20		20				Rev. P. J. Bunge
540.00		1			24	24		1	1	Anna Van Der Wal
550.00		4		1	75	76		4	4	Rev. H. J. Dries
	1				5	5		3	3	C. D. Nuoffer
3,000.00		4				120			6	D. K. Offringa
2,200.00	1	2				105			6	Henry Vaude Riet
600.00				5	9	14				Christina Hemmingson
No report										J. Robbert
	1					22		9	9	J. E. R. Schmidt
2,800.00		4				189			10	C. Ane
1,200.00		2		6	43	51		4	4	Elmer J. Ter Maat
5,400.00	5	4		118		118		5	5	R. W. Brown
600,000.00	144	178	2,511	367	2,624	5,502	334	60	394	R. A. Pearson
25,000.00	11	11	81	41	173	243	13	14	27	Marion R. Drury D.D.
4,500.00		2				75				Rev. F. F. O'Brian

ABSTRACT [H]—REPORTS OF COUNTY
PRIVATE DENOMINATIONAL AND HIGHER EDUCATIONAL

Name of School	Location	Under Control of	When founded
Fox Day School (Indian).....	Toledo Twp.	United States Government.....	-----
Mesquakie Day School.....	W. of Tama (2 mi.).....	United States Government.....	1909
Sac and Fox Sanitarium.....	-----	Dept. of Interior U. S.	-----
School of Facilities for Tuberculosis (Indians).....	Toledo	Indian Services	1914
St. Joseph's School.....	Chelsea	Catholic	1914
WAPELLO.			
Iowa Success School.....	Ottumwa	Private	1911
Ottumwa Com. College.....	Ottumwa	Private	1890
St. Joseph's Academy.....	Ottumwa	-----	-----
WARREN.			
Simpson College	Indianola	Methodist	1860
WASHINGTON.			
Holy Trinity	Richmond	Catholic	1874
St. Mary's	Riverside	Catholic	1880
St. John's	Washington	Catholic	1871
WEBSTER.			
Corpus Christi	Ft. Dodge	Catholic	1902
Ft. Dodge Business College.....	Ft. Dodge	Private	1912
St. Matthew's	Clare	Catholic	1892
St. Paul's	Ft. Dodge	Lutheran	-----
Sacred Heart	Ft. Dodge	Catholic	1902
Tobin College	Ft. Dodge	Private	1892
WINNEBAGO.			
Waldorf Lutheran	Forest City	United Norwegian Lutheran.....	1903
WINNESHIEK.			
Our Lady of Seven Dolors.....	Festina	Catholic	1873
Immaculate Concep. Academy.....	Decorah	Sisters of Mercy	1885
St. Wenclaus School.....	Spillville	Sisters De Notre Dame.....	1899
Valder College	Decorah	Private	1888
WOODBURY.			
St. Joseph's School.....	Salkx	Catholic	1892
Cathedral School	Sioux City	Catholic	1881
Cathedral School	Anthoon	Catholic	1880
Morningside College	Sioux City	Methodist	1894
N. B. T. School.....	Sioux City	Private	1895
WORTH.			
Somber Parochial	Bristol Twp.	Norweg. Luth. Evan.....	1906
WRIGHT.			
Sacred Heart	Eagle Grove	Catholic	1901
St. John's School	Clarion	Catholic	1913
Total.....	-----	-----	-----

COUNTY SUPERINTENDENTS—CONTINUED.

INSTITUTIONS BY COUNTIES JULY 1, 1914, TO JUNE 30, 1915.

Income for the year	Number of professors	Other instructors	Students in college work	Students in preparatory work	Students in other courses	Total net enrollment for year ending June 30, 1915	Graduates in collegiate course	Graduates in other courses	Total graduated during year	President or Principal
-----	-----	2	-----	-----	23	27	-----	-----	-----	Carl Stevens
-----	-----	2	-----	-----	34	34	-----	-----	-----	Nellie M. Sherwood
25,000.00	-----	1	-----	-----	-----	110	-----	-----	-----	Rob. L. Russell, M.D.
400.00	-----	2	-----	-----	-----	30	-----	-----	-----	-----
8,000.00	1	3	-----	-----	200	200	-----	75	75	Judge M. A. Roberts
3,000.00	1	2	-----	74	178	252	-----	71	71	J. W. O'Brien
No report	-----	-----	-----	-----	-----	-----	-----	-----	-----	Sister Mary Ursula
46,868.00	18	14	332	83	415	639	43	28	71	Jas. W. Campbell
-----	-----	2	-----	72	7	72	-----	7	8	Rev. Peter Stahl
1,500.00	-----	7	-----	145	30	190	-----	19	19	Rev. B. Jacobsmeier
-----	-----	5	-----	20	96	116	-----	10	10	Sister M. Rosemonda
-----	-----	9	-----	27	273	300	-----	19	19	Sister Mary Xaveria
3,400.00	-----	3	-----	-----	80	80	-----	24	24	A. F. Gates
-----	-----	5	-----	98	-----	98	-----	5	5	Rev. M. Darcey
-----	-----	4	-----	-----	-----	200	-----	6	6	H. F. C. Mueller
5,713.44	-----	9	-----	37	-----	140	-----	4	4	Sister Mary Clemertis
-----	-----	-----	-----	95	85	403	-----	45	45	C. V. Findlay
30,000.00	-----	12	-----	144	157	301	-----	48	48	Martin Hegland, Phd.
600.00	-----	4	-----	-----	-----	150	-----	3	3	Rev. Rubly
-----	1	5	-----	10	-----	100	-----	-----	-----	Sister Mary Phillip
725.00	3	1	-----	-----	-----	118	-----	2	2	Sister Mary Xaverian
-----	-----	6	-----	-----	280	280	-----	44	44	C. H. Valder
-----	-----	7	-----	15	120	135	-----	4	5	Father Griffin
-----	11	1	50	337	317	400	-----	12	13	Sister Mary Harold
-----	5	-----	-----	-----	50	-----	-----	3	5	-----
38,789.00	20	13	376	90	379	708	42	31	73	Alfred E. Craig
-----	6	12	400	283	-----	-----	-----	-----	-----	Prof. Barrett
830.00	-----	2	-----	-----	74	74	-----	2	2	Oscar Levrvson
1,350.00	-----	6	-----	32	-----	-----	-----	-----	-----	Sister Mary Gerald
-----	5	1	-----	-----	-----	66	-----	-----	-----	Rev. R. P. Murphy
\$ 4,075,673.63	1,041	1,400	13,329	11,384	17,344	50,288	1,814	2,281	4,367	-----

ABSTRACT [1]—GRADED
CITIES HAVING POPULATION OF

Cities	City Superintendent 1914-1915	Population, 1910	Salary per annum	Number months school	Number of years in course	Enumeration, June, 1914	Total enrollment	Average attendance
Albia	H. D. Kies	5,138	\$ 1,700	9	12	1,790	1,514	1,349
Algona	J. F. Overmyer	3,593	2,000	9	12	1,133	962	810
Ames	F. W. Hicks	5,091	2,000	9	12	1,262	1,191	887
Atlantic	M. C. Galpin	5,039	1,950	9	12	1,323	1,268	1,060
Belle Plaine	A. W. Crane	3,668	1,800	9	13	1,013	921	767
Boone	E. C. Meredith	12,253	2,400	9	12	2,962	2,439	2,098
Burlington	W. L. Hanson	24,261	2,760	9.5	12	5,837	4,227	3,602
Carroll	E. F. Housh	4,031	1,850	9	12	1,125	632	447
Cedar Falls	A. H. Speer	6,284	1,900	9	12	1,303	913	865
Cedar Rapids	J. J. McConnell	40,667	3,500	9.5	12	11,240	7,714	6,174
Centerville	H. M. Taylor	7,803	1,700	9	12	2,567	2,071	1,820
Chariton	L. L. Guernsey	5,235	1,500	9	13	1,432	1,393	1,181
Charles City	F. T. Vasey	6,374	2,100	9.5	12	1,571	1,399	1,183
Cherokee	C. E. Teller	4,704	2,000	9	12	1,210	1,029	911
Clarinda	F. A. Henderson	4,478	1,900	9	12	1,310	1,144	963
Clinton	O. P. Bostwick	26,091	2,800	9.5	13	4,993	2,988	2,531
Council Bluffs	J. H. Beveridge	31,354	3,250	9	12	8,525	6,744	5,576
Cresco	A. I. Tiss	3,199	1,600	9	12	954	670	633
Creston	Adam Pickett	7,572	1,800	9	13	1,747	1,747	1,393
Davenport	F. L. Smart	48,483	4,200	10	12	12,193	7,652	6,268
Decorah	Eva M. Fleming	4,021	2,000	9.5	12	1,225	771	625
Denison	C. E. Humphrey	3,455	1,900	9	12	1,047	814	581
Des Moines	Z. C. Thornburg	105,652	-----	9.5	12	26,884	20,790	16,305
Dubuque	J. H. Harris	41,795	-----	10	12	11,109	3,948	3,202
Eagle Grove	W. A. Pye	4,038	1,750	9	13	1,129	888	734
Estherville	F. H. Sunderlin	4,123	2,000	9	12	1,420	1,301	1,095
Fairfield	Cap. E. Miller	6,113	1,800	9	12	1,577	1,443	1,218
Ft. Dodge	L. H. Minkel	19,372	2,800	9	12	4,944	2,932	2,447
Ft. Madison	F. A. Welch	9,507	2,000	9	12	2,739	1,332	1,116
Glenwood	H. P. Nielsen	3,291	1,600	9	12	894	643	516
Grinnell	Eugene Henely	5,061	2,050	9	12	1,474	1,414	1,194
Hampton	B. W. Tallman	3,025	1,800	9	12	856	846	698
Independence	J. L. Cherny	3,683	2,000	9	12	1,011	895	724
Indianola	O. E. Smith	3,495	2,000	9	12	924	929	825
Iowa City	L. F. Meade	10,033	2,300	9	12	2,539	1,887	1,776
Iowa Falls	C. F. Brown	3,716	1,800	9	13	838	750	673
Jefferson	Robert G. Smith	3,103	1,600	9	12	762	794	659
Keokuk	Wm. Aldrich	15,239	2,400	9.5	12	3,327	2,612	2,165
Knoxville	Ernest Idler	3,541	1,800	9	12	940	558	733
Le Mars	Samuel T. Neveln	5,070	2,100	9	12	1,264	792	674
Manchester	H. T. Ports	3,192	1,700	9	12	945	781	644
Maquoketa	H. C. Storm	3,776	1,700	9	12	880	931	861
Marion	O. M. Carson	4,675	1,600	9	13	1,199	1,053	866
Marshalltown	A. Palmer	16,055	2,500	9.5	12	4,059	3,053	2,409
Mason City	F. W. Hammitt	17,152	2,300	9	12	3,929	3,112	2,628

SCHOOLS FOR 1915-1916.

3,000 OR MORE, BY CENSUS OF 1915.

Attendance upon enumeration	Attendance upon enrollment	Enrollment High School		No. of Tuition Pupils				No. high school tuitioners at expense of public		No. high school tuitioners paying own way		Average cost and contingent expense	No. graduated in year ending June 30, 1915		Number of Teachers Employed and Average Salary Not including Supt. or Principal				
		Males	Females	Grades		High School	Males	Females	Males	Females	Males		Females	Males	Females	Males	Salary per month	Females	Salary per month
				Males	Females														
75	89	128	152	6	6	34	34	33	34	1	2	\$2.71	19	23	3	\$80.00	36	\$87.99	
71	84	91	142	8	11	30	55	29	53	1	2	6.00	12	29	4	96.66	27	69.07	
70	74	179	210	9	11	23	38	---	---	---	---	5.61	30	29	6	136.66	41	77.00	
81	84	104	172	16	15	18	52	18	52	---	---	5.70	21	41	1	100.00	36	68.22	
76	83	58	98	28	23	13	13	12	13	1	---	4.78	6	13	2	90.00	25	64.04	
70	86	221	281	21	27	35	57	34	56	1	1	2.46	19	45	8	117.46	66	63.33	
62	85	308	362	2	2	31	43	29	43	2	---	3.70	46	49	20	116.34	123	69.47	
40	71	62	86	3	2	14	21	14	21	---	---	5.00	7	8	3	112.00	20	71.00	
62	95	---	---	---	---	---	---	---	---	---	---	3.79	---	---	---	---	---	---	
55	80	526	656	9	13	50	58	25	---	---	---	6.02	62	91	17	115.00	256	74.30	
71	88	140	217	15	13	34	46	34	43	---	---	3.50	12	25	8	88.55	51	58.75	
82	85	103	167	1	3	28	55	28	55	---	---	4.30	20	26	3	95.88	34	60.27	
75	85	117	154	3	7	18	38	18	38	---	---	5.76	9	24	6	94.00	41	69.50	
75	88	138	134	---	---	---	---	43	34	1	1	5.08	17	21	3	103.70	30	69.09	
72	84	89	124	12	13	23	53	20	51	3	2	4.25	7	23	5	81.65	34	63.26	
51	84	341	292	3	1	15	21	10	19	5	2	5.50	25	38	12	138.76	89	78.16	
65	83	387	517	14	18	30	69	1	1	1	5	3.45	45	66	12	134.21	176	73.29	
66	94	89	101	5	5	25	37	25	37	---	---	3.50	10	18	2	90.00	20	61.50	
80	80	136	214	14	3	30	63	---	---	1	2	3.31	16	39	3	96.13	46	64.56	
51	82	565	575	26	40	50	48	56	45	4	3	5.58	64	72	40	147.94	235	75.33	
51	81	70	107	1	6	9	24	9	23	---	---	4.75	12	17	3	97.37	23	66.79	
56	71	67	101	4	6	9	19	8	16	1	3	3.84	11	23	6	92.00	22	67.32	
61	78	---	---	---	---	---	---	---	---	---	---	2.70	---	---	72	126.79	508	91.94	
29	82	---	---	---	---	---	---	---	---	---	---	3.59	---	---	17	151.72	135	66.38	
64	83	77	111	1	1	17	19	17	18	---	1	4.50	16	23	3	110.00	22	58.76	
78	84	102	61	---	---	17	38	17	36	---	2	6.04	16	33	3	87.50	35	77.50	
77	85	137	192	13	14	44	72	42	71	2	1	2.87	32	34	7	96.00	39	70.62	
50	83	167	218	8	12	18	31	17	29	1	2	7.00	19	37	9	143.00	90	77.32	
41	84	97	140	1	1	10	31	10	31	---	---	3.16	19	22	8	93.00	36	63.00	
58	80	61	86	2	1	13	28	13	27	---	1	4.50	7	15	2	97.50	17	58.82	
80	84	144	240	16	24	42	86	39	80	3	6	5.40	32	42	4	94.72	42	67.64	
80	82	98	118	---	---	22	36	---	---	4	2	8.31	19	22	3	92.50	9	75.94	
72	81	122	167	11	10	52	56	51	56	1	---	3.50	19	32	5	96.25	27	61.98	
89	89	179	228	5	4	58	59	57	55	1	1	4.06	39	53	5	75.00	23	70.00	
76	94	300	332	---	---	50	65	47	65	3	---	6.45	54	56	16	94.37	59	75.23	
80	90	84	100	11	28	18	24	11	23	---	---	4.50	6	13	2	105.00	25	69.52	
86	84	55	91	7	5	16	31	14	30	2	1	6.54	4	24	2	98.00	23	66.80	
65	83	188	213	12	6	9	11	7	10	?	1	6.15	17	25	8	140.00	76	67.64	
73	86	62	110	2	5	12	21	11	20	1	1	5.50	16	18	4	104.07	25	65.56	
53	85	83	109	5	8	9	25	7	25	?	---	6.00	12	33	4	101.66	24	67.62	
63	82	114	121	12	6	39	34	5	7	34	33	4.50	20	15	4	31.67	25	66.31	
95	92	80	98	10	11	30	38	28	35	2	3	4.26	11	20	4	95.00	23	62.26	
72	82	76	120	7	7	21	30	23	---	---	---	4.50	11	19	8	70.00	27	58.96	
62	82	295	358	12	9	25	25	22	24	3	1	5.50	41	33	0	100.41	86	71.83	
67	84	227	324	4	8	23	34	22	34	1	---	4.50	3	43	15	116.81	92	80.08	

ABSTRACT (I) GRADED SCHOOLS

CITIES HAVING POPULATION OF

Cities	1914-1915 City Superintendent	Population, 1910	Salary per annum	Number months school		Enumeration, June, 1914	Total enrollment	Average attendance
				Number of years in course				
Missouri Valley	A. W. Graham	3,764	2,900	9	12	1,145	973	831
Mount Pleasant	L. W. Cruikshank	4,089	1,800	9	13	1,025	885	740
Muscataine	ra H. McIntire	15,785	1,800	10	12	4,068	2,509	2,161
Newton	I. P. Smith	5,165	2,300	9	12.5	1,414	1,288	1,065.4
Oelwein	i. M. Johnson	7,137	1,900	9	12	1,906	1,366	1,112
Oskaloosa	J. P. Flower	10,485	2,200	9	13	3,089	2,460	1,852
Ottumwa	A. E. Blackmar	22,437	3,000	9.5	12	7,109	5,175	4,242
Pella	F. M. Frush	3,096	1,700	9	13	824	1,176	1,017
Perry	F. L. Mahannah	5,455	2,000	9	12	1,360	1,248	1,029
Red Oak	J. R. Inman	5,601	2,000	9	12	1,351	1,246	1,020
Sheldon	E. S. Selle	3,323	1,800	9	12	995	873	727
Shenandoah	C. F. Garrett	5,637	2,200	9	12	1,355	1,365	1,048
Sioux City	M. G. Clark	61,774	3,500	9	12	16,810	8,880	8,057
Spencer	E. W. Goetsch	4,176	1,700	9	12	1,041	967	847
Storm Lake	C. E. Akers	3,158	1,750	9	12	889	672	571
Valley Junction	W. S. Wooten	3,026	1,400	9	12	809	763	660
Vinton	James H. Gray	3,957	1,800	9	12	976	772	622
Washington	C. D. Loose	4,544	1,700	9	12	1,340	1,127	960
Waterloo, West	A. T. Hukill	33,097	2,600	9	12	3,514	2,370	2,205
Waterloo, East	Chas. W. Cline	2,700	2,700	9	12	5,011	3,092	2,670
Waverly	W. I. Griffith	3,561	2,000	9	12	960	753	627
Webster City	D. M. Kelly	5,834	2,400	9	12	1,641	1,292	1,039

FOR 1915-1916—CONTINUED.

\$5,000 OR MORE BY CENSUS OF 1910.

Attendance upon enumeration	Attendance upon enrollment	Enrollment High School		No. of Tuition Pupils				No. high school tuitioners at expense of public		No. high school tuitioners paying own way		Average cost and contributing expense	No. graduated in year ending June 30, 1915		Number of Teachers Employed and Average Salary Not Including Supt. or Principal					
		Males	Females	Grades		High School		Males	Females	Males	Females		Males	Females	Males	Females	Males	Salary per month	Females	Salary per month
				Males	Females	Males	Females													
73	85	74	114	4	8	19	45	19	45			3.38	11	13	3	105.74	26	69.07		
72	84	117	128	2	4	36	44	33	42	3	3	4.89	21	21	2	117.00	26	66.88		
53	83	172	240	11	21	19	34	18	31	1	3	5.50	33	39	4	106.25	89	67.74		
75	82	134	202	4	3	35	56	35	55		1	4.32	17	36	5	122.00	42	70.00		
58	81	87	108	3	7	13	22	12	22	1		5.28	13	15	4	88.33	35	60.57		
60	75	193	233	6	9	23	10	23	43		2	3.93	19	28	7	109.44	64	67.44		
60	82	312	411	23	21	17	35	17	34		1	3.91	26	45	15	119.93	129	72.41		
123	86	71	50	2	7	7	13	6	12	1	1	4.69	11	6	2	90.00	16	63.62		
76	82	98	147	16	14	17	31	10	29	7	3	3.12	8	32	2	95.00	33	67.50		
76	82	132	183	6	4	22	55	21	54	1	1	2.80	12	22	4	87.50	37	64.33		
73	83	77	127	8	7	8	26	7	23	1	3	4.39	13	21	4	89.00	24	69.47		
77	76	89	137	3	6	18	30	18	30			4.40	7	26	8	94.00	41	69.17		
48	97	500	490																	
81	85	112	195	3	5	21	82	20	82	1		3.82	20	44	5	88.33	26	63.23		
64	85	67	98		2	8	10	8	10	1		5.87	12	13	2	111.11	19	66.71		
82	96	42	67	1		2	3	2	3			2.65	6	6	1	70.00	19	65.40		
64	51	82	92	8	1	24	29	24	29		1	4.83	15	24	5	95.00	22	67.53		
72	86	125	177	11	12	51	74		1		10	3.47	24	38	4	87.50	35	68.57		
62	97	210	246	3	6	15	21	15	21			5.25	32	24	5	95.00	85	74.00		
53	86	241	268	1		10	18	16	18			7.73	24	30	10	125.00	93	67.50		
65	83	94	168	14	17	22	39	1	1		3	3.29	18	27	4	84.25	21	64.76		
63	80	118	134	2	8	31	29	30	28	1	1	2.87	11	26	4	117.63	34	64.87		

ABSTRACT [I-1]—COUNTY SUPERINTENDEN

CITIES HAVING POPULATION OF 1,500 OR MORE

Cities	City Superintendent 1914-1915	Population 1910	Salary per annum	Number months school	Number of years in course	Enumeration June, 1914		Total enrollment	Average attendance
						Males	Females		
Anamosa	T. M. Clevenger	2,822	\$ 1,700	9	12	850	757	624	
Audubon		2,084	1,600	9	13	582	570	456.3	
Avoca	C. J. Schmidt	1,648	1,525	9	12	449	409	347	
Bedford	R. W. Woolston	1,941	1,600	9	12	516	519	454	
Bellevue	C. D. McGoon	1,708	1,350	9.5	12	522	260	227	
Bloomfield	E. G. Lockhart	2,282	1,550	9	12	620	621	425	
Cincinnati	W. G. Pence	1,029	1,200	9	12	545	528	365	
Clarion	George H. Kellogg	2,553	1,600	9	13	623	546	439	
Clear Lake	H. W. Chehock	2,741	1,600	9	12	848	628	521	
Colfax	S. A. Potts	2,607	1,800	9	12	850	773	665	
Corning	Paul C. Skorupinski	1,884	1,700	9	12	509	619	323	
Corydon	J. B. Parker	1,757	1,300	9	12	509	527	456	
De Witt	Margaret Buchanan	1,877	1,000	9	12	496	323	276	
Dyersville	C. J. Pierce	1,885	1,100	10		602	50	36	
Eldon	H. P. Trumbo	2,030	1,425	9	12	538	505	401	
Eldora	A. E. Vellie	2,720	1,650	9	12	718	615	547	
Emmetsburg	O. S. Von Krog	2,647	1,800	9	12	891	537	435	
Forest City	Chas. M. Neveln	2,135	1,700	9	12	563	532	323	
Greenfield	Roy R. Brourink	1,024	1,500	9	13	505	445	377	
Grundy Center	L. W. Dunlap	1,029	1,400	9	12	418	383	325	
Guthrie Center	E. C. Wissler	1,078		9	12	336	431	356	
Guttenberg	G. W. Hunt	1,886	1,400	9	12	510	274	230	
Hamburg	H. E. Dow	2,204	1,600	9	12	583	589	498	
Harlan	Mary J. Wyland	2,825	1,500	9	12	801	721	617	
Hawarden	W. E. French	2,045	1,500	9	12	595	475	384	
Humboldt	B. B. Bassett	2,061	1,400	9	12	516	504	410	
Ida Grove	E. L. Glasier	2,090	1,500	9	12	550	525	450	
Lake City	R. A. Griffin	2,224	1,700	9	13	633	608	496	
Lamoni	C. E. Irwin	1,778	1,225	9	12	586	566	479	
Lansing	Fred W. Vorhies	1,655	1,350	9	12	497	244	210	
La Porte City	B. S. Moyle	1,541	1,350	9	12	380	366	293	
Leon	O. N. Gass	2,199	1,400	9	12	626	697	583	
Logan	F. E. Green	1,641	1,450	9	12	555	506	435	
Manning	A. L. Boyer	1,611	1,440	9	12	477	414	351	
Marengo	C. H. Carson	2,037	1,500	9.5	13	574	502	411	
Monticello	K. D. Miller	2,159	1,650	9	12	572	523	499	
Mount Ayr	W. H. Finsold	1,708	1,650	9	12	615	617	493	
Mount Vernon	H. F. Kensinger	1,568	1,200	9	12	450	399	332	
Mystie	H. Ostergard	2,605	1,200	9	12	836	738	658	
Nevada	J. R. Cowgill	2,086	1,800	9	12	741	625	504	
New Hampton	L. W. Dooley	2,664	1,600	9	12	830	473	442	
Northwood	H. A. Dwell	1,525	1,250	9	12	415	427	330	
Onawa	Leon O. Smith	2,210	1,000	9	12	678	585	495	
Osage	George H. Sawyer	2,779	1,800	9	12	677	664	599	
Oscola	F. P. Reed	2,714	1,600	9	13	619	766	649	

T'S REPORT JULY 1, 1915 to JUNE 30, 1916.

AND LESS THAN 3,000 BY CENSUS OF 1915.

Attendance upon enumeration	Attendance upon enrollment	Enrollment High School		No. of Tuition Pupils				No. high school tuitioners at expense of public		No. high school tuitioners paying own way		Average cost and contingent expense	Number of Teachers Employed and Average Salary, Not including Supt. or Principal.					
		Males	Females	Grades		High School		Males	Females	Males	Females		Males	Females				
				Males	Females	Males	Females											
73	82	67	79	9	10	22	18	20	17	2	1	4.39	10	18	3	\$ 92.50	19	\$ 55.94
78	89	54	76	3	6	20	31	19	31	1	2	4.40	9	16	2	100.00	14	64.33
77	84	33	54	7	11	3	17					11.11	3	8			14	62.54
88	87	62	75	25	21	20	32	20	32		3	3.71	10	15	2	102.50	16	61.13
42	57	23	32	1	0	6	8	6	8			5.91	4	5			13	60.97
69	81	61	81	4	6	7	19	7	19			4.90	5	11	2	183.33	16	61.41
67	69	30	43	11	8	11	8	11	7		1	5.50	2	7	2	106.66	12	53.82
70	80	68	82	2	1	18	36	18	36			4.04	15	22	3	87.50	17	64.56
61	82	59	101	3	4	21	39	20	36	1	3	5.25	9	16	4	90.00	18	64.72
78	86	55	92	4	6	10	26	8	21	2	5	2.45	4	13	4	81.00	21	59.00
92	84	77	133	6	9	40	77	32	70	2	1	3.38	9	19	3	87.50	21	67.00
80	87	71	86	11	11	24	32	1		2		5.37	13	11	3	77.50	15	60.25
86	85	53	55	5		19	27	19	27	2		3.95	14	16	1	100.00	12	63.42
6	72											5.94	2				2	51.50
74	79	33	22	8	5	6	3	5	3	1		3.44	3	6	2	65.00	14	53.87
76	89	54	88			26	3	26	3			4.97	13	9	3	97.04	17	65.75
49	81	58	76	10	12	9	18	9	18			3.52	9	14	2	103.00	16	67.11
57	61	57	90	4	3	17	27	17	27			3.23	12	11	2	125.00	19	64.03
75	85	61	83	5	6	17	30	17	30			5.50	10	17			14	64.00
78	85	42	57	7	11	14	16	14	16		1	3.90	6	10	1	75.00	11	61.36
105	83	38	64	5	6	6	9	4	7	2	2	5.03	5	7	1	80.00	11	62.25
45	84	32	34			7	6	7	6			3.70	9	5	3	90.00	9	68.00
85	85	47	70	8	12	21	35	15	25	6	10	3.40	4	11	1	100.00	16	60.40
77	86			5		25	25					2.61	11	20	2	87.50	18	64.20
65	81	59	56	1	6	16	17	10	8	6	9	6.50	9	11	1	100.00	16	66.87
79	81	68	100	18	6	23	36	20	33	3	3	15.64	13	18	2	100.50	16	64.14
81	86	62	92		2	12	33	12	33			4.86	11	17	4	100.55	16	62.34
78	82	58	102	17	11	24	38	24	37		1	3.67	7	13			18	63.34
82	85	71	82	9	9	15	32	12	21	3	11	4.77	7	18	4	91.00	14	63.00
43	86	39	35	1	1	6	8	2	7	4	1	4.50	2	4	1	70.00	9	57.00
77	80	42	38	5	5	14	18	11	7	3	1	3.43	5	4	2	70.00	9	64.16
93	84	88	101	3	5	43	43	41	41	2	2	3.21	15	19	2	80.00	20	59.00
78	86	57	78	16	15	14	33	14	33			4.55	11	10	3	77.50	15	53.42
74	85	39	41	2	5	10	8	10	8			4.67	5	5	3	75.00	13	57.50
72	82	44	58	12	19	13	20	13	19		1	4.00	9	8	1	90.00	14	66.80
57	95	60	84	11	12	13	24	13	24			6.43	13	15	2	90.00	18	64.70
80	80	57	125	19	23	33	50	33	49		1	5.31	9	18	1	110.00	17	62.92
78	88	57	59	1	4	17	10	1				5.00	5	17	2	80.00	17	56.75
79	89	53	35	2	7	2	11					2.50	2	8	2	52.80	18	63.11
65	81	55	77	5	7	20	22	19	21	1		6.45	8	11	1	85.00	19	63.61
53	92	52	76	2	1	12	17	12	17			4.55	2	19	2	90.00	18	64.60
39	86	45	71	4	6	19	25	18	24	1	1	4.80	5	11	2	106.39	13	60.30
73	85	57	65	17	11	12	18	11	18	1	0	3.31	11	5	2	81.00	19	64.86
88	90											2.88			4	121.25	19	65.82
104	85	97	159	3	0	32	56	30	53	2	3	3.05	19	30	3	67.50	21	61.76

ABSTRACT [I-1]—REPORT OF G

CITIES HAVING POPULATION OF 1,500 OR MORE

Cities	City Superintendent 1914-1915	Population 1910	Salary per annum	Number months school	Number of years in course	Enumeration June, 1914	Total enrollment	Average attendance
Rockwell City	J. W. Bugg	1,864	1,750	9	12	579	535	533
Sac City	T. B. Stewart	2,521	1,500	9	12	864	665	550
Seymour	D. B. Keller	2,146	1,350	9	12	683	716	546
Sibley	J. R. McAnelly	1,755	1,700	9	13	392	407	376
Sigourney	Geo. H. Hillard	2,109	1,300	9	12	721	575	497
Spirit Lake	Angus Macdonald	1,602	1,500	9	12	541	522	425
Story City	Edgar Hervig	1,576	1,100	9	12	499	376	353
Stuart	W. S. Smiley	1,849	1,250	9	12	303	507	407
Sumner	Thos. J. Durant	1,585	1,500	9	12	447	373	303
Tama	R. C. Tindall	2,621	1,300	9	13	465	496	464
Tipton	M. C. Morrison	2,176	1,450	9	12	542	483	396
Toledo	L. H. Van Houten	1,721	1,700	9	13	483	435	366
Villisca	Owen Hamersley	2,132	1,400	9	12	570	585	453
Wapello	C. I. Bixler	1,532	1,450	9	12	412	432	357
Waukon	Chas. F. Pye	2,168	1,600	9.5	12	624	484	399
West Liberty	J. L. Packer	1,760	1,650	9	13	453	447	415
West Union	A. W. Moore	1,773	1,545	9	12	430	420	353
What Cheer	N. J. Hibbs	1,805	1,200	9	12	537	516	403
Winterset	David Williams	2,860	1,500	9	12	703	733	602
Woodbine	M. A. Reed & F. J. Howe	1,613	1,500	9	12	415	556	410

RADED SSCHOOL FOR 1915-1916.

AND LESS THAN 3,000 BY CENSUS OF 1910.

Attendance upon enumeration	Attendance upon enrollment		Enrollment High School				No. of Tuition Pupils				No high school tuitioners at expense of public		No. high school tuitioners paying own way		Average cost and contingent expense	No graduated in year ending June 30, 1915		Number of Teachers Employed and Average Salary, Not Including Supt. or Principal.			
			Grades		High School																
	Males	Females	Males	Females	Males	Females	Males	Females	Males	Females	Males	Females	Males	Females	Males	Females	Males	Females	Salary per month	Females	Salary per month
	75	73	38	69	14	14	12	20	12	19			3.85	6	16	3	74.03	14	70.18		
92	99	61	95	11	7	33	43	33	42		1	3.87	9	21	1	90.00	19	64.57			
65	84	65	92	10	6	16	29	14	28	2	1	4.63	10	13	2	87.50	20	66.22			
80	76	76	91	9	4	29	32	29	32			4.98	15	7	4	77.50	15	63.75			
96	92	65	64	6	6	15	26	15	19		7	5.90	4	9	1	100.00	15	61.75			
69	86	77	89	1		38	28					4.26	11	11	3	87.50	16	77.00			
79	81	58	78		15	3	11	14	11	1		6.99	8	12	3	131.85	15	72.76			
71	94	37	65	4	7	6	20			2	2	3.55	6	16	2	72.50	11	62.27			
134	80	51	63	2	17	19	23	17	23	2		5.76	13	20	1	90.00	11	65.23			
68	81	63	44	5	2	21	15	21	14		1	3.10	14	3	2	100.00	12	75.00			
100	94	32	76	5	7	9	17	9	17			3.05	6	12	3	80.00	13	59.58			
73	82	52	83	7	6	18	22	17	21	1	1	5.03	9	20	1	90.00	17	68.49			
76	84	47	88	4	8	11	37	11	34		3	3.50	10	12	2	85.00	16	67.83			
79	77	66	90	4	2	20	34	17	34	3		2.87	8	18			16	60.62			
87	83	46	65	9	8	20	29	20	29			7.18	6	7	3	95.00	13	56.00			
64	82	69	108	4	6	20	48	19	47	1	1	4.00	14	25	2	75.00	13	64.31			
92	93	60	75	6	9	20	30	19	28	1	2	6.87	7	17	3	122.44	16	64.53			
82	84	46	87	3	3	12	30	12	30			5.00	11	20			16	70.00			
75	78	48	68	23	19	20	26	20	26			4.13	3	10			15	62.45			
86	82	71	125	9	1	30	43	30	43			4.02	17	20	3	85.00	21	61.97			
99	76	84	122	3	5	41	69	27	60	14	9	4.15	9	19	4	100.00	12	48.78			

ABSTRACT [I-2]—GRADED SCHOOLS—REPORT
CITIES, TOWNS AND VILLAGES HAVING

Name of Town	Superintendent or Principal 1914-1915	Population, 1910	Salary per annum	No. months school	No. years in Course
Abingdon	D. N. Kellogg		\$ 480.00	8	8
Ackley	S. F. Truesdell	1,289	1,300.00	9	13
Ackworth	Lola Kellan	113	425.00	8.5	8
Adair	W. W. Patty	1,011	1,250.00	9	12
Adel	Frank Lindeman	1,425	1,500.00	9	12
Afton	J. H. Ray	1,007	1,000.00	9	12
Agency	Stanley Watts	374	900.00	9	12
Ainsworth	Clayton Pearson	432	1,000.00	9	12
Akron	A. Huffman	1,235	1,350.00	9	12
Albert City	G. C. Archeer	417	675.00	9	10
Albion	O. B. Hauser	477	900.00	9	12
Alburnett		169		9	
Alden	P. J. Hanson	806	1,200.00	9	12
Alexander	D. R. Inman	302	967.00	9	11
Allerton	Arthur L. Lyon	1,015	1,200.00	9	12
Allison	W. R. Cook	535	1,000.00	9	12
Alpha	A. A. Belnap		732.50	9	10
Alta	J. N. Potter	1,078	1,350.00	9	12
Alta Vista	A. O. Vaala	364	900.00	9	10
Alton	C. G. Weatherwax	958	1,125.00	9	12
Altoona	M. F. Wornstaff	520	900.00	9	12
Alvord	H. N. M. Parks	363	1,000.00	9	12
Amity (College Springs)	E. B. Dezell		1,350.00	9	12
Anderson	Pearl Reeves		540.00	9	9
Andrew	H. L. Burdick	332	855.00	9	10
Angus	J. W. O'Brien		630.00	9	8
Anita	J. W. Martin	1,210	1,300.00	9	12
Ankeny	H. H. Benthuyssen	526	1,000.00	9	12
Anthon	C. F. Clark	758	1,225.00	9	12
Aplington	Joseph Boman	510	950.00	9	12
Arcadia	Laura Maulsby	381	810.00	9	11
Arion	Dora Massman	237	720.00	9	10
Arispe	Darle Warner	127	765.00	9	11
Arlington	Fred A. Wright	787	1,200.00	9	12
Armstrong	R. J. Bradley	753	1,400.00	9	12
Arnold's Park	F. D. Kirkpatrick	408	1,200.00	9	12
Arthur	Charlotte Sheldon	259	1,000.00	9	12
Aredale	Chas. Smith		675.00	9	9
Ashton	J. H. Rance	597	720.00	9	10
Aspinwall	Helen Dethlefs	108	585.00	9	8
Atkins Twp. H. S.	Della Moubry		675.00	9	10
Atalissa	H. C. Cook	205	765.00	9	12
Attica	Ernest B. Emmons		900.00	7	9
Auburn	Chas. E. Flitner	410	765.00	9	12
Aurelia	W. H. Reever	654	1,200.00	9	12
Aurora	A. B. Ward	293	810.00	9	10
Avery	Oscar Johnson		810.00	9	10
Ayrshire	J. M. Downey	300	1,000.00	9	11
Badger	Agnes Nordscow	222	417.00	8	8
Baldwin	Wm. Winchell	466	900.00	9	12
Barnes	C. E. Bland	257	765.00	9	10
Barnes City	F. M. Sarchett	893	900.00	9	12
Barnum	W. B. Gregg	384	1,000.00	9	12
Bassett	Elizabeth Haran	152	540.00	9	8
Batavia	Lucille Anderson	132	540.00	9	8
Battle Creek	R. V. Galleher	605	1,100.00	9	12
Baxter	Bruce B. Yeager	688	1,250.00	9	12
	O. F. Schell	572	1,250.00	9	12

REPORTS OF COUNTY SUPERINTENDENTS 1915-1916.
A POPULATION OF LESS THAN 1,500

Enumeration, June, 1914	Enrollment Year Ending June 30, 1915		Number of Tuition Pupils				No. High School Tuitioners at Expense of Public		No. High School Tuitioners Paying Own Way		Average cost and contingent expenses	No. graduates Year Ending June 30, 1915		No. Teachers Employed and Average Salary Not Including Superintendent or Principal				
	Total	High school	Grades		High school		Males	Females	Males	Females		Males	Females	Males	Females	Salary per month	Females	Salary per month
			Males	Females	Males	Females												
68	59		8	3							\$ 3.24	2					1	\$ 46.75
292	317	105	4	5	9	8	9	8			4.53	11	9	1	\$ 90.00	12		65.00
45	34										4.75						1	50.00
300	245	59	4	4	5	3	3	6			3.15	1	3			9	75.83	
445	461	117	14	15	9	44	9	42			3.42			1		15	63.83	
309	312	104	3	3	13	25					3.50	4	18	1	111.00	10	55.50	
156	206	63	14	8	19	17	19	17			3.74	3	9			6	56.76	
118	126	40	4	10	11	12	11	12			5.75	3	4			4	57.00	
433	304	86	1	2	11	17	7	6	4	11	4.25	1	3	1	66.81	10	66.81	
103	106	13			3	3	3	3			7.66	3	1			3	55.00	
203	170										3.77					5	60.00	
45	45										2.84					2	43.38	
383	254	77	7	11	12	14	12	14			3.59	6	9			8	61.07	
200	218										2.62					6	62.50	
306	340	126	12	15	31	21					4.29	2	10	2	85.00	10	61.29	
154	136	32	2	4	3	5	3	5			5.60	1	5			6	59.17	
160	97										3.00					3	55.00	
305	256	67			2	4					6.30	4	4			9	67.00	
160	83	10			3	7	1	1			4.00	2	4			3	54.00	
370	147	23	3	2		2					5.90	3	3			7	64.18	
180	151	23			2	4	2	4			5.13					5	59.00	
141	124	20			3	2	3	1			3.04	1	4			3	55.00	
304	311	112	2		16	21	14	17	2	4	4.67	3	13	1	94.44	11	57.52	
49	39	3									3.97	1	2			1	50.00	
90	82	18	2	2	7	6	7	6			3.69	2	1			3	55.00	
52	40																	
382	367	86	5	9	6	22	6	22			4.78	6	7			12	62.91	
165	196	40	9	7	6	11	4	11	2		4.28	3	3			8	62.93	
246	157	33	4	10		5	5				7.98	1	4			9	62.50	
205	162	33	10	12	1	7	1	7			4.36	3	3			6	60.83	
143	43	7	2	1	1	3	1	3			10.54	2	3			3	62.50	
116	80	7									3.94		1			3	57.40	
154	124										3.17					4	53.20	
248	204	61	6	6	6	12	6	12			5.06	3	7	2	70.00	6	57.44	
359	325	55	3	2	6	6	6	6			5.46	1	2			10	58.00	
221	162	27									9.90	1	4			6	62.50	
168	91	29	4	2	9	3	9	3			1.41	1	2			2	58.50	
52	82	7	8	13		1		1			4.50	2	5			2	54.33	
195	57	7		1				1			4.36	2	1			2	55.00	
45	36		2								2.20							
60	12		1	1	1	1	1	1			4.50	1	1			2	60.00	
87	86	16									3.43		1			3	52.60	
154	116										2.95					3	61.66	
115	124	29	4	4	6	10	4	10	2		5.22	1	2			5	53.56	
190	217	52	14	21	11	14					3.65	6	5	1	65.00	6	66.41	
85	79	15			1	9	1	9			6.93	2	5			3	51.71	
192	217	26	2	3	6	8	6	8			3.92	3	7	1	75.00	4	63.33	
123	133	38	3	1	5	2	5	2			3.59			1	75.00	3	56.94	
282	43										3.89					1	52.50	
153	155	43	7	10	12	14	12	14			5.42	3	3			7	60.00	
116	87	22			3	6	3	6			3.69	2	3			3	50.00	
359	140	23				9		9			3.54		4			6	59.70	
148	170										2.82			1	60.00	5	58.00	
50	56		4	5							3.40					2	60.00	
52	35						1	1			3.86					1	50.00	
183	201	69	1	1	17	16	17	16			2.83	1	8	2	00.00	6	57.00	
217	208	64	5	2	12	11	12	11			3.06	8	9			7	58.40	
138	168	52	3	1	5	20	8	20			2.60	2	6	2	75.00	4	60.00	

ABSTRACT (1-2)—GRADED SCHOOLS—REPORTS OF
CITIES, TOWNS AND VILLAGES HAVING

Name of Town	Superintendent or Principal 1914-1915	Population, 1910	Salary per annum	No. months school	No. years in Course
Beacon	E. E. Bentley	489	765.00	9	10
Beaconsfield	E. M. McAnineh	163	720.00	9	10
Beaman	F. W. Berninghausen	239	1,072.00	9	12
Belmond	P. J. Scarbro	1,419	1,500.00	9	13
Bennett	J. A. Waddell	320	810.00	9	11
Benton	Ray Rominger	213	540.00	8	8
Berlin	Marguerite Carlisle	143	540.00	9	8
Bertram	E. S. Handley	125	630.00	9	8
Bettendorf	A. Diederich	1,376	800.00	10	8
Bevington				8	
Birmingham	F. E. Robey	581	1,100.00	9	12
Blairsburg (Con.)	Gladys Bonner	298	900.00	9	12
Blairstown	R. Allen	584		9	
Blakesburg	Howard Cassill	339	675.00	9	10
Blanchard	Clifford Brause	422	810.00	9	12
Blenco	Jane Boulware	307	810.00	9	10
Blockton	J. R. Loutzenhiser	649	1,125.00	9	12
Bluegrass	Marie Claypool	237	675.00	9	8
Bode	F. C. Krieg	428	950.00	9	11
Bonaparte	J. Parks	643	1,000.00	9	12
Bondurant	N. J. Caldwell	302	1,125.00	9	12
Bouton	C. A. Pease	204	765.00	9	16
Boyden	H. M. Rombough	304	950.00	9	10
Braddyville	R. C. Pitman	326	855.00	9	11
Bradgate (Con.)	Howard L. Hlekok	207	900.00	9	12
Brandon	F. B. Weik	349	900.00	9	11
Brazil	Mabel Moore		424.00	8	8
Breda	Loretta Connolly	413	630.00	9	10
Bridgewater	O. E. Spoonor	302	810.00	9	12
Brighton	G. D. Swaney	1,023	1,350.00	9	13
Bristow	G. V. Annan	338	900.00	9	11
Britt	W. E. Rorabaugh	1,445	1,300.00	9	12
Bronson	Helen Glissman		630.00	9	12
Brooklyn	Chas. M. Adams	1,485	1,200.00	9	12
Brooks	Jessie Leatherman		422.40	9	8
Buckeye		103		9	
Buffalo	W. W. Graham	403	675.00	9	8
Buffalo Center	F. S. Wright	908	1,600.00	9	12
Burt	F. R. Ketchum	624	1,200.00	9	12
Bussey	J. C. Bennett	655	1,200.00	9	15
Buxton No. 1					
Buxton No. 2	Minnie London		400.00	8	8
Buxton No. 3					
Calro				9	
Calamus	H. G. Games	393	585.00	9	10
Caledonia	Myrtle Lenz		480.00	9	10
Ostranto	Louise Mosher	398	540.00	9	10
Callender		922			
Calmar		208			
Calumet	Nellie Sayre	647	675.00	9	10
Camanche				9	
Cambria				9	
Cambridge	Fred B. Tyler	683	1,150.00	9	12
Cantril	Chas. Vale	465	810.00	9	12
Carbon	Floy Morgan	304	540.00	9	8
Carlisle	G. L. Hicks	633	900.00	9	12
Carpenter	J. C. Graves	144		9	8
Carson	Chas. A. Young	656	1,100.00	9	12

COUNTY SUPERINTENDENTS 1915-1916—CONTINUED.
A POPULATION OF LESS THAN 1,500

Enumeration, June, 1914	ment Enroll- Year Ending June 30, 1915		Number of Tuition Pupils				No. High School Tuitioners at Expense of Public		No. High School Tuitioners Paying Own Way		Average cost and contingent expenses	No. graduates Year Ending June 30, 1915		No. Teachers Employed and Average Salary Not Including Superintendent or Principal			
	Total	High school	Grades		High school		Males	Females	Males	Females		Males	Females	Males	Salary per month	Females	Salary per month
			Males	Females	Males	Females											
175	199	47	7	11	8	13	8	13			5.03	2	5		6	65.00	
217	169	21	7	6		4		3		1	3.62	3	9		4	51.25	
57	52										6.25				1	60.00	
120	112	24	1	1	4	4	4	4			8.15				5	59.00	
535	399	112	8	6	20	29	20	29			5.00	10	16	2	85.00	13	69.00
80	69	19	3	4	1	4			1	4	5.50	2	4	1	50.00	3	58.33
133	34										2.07				1	46.60	
60	57		1	3					1	2	7.69				1	60.00	
34	31		2								5.11	2	1		1	65.00	
412	231														4	52.25	
35	38										2.27						
174	194	63	7	5	5	21	5	20		1	3.66	2	8		6	52.89	
206	168										5.00				6	66.00	
189	139										3.45				5	63.00	
107	90	11	1	1	2	2	1	2	1		4.32				3	70.00	
163	145		9	11	13	11	1	1	12	10	5.09	2	4		6	60.26	
130	103	24	3		2				2		8.33	1	7		3	60.00	
151	214	78	10	17	17	19	10	19	1		3.53	2	8	1	60.00	6	58.20
36	67			4							2.23				1	60.00	
137	65	33	2	7	4	11	3	9	1	2	4.99	1	6		3	51.13	
144	161	37	6	8	7	9	7	8		1	3.25	5	2		5	58.08	
112	95	52	17	9	18	12	18	12			3.92	3	2		5	63.50	
97	85	18	4	1	1	3	1	3			5.12				3	58.33	
140	97	24	2	2	4	5	3	5	1		4.92	7	5		4	62.50	
92	83	21	1	1	3	3	3	2			5.75	1			4	59.95	
165	122		2								4.28				7	61.35	
170	179	36	3	3	3	3	10	9			2.15			2	65.00	4	63.75
328	195										1.51				3	38.15	
157	23	1	1								10.00				2	65.00	
158	101	37	4	3	6	3	6	1			4.62	1	2		5	54.00	
318	268	56	5	5	5	11	5	11			4.03	3	9		9	66.33	
138	162	26	5	3	3	4			3	2	4.75	1	4		5	55.09	
502	398	107	8	6	9	36	9	30			5.34	4	16		13	62.08	
180	180										2.30			1	75.00	3	66.00
349	355	91	2	4	8	21	8	21			5.21	5	15	2	58.00	10	65.52
69	45										2.13						
46	39										8.45				2	57.50	
165	170										3.40				2	46.70	
612	397	80	2	2	10	10	12	12			3.07				15	63.84	
219	288	66	7	7	11	18	11	18			6.07	5	7		7	63.50	
347	443										2.37			1	75.00	12	52.90
	620											2	2	1	57.43	10	58.10
57	38																
102	76	7	2		1	2	1	2	2		4.00	1	2		2	54.00	
116	117	21						2			4.61	3	7		4	53.00	
130	95	2						2			1.21		2		4	49.10	
64	56										1.43				2	51.40	
237	210	66	4	1	8	15			5	2	3.90	3	4		6	57.09	
143	194	42	20	15	6	16	4	14	2	2	4.06	1	5	1	75.00	4	51.25
122	122										2.40						
241	233	68	8	1	11	18	11	18			3.12	4	8		8	60.40	
84	103														2	50.00	
369	194	51	6	9	4	12	4	10			4.85	1	2		7	60.22	

ABSTRACT (I-2)—GRADED SCHOOLS—REPORTS OF
CITIES, TOWNS AND VILLAGES HAVING

Name of Town	Superintendent or Principal 1914-1915	Population, 1910	Salary per annum	No. months school	No. years in Course
Cascade, West)					
Casey	A. C. Brennan	801	1,125.00	9	12
Castalia	D. P. Phillips	262	765.00	9	10
Castana	D. V. Masser	441	1,100.00	9	12
Center Junction	Brant Jenkins	232	630.00	9	16
Center Point	Norwin E. Smith	910	1,125.00	9	12
Central City	H. T. Crawford	735	1,045.00	9	12
Chapin	C. G. Webb		855.00	9	10
Charleston				8	
Charlotte	A. E. Samp	384	950.00	9.5	10
Charter Oak	H. M. Stiles	799	1,575.00	9.5	12
Chelsea	Samuel Tyler	582	950.00	9	12
Chester	Simon L. Treff	290	765.00	9	9
Chester Twp. H. S.	Owen Bishop		810.00	9	2
Chickasaw	Helen Ackley		450.00	9	8
Chillicothe	Nora Dickerson	193	630.00	9	9
Churdan	W. J. Atha	604	1,100.00	9	12
Clarence	Henry E. Irons	671	1,200.00	9	12
Clarksville	C. Bert McDonald	965	1,100.00	9	12
Clayton		141			
Clearfield		695			
Cleghorn	C. J. Butler	220	765.00	9	10
Clemons	R. W. Wagner	245	945.00	9	12
Clermont	N. J. Breckner	714	1,000.00	9	12
Climbing Hill				9	
Clio	W. L. Brinks	264	640.00	8	12
Clutier	Olive Ryan	276	585.00	9	9
Coggon	E. L. King	560	1,125.00	9	10
Coln		665			
Colesburg	Ira R. Appleman	320	765.00	9	11
College Springs (Amity)		585			
Collins	C. W. Kirk	560	1,400.00	9	12
Colo	E. S. Jordan	535	1,200.00	9	12
Columbia	Fannie Pierson		480.00	8	8
Columbus City		390		9	8
Columbus Junction	J. H. Huston	1,170	1,200.00	9	12
Conesville	E. L. Meek	333	900.00	9	12
Conrad	A. R. Maulsby	620	1,100.00	9	12
Conway	Jennie M. Woodward	277	630.00	9	10
Coon Rapids	H. P. Helms	1,218	1,250.00	9	12
Cornell	John W. Akin		810.00	9	10
Correctionville	M. R. Hassel	1,056	1,100.00	9	12
Corwith	Chas. C. Mantle	557	1,200.00	9	12
Coulter	F. M. McClintock	307	675.00	9	9
Craig	Madge Sidwell	135	495.00	9	8
Crawfordsville	Minnie R. Conner	323	900.00	9	12
Cromwell	Mrs. Mattie Martin	179	630.00	9	9
Crystal Lake	Elizabeth Byrne	177	585.00	9	8
Cumberland	Wm. J. Keay	574	1,000.00	9	12
Curlew	H. I. Carrel	173	720.00	9	10
Cushing	L. C. Smith	286	900.00	9	12
Cylinder	R. G. Simpson	161	855.00	9	12
Dakota City	Paul E. Blumer	447	810.00	9	10
Dallas		329		9	12
Dallas Center	J. M. Davis	866	1,400.00	9	12
Dana	G. F. Fisher	213	810.00	9	10
Danbury	C. F. Stutzman	578	1,350.00	9	12

COUNTY SUPERINTENDENTS 1915-1916—CONTINUED.

A POPULATION OF LESS THAN 1,500

Enumeration, June, 1911	Enrollment Year Ending June 30, 1915		Number of Tuition Pupils				No. High School Tuitioners at Expense of Public		No. High School Tuitioners Paying Own Way		Average cost and con- tingent expenses	No. graduates Year ending, June 30, 1915		No. Teachers Employed and Average Salary Not Including Super- intendent or Principal			
	Total	High school	Grades		High school		Males	Females	Males	Females		Males	Females	Males	Salary per month	Females	Salary per month
			Males	Females	Males	Females											
			Males	Females	Males	Females											
248	135		2	4	9	6	9	6			2.84				4	45.00	
219	227	65	4	6	6	6	6	6		4.32	4	5		6	62.50		
120	87	19			3	2	1	1		2.65	3	1		3	55.00		
134	173	35	27	17	10	9	10	7		4.72	2	2		2	58.57		
	79	53	5	1			1			1.20				2	55.00		
208	244	62	13	10	9	13	8	12	1	3.56	4	5		2	55.37		
253	235	70	15	18	10	15	9	15	1	2.75	3	6	3	117.00	7	50.00	
140	105									3.59			1	60.00	3	58.33	
52	29									3.20							
126	119	15	4			2		2		4.88	6	1		3	57.90		
276	155	53	3	4	5	4				4.83	1	5		9	76.08		
174	82	22	4	4	4	2	4	2		4.48				5	55.00		
90	73	3		1	4					1.50				2	55.00		
		8								4.91		4					
67	37									2.32				1	50.00		
68	62	6	4	8						3.69		3		2	52.50		
215	205	56	4	5	9	13	9	12		5.25	6	8		7	57.00		
190	207	59	8	17	11	9	11	9		3.20	1	5		7	59.00		
219	215	50	14	8	3	12	2	12	1	5.20	3	7		8	62.91		
94	64	11								5.60		1	2		2	70.00	
210	128									10.47				5	66.10		
234	201	28	2	4	1	8	1	8		3.57	5	2		6	62.08		
172	145									3.56				6	48.50		
88	62	27	1		1	3				4.00	1			2	50.00		
96	88	8	6	2						3.74				2	50.00		
144	149	64	8	7	15	10	14	10	1	5.07	7	10		7	61.50		
239	214									2.29			2	38.34	6	44.20	
171	178	38	16	15	7	6	6	5	2	5.62	3	1		6	60.00		
233	193	51	13	10	11	10	11	9		5.36	8	3		9	60.00		
47	48									3.21				1	55.00		
178	113									5.82				3	53.33		
324	358	49	3	2	26	33	26	33		4.36	4	11	3	80.00	10	58.69	
145	30									1.54	5	1		65.00	3	53.33	
151	132	60	12	6	3	14	3	14		4.59	3	5	1	90.00	6	61.00	
106	108	16	3	2	4	1	3	1		5.77	2	1		4	50.03		
442	445	06	4	5	8	11	8	11		6.38	8	9	2	80.00	13	72.10	
137	107									4.01				3	61.67		
401	359	38									3	5		13	58.18		
157	171	32	4	5	7	6	7	6		4.33	2	2		3	62.00		
121	97	7			1	1				3.72	2	5	1	75.00	2	56.10	
72	54									2.75				2	55.00		
221	200	60						7		2.88	5	8	1	70.00	7	57.00	
54	47	4	2							1.23	2	4		1	50.00		
63	52									2.21				1	50.00		
183	130	47	6	5	8	6	8	6	2	3.88	2	7	1	65.00	6	62.50	
73	71	13	2	2	1	1				4.00	1	3		3	53.40		
92	98	25	13	2	3	7	3	7		5.33	3	4		4	58.18		
160	121									3.79				4	53.07		
160	122	12	1			2				9.00		2		3	58.88		
225	173									2.80				4	58.00		
324	291	78	2	8	5	17	5	17		4.88	10	10	2	75.00	8	68.00	
97	77	10				1				6.00	1	1		3	55.97		
347	196	37								6.94	2	7		11	46.43		

ABSTRACT (12)—GRADED SCHOOLS—REPORTS OF
CITIES, TOWNS AND VILLAGES HAVING

Name of Town	Superintendent or Principal 1914-1915	Population, 1910	Salary per annum	No. months school	No. years in Course
Danville	Ledia Hightshoe	280	1,000.00	9	12
Davis City	J. M. Howell	626	810.00	9	11
Dawson	Chas. Paul	300			
Dayton	Fred C. Runkle	961	1,500.00	9	12
Decatur City	G. F. Brown	941	550.00	9	12
Delham	Home A. Brumback	426	655.00	9	12
Deep River	Chas. T. Core	226	1,000.00	9	12
Defiance	A. J. Boylen	401	900.00	9	11
Delaware	C. F. Rathbun	675.00			
Delhi	Wayne Currell	428	575.00	9	11
Delmar	C. F. Martin	103	800.00	9	11
Deloit	James Edwards	266	730.00	9	12
Delta	Smith Trump	721	900.00	9	12
Denmark	L. C. Burton		900.00		
Denver	Mable Friday	429	730.00	9	11
Derby	Elwood Smith	223	625.00	9	11
Des Moines Valley					
De Soto	J. J. Simpson	598	900.00	9	12
Dewey	Wm. Todd	429	675.00	9	9
Dexter	H. L. Johnson	429	1,200.00	9	12
Diagonal	F. M. Mounie	492	1,000.00	9	12
Dickens	James H. Griffith	291	765.00	9	10
Dike	D. F. Rice	279	810.00	9	10
Dillon	Winfield Warner	60	583.00	9	9
Dolliver	Adam Miller	108	1,000.00	9	12
Donelson	A. B. Epperson	425	1,000.00	8.5	10
Doon	A. P. Hargrave	612	1,000.00	9	12
Dove City	C. W. Manning	721	900.00	9	12
Downey	Nellie Barry		720.00		
Dows	B. D. Evans	1,001	1,500.00	9	12
Drakeville		273			
Dumont	Berry L. Schwartz	228	900.00	9	9
Dumouche	Frances Mosser	426	845.00	9	11
Dundas	L. C. Mack	300	900.00	8	10
Dunkerton	Rolland Meyers	300	900.00	9	9
Dunlap	Merton Crowl	729	1,000.00	9	12
Durant	H. G. Broden	927	1,300.00	9	12
Dysart	A. O. Hinzow	749	1,500.00	9	12
Earlham	Anthony E. Balked	307	675.00	9	8
Earling	Gay D. Ebbels	267	1,300.00	9	12
Earville	C. E. Day	324	1,250.00	9	12
East Peru	Nancy Ogleboe	300	625.00	9	10
Eatville	Fuma S. Syc	621	1,000.00	9	12
Edwards	F. W. Jones	621	1,145.00	9	12
Edgewood	M. C. Martin	330	630.00	9	11
Elberon		396			
Elbridge		611	900.00	9	11
Elkin	J. H. Williams	121	1,700.00	9	12
Elkader	J. F. Strub	310			
Elkport		310			
Elliott	C. M. Workman	558	1,100.00	9	12
Elleton	H. F. Biese	212	1,150.00	9	12
Elmwood (Con.)	John Parodio	300	1,000.00	9	12
Elma	S. J. Poupert	621	1,000.00	9	12
Elwood	F. P. Sauerberg		900.00		
Ely	Ethel O'Connell	362	435.00	9	12
Emerson	F. E. Coe	404	1,250.00	9	12
Epworth	Ruth Baber	422	580.00	9	12

COUNTY SUPERINTENDENTS 1915-1916—CONTINUED
A POPULATION OF LESS THAN 1,500

Enumeration, June, 1914	Enrollment Year Ending June 30, 1915	Number of Tuition Pupils						No. High school Tuitioners at Public	No. High school Tuitioners at Private	Average cost and con- tingent expenses	No. graduates Year Ending June 30, 1915		No. Teachers Employed and Average Salary Not Including Super- intendent or Principal		
		Grades		High school		Males	Females				Males	Females	Salary per month	Females	Salary per month
		Males	Females	Males	Females										
50	508	28	2	1	10	2	25	7	2.75	2	2	4	55.00		
220	218	22	2	4	8	2	2	2.45	2	2	7	67.10			
115	92							1.75			3	100.00			
220	271	20	5	2	15	1	7	6.58	14	2	6	60.67			
150	114	21	4	4	2	1	4	4.39			1	73.00			
125	121	4	1	11	5	1	6	4.00			4	27.70			
100	178	26	4	2	7	1	2	4.27	1	1	2	64.71			
144	229	25	7	12	8	8	8	5.44	2	2	4	14.71			
81	79	18	1	1				2.49	1			22.50			
255	252							4.00				29.10			
71	71	20	4	3	4	5	4	3.44				34.85			
112	196	7						2.41	1			15.00			
50	220	17	5	2	9	7	8	4.57		4	9	56.38			
171	361	29	6	6	7	6	7	4.29				35.76			
114	112	10	4	1	7	1	2	2.72	1	1	60.00	37.30			
113	113	50	6	7	10	15	14	3.24	2	2	4	53.81			
140	150	29	8	6	5	11		4.68		1	60.00	4	60.00		
84	70										1	20.00			
100	178	15	10	10	10	10	10	5.16	10	10	6	67.65			
90	78	13	3	5	5	5	1	4.46	1	3	3	55.60			
178	165	13	2	4	2	2	1	3.38	4	1	4	56.00			
60	42	1	1								1	60.00			
74								1.72			5	63.00			
124	127	21	7	7	7	2	6	1.85		1	111.00	2	26.00		
213	177	38	4	1	4	6	6	2.75	4	5	1	61.50			
221	200							2.75			1	70.70			
46	37	2	4	1	1	1	2	1.17			2	27.00			
270	236	25	2	6	17	18		4.05	8	10	7	144.00	12	56.90	
58	26							2.65			2	35.00			
228	222							4.20			5	64.70			
167	147	12	2	4	15	19	1	2.25			5	47.42			
91	72	7						2.29			2	52.30			
202	205	26	9	2	3	4	2	2.82	2	5	3	67.70			
145	202	19	11	9	8			4.65		2	80.00	11	30.70		
174	152	22	1	2	3	2	2	2.48			6	54.11			
226	228	10	6	3	7	14	14	3.21	4	4	65.00	8	70.75		
448	380	128	5	6	43	31	23	4.12	7	12	4	80.00	3	38.00	
176	17							2.20		1	75.00				
267								2.58					21		
162	125	41	4	5	22	2	12	4.44	2	8	6	61.66			
87	92	15	6	3	7	7	2	2.64	1	4	2	22.93			
220	222	205	19	11	99	16	20	2.34	5	6	7	95.00	7	54.27	
175	112	72	15	7	7	17	17	2.65	2	8	5	47.73			
170	17	11	3	4	2	1	2	3.20	3	2	2	55.00			
201	167	48	1	1	1	1	1	4.77	2	3	5	60.76			
222	228	167	2	2	27	34	25	1	2.50	10	5	90.00	10	67.10	
178	188	16	4	5	8	15	8	11	1	3.00	1	6	67.00		
93	117	44	4	12	12	12	12	4.28	1	5	5	50.23			
98	201							3.20			9	60.75			
541	511							2.65			1	29.00			
23	32	7	1	1	4	7	2	1.28	7	4	2	60.90			
41	70							2.17			4	50.70			
71	92	5	4	2	11	5	11	7.12			8	65.80			
128	131							2.66			4	54.00			

ABSTRACT (I-2)—GRADED SCHOOLS—REPORTS OF
CITIES, TOWNS AND VILLAGES HAVING

Name of Town	Superintendent or Principal 1914-1915	Population, 1910	Salary per annum	No. months school	No. years in Course
Evans				9	9
Everist	M. J. O'Brien		765.00	9	9
Everly (Con.)	Ira R. Baker	472	1,080.00	9	12
Exira	W. H. Hoyman	842	1,200.00	9	13
Exline	George H. Simmons	651	720.00	9	12
Fairbank	O. O. Parks	629	1,050.00	9	12
Fairview				7	8
Fairview (W. Burlington)	W. E. Carr		765.00	9	8
Farley	Lillian Hartman	729	810.00	9	4
Farmersburg (Wagner)	M. B. Merriman	280	900.00	9	10
Farmington	A. T. S. Owen	1,194	1,500.00	9	12
Farnhamville	Carl M. Hansen	355	665.50	9	11
Farragut	S. L. Miller	511	1,300.00	9	12
Fayette	Eleanor Garrison	1,175	1,125.00	9	12
Fenton	Margaret Dorweiler	304	900.00	9	10
Ferguson	O. S. Hamer	161	1,000.00	9	11
Fernald	H. F. Pfeiffer		810.00	9	11
Fertile	Ella M. Melhouse	232	720.00	9	9
Floyd	H. T. Thompson	362	855.00	9	11
Fonda	C. H. Tye	1,106			
Fontanelle	Thomas B. Young	868	1,200.00	9	12
Fort Atkinson	Ruth Preston	305	675.00	9	9
Foster	Estella Robinson	129	400.00	8	8
Franklin		133			
Frankville	G. A. McMillan		540.00	9	8
Frazer	Margaret Winters	520	475.00	9	8
Fredericksburg	E. C. Baldwin	635	900.00	9	12
Freeport	Hagar Delaney		374.00	8	8
Fremont	A. J. Jones	520	1,000.00	9	12
Galt	H. M. Innuzel	185	810.00	9	10
Galva	R. H. Garlock	478	1,000.00	9	12
Garden Grove	E. P. Moorlan	741	1,300.00	9	12
Garfield	Walter L. Ernst		723.00	8.5	10
Garnavillo		362			
Garner	H. L. Cecil	1,226	1,400.00	9	12
Garrison	Francis Smith	489	900.00	9	11
Garwin	J. L. Maynigo	513	1,000.00	9	12
Geneva	Eva M. Saucer	205	720.00	9	10
George	B. L. Troup	704	1,200.00	9	12
Germania	A. K. Plank	426	1,000.00	9	12
Gibson	R. S. Blackburn		900.00	9	12
Gifford		606			
Gilbert	V. A. Helfenstein	252	810.00	9	12
Gillett Grove	Etta M. Smith		810.00	9	9
Gilman	F. D. Francis	477	1,050.00	9	12
Gilmore City	C. C. Knoll	935	1,200.00	9	13
Gladbrook	R. S. Clark	959	1,100.00	9	12
Glidden	J. H. Cunningham	913	1,200.00	9	12
Goldfield	C. O. Bingaman	748	1,500.00	9	12
Goodell	C. H. Tompkins	241	1,000.00	9	12
Gowrie	I. J. Bradley	955	1,100.00	9	12
Graettinger	F. E. Moore	743	900.00	9	12
Grafton	Frank J. Springman	199	630.00	9	10
Grand Junction	R. B. Hardin	984	1,300.00	9	12
Grand Meadow	B. C. Fordyce		900.00	9	12
Grand Mound	J. E. Miller	481	1,100.00	9	10
Grand River	A. H. Hamilton	363	900.00	9	12

COUNTY SUPERINTENDENTS 1915-1916—CONTINUED.
A POPULATION OF LESS THAN 1,500

Enumeration, June, 1914	Enrollment Year Ending June 30, 1915		Number of Tuition Pupils				No. High School Tuitioners at Expense of Public		No. High School Tuitioners Paying Own Way		Average cost and contingent expenses	No. graduates Year Ending June 30, 1915		No. Teachers Employed and Average Salary Not Including Superintendent or Principal					
	Total	High school	Grades		High school		Males	Females	Males	Females		Males	Females	Males	Females	Males	Salary per month	Females	Salary per month
			Males	Females	Males	Females													
			Males	Females	Males	Females													
248	230	57	7	7	9	4	9	4			4.28	2	4				9	62.00	
120	136										2.29						4	49.84	
	164	2									3.18						4	52.20	
	252	205	35		5	7	2				6.00	7	5				5	64.00	
	311	331	94	16	12	15	25	14	25	1	5.85	3	2				9	63.66	
	265	298	30	7	4	4	6	3	6	1	1.64	2	1	2	51.00		6	43.78	
	180	122	36		3	7	5	7	5		6.55	2	1				5	59.80	
	118	78									6.51						7	45.83	
	471	219		2	5						3.39	10	13				5	51.83	
	236	66	23		1		1				3.88	3	6				5	55.00	
	190	91	6	2	2		1		1		2.00	3	1				3	55.00	
	397	367	84	33	29	9	26	5	23	4	2.99	5	11			10	58.52		
	123	112	12	3	1		3		3		1.62		2				4	58.75	
	189	153	47	11	8	9	14	9	14		3.96	3	3			7	58.93		
	351	342	130	8	4	13	25	12	24	1	3.49	8	17	3	79.17	9	61.05		
	137	125	27	4	2	8	7	8	7		3.66	5	9	1	20.00	4	60.00		
	236	174									2.10			1	62.50	4	55.12		
	105	95	16	2	2		3		3		6.50	1	3			4	61.25		
	91	78	21			2	2	2			2.89					2	50.88		
	232	94	30	1		4	6				4.42	1	5			3	54.26		
	346	263	58	5	4	9	11	9	11		4.11	2	3			9	57.93		
	150	55	15								2.93		1			2	55.00		
	96	96														1	48.38		
	90	46		2	1						4.62					1	45.00		
	178	151														4	51.43		
	165	142	23	4	2	5	4	5	4		4.50		4			5	59.40		
	51	22									3.58								
	160	192	75	14	14	9	33	9	33		5.18	2	8			7	64.29		
	67	69									3.76					3	56.66		
	269	196									4.04					10	52.38		
	234	263	88	8	11	20	17	23	17	2	6.05	10	10	2	75.00	11	68.00		
	136	136									4.80					3	52.60		
	476	324	87		2	14	18	14	17		4.92	10	5			13	65.76		
	142	135	14	1	2	1	1				3.62		2	2	70.00	4	57.50		
	132	139	30	5	9	9	4	4	9	5	5.22	1	2			5	52.00		
	79	63	10	7	1	1		3	4		5.88	1		1	65.00	3	55.00		
	238	208	71			5	2	2	1	3	3.74	3	5			7	66.43		
	168	121	27	2	6		3		3		3.75		4			5	62.00		
	95	100									3.95					4	57.00		
	41	42									5.00			1	60.00	1	50.00		
	121	82	28	1	1	6	3	6	3		6.42		5			5	58.00		
	121	100									5.33					3	72.22		
	162	288									2.50			1	90.00	6	62.00		
	174	284	60	14	20	13	21	11	20	2	5.91	7	4	1	90.00	8	58.55		
	262	226	54	8	9	9	10	9	10		3.25	4	2			8	90.00		
	267	267	60	8	6	23	30	22	30		5.13	7	7	2	80.00	7	63.33		
	361	297	132		9		25		25		7.88	7	14			14	75.77		
	123	99	28		1	4	1	4			7.78	5	1			5	64.00		
	267	228	48	1	1	8	10	7	9	1	5.63	4	12			9	56.66		
	277	240	39	4	3	3	6	3	6		2.68	2	4			7	56.72		
	98	64	3	2							3.50		1			2	50.00		
	322	295	88	6	1	13	37	13	37		2.97	5	14	1	100.00	10	62.50		
											3.50	4	2			1	80.00		
	187	111	14		2	2	2	2	2		3.55	3	4			3	55.20		
	150	162	30	6	12	5	10			5	6.01	1	2	2	65.00	4	55.00		

ABSTRACT (1-2)—GRADED SCHOOLS—REPORTS OF
CITIES, TOWNS AND VILLAGES HAVING

Name of Town	Superintendent or Principal 1914-1915	Population, 1910	Salary per annum	No. months school	No. years in Course
Granger	Ada C. Scott	275	765.00	9	11
Grant	J. F. Gill	314	900.00	9	11
Grant City	Mrs. C. H. Impson	177	495.00	9	8
Granville	Martha E. Cooper	415	750.00	10	9
Gravity	Cornelius Evers	549	810.00	9	12
Gray	Leo. W. Bouce	184	675.00	9	9
Greeley (Del. Co.)	Henry Von Pelt	370	810.00	9	11
Greeley (Buch. Co.)					
Greene	W. G. Brandstetter	1,315	1,400.00	9	12
Green Island	Clara Aher	127	630.00	9	8
Greenville	A. W. Phillips	1,000.00	9	11	
Grimes	H. T. Holt	351	900.00	9	12
Griswold	T. D. Howman	1,148	1,450.00	9	12
Greenwood	F. C. Cagley		540.00	9	8
Guernsey	Chas. H. Young	177	810.00	9	8
Guthrie County H. S.	H. E. Hsley		1,450.00	9	4
Hamilton	Pattie Slayman	308	720.00	9	10
Hancock	H. H. Davis	264	675.00	9	12
Hanlontown	Stella A. Thompson	180	475.00	9	9
Hansell	E. B. Hodges		1,400.00	9	10
Harcourt	W. G. Bierhoff	303	900.00	9	21
Hardy	C. J. Shearer		675.00	9	10
Harper		257			
Harper's Ferry		315			
Harris	I. W. Machaner	308	1,100.00	9	12
Hartford	Carl Millsagle	238	675.00	9	12
Hartley	Roy M. Lammman	1,115	1,450.00	9	12
Hartwick	Veva Carpenter	113	636.00	5	10
Hastings	F. H. Hawk	432	900.00	9	10
Havelock	Harrison W. Busby	278	720.00	9	12
Hawkeye	Nellie C. Smith	714	720.00	9	12
Hayes				9	9
Hayesville	Laura Ingram		540.00	9	9
Hayfield	L. M. Johnson		810.00	9	11
Hazleton (Greeley)	S. A. Mahuron	507	900.00	9	11
Hedrick	John Williams	926	1,125.00	9	12
Henderson	C. A. Wright	238	652.00	9	11
Hesper	J. C. Gannon		585.00	9	9
Highview	Carl H. Hanson		680.00	8	8
Hillsboro	W. J. Brown		765.00	9	9
Hinton	Harry C. Heald	291	810.00	9	10
Hiteman	D. A. Sawyers		1,050.00	9	10
Hocking	James A. Griffith		675.00	9	9
Holland		152			
Holly Springs		162	106	9	
Holstein	W. E. Huff	1,137	1,300.00	9	12
Holy Cross		134			
Hopeville	Leo Morgan	91	325.00	6.5	8
Hopkinton	W. L. Peterson	836	1,200.00	9	11
Hornick		309		9	
Hospers	E. E. Tatum	557	1,000.00	9	12
Hubbard	C. A. Osborne	663	1,200.00	9	12
Hudson	Ivan I. Meyer	411	1,000.00	9	11
Hull	Torrance McRuer	768	1,200.00	9	13
Humeston	Floyd Bailey	1,034	1,125.00	9	12
Huxley	F. J. Nieland	357	810.00	9	11
Imogene	Sallie Pills	314	630.00	9	8

COUNTY SUPERINTENDENTS 1915-1916—CONTINUED.
A POPULATION OF LESS THAN 1,500

Enumeration, June, 1914	Enrollment Year Ending June 30, 1915		Number of Tuition Pupils				No. High School Tuitioners at Expense of Public		No. High School Tuitioners Paying Own Way		Average cost and contingent expenses	No. graduates Year Ending June 30, 1915		No. Teachers Employed and Average Salary Not Including Superintendent or Principal				
	Total	High school	Grades		High school		Males	Females	Males	Females		Males	Females	Males	Females	Salary per month	Females	Salary per month
			Males	Females	Males	Females												
117	126	23	3	1	3	6			3	6	4.27						50.00	
93	123	20	4	2							3.73	3	6				63.75	
140	138	32	1	1	8	8	7	9	1		2.98	4	2				63.70	
75	49	24	2	1							3.66						50.00	
162	17	3									7.99						55.00	
180	156		19	8	7	15	7	15			3.00	1	8				52.18	
57	58	10	1		1	1	1	1			4.55						60.00	
206	260										2.53	1	1	43.50	13		47.93	
360	340	96	8	5	16	26	14	24	2	2	5.30	3	14				68.76	
	41										3	2					50.00	
161	118										4.31						63.75	
157	128	39	5	1	4	8	4	8			3.89	4	5				58.00	
295	312	114	6	17	31	53	31	52			5.41	7	11	70.00	10		55.50	
	38	38									2.86						60.00	
	98	71									4.59	6	1	60.00	1		80.00	
	163	163			5	7	75	88			5.40		1	90.00	6		70.00	
210	168	19									3.05						51.22	
	85	94	25	5	3	4	7	4	7		2.63		1				53.73	
	69	73	5	2	1						3.80						51.10	
	261	256									4.00						61.83	
	169	145									2.28						55.50	
	84	67	8								3.50		3				50.00	
	116	15																
216	220										3.15						61.00	
156	141										4.89						51.00	
332	313	97	3	13	24	11	24	11			5.19	6	8	90.00	11		61.59	
62	46	22	1	3		3			3		4.03	1	4				60.00	
137	113	11	1	2	2	2	2	2			4.20	2	2				55.00	
102	98	24	6	4	2	8	2	8			4.16	3	2	65.00	3		56.50	
237	180	40	2	2	1	15	1	15			7.30	1	6				60.00	
148	100	9									6.27		1	76.08	5		50.21	
60	44										3.50						45.00	
162	125										2.00						54.73	
109	147	63	2	1	18	36	17	25			3.48						55.00	
290	281	80	4	5	23	14	23	13			6.37	4	8	75.00	8		53.68	
73	91	22	9	5	5	6	3	5	2	1	6.75	2	5				50.25	
86	97	16									2.72	3	8				57.50	
125	80										1.51						51.93	
130	120	13	4	3	2	1			2	1	3.50	8	3				54.12	
115	115	16	6	4	1	4	1	4			2.46		2				64.00	
609	586	40	2	2	2	2	2	2			3.50	2	3				52.77	
315	293											4	6				50.00	
162	106										3.40						65.00	
338	280	38	6	4	8	2	8	2			9.79	5	5	20.00	11		63.86	
53	54										2.86						50.00	
247	215	49	5	4		2	5	2	5		3.79	6	6				61.67	
242	150										2.95						65.00	
235	155	37			3	1	3	1			8.50	7	3				62.00	
212	199	37	1	1	4	6	4	6			5.14	3	2	70.00	7		63.67	
163	140										5.00						62.50	
344	185	34	2	2	2	6	2	6			7.89	3		100.00	9		65.00	
367	301	73	15	6	17	14	16	14	1		3.25	7	7				61.22	
165	120	16	3		1	2	1	2			6.32		6				55.00	
107	54	4	7								5.10						60.00	

ABSTRACT (1-2)—GRADED SCHOOLS—REPORTS OF
CITIES, TOWNS AND VILLAGES HAVING

Name of Town	Superintendent or Principal 1914-1915	Population, 1910	Salary per annum	No. months school	No. years in Course
Inwood	W. E. Sturdevant	291	855.00	9	12
Ionia				8	
Iowa Center		670	1,000.00	9	12
Ireton	W. C. Kennedy	347	810.00	9	12
Irwin	Mary H. Jess	403	810.00	9	10
Jamaica	Ray Vandeventer	313	675.00	9	11
Janesville	Ida M. Wade				
Jefferson Twp. H. (P. O. Herrold)			720.00	9	10
Jerome	red Pennington	789			
Jesup	L. F. Riley	1,074	1,200.00	9	12
Jewell	E. G. Clark	246	787.50	9	10
Jolley	Della Gregg	514	1,000.00	9	12
Kalona	R. C. Williams	268	675.00	9	10
Kamrar	Bess Bickford	516	950.00	9	12
Kanawha	R. T. Case	585	1,100.00	9	12
Kellerton	H. L. Cosner	222	540.00	9	8
Kelley	Tirzah G. Quick	619	1,000.00	9	12
Kellogg	Ernest Sturdevant	430	900.00	9	11
Kensett	Guy C. Miller	67	810.00	9	10
Kent	Oren E. Smith	142	990.00	9	12
Kenwood Park	J. S. Slade	240	1,400.00	9	12
Keosauqua	J. C. Clarson	242	1,300.00	9	12
Keota	H. W. Barnes	1,071			
Kesley		52	555.00	9	11
Keswick	V. S. Chaffee	359	900.00	9	12
Keystone	Ross Beall	493	1,000.00	9	12
Kimbalton	Elizabeth Mickle	350	495.00	9	8
Kinsley	L. R. Chapman	1,052	1,000.00	9	12
Kinross	M. L. Fossler	152	581.00	9	10
Kirkman (Con.)	Raymond G. Cornell	198	1,000.00	9	12
Kirkville	Ray V. Sowers	278	600.00	8	10
Klemme	Levi Neese	404	765.00	9	10
Knierim	Mina Peterson	193	630.00	9	10
Knowlton	W. H. Wright	181	540.00	9	10
Kiron	Marie Henry	230	600.00	9	9
Kossuth	Agnes McConnell	63	585.00	9	8
Lacona	E. C. Mendenhall	520	900.00	9	12
Lacey	F. H. Baldwin	125	900.00	9	9
Ladora	Ernest Tinkle	80	720.00	9	10
Lake Center (Lake Twp.) (P. O. Dickens)	Walter L. Koon	153	720.00	8	10
Lake Mills	S. G. Reinertsen	427	1,500.00	9	12
Lake Park (Dickinson Co.)	Grover H. Alderman	384	1,500.00	9	12
Lake View	F. A. Martin	208	1,100.00	9	12
Lamolle	Ethel Erickson	141	652.00	9	10
Lamont	E. C. R. Jordan	177	990.00	9	12
La Motte	Eva Cahill	106	450.00	9	8
Lancaster		38			
Lanesboro	J. H. Dutton	97	810.00	9	10
Larehwood	L. A. Dunham	151	1,015.00	9	12
Larrabee	Martha Christ	82	765.00	9	9
Latimer	Chas. Sisson	131	765.00	9	10
Laurens (Con.)	A. A. Wood	302	1,450.00	9	12
Lawler	H. B. Hetzler	240	1,425.00	9.5	12
Lawton		214		9	
Le Claire	C. E. Cooper	171	1,000.00	9	12

COUNTY SUPERINTENDENTS 1915-1916—CONTINUED.
A POPULATION OF LESS THAN 1,500

Enumeration, June, 1914	Enrollment Year Ending June 30, 1915		Number of Tuition Pupils				No. High School Tuitioners at Expense of Public		No. High School Tuitioners Paying Own Way		Average cost and con- tingent expenses	No. graduates Year Ending June 30, 1915		No. Teachers Employed and Average Salary Not Including Super- intendent or Principal			
	Total	High school	Males	Females	Males	Females	Males	Females	Males	Females		Males	Females	Males	Salary per month	Females	Salary per month
77	55				8	18	7	17			3.07					12	62.88
212	219	55									5.47	1	2		4	55.00	
107	73	29	1	2	13	7	16	7			2.81				7	53.27	
77	61										6.89	3	2		2	61.00	
220	190	40	9	6	6	6	6	6			2.80	3	3	1	70.00	5	58.00
159	250	51	13	6	22	11		11	2		4.70	2	7		3	55.00	
92	97	21	2	2								1	4		5	56.25	
125	126	28	1	5	5	9	5	9									
198	155	12			2	4						2	4	1	80.00	4	46.88
214	215																
278	248	46	8	10	2	6	2	6			5.50	3	3		8	63.00	
93	93	11	4	2	1	3	1	3			5.14		4		5	57.63	
197	170	51	1	4	14	4	14	3	1		3.87	7		3	67.50	5	60.00
155	121	13	13	12	4	3	4	3			2.98	2	1		3	55.33	
146	175	42			6	8	6	8			5.65				4	63.41	
196	238	60	2	5	16	7	15	7	1		3.15	4	4		6	62.33	
77	59										2.67		1		2	57.50	
171	177	32	9	7	3	8	3	8			3.85				5	61.00	
154	120	20			1	5	1	5			3.28	1	4		4	57.12	
67	65	19	2	1	8	8		4			4.21	3	5		3	60.00	
142	96	11									6.06		2		7	60.83	
240	329	106	26	19	31	40	28	38	3	21	6.04	7	11		10	60.91	
242	249	81	16	12	15	19	32	12	2	1	4.75	7	5	1	44.75	9	62.32
52	55										3.53				1	55.00	
135	155	32	2	5	8	6	8	6			3.76	4	1	60.00	4	55.02	
142	108	24	3	3	2	4	2	4			1.25	2	5		5	64.00	
98	108		12	7							2.10	2			3	55.00	
328	209	99	11	9	15	22	11	22	4		4.60			2	75.00	10	60.44
85	84	12	3	3	1	1	1	1			9.21	2	2		3	53.45	
164	155										3.75				6	59.03	
79	84	19	3	3	1	3			1		4.58	2	7		3	50.00	
155	115	16	3	1	1	2	1	2			3.18	3	3		3	60.00	
94	81	10	3			1	1	2			4.86	3	1		4	53.50	
55	48	2									3.85	3	1		2	47.00	
53	50	3	3	4							3.61	2			1	60.00	
63	48											4	4		1	50.00	
173	173	43			1	5	9		5	9	4.42	4	7		5	56.00	
125	90										3.35				3	60.00	
80	64	14			6	3	3	3	3		2.18		3		3	55.00	
153	121										2.84				3	58.33	
427	429	107	8	6	12	17	11	15	1	2	2.60	4	14	2	75.00	13	59.34
384	236	56			3						5.00	6	4	2	75.00	8	64.50
208	208	60	1	2	7	10	6	9	1	1	4.80	3	6		6	63.75	
141	85										3.40				3	63.00	
177	165	55	2		12	11	12	10			4.57		5		6	56.95	
106	16										4.14						
38	52																
97	89	9			2	1					2.34	2	2		3	56.26	
151	126	29			2	4	2	4			5.96	1	2		6	61.17	
82	75	9	1	1	2	2	2	2			8.76	4	4		2	56.40	
131	75	6									3.68	1	1	1	85.00	3	55.00
302	277	87	1		2	13			4	13	4.86	4	8		10	60.00	
240	96	53	3	2	11	11	11	11			8.10	2	4	2	80.00	4	50.50
214	180										3.29				5	62.00	
171	125	33	1	3	2	4	2	4				4	6		5	54.00	

ABSTRACT (1-2)—GRADED SCHOOLS—REPORTS OF
CITIES, TOWNS AND VILLAGES HAVING

Name of Town	Superintendent or Principal 1914-1915	Population, 1910	Salary per annum	No. months school	No. years in Course
Ledyard	Mayme Bradley	240	720.00	9	11
Le Grand	John Cogswell	364	720.00	9	11
Lehigh	S. Gates	1,290	1,200.00	9	12
Leighton		129			
Leland	Robert Hoover	188	520.00	8	8
Lenox	Wm. L. Fuehrer	1,320	1,350.00	9	12
Le Roy	Chas. H. Tedford	221	720.00	9	10
Lester	N. B. Dale	274	810.00	9	11
Letts	Leroy Hovarter	456	1,000.00	9	12
Lewis	Harry Andrews	652	1,000.00	9	12
Liberty Center	Burlin Keen		520.00	8	10
Liberty Twp. (Clemens)	W. G. Clark		765.00	9	10
Libertyville	Ruth I. Koons		810.00	9	12
Lidderdale	Lavine Judge	178	460.00	9	8
Lime Springs	H. W. Fearing	547	900.00	9	12
Linden	Emily K. Scanlon	324	900.00	9	11
Lineville	E. C. Dunkelberg	752	900.00	9	11
Linn Grove	A. H. Barnette	320	1,000.00	9	12
Lisbon	John R. Lang	879	1,200.00	9	12
Lincoln Lee	O. D. Babcock		900.00	7.3	11
Liscomb	Everett Fannon	307	855.00	9	11
Little Cedar (Liberty Twp.)	G. T. Moen		640.00	8	11
Littleport	Raymond V. Luers	206	585.00	9	9
Little Rock	Chas. Henderson	634	1,000.00	9	11
Little Sioux	J. R. Butler	452	900.00	9	12
Livermore	H. F. Jakway	634	1,200.00	9	12
Lockridge	Grace Roberts	203	400.00	9	9
Lohrville	J. J. Sherman	696	1,100.00	9	12
Lone Rock	Ruth Spooner		765.00	9	10
Lone Tree	Elmer E. Long	809	1,100.00	9	12
Long Grove	Hazel Dutton	146	496.00	9	8
Lorimor	E. F. Kramer	711			
Lost Nation	M. H. Dake	577	1,200.00	9	12
Lovilla	Harrison L. Amber	521	900.00	9	12
Lowden	C. A. McGrew	630	810.00	9	12
Low Moor	S. B. Robertson	262	765.00	9	10
Luana	H. B. Smith	168	1,500.00	9	9
Lucas	H. W. Moule	625	900.00	9	12
Luton					
Luverne	Robert Smylie, Jr.	500	1,215.00	9	12
Luzerne		161			
Lynnville	T. C. Holy	453	855.00	9	12
Lyons	W. W. Overmyer		1,750.00	9.5	12
Lytton	J. O. Johnson	238	720.00	9	10
McCallsburg	R. C. Ringold	292	990.00	9	11
McClelland		134			
McGregor	Thomas Roberts	1,244	1,500.00	9	12
McIntire	O. D. Chase	579	900.00	9	12
Macedonia	H. L. Ballinger	390	900.00	9	10
Macksburg	Silvia J. Westcott	304	720.00	9	12
Madrid	M. S. Templeton	1,449	1,200.00	9	12
Magnolia (Con.)	J. M. Stoke	297	1,200.00	8.5	12
Maleom	Perry E. Pyle	426	810.00	9	12
Mallard	Bertha Mattzahn	348	675.00	9	11
Maloy	Harry S. Newton	119	440.00	8	8
Malvern	O. D. Kiser	1,254	1,350.00	9	12
Manilla	Byron J. Still	1,124	1,300.00	9	12

COUNTY SUPERINTENDENTS 1915-1916—CONTINUED.
A POPULATION OF LESS THAN 1,500

Enumeration, June, 1914	Enrollment Year Ending June 30, 1915		Number of Tuition Pupils				No. High School Tuitioners at Expense of Public		No. High School Tuitioners Paying Own Way		Average cost and contingent expenses	No. graduates Year Ending June 30, 1915		No. Teachers Employed and Average Salary Not Including Superintendent or Principal				
	Total	High school	Grades		High school		Males	Females	Males	Females		Males	Females	Males	Females	Salary per month	Females	Salary per month
			Males	Females	Males	Females												
90	73	5									5.19						4	50.50
107	129										2.16						4	56.25
628	346	44						5	5		6.43	3	7	1	85.00	7	59.00	
											2.27						1	55.20
80	68																11	62.00
320	307	89	3	4	14	20	14	20			4.08	6	7				2	57.00
76	81	18	3	1	1	1			1	1	3.65		1				3	55.00
105	91	16	4	2	3	1	3	1			4.51	5					5	54.00
106	107	30	2		6	9	6	9			3.62		5				6	58.00
	196	58	9	11	7	19	7	19			5.16						1	50.00
107	36	3			1	1			1	1	3.58						3	60.00
102	75										1.77	2	5				5	56.25
68	102	34	1	2	8	19	8	19	2	5	3.26						1	52.20
48	21										8.21	3	8				6	56.25
211	182	51	3	4	2	4	3	8			3.89		3				5	58.75
85	101	17	10	8	8	10	8	10			2.14			1	70.00	4	53.13	
250	197	29	9	12		7		2		5	7.22	3	1				12	62.37
220	198	35	1		2		2				5.75	4	3	2	97.00	8	67.00	
230	219	65	5	8	11	12	11	12			8.06						4	60.02
113	87	12										1	2				4	59.00
106	108	15	17	14	5	5												
	154	139									3.37						7	45.24
80	46	4	1		8	10					3.25	1	2	1	65.00	1	50.00	
230	183	16	4	4	2	1	2	1			3.52						5	64.80
158	174	32	11	11	4	8	4	8			8.02	3	4				5	59.00
224	215	42	11	8	5	6	3	3	2	3	7.25		3	1	40.00	8	60.63	
62	70		1	2							2.06						1	45.70
214	173	56	7	11	9	15	9	15			6.51	7	13				8	65.00
110	107	14	1	4	1		1				4.60	3	5				4	65.00
201	243	66	10	16	12	14	12	14			5.00	5	7	2	90.00	6	61.50	
88	74		1				1	1									1	50.00
198	183										2.98						7	56.36
215	212	36	5		3	4	3	4			6.63	2	4				7	56.11
234	140	42	2	4	5	6	5	6			2.01	5	3				5	54.24
84	66	18	2		5	3					3.74						2	55.00
189	127	9					4				6.04						4	56.95
173	184	36	1	3	8	9	8	9			5.25	2	3				6	52.93
71	41										5.05						2	65.00
190	155	39		1	3	6					3.75	4	4				6	62.00
	165	48	3	7	5	6	5	6			4.85	9	4	1	70.00	2	68.00	
1,435	863										3.05			4	126.00	28	62.25	
87	87	20					2	2			3.40						3	50.25
170	106	13	1	1	3		3				5.13	1	1				4	55.57
382	340	81	8	4	11	16	11	16			4.93	9	4	3	82.50	10	59.75	
190	151										3.14						5	54.00
197	155	58	1	6	11	15	11	15			8.25	1	5				5	58.00
88	97	20	3	1	8	3	8	3			5.25	3	3				4	56.67
421	404	72	13	14	5	10	5	10			2.66	7	11				11	53.20
337	235										2.80			1	70.00	5	56.00	
137	156	41	10	9	12	12	12	12			3.80	4	3				6	55.82
168	90	18		2	1	4					4.33		2				4	56.87
36	46										4.58						1	48.40
369	385	70	4	4	19	15	19	15			8.15	3	6	1	111.00	11	67.30	
383	330	67	1	3	3	12	2	12	1		3.73	4	6				11	65.35

ABSTRACT (1-2)—GRADED SCHOOLS—REPORTS OF
CITIES, TOWNS AND VILLAGES HAVING

Name of Town	Superintendent or Principal 1914-1915	Population, 1910	Salary per annum	No. months school	No. years in Course
Manly	W. E. Collins	982	1,200.00	9	12
Manson	Flora B. Mack	1,309	1,200.00	9	12
Mapleton	Luther Landstron	1,200	1,200.00	9	12
Marathon	M. R. Soth	581	1,250.00	9	12
Marble Rock	J. H. Romans	535	900.00	9	12
Marcus	L. F. Smille	987	1,250.00	9	12
Marne	A. G. Reynolds	297	765.00	9	10
Martelle	R. B. Berry	181	900.00	9	10
Martinsburg	W. A. Hook	288	855.00	9	10
Marysville	W. H. Lucas	216	720.00	9	8
Massena	M. M. McIntire	546	1,350.00	9	12
Maurice	A. J. Renkes	307	765.00	9	10
Maxwell	J. W. Piercy	856	1,250.00	9	12
Maynard	M. Maude Howell	426	855.00	9	11
Mechanicsville	C. V. Frazier	816	1,300.00	9	12
Medlapolis	W. A. Dunlavy	867	1,260.00	9	12
Melbourne	O. Wiesley	359	1,000.00	9	12
Melcher	Scott Crozswait	500	810.00	9	10
Melrose	Rosa Lougenberg	469	765.00	9	12
Melvin	Blanche Blue	278	765.00	9	10
Menlo	F. S. Hill	437	1,100.00	9	12
Meriden	J. A. Kessler	263	900.00	9	10
Merrill	A. H. Schatz	536	1,200.00	9	12
Meservey	U. M. Harsha	257	1,000.00	9	10
Meyer	Sister of St. Francis	421	480.00	9.5	10
Miles	C. L. Newcum	316	1,000.00	9	11
Millford (Dick. Co.)	J. E. Cundy	823	2,000.00	9	12
Millersburg	Siegel G. Overholt	197	855.00	9	11
Millerton	John W. Darr	607	630.00	9	9
Milo	A. J. Draper	947	1,000.00	9	12
Milton	Leon S. Johnston	947	1,050.00	9	12
Minburn	Mrs. Verva Johnson	430	855.00	9	11
Minden	J. M. Te Winkel	429	1,125.00	9	12
Mingo		305		8.5	
Mitchell	A. H. Moen	225		9	11
Mitchellville	A. E. Rankin	816	1,250.00	9	12
Modale (Con.)	J. M. Ireland	406	1,500.00	9	12
Mona	Lydia Larsen		480.00	9	8
Moingona	Elizabeth McCleod		420.00	8	8
Mondamin (Con.)	C. J. Collingsworth	452	1,400.00	9	12
Monmouth	B. O. Wilcox	224	900.00	9	11
Monona	Maude Calvert	966	900.00	9	12
Monroe	H. P. Meade	926	1,350.00	9	12
Montezuma	L. L. Caldwell	1,326	1,620.00	9	12
Montour	F. L. Emerson	413	1,000.00	9	12
Montrose	G. W. Kennedy	702	765.00	9	11
Moorhead	Florence Underwood	381	900.00	9	12
Moravia	Ben M. Woolsey	741	1,200.00	9	12
Morning Sun	Harry A. Greene	904	1,200.00	9	12
Morrison	Willis C. Sheets	218	675.00	9	10
Moulton	J. W. Miller	1,352	1,400.00	9	12
Mt. Auburn	C. J. Fisher	273	765.00	9	11
Mt. Pleasant	Harry Long		675.00	9	10
Mt. Union	Sarah A. Carpenter	200	765.00	9	10
Moville	I. E. Wright	801	1,200.00	9	12
Murray	S. E. Steeves	847	1,200.00	9	12
Nashua	S. A. Gullis	1,282	1,250.00	9	12
Neola	M. F. Enebach	977	1,200.00	9	12

COUNTY SUPERINTENDENTS 1915-1916—CONTINUED.
A POPULATION OF LESS THAN 1,500

Enumeration, June, 1914	Enrollment Year Ending June 30, 1915		Number of Tuition Pupils				No. High School Tuitioners at Expense of Public		No. High School Tuitioners Paying Own Way		Average cost and contingent expenses	No. graduates Year Ending June 30, 1915		No. Teachers Employed and Average Salary Not Including Superintendent or Principal				
	Total	High school	Grades		High school		Males	Females	Males	Females		Males	Females	Males	Females	Salary per month	Females	Salary per month
			Males	Females	Males	Females												
			Males	Females	Males	Females												
254	234	37	1	1	8	5	8	5	7	4	3.88			1	80.00	7	67.00	
375	334	112	7	10	10	10	10	8	8	2	3.02	11	13			13	61.88	
357	320	67	10	9	7	5	7	5	5		4.81	4	5	2	100.00	12	63.06	
385	359	69	1	1	5	4	3	4			3.77	1	6			10	59.70	
	114	26			2	2	2	2			4.71	1	2			5	53.00	
308	179										6.75					9	64.44	
103	104	17			1	2	3				3.40	2	5			3	59.15	
146	133	19	4				4			4	3.41					3	54.28	
166	113	31	2	5	5	11	5	11			3.60	2	6			3	55.00	
146	86										2.70					2	52.50	
192	201	64	2	6	13	21	13	21			3.76	5	4			6	52.22	
116	99	8									3.44	1	1			3	57.50	
211	264	55	8	5	10	22	10	21			4.83	6	4			8	63.12	
140	119	24	1		3	5			3	5	2.85		3			4	56.66	
216	241	72	21	13	11	19	10	19	1	5	5.99	3	3			8	67.50	
255	300	121	5	2	31	33	29	33	2		3.40	11	15	1	85.00	10	56.10	
245	189										5.00					6	70.00	
188	232	24	2	6	3	5	1	4	2	1	2.44					4	58.75	
198	162	18	2	2		5		5			2.30		2			4	55.00	
92	105	27	3	3	3	10	2	10	1		5.65					4	61.33	
173	286	57	1	6	19	11	19	11			4.37	5	5			6	58.33	
144	98	12	3	1	1						4.61	1	2			2	58.66	
192	179	48	6	5	1	6				2	3.46		2			6	67.00	
134	147										3.41					5	57.75	
177	103										1.23					3	50.00	
143	108	23			7	7	6	7	1		3.50	4	1			4	55.00	
406	352		5	6	12	18	10	18	2		5.33	5	13	1	100.00	9	70.55	
82	113	20	6	6	1	1	1	1			3.68					4	55.00	
81	96	11	2	1	3	2			3	2	2.23	2	3			2	57.50	
174	209	57	20	6	7	16	7	16			4.30	2	5			6	62.18	
290	263	81	5	10	15	13	14	13	1		4.13	4	10	2	57.14	7	57.80	
156	140	35	5		8	8	8	8			4.40	3	6			5	63.00	
148	115	21	2	2	7	14	2	4			4.69	1				6	61.00	
112	83										2.45					1	60.00	
134	110										4.00					4	53.75	
220	176	76	24	11	14	15	14	16			2.43	7	11			7	55.93	
245	237										4.14			1	75.00	7	58.21	
126	63										5.37					2	55.00	
45	45															1	42.75	
354	297										5.11			1	118.00	9	60.70	
114	103	23	1	1	4	1	4	1			5.98					4	51.80	
266	176	57			2	19	16	2			5.57	3	4			8	66.70	
246	301	72	7	5	13	18	13	18			3.00	6	1	2	80.00	7	65.00	
446	300	99	11	10	15	9	14	9	1		5.50	6	9	3	100.50	12	66.45	
117	93	23									3.88		2			4	61.25	
243	201	38	4	9	2	1			2	1	1.88	1	2	1	85.00	4	55.00	
251	207	46	2	2	4	12	4	12			3.00		4			7	56.00	
297	256	83	11	5	18	14	18	14			2.43	6	6	1	133.33	7	61.09	
273	256	75	4	11	17	18	17	17			5.55	1	13	3	82.50	9	64.00	
79	61	4	3	3							5.48	2	1			2	55.00	
418	442	116	19	2	19	26	18	26	1	1	3.50	11	10	1	155.55	13	66.33	
112	105	38	2	3	3	3					3.50	4	5	2	55.00	3	57.50	
47	43	3			2						6.46					1	50.00	
82	169	19	7	7	7	1					4.24					3	54.16	
208	225	47	3	4	10	12			7	1	3.55	1	5			7	60.00	
245	231	83	4	2	19	20	19	20			6.25	7	9			8	64.20	
336	316	111	12	16	25	32	25	32			5.30	4	13	2	80.00	11	66.00	
337	161	61	4	2	3	13	3	11		2	4.91	3				7	58.57	

ABSTRACT (1-2)—GRADED SCHOOLS—REPORTS OF
CITIES, TOWNS AND VILLAGES HAVING

Name of Town	Superintendent or Principal 1914-1915	Population, 1910	Salary per annum	No. months school	No. years in Course
Newell	H. H. Linton	787	1,300.00	9	12
New Hall	Emilen Bergeson	248	720.00	9	10
New Hartford	M. H. Johnson	474	900.00	9	12
New London	C. K. Hayes	1,162	1,400.00	9	12
New Market	Alberta Brachney	737	855.00	9	12
New Providence	Iver Opstad	249	1,400.00	9	12
New Sharon	Avery L. Carlson	1,235	1,100.00	9	12
New Vienna (St. Boniface)	A. J. Thole	211	600.00	10	8
New Virginia	Erven Spencer	409	900.00	9	12
Nichols	F. H. Dawson	425	765.00	9	11
Nodaway	Florence McColl	111	765.00	9	12
Nora Springs	W. A. Ottilie	1,148	1,400.00	9	12
North English	Hugo H. Gold	933	1,200.00	9	12
North McGregor	C. W. Bean	575	950.00	9.5	9
Norwalk	H. P. Simpson	359	945.00	9	12
Norway	Glenn Richards	493	900.00	9	12
Numa	B. E. Ellis	738	675.00	9	10
Oakland	Mayme Spaulding	1,196	1,350.00	9	12
Oakville	A. G. Shupe	416	900.00	9	12
Ocheyedan	D. A. McCreath	725	1,080.00	9	12
Odebolt	J. H. Voris	1,236	1,500.00	9	12
Ogden	J. R. Neveln	1,403	1,400.00	9	12
Olds (Con.)	Frank McCoy	163	810.00	9	12
Olin	J. W. Dickman	706	1,080.00	9	12
Ollie	Erma L. Krout	341	810.00	9	10
Oranlow	T. L. Joseph	231	765.00	9	11
Orange City	G. D. P. DeJong	1,417	1,200.00	9.5	12
Orchard	J. L. Tabor	141	1,080.00	9	12
Orient	Roscoe Applegate	496	1,350.00	9	12
Ossian		853			
Otho	Ruth Sperry		675.00	8	10
Oto	A. J. Draper	366	900.00	9	12
Ottosen (Con.)	B. H. Culver	153	900.00	9	12
Oxford	Thomas Smiley	577	945.00	9	12
Oxford Junction	C. L. Huffaker	852	1,200.00	9	12
Oxford Mills	Ada Fudlansky		495.00	9	8
Pacific Junction	W. L. Evans	666	1,000.00	9	12
Packwood	F. R. Mona	295	765.00	9	10
Palmer	Francis Stinson	222	765.00	9	10
Palmyra	John Amos		560.00	8	8
Panama	May Buckley	168	300.00	6	8
Panora	W. F. Mannifold	1,107	1,000.00	9	8
Parkersburg	H. A. McDonald	1,027	1,100.00	9	12
Parnell	H. F. Robinson	380	1,080.00	9	12
Paton	L. B. Ledgerwood	359	1,000.00	9	12
Patterson	John Gentry	132	680.00	8	9
Paulina	Grant L. Sanders	875	1,125.00	9	12
Persia	O. L. Morgan	382	810.00	9	10
Peterson	Z. Z. White	534	765.00	9	11
Pierson	D. F. Funkhauser	499	1,000.00	9	12
Pilot Mound	T. E. Stewart	347	765.00	9	12
Pioneer	Rena Alexander	108	585.00	9	9
Pisgah	Vivian D. Turner	403	1,000.00	9	12
Plainfield	Walter F. Harmon	325	1,100.00	9	12

COUNTY SUPERINTENDENTS 1915-1916—CONTINUED.
A POPULATION OF LESS THAN 1,500

Enumeration, June, 1914	Enrollment Year Ending June 30, 1915	Number of Tuition Pupils				No. High School Tuitioners at Expense of Public		No. High School Tuitioners Paying Own Way		Average cost and contingent expenses	No. graduates Year Ending June 30, 1915		No. Teachers Employed and Average Salary Not Including Superintendent or Principal			
		Grades		High school		Males	Females	Males	Females		Males	Females	Males	Salary per month	Females	Salary per month
		Total	High school	Males	Females											
222	160								2.21						5	55.73
376	316	63	3	8	5	9	5	7	7.01	5	3				10	62.00
77	61	9	8	2	1			1	4.00	1	4				3	51.73
149	107	38	4	6	3	8	3	8	5.40	1	5				4	59.07
337	348	80	3	1	16	9	16	9	4.80	1	3	1	100.00		15	57.80
250	244	44	3	6	6	18	6	18	8.41	4	5	2	80.00		5	65.00
244	232								3.81			1	90.00		8	63.88
367	310	78	16	7	13	17	13	17	3.50	3	13				10	56.95
158	157								2.99						3	50.00
132	138	39	3	1	8	11	8	11	4.60	2	2				6	63.70
111	121	23	6		2	6	2	6	3.25	2	2				4	60.00
124	123	53			9	10	7	8	3.67	3	5	1	50.00		5	60.00
350	263	63	1		11	12	11	12	6.20	4	2				12	57.35
354	386	135	29	36	29	32	27	29	3.29	11	13	1	80.00		14	62.36
235	144	4					7	4				1	100.00		3	51.00
241	216								5.99			1	60.00		6	60.00
235	153								4.16						6	59.00
347	267	11	2	1		2			1.57		6				5	48.00
326	366	238	25	21	14	30	14	30	3.04	6	7	2	85.00		11	60.00
180	165	30	7	6	6	3	28	13	3.20	2	4	2	50.00		5	53.00
222	169	37	5	5	5	3	5	3	5.06	3	2				7	57.50
371	351	127	10	19	16	25	16	23	5.25	7	15	2	87.50		12	62.50
458	425	85	10	12	13	17	13	17	5.00	5	8				13	64.00
150	172	85	4	5	3	5	3	5	5.20							
219	224	61	10	6	16	22	16	21	2.87	5	5				6	60.00
130	94	15			4	2	1	1	4.25			1	65.00		3	63.75
35	56	18	8	3	5	6			2.19						2	48.90
520	205	33	2		1		1					2	85.00		7	63.50
80	100								5.17						5	67.00
184	167	37	4	3	10	13	9	11	4.56	2	4	4	100.00		8	56.00
309	156	15							4.78						4	53.15
204	152	39									1	4			5	60.00
151	146								8.02						7	57.62
215	187	49	3	1	9	5	9	5	3.43	2	7				6	59.92
229	208	45	4	3	8	2			1.95	2	6				6	57.60
65	20								2.67						1	48.95
267	240	51	1		7	7	7	7	12.00	1	5	1	65.00		6	68.67
74	69	9	2	5	2				1.33						3	56.66
136	95	1							3.42		3				3	58.33
51	41			1					3.93						1	45.00
87	9								1.70						1	50.00
357	290		1	2					3.24	9	11				7	57.85
198	250	59	3	2	4	3	3	8	5.50	6	4				8	65.80
190	161	45	1	2	3	13	3	13	2.80	4	6				6	50.00
97	118	43	8	9	9	16	8	15	4.47		4	1	60.00		5	61.50
79	78	6	2	1					3.26	2	3				2	45.60
319	273	88			14	15	14	15	4.47	2	10	1	80.00		9	63.88
127	99	15	2		4	4	3	2	4.07	2	3				3	55.00
154	140	20		1	4	11	4	11	4.00		6				4	57.50
194	170								3.30						6	66.33
94	103	30	7	2	4	4	4	4	3.38	4	3				3	52.33
55	55	6													1	55.00
303	295								1.34			1	80.00		7	60.00
165	163	59	2		9	10	9	10		2	4	2	51.07		4	52.50

ABSTRACT (1-2)—GRADED SCHOOLS—REPORTS OF
CITIES, TOWNS AND VILLAGES HAVING

Name of Town	Superintendent or Principal 1914-1915	Population, 1910	Salary per annum	No. months school	No. years in course
Royal	R. I. Carey-Hale	312	900.00	9	11
Rudd	A. H. Adam	448	1,035.00	9	12
Runnells	R. E. Town	390	765.00	9	10
Russell	J. G. McSparan	660	900.00	9	12
Ruthven	R. M. Stookey	744	1,300.00	9	12
Rutland	John H. Wetzler	235	720.00	9	10
Ryan	Mazie L. Dolphin	483	540.00	9	10
Sabula	Floyd Lords	944	1,100.00	9	12
St. Ansgar	I. M. Stubbart	862	1,250.00	9	12
St. Anthony (Con.)	J. R. Suales	218	810.00	9	11
St. Charles	John H. Denius	455	810.00	9	12
St. Olaf		145			
Salem	J. T. Bradshaw	516	1,000.00	9	12
Salix	L. P. Manning	339	1,350.00	9	12
Sanborn	F. H. Chandler	1,456	1,200.00	9	13
Sandyville	C. W. Middleswart	110	630.00	9	9
Scarville		162		8	
Schaller	George E. Wallace	680	1,200.00	9	12
Schleswig	H. T. Volkman	567	900.00	9	11
Seranton	John M. Stokes	902	1,000.00	9	12
Searsboro	Phillip Hickman	207	810.00	9	10
Seney				9	
Sergeant Bluff	M. M. Miller	507	1,080.00	9	12
Sewal					
Shannon City	B. Frank Clark	297	1,000.00	9	11
Sharpsburg	Cloe Davis	166	630.00	9	10
Sheffield	G. C. Hamersly	1,035	1,100.00	9	12
Shelby	Emory E. York	623	1,000.00	9	12
Sheldahl	Grace Geason	226	495.00	9	8
Shell Rock	A. R. McCook	829	1,200.00	9	12
Shellsburg	E. L. Dickinson	605	900.00	9	12
Shueyville					
Sidney	C. E. Moffitt	1,074	1,200.00	9	12
Silver City	W. D. Slaughter	483	900.00	9	12
Sioux Center	L. C. Ary	1,209	1,125.00	9	12
Sioux Rapids	W. S. Still	1,023	1,500.00	9	12
Slater	Carl Liabo	670	950.00	9	12
Sloan	A. R. Wheelless	538	1,200.00	9	12
Smithland	J. F. Garness	336	1,000.00	9	12
Snow Hill (Con.)	F. N. Essex		1,100.00	9	12
Soldier	C. M. Wilson	244	810.00	9	9
Solon	J. L. Mullin	441	865.00	9	10
Somers	R. E. McConnell	178	1,200.00	9	10
South English	Pauline Bassarear	332	810.00	9	12
South Liberty (Northboro)	W. O. Boylan		765.00	9	12
Springdale	J. W. Garrett	314	720.00	9	10
Spring Hill	J. E. Millsagle	85	640.00	8	9
Springville	Paul Cutler	637	1,200.00	9	13
Stacyville	George H. Phillips	696	720.00	9	11
Stanhope	R. M. Under	357	900.00	9	11
Stanton	Bert K. Orr	705	1,100.00	9	12
Stanwood	H. W. Grimes	547	1,000.00	9	12
State Center	O. O. Vogenitz	1,037	1,100.00	9	13
Steamboat Rock	Estella Foster	414	900.00	9	11
Stockport	H. E. Webb	363	1,000.00	9	12
Stockton		121		10	

COUNTY SUPERINTENDENTS 1915-1916—CONTINUED.
A POPULATION OF LESS THAN 1,500

Enumeration, June, 1914	Enrollment Year Ending June 30, 1915		Number of Pupils				No. High School Tuitioners at Expense of Public		No. High School Tuitioners Paying Own Way		Average cost and con- tingent expenses	No. graduates Year Ending June 30, 1915		No. Teachers Employed and Average Salary Not Including Super- intendent or Principal			
	Total	High school	Grades		High school		Males	Females	Males	Females		Males	Females	Males	Salary per month	Female	Salary per month
			Males	Females	Males	Females											
168	64	15									2.44			1	55.00	2	55.00
101	101		1		4	10	4	10			5.01					6	57.00
207	177										1.87	1	2			3	53.91
155	123	10	2	1		3		3			3.03	4	5	1	55.00	5	57.49
173	204	78	10	7	22	13	22	13			3.13	2	7			8	62.96
241	246	49	11	9	5	11	4	11	1		7.25					3	53.33
86	76	15	6	8	1						2.90					1	55.00
129	40	1									3.05	3	2			6	56.43
243	167	38			5	2	4	2	1		3.58	11	3			3	70.00
228	221	68	20	17	12	14	8	3	3	3	7.66					4	52.75
117	82										3.20	2	8	3	57.50	3	56.67
171	178	54			11	23	11	23									
161	167	72			26	14	26	14			5.87	4	4			7	59.52
309	208										4.50					7	63.25
464	376	73	11	20	4	14	2	12	2	2	4.69	2	6	1	111.00	12	63.16
50	59	5	2	2	2	3			2	2	3.47					1	55.00
67	32										2.14					2	57.50
156	159	54	2	7	10	13	10	13			4.33	3	5			8	64.25
171	147	24	3	4	9	1	9	1			2.60	2	1			4	60.00
228	203	50	6	4	6	11	6	11			3.50	2	6	1	60.00	8	60.71
88	95	16	3	1	3	5					3.60	2	4			3	49.50
38	25										2.83					1	65.00
349	288										5.43					8	60.50
200	175										3.19					5	59.76
78	67	26	1	1		7				7	4.11	1	8			2	60.00
300	266	51	10	5	12	7	12	7			3.60	1	2	2	85.00	8	62.50
262	206										3.12					7	60.00
57	59		1								2.31					2	50.00
205	235	73	17	18	18	20	17	20	1		4.50	2	5			8	56.96
150	104	76	8	7	23	21		1			3.50	4	8			5	62.00
383	348	124	8	12	8	28	8	26			3.30	6	10	1	80.00	13	54.72
150	167	53	12	7	9	8	9	8			7.59	3	6			6	59.20
435	286	67	7	3	9	5	8	4	1	1	3.03	1	6			9	68.00
445	393	81			1	7	1	7			9.25	1	12			13	60.30
210	211	45	3	6	4	13	4	13			4.12	1	1			8	51.25
467	360										2.97			1	85.00	10	65.50
244	219	35	6	6	10	8	10	7			3.82	1	1			8	51.73
303	292	46	13	8	2	7	1	7	1		3.24		6			6	59.16
111	110	25	4	6	2	5	2	4			6.30		6	1	80.00	4	58.75
112	112	22	1	1	1	3	1	3			3.20	3	8			3	57.73
203	144										7.20					7	53.60
140	132	36	2	2	6	1	6	9			5.41	2	3	1	40.00	5	57.00
98	84	33	6	2	6	7	6	6		1	5.69	3	5			6	51.38
82	58	10	2	2	1	1	1			1	6.25	4	2			3	50.00
166	150										4.98					3	60.00
170	224	92	6	9	23	23					4.65	7	11			8	62.81
280	60										2.55					3	50.00
114	114	23	7	1	5	6	5	6			1.42					4	65.00
244	169				1	8	7	4	5	2	3.07	2	4			6	61.50
237	183										2.63			1	55.00	6	53.50
292	248	45	3	7	9	5			1		5.06	9	5			9	63.00
128	148	27			1	1	1	1			5.12					4	56.80
173	193	50	4	1	8	13	8	13			2.43	7	4			6	55.92
54	36										4.14					1	65.00

ABSTRACT (I-2)—GRADED SCHOOLS—REPORTS OF
CITIES, TOWNS AND VILLAGES HAVING

Name of Town	Superintendent or Principal 1914-1916	Population, 1910	Salary per annum	No. months school	No. years in Course
Strawberry Point	C. W. Harding	1,157	1,200.00	9	12
Struble	Mayme M. Burns	160	495.00	9	8
Sully	Willis Fogle	346	720.00	9	9
Summerset					
Superior	J. W. Radebaugh	188	1,400.00	9	12
Superior Twp. (Con.)	Ralph Griffith		1,000.00	9	10
Sutherland	J. K. Ruly	812	1,035.00	9	13
Swaledale	W. D. Cocking	207	900.00	9	12
Swan	Mabel Bancroft	271	600.00	8	8
Swea City	J. E. Partington	595	945.00	9	11
Tabor	J. M. Evans	1,048	1,250.00	9	12
Talmage	Gladys Norris		495.00	9	8
Templeton	Agnes Finnegan	276	600.00	10	8
Tennant (Con.)	Thomas L. Cook		900.00	9	11
Terril (Con.)	Earl T. Bowen	452	1,100.00	9	12
Thayer	Grace Borland	188	500.00	8	10
Thompson	R. H. Kreiner	555	1,100.00	9	12
Thor	Nellie Nelson	297	440.00	8	10
Thornburg	E. A. Rafston	221	900.00	9	11
Thornton	A. H. Fifield	311	1,050.00	9	12
Thurman	John Moses	357	1,027.75	9.5	12
Tingley	J. L. McCory	411	450.00	9	12
Titonka	Louis E. Egle	353	1,000.00	9	10
Torlboro Twp. H. S.					
Toronto		141			
Tracy	W. J. Kincaid		950.00	9	11
Traer	C. W. Bangs	1,378	1,500.00	9	12
Trenton	Rae Calkins		500.00	8	8
Tripoll	F. W. Cover	854	1,200.00	9	12
Troy Mills	W. W. Lewis				
Troy (Con.)	W. J. Knobbs		900.00	8.5	10
Truesdale	Frank L. Mott		1,000.00	9	11
Truro	F. H. Riggle	322	1,000.00	9	11
Turin	Major J. Richardson	202	810.00	9	9
Udell	W. A. Hauptmann	192	900.00	9	12
Underwood	J. M. Hamilton	295	800.00	9	12
Union	Irving Finger	600	1,300.00	9	12
Unionville	Noman Ringstrom	306	885.00	9	12
University Park	Margaret Lichtenheld	435	675.00	9	8
Urbana	J. F. Adams	393	765.00	9	12
Ute	G. R. Lockwood	560	1,350.00	9	12
Vall	W. L. Tupper	685	1,250.00	9	12
Van Cleve	C. M. Barting		810.00	9	8
Van Horn	Beverly O. Brown	505	810.00	9	11
Van Meter	G. H. Norgang	472	600.00	9	12
Van Wert	J. E. Prather	460	1,000.00	9	11
Varina		245			
Vietor	Jay C. Gaines	754	1,305.00	9	12
Vincent	Nellie Skaff	183	378.00	8	8
Viola	Eleonora Peterson		405.00	9	8
Volga City		456			
Wadina	Ella Foxwell	279	765.00	9	10
Walcott		461		10	
Walker	M. F. Penrodd	526	1,080.00	9	8
Wall Lake	P. A. Lauterbach	726	1,200.00	9	12
Walnut	B. H. Neveln	1,008	1,250.00	9	12
Ware (Con.)	A. R. Cosand	410	810.00	9	10

COUNTY SUPERINTENDENTS 1915-1916—CONTINUED.
A POPULATION OF LESS THAN 1,500

Enumeration June 1915	Enrollment year end June 30, 1916		No. of Tuition Pupils				No. High School Tuitioners at Expense of Public		No. High School Tuitioners Paying Own Way		Average cost and contingent expenses	No. Graduates Year Ending June 30, 1916		No. Teachers Employed and Average Salary, Not Including Superintendent or Principal			
	Total	High school	Grades		High School		Females	Males	Females	Males		Males	Females	Males	Salary per month	Females	Salary per month
			Males	Females	Males	Females											
234	162	50	9	6	2	18	2	15		3	3.50		9		7	60.28	
307	320	110									5.50	7	9	3	90.00	11	64.54
75	54		1								2.40					2	54.60
129	65	11			1	3	1	3			3.65					2	55.00
151	171	29	2	3	1	2		2	1		5.01	1		1	90.00	6	67.50
119	72	11			1	1		2			6.08					3	61.66
255	255	85	6	16	18	15	14	14	4	1	4.09	7	10			9	60.68
164	146										6.00					6	64.17
113	92										2.71					2	50.00
374	201	39									6.37					6	64.00
314	327	116	3	7	25	28	25	26			22.82	12	12			10	50.17
46	45				1		8	8								1	54.00
108	14										7.81					1	60.00
180	135	26	9	2	1	9		9	1		3.61					5	60.50
809	276		3	2	1	3	1	3			7.60	2	5			8	62.50
66	51											2	4			2	60.00
238	202	38	8	3	5	11	5	9			2.77	1	1			3	55.38
107	76	9		3	1	2			1	2	3.50					2	51.44
199	138										2.79					4	58.12
160	141										1.62					5	64.00
200	226										4.00					6	56.66
147	166	58	5	5	16	14	15	14	1		5.55	7	3	1	55.00	5	65.14
124	24										3.49					3	66.67
156	190										2.25					6	63.00
354	386	125	1	9	13	30	13	25		5	4.50	9	14	2	70.00	14	63.75
50	50										6.08	2	1			1	50.00
240	190	38	6	4	7	5	7	5			5	3				6	61.65
141	152										2.18					3	49.37
227	183										3.39					5	54.00
167	113	15									8.15					4	55.46
98	160	26	11	13	5	5	5	5			6.45					5	58.00
107	99	5	3	4	2	1			2	1	3.06					3	52.13
262	213										2.52					6	60.52
374	118	23			2	2			2	2	6.00	2	2			5	55.00
248	247	7	4	9	14	19	14	19			6.00	8	8			8	60.00
129	130	20	6	8	9	11	8	11	1		2.35	3	1	2	60.00	4	52.21
114	66										5.20	1	2			2	50.00
167	156	36	1								2.66					5	46.00
188	179	21									3.50	2	4			0	65.00
308	149	43	10	2	8	7	8	7	1		4.94	4	3			7	64.23
104	76										4.62					3	60.00
140	134	23	9	12	3	9	3	8		1	4.31	2	2			5	56.67
129	100	38	1		5	3			5	3	3.29	1	4			6	53.64
112	129	29	2	5	7	10	7	10			3.86					4	54.00
112	161																
169	142	57	9	4	14	11	14	11			7.40	3	4			8	63.44
	51										3.84					1	56.00
	79	74									3.17					2	45.00
124	122	17			1	1			1	1	2.44	2	4	1	75.00	3	55.00
148	98										2.47					2	57.50
190	185										2.94					6	52.00
190	163	40	3	4	4	6	4	6			4.15	1	6			6	62.50
301	241	56	6	2	2	13	2	13			5.00	2	5	2	75.00	9	66.47
188	161	13	6	2		2		2			8.23					4	61.25

ABSTRACT (I-2)—GRADED SCHOOLS—REPORTS OF

CITIES, TOWNS AND VILLAGES HAVING

Name of Town	Superintendent or Principal 1915-1916	Population 1915	Salary per annum	No. months school	No. years in school
Washta	R. O. Bates	433	1,000.00	9	11
Wawbeel					
Waucoma	G. O. Jones	449	900.00	9	12
Waukeo	M. B. Shogberg	354	900.00	9	11
Wayland	Edward W. Tiede	560	900.00	9	12
Webb	Charles McMullen	185	900.00	9	10
Webster	Fred S. Paine	126	900.00	9	11
Weldon	J. E. Prichard	289	900.00	9	12
Wellman	W. N. Leeper	839	1,150.00	9	12
Wellsburg	Letta Kinsinger	385	675.00	9	10
Wesley	W. H. Bowker	466	1,000.00	9	12
West Bend	E. F. Wisdom	701	1,350.00	9	12
West Branch	Fred R. McNeal	712	1,200.00	9	13
West Burlington (Fairview)		1,091			
West Chester	Carl Oldfield	233	720.00	9	9
Westfield	Elizabeth Glass	198	765.00	9	12
Westgate	N. G. Sister	266	855.00	9	10
West Point	A. C. Evans	564	875.00	9	11
Weston					
Westport Twp. H. S.					
West Side	C. C. Rundall	401	1,100.00	9	12
Wheatland	L. H. Ozias	558	1,000.00	9	11
Whiting	Harvey Hinslaw	642	1,200.00	9	12
Whittemore	A. A. Sifert	588	1,000.00	9	11
Williams	O. T. Pettit	550	900.00	9	12
Williamsburg	D. D. Carlton	1,157	1,500.00	9	12
Wilton	R. C. Walker	1,176	1,200.00	9	12
Winfield	L. C. Denslow	1,007	1,300.00	9	12
Winthrop	B. T. Adkins	564	1,000.00	9	12
Wiota	Irvin Hoyanga	245	810.00	9	10
Woden	Ruth Prichard	163	585.00	9	8
Woodburn	Ola M. Woods	289	720.00	9	11
Woodward	E. A. Woodrow	820	900.00	9	12
Woodstock	E. R. Zimmer	337	630.00	9	9
Wyman (Con.)	Klaude D. Dick		810.00	9	10
Wyoming	G. E. Farley	707	1,440.00	9	12
Yale	S. G. Winchell	305	810.00	9	10
Yarmouth	G. O. Dillavon		720.00	9	8
Yetter	Hazel Hall	132	675.00	9	10
York Town (Snake Creek)	Verna I. Shupe	212	630.00	9	10
Zearing	Ben M. Smith	536	950.00	9	12
Zwingle		85			

COUNTY SUPERINTENDENTS 1915-1916—CONTINUED.

A POPULATION OF LESS THAN 1,500.

Enumeration June 1915	Enrollment year end June 30, 1916		No. of Tuition Pupils				No. High School Tuitioners at Expense of Public		No. High School Tuitioners Paying Own Way		Average cost and contingent expenses	No. Graduates Year Ending June 30, 1916		No. Teachers Employed and Average Salary, Not Including Superintendent or Principal			
	Total	High school	Grades		High School		Females	Males	Males	Females		Males	Females	Males	Salary per month	Females	Salary per month
			Males	Females	Males	Females											
150	118	11			1				1		3.00	2	2		4	62.25	
128	85	30	1	1	4	3			4	3	4.80	3	3		4	52.50	
123	136	14	14	11	4	8	4	8			9.08	1	1		6	58.00	
210	195	56	2	2	6	6	6	6			3.75	7	2	1	70.00	5	63.00
191	153										2.54				4	57.50	
121	85										4.66				5	49.07	
134	104	37	4	4	5	9	5	9			3.74	1	3		6	50.00	
208	250	76	8	4	15	10	15	13		1	5.33	3	3	2	60.00	7	63.00
128	94	2									5.60				3	55.00	
202	107	19			2	3	1	3	1		3.33		2		5	61.00	
425	304										3.42			1	90.00	11	59.80
265	290	88	13	13	18	16	17	16	1		4.50	7	9		10	64.00	
61	53	3	2	2		1		1			7.87	1	2		2	50.00	
150	107										2.50				3	65.00	
86	58	14										1			2	50.00	
203	44	19			5	9	5	9			5.00	1	4	1	93.00	2	45.00
135	118	32	2	2	6	3	6	3			4.65	3	2		7	63.57	
206	141	35	1	2	1	1	2	3			2.93	1	1		4	56.25	
401	235	81	6	15	21	12	21	12			3.98	9	5	2	122.00	8	71.25
207	83	15	5	4	1	1	1				4.70	1	1		4	60.00	
165	131	25	2	2	2	3	2	3			1.45				5	60.00	
372	337	108	16	17	7	16	7	16			3.68	11	13		13	60.90	
283	230	60	14	5	7	8	7	8			4.58	6	3	1	95.00	10	57.18
291	288	106	11	11	10	18	10	18			4.47	4	9		10	66.00	
181	162	76	3	3	11	18	11	18			4.57	4	3		5	58.00	
98	98	29	4	5							2.05	2	1		2	55.00	
63	53										6.69				1	55.00	
107	111	39			10	7	10	7			3.55	1	4		5	51.27	
255	230	64	7	7	6	13	6	13			2.90	1	7		7	59.83	
100	62						6	2			3.40				2	60.00	
111	145										3.66				5	61.04	
225	220	57	13	18	8	12	8	12			4.75	3	4	1	80.00	7	58.00
82	57	11	6	4	4	2			4	2	5.02	2	2		3	53.00	
72	72	6	2	3							3.14	2	1		1	55.00	
90	70	13			2	3	2	3			2.88		4		2	47.00	
125	143	45	3	4	4	7	4	7		1	6.15	2	2	1	20.00	3	55.00
											4.59		3		6	56.80	

COUNTY SUPERINTENDENTS' REPORTS, JULY 1, 1915, TO JUNE 30, 1916.
INDEPENDENT CITY, TOWN AND VILLAGE CORPORATION.

COUNTIES	Number of corporations	Number of rooms	Number Employed		Total Months Employed		No. Persons 5 to 21		Enrollment	Average attendance
			Males	Females	Males	Females	Males	Females		
Adair	7	38	5	44	45	412.5	806	884	1,260	1,037.5
Adams	5	29	5	36	45	324	489	509	1,029	819
Allamakee	8	48	10	42	88	373	947	1,023	1,308	1,140
Appanoose	12	129	20	135	174	1,200	3,226	3,194	5,496	4,480
Audubon	5	23	5	29	45	258	501	547	1,057	834
Benton	12	87	18	90	162	802.3	1,641	1,750	2,905	2,207.6
Black Hawk	7	226	27	241	253	2,158	5,316	5,579	7,168	6,386
Boone	10	84	17	121	149	1,019.5	2,452	2,381	4,100	3,323
Bremer	9	63	13	60	101.5	516	1,108	1,222	1,878	1,398
Buchanan	10	81	15	74	131	643.5	1,199	1,330	2,240	1,858
Buena Vista	9	84	11	98	103	782.5	1,554	1,646	2,709	2,228
Butler	10	69	11	65	91.5	567	923	976	1,945	1,613
Calhoun	11	76	10	99	90	862	1,373	1,388	2,530	2,148
Carroll	12	66	15	75	126.5	630	1,577	1,650	2,128	1,670
Cass	9	84	12	92	99	739.5	1,400	1,463	2,988	2,380
Cedar	14	67	14	77	109.5	638.3	1,144	1,118	1,769	1,769
Cerro Gordo	7	165	25	139	218	1,249	2,703	2,905	4,499	3,787
Cherokee	8	57	11	62	98	596	1,115	1,185	1,918	1,684.5
Chickasaw	9	54	10	50	88	428	1,003	992	1,306	1,154
Clarke	4	25	5	35	43.5	313.5	520	504	1,162	972
Clay	12	75	17	72	151.5	642.2	1,360	1,423	2,419	1,906
Clayton	17	81	21	83	190	741.5	1,499	1,586	2,553	2,068
Clinton	13	156	26	168	246.5	1,466.5	4,066	4,208	5,213	4,400
Crawford	13	75	13	84	115	750.5	1,533	1,548	2,405	1,843
Dallas	14	109	21	121	170.5	1,062	1,847	1,907	3,750	3,055
Davis	9	43	10	34	76	285	701	744	1,292	995
Decatur	10	94	16	75	143	644	1,218	1,272	2,520	2,078
Delaware	14	61	16	79	127	650.7	1,394	1,418	2,403	1,901.5
Des Moines	6	150	30	153	294	1,442	3,289	3,445	4,922	4,166
Dickinson	9	128	13	67	120	579.5	1,238	1,107	1,953	1,554
Dubuque	11	135	20	167	198	1,615	6,466	6,729	4,754	3,788
Emmet	5	60	5	57	45	509	1,048	1,112	1,945	1,620
Fayette	17	126	18	117	156	1,005	2,494	2,420	3,732	3,074
Floyd	5	74	11	73	106	669	1,309	1,360	2,276	1,931
Franklin	9	56	12	60	104	501	1,028	1,080	1,979	1,619
Fremont	9	67	9	73	81.5	633	1,110	1,210	2,157	1,801
Greene	8	67	12	68	102	554	965	986	1,336	1,027
Grundy	9	52	10	47	90	423	726	739	1,362	1,170
Guthrie	9	55	11	65	99	585	928	962	2,162	1,799
Hamilton	8	74	9	75	81	676.2	1,401	1,490	2,523	1,968
Hancock	9	56	7	53	63	472	914	963	1,620	1,351
Hardin	13	82	17	107	151.5	941	1,797	1,746	3,260	2,743
Harrison	10	102	23	104	206	876	2,134	2,050	3,804	3,091
Henry	10	73	11	75	99	664	1,204	1,299	2,373	1,925
Howard	4	38	6	34	54	306	792	808	1,097	943
Humboldt	13	88	15	82	126	687	1,095	1,113	2,108	1,669.1
Ida	5	35	8	48	72	423	747	804	1,276	1,118
Iowa	7	54	9	61	79	538	869	951	1,799	1,476
Jackson	10	67	12	68	108.5	614.5	1,195	1,211	1,917	1,670
Jasper	14	110	20	102	179	923	1,808	1,970	3,460	2,305.4
Jefferson	6	64	13	56	109.5	499	1,000	1,069	1,931	1,649
Johnson	5	79	21	56	180	690	1,448	1,481	2,463	2,245
Jones	9	89	12	63	108	553	1,336	1,384	2,248	1,908

COUNTY SUPERINTENDENTS' REPORTS, JULY 1, 1915, TO JUNE 30, 1916.
—CONTINUED.

COUNTIES	Number of corporations	Number of rooms	Number Employed		Total Months Employed		No. Persons 5 to 21		Enrollment	Average attendance
			Males	Females	Males	Females	Males	Females		
Keokuk	17	118	22	102	175.7	868	1,701	1,768	3,060	2,518
Kossuth	12	87	14	88	118	763	1,664	1,691	2,528	2,065
Lee	8	112	20	126	179.2	1,144.2	3,297	3,490	4,423	3,664
Linn	19	466	34	372	296	3,434	7,262	7,631	11,083	8,981
Louisa	11	58	15	57	103.5	428.2	957	896	1,827	1,512
Lucas	4	56	7	49	63	441	914	925	1,917	1,625
Lyon	8	49	12	52	99	468	893	984	1,605	1,328
Madison	8	56	13	52	115.5	443	819	888	1,709	1,359
Mahaska	12	124	14	122	118.5	992.3	2,348	2,357	3,890	3,004
Marion	18	134	19	124	159	1,188.2	2,222	2,070	4,437	3,530
Marshall	17	177	25	169	202	1,416	3,374	3,272	5,131	4,299
Mills	7	68	11	57	99	478.5	990	1,064	1,797	1,329
Mitchell	12	59	13	73	111	629	1,205	1,257	2,085	1,750
Monona	10	74	11	73	99	657	1,233	1,202	2,047	1,793
Monroe	7	80	10	71	90	637	1,701	1,714	3,080	2,665
Montgomery	6	80	11	70	99	630	1,279	1,241	2,338	1,935
Muscatine	7	104	13	124	123	1,180	2,532	2,568	3,549	3,008
O'Brien	6	62	13	76	114	675	1,299	1,358	2,339	1,994
Oseola	5	39	7	35	38	315	566	551	977	838.3
Page	13	134	24	127	208	1,127	2,042	2,002	3,795	3,044
Palo Alto	9	86	13	63	111.5	565.2	1,228	1,201	1,731	1,528
Plymouth	12	87	11	77	98	670	1,526	1,675	2,210	1,867
Pocahontas	9	61	14	65	114.5	576	1,028	1,109	1,715	1,330.6
Polk	11	657	83	661	755	6,219	14,492	14,836	22,992	18,144
Pottawattamie	13	219	23	267	215	2,400.5	5,532	5,568	8,879	7,347.9
Poweshiek	8	94	17	84	147	736	1,374	1,450	2,676	2,266
Ringgold	11	59	11	49	98	426	875	849	1,623	1,277
Sac	9	64	12	68	108	610	1,017	1,191	1,937	1,659.4
Scott	10	231	48	276	457	2,545	6,853	6,967	8,532	6,953
Shelby	9	45	9	50	81	447	999	1,064	1,567	1,305.1
Sioux	11	76	15	83	136.5	752.5	1,799	1,889	2,231	1,832.1
Story	18	161	23	142	204	1,265	2,816	2,475	4,310	3,395
Tama	11	89	14	82	121.5	732	1,232	1,380	2,436	2,127
Taylor	11	81	12	66	105	586	984	997	2,097	1,735
Union	9	96	9	88	75.5	741	1,419	1,422	2,819	2,222
Van Buren	18	64	16	63	125.5	511.5	1,146	1,130	2,405	1,828
Wapello	7	135	21	170	185	1,574	4,127	4,159	6,470	5,307
Warren	15	82	20	79	166	672.5	1,240	1,365	2,504	2,079
Washington	10	78	14	78	126	693	1,365	1,377	2,470	1,939
Wayne	10	79	17	66	152	591	1,274	1,273	2,556	2,008
Webster	11	115	16	140	143	1,232	3,427	3,420	4,395	3,532
Winnebago	7	80	8	62	65.5	527.5	1,014	1,082	1,814	1,558.3
Winnesiek	12	59	10	50	91.5	436	1,230	1,223	1,516	1,185
Woodbury	18	392	58	416	487	3,629	10,564	10,208	11,025	10,481
Worth	6	48	7	32	57	233.2	537	544	1,066	798
Wright	8	88	13	91	120	792	1,654	1,766	2,869	2,355
Total	990	9,736	1,555	9,713	13,653.4	86,190.5	191,466	196,180	306,340	232,031.3

COUNTY SUPERINTENDENTS' REP

INDEPENDENT CITY, TOWN

COUNTIES	Non-Resident Pupils and Tuition				Value of schoolhouses
	Below 9th Grade		Above 9th Grade		
	Number	Amount received	Number	Amount received	
Adair	45	\$ 638.40	101	\$ 3,201.60	\$ 127,000.00
Adams	17	250.80	121	3,210.31	59,500.00
Allamakee	47	532.16	109	4,113.31	144,700.00
Appanoose	111	1,208.39	183	5,088.47	290,600.00
Audubon	63	451.75	93	2,664.86	80,000.00
Benton	111	1,371.93	143	5,083.84	242,500.00
Black Hawk	27	790.50	136	2,613.88	997,050.00
Boone	105	1,467.30	153	5,006.12	309,200.00
Bremer	59	861.16	142	3,987.44	168,100.00
Buchanan	94	819.25	246	8,197.56	256,800.00
Buena Vista	17	267.25	83	2,735.68	314,300.00
Butler	135	1,636.78	158	4,999.74	168,400.00
Calhoun	102	1,777.44	205	4,337.88	254,000.00
Carroll	56	774.35	135	4,243.16	182,200.00
Cass	111	1,286.65	262	5,985.61	212,000.00
Cedar	144	1,928.03	139	4,107.27	185,700.00
Cerro Gordo	37	305.75	137	4,846.59	848,000.00
Cherokee	63	1,293.20	191	5,497.18	137,300.00
Chickasaw	39	374.61	94	3,614.84	118,500.00
Clarke	9	89.50	144	2,777.39	69,000.00
Clay	22	334.00	139	4,863.09	231,800.00
Clayton	56	1,097.68	166	4,700.50	233,800.00
Clinton	37	464.13	140	4,259.24	487,000.00
Crawford	62	502.60	88	2,252.56	160,800.00
Dallas	210	3,247.10	263	7,397.26	364,300.00
Davis	48	334.75	56	1,057.57	72,200.00
Decatur	85	746.97	225	4,360.24	152,250.00
Delaware	30	237.65	85	2,105.91	168,000.00
Des Moines	34	526.00	145	5,124.87	550,100.00
Dickinson	30	249.75	64	2,271.25	296,350.00
Dubuque	8	160.04	7	944.00	598,530.00
Emmet	14	110.87	70	2,297.56	219,855.00
Fayette	68	520.10	183	3,815.31	394,650.00
Floyd	66	1,107.95	65	1,281.96	285,000.00
Franklin	32	515.25	83	2,888.50	241,150.00
Fremont	87	1,011.67	200	4,443.18	133,300.00
Greene	64	888.76	150	3,897.59	221,500.00
Grundy	79	864.50	110	3,220.00	82,500.00
Guthrie	83	1,173.64	127	2,379.06	201,000.00
Hamilton	100	1,915.69	80	1,823.24	175,000.00
Hancock	42	308.00	113	1,982.41	139,800.00
Hardin	107	1,486.18	182	5,196.41	317,800.00
Harrison	89	988.50	255	4,254.32	247,800.00
Henry	79	990.85	181	5,395.14	168,500.00
Howard	34	510.50	87	2,217.60	90,500.00
Humboldt	137	1,984.04	145	2,942.16	177,800.00
Ida	25	621.38	86	3,358.46	85,900.00
Iowa	143	1,808.88	165	2,644.88	165,500.00
Jackson	40	495.90	154	2,775.03	147,900.00
Jasper	74	1,402.61	222	6,798.64	253,450.00
Jefferson	62	523.50	176	5,569.31	198,900.00
Johnson	146	4,046.95	146	4,700.75	397,000.00
Jones	116	1,176.33	150	3,117.11	212,500.00

ORTS, JULY 1, 1915, TO JUNE 30, 1916.

AND VILLAGE CORPORATIONS.

Value of apparatus	Volumes in libraries	Paid Teachers		Total number months all pupils attended	Paid Teachers	
		Treasurer's Report			Secretary's Report	
		Males	Females		Males	Females
\$ 3,725.00	3,742	\$ 6,360.02	\$ 23,059.41	9,337.5	\$ 6,111.45	\$ 25,002.90
1,585.00	1,050	4,880.23	20,339.59	7,371	4,880.23	20,339.59
5,387.00	6,027	8,924.93	22,294.28	10,514	8,924.93	22,294.28
18,548.00	8,620	17,442.98	66,158.45	41,471	17,030.52	66,326.40
5,180.00	2,200	4,674.98	17,233.89	7,509	4,674.98	17,233.89
8,665.00	6,100	17,073.28	48,386.00	19,874.4	16,593.28	48,866.00
7,400.00	9,858	31,872.92	144,963.72	57,327	31,872.92	144,963.72
7,507.00	8,824	16,023.95	61,442.39	29,752	16,023.95	61,442.39
7,600.00	5,572	11,285.42	31,413.77	13,673	11,285.42	31,413.77
11,910.00	4,767	13,538.54	38,414.66	16,722	13,538.54	38,414.66
13,180.00	8,731	12,969.30	47,840.75	19,738	12,969.30	47,840.75
5,950.00	6,568	10,254.21	35,318.95	14,517	10,254.21	35,318.95
11,302.00	5,402	11,079.93	54,119.04	18,507	11,131.29	53,962.96
8,115.00	7,180	14,197.50	41,346.70	15,041	14,632.30	43,174.98
4,210.00	6,143	11,457.44	46,774.85	20,139	11,457.44	46,774.85
5,315.00	6,515	11,216.21	39,610.28	15,889	11,491.05	39,657.13
7,350.00	3,950	29,389.35	85,686.14	34,083	11,699.46	92,332.21
6,795.00	9,001	11,350.00	36,076.96	15,160	11,349.78	36,052.97
6,085.00	4,007	9,545.00	25,839.65	10,285.5	9,545.00	25,839.65
1,110.00	1,525	3,699.98	17,488.07	8,695.5	4,390.00	19,185.12
14,023.00	7,507	14,542.91	38,862.58	16,041	14,827.00	39,706.00
16,857.00	7,456	19,547.97	45,716.58	18,566.5	19,547.97	45,716.58
9,050.00	11,078	29,161.04	107,667.01	41,344	29,161.04	107,667.01
19,720.00	6,212	14,275.26	46,739.86	16,671	14,275.26	48,206.51
11,815.00	7,266	18,575.82	67,869.62	27,131	18,575.82	67,869.62
12,145.00	1,494	7,527.65	15,413.70	8,413	6,947.38	16,233.89
8,550.00	4,880	13,884.96	39,418.74	18,494	13,829.81	40,320.62
5,486.00	3,771	10,480.38	35,425.80	17,004.2	10,480.28	36,068.90
34,295.00	2,536	28,530.89	108,490.08	41,382	28,530.89	103,490.08
12,795.00	7,913	13,672.53	38,411.73	13,972	13,672.53	38,411.73
8,396.00	10,749	24,040.00	106,368.97	37,173	27,840.00	104,038.96
9,300.00	5,345	6,170.49	33,448.61	14,791	6,025.00	33,153.11
11,425.00	11,816	14,413.41	65,167.62	27,606	18,774.73	64,660.48
7,300.00	4,050	11,935.67	43,467.17	17,972	11,935.67	43,467.17
8,040.00	3,963	10,996.20	32,618.45	14,571	10,806.20	32,618.45
7,225.00	7,995	10,736.66	37,425.74	16,269	10,512.64	37,425.66
5,410.00	4,742	11,204.38	33,185.08	14,643	11,204.38	33,185.08
5,800.00	2,933	9,796.18	25,604.80	10,530	9,796.18	25,604.80
4,630.00	3,844	10,977.49	36,261.01	16,191	10,977.49	36,261.01
5,790.00	3,006	10,551.47	43,945.12	17,983	10,689.66	43,412.70
6,048.00	5,426	7,424.86	29,721.55	12,159	7,424.86	29,721.55
7,808.00	8,859	18,208.28	60,836.99	24,732	18,208.28	60,836.99
10,325.00	6,044	22,534.96	56,209.60	28,827	22,614.96	56,209.60
4,065.00	4,386	11,620.00	41,704.55	17,297	11,620.00	41,704.55
3,235.00	5,677	5,350.34	18,774.82	8,487	5,554.00	18,722.52
9,280.00	7,690	12,685.00	40,066.23	14,800.2	12,785.00	40,066.68
7,850.00	4,778	8,119.92	26,180.49	10,667	8,119.92	26,180.49
12,610.00	7,515	9,798.73	33,721.11	13,480.5	9,778.53	33,721.11
5,015.00	4,274	11,953.72	36,982.01	15,144	11,544.00	37,338.80
8,445.00	4,195	15,053.17	58,847.81	24,800.1	18,053.17	58,847.81
5,745.00	3,906	11,233.88	31,540.33	14,794	11,233.88	31,540.33
20,400.00	13,723	17,258.76	50,074.78	20,195	18,148.59	49,067.55
6,615.00	4,786	12,389.97	33,149.83	17,172	12,189.97	33,149.83

COUNTY SUPERINTENDENTS' REPORTS, J
INDEPENDENT CITY, TOWN

COUNTIES	Non-Resident Pupils and Tuition				Value of schoolhouses
	Below 9th Grade		Above 9th Grade		
	Number	Amount received	Number	Amount received	
Keokuk	158	1,205.23	298	6,116.98	225,900.00
Kossuth	81	763.60	167	3,446.53	204,300.00
Lee	39	302.12	103	2,807.77	456,000.00
Linn	134	3,363.80	323	11,666.16	1,361,817.00
Louisa	70	636.96	175	3,732.69	132,000.00
Lucas	38	271.03	160	3,334.09	187,000.00
Lyon	51	1,321.80	77	1,916.42	100,000.00
Madison	63	838.78	216	4,445.07	106,200.00
Mahaska	86	1,500.51	165	3,079.97	342,300.00
Marion	30	263.45	68	1,634.35	332,300.00
Marshall	126	1,328.19	119	2,789.92	601,526.00
Mills	58	694.55	133	3,776.22	106,800.00
Mitchell	32	271.20	152	4,672.95	151,100.00
Monona	146	2,892.04	113	3,648.37	140,500.00
Monroe	44	578.74	98	3,632.09	241,800.00
Montgomery	31	427.17	182	5,667.36	229,150.00
Muscatine	76	1,400.56	127	4,265.78	309,100.00
O'Brien	74	1,274.22	145	4,204.70	200,500.00
Oseola	36	428.67	51	1,329.33	87,000.00
Page	97	1,327.96	226	6,059.96	305,100.00
Palo Alto	67	891.92	74	1,672.68	114,000.00
Plymouth	75	724.75	118	3,129.02	242,500.00
Pocahontas	77	562.30	138	4,258.11	163,975.00
Polk	139	1,300.67	265	7,853.73	4,570,750.00
Pottawattamie	138	1,911.50	259	7,404.94	226,008.00
Poweshiek	106	1,388.07	225	6,532.67	250,800.00
Ringgold	90	877.76	201	3,838.84	147,400.00
Sac	72	930.49	155	6,800.46	172,000.00
Scott	85	1,412.42	106	4,469.75	1,339,300.00
Shelby	69	760.44	123	2,587.14	127,300.00
Sioux	41	721.79	75	1,221.17	233,500.00
Story	154	3,006.03	285	7,088.60	505,800.00
Tama	105	1,488.24	168	3,925.93	258,100.00
Taylor	163	1,977.28	208	4,964.75	163,650.00
Union	51	451.40	189	6,190.66	241,800.00
Van Buren	224	2,279.61	186	3,730.66	127,550.00
Wapello	130	1,659.03	164	5,846.87	520,000.00
Warren	112	1,442.69	225	7,145.06	169,575.00
Washington	71	1,024.26	215	7,119.83	188,200.00
Wayne	145	1,050.01	230	5,332.61	147,500.00
Webster	61	623.75	81	3,198.19	477,700.00
Winnebago	63	661.19	111	3,399.57	134,000.00
Winneshiek	14	243.15	87	1,571.75	104,800.00
Woodbury				1,564.70	1,875,000.00
Worth	18	184.01	64	1,046.81	121,794.00
Wright	32	561.07	211	5,557.27	318,000.00
Total	7,463	\$ 99,796.33	11,778	\$ 402,430.30	\$ 32,301,671.00

JULY 1, 1915, TO JUNE 30, 1916.—CONTINUED.
AND VILLAGE CORPORATIONS.

COUNTIES	Value of apparatus	Volumes in libraries	Paid Teachers		Total number months all pupils attended	Paid Teachers	
			Treasurer's Report			Secretary's Report	
			Males	Females		Males	Females
Keokuk	11,256.00	8,000	17,223.00	53,337.84	22,628	17,223.00	53,337.84
Kossuth	10,685.00	7,750	12,974.92	48,591.03	18,655	12,974.92	48,591.03
Lee	8,200.00	4,991	23,094.32	75,780.65	33,834	23,094.32	75,780.65
Linn	75,898.00	10,107	34,682.65	250,568.64	84,068.5	33,578.02	220,430.76
Louisa	5,749.00	6,019	12,689.90	30,212.05	13,608	10,899.04	25,451.79
Lucas	3,840.00	2,965	6,224.94	25,826.65	14,625	6,224.94	25,826.65
Lyon	9,950.00	5,392	10,824.24	29,872.62	11,962	10,824.24	29,872.62
Madison	3,015.00	2,500	10,213.20	23,912.45	12,107	10,213.01	25,744.88
Mahaska	13,089.00	5,828	13,826.15	63,253.33	26,864	13,825.95	63,253.89
Marion	8,300.00	6,232	15,994.96	57,557.88	31,334	15,994.96	70,967.88
Marshall	13,248.00	8,388	21,587.96	98,583.89	38,624	21,632.57	96,350.73
Mills	4,750.00	4,187	10,446.00	28,012.81	13,051	10,991.33	29,115.59
Mitchell	12,250.00	5,429	11,007.28	35,476.36	15,888	11,837.03	37,276.89
Monona	5,945.00	6,454	11,274.71	41,892.15	15,327	11,274.71	41,892.15
Monroe	4,404.00	2,741	8,770.00	36,044.62	23,921	10,770.14	36,046.16
Montgomery	5,531.00	3,619	11,642.43	39,540.90	17,415	11,212.94	38,941.74
Muscatine	8,850.00	5,552	14,160.00	78,459.28	29,239	14,159.95	78,460.37
O'Brien	12,250.00	7,490	13,383.27	43,588.40	17,946	13,383.27	43,588.40
Oseola	3,185.00	4,063	4,654.90	19,940.10	7,542	4,714.85	19,819.00
Page	21,875.00	6,129	21,665.89	70,763.98	27,336	21,665.89	70,763.98
Palo Alto	8,100.00	5,837	12,820.22	33,927.69	13,608	12,820.22	33,927.69
Plymouth	9,925.00	6,840	12,076.37	43,580.64	17,010	12,029.90	43,386.83
Pocahontas	4,950.00	4,185	12,190.23	35,332.27	11,975.5	12,179.94	35,261.70
Polk	365,590.00	2,742	89,133.08	569,324.62	171,316.2	93,375.89	563,723.39
Pottawattamie	22,608.00	8,451	28,945.65	159,340.64	66,131.1	28,820.27	159,074.74
Poweshiek	15,751.00	5,538	16,553.53	48,724.69	20,484	14,878.20	47,754.80
Ringgold	4,275.00	3,480	9,600.05	25,546.50	11,420	10,763.02	28,944.20
Sac	7,475.00	6,509	12,559.98	39,361.76	14,934.6	12,522.40	38,392.69
Scott	17,570.00	23,066	64,257.26	192,856.45	69,082	64,212.26	192,848.15
Shelby	8,215.00	5,413	7,716.90	28,688.63	10,745.9	8,192.92	28,446.72
Sioux	12,400.00	9,592	15,368.74	47,894.33	16,780.1	14,876.79	48,466.73
Story	16,500.00	6,843	24,599.68	79,092.58	30,507	24,404.23	79,185.27
Tama	9,775.00	7,348	13,019.40	45,004.20	19,143	13,019.26	46,622.16
Taylor	7,040.00	3,517	10,128.86	35,851.34	15,563	10,124.84	35,823.40
Union	6,333.00	5,931	8,390.37	45,290.83	19,960	8,390.37	45,310.83
Van Buren	7,684.00	4,706	11,396.49	28,744.48	14,034	11,405.00	28,722.21
Wapello	29,950.00	5,312	24,766.25	107,588.88	49,814	24,766.25	107,588.88
Warren	5,230.00	3,209	13,990.75	39,954.53	18,437.3	13,990.75	39,954.53
Washington	8,690.00	6,391	12,408.75	43,870.13	18,441	12,408.75	43,870.13
Wayne	6,785.00	6,530	14,132.90	34,286.40	18,004	14,133.16	34,287.23
Webster	6,792.00	6,792	22,451.63	87,511.91	31,612	20,466.83	85,439.77
Winnebago	10,825.00	3,116	8,257.50	32,177.58	13,818.6	8,257.00	32,177.58
Winneshiek	6,000.00	4,429	7,829.00	29,701.64	10,985.5	9,054.85	30,153.93
Woodbury	26,700.00		32,236.57	254,513.28	95,939	67,236.57	219,506.28
Worth	5,492.00	5,248	5,890.25	16,199.68	7,182	5,890.25	16,199.68
Wright	8,520.00	7,157	14,507.95	50,556.96	21,305	14,507.95	50,556.96
Total	\$1,359,716.00	588,265	\$1,505,948.20	\$5,724,292.28	2,296,240.7	\$1,555,072.19	\$ 5,665,881.02

PART I.

	Page
Biennial Report, thirty-eighth of the department of public instruction....	XI
Consolidated and rural schools.....	XXVI
Graded and high schools.....	XXVI
In Memoriam—	
Col. Alonzo Abernethy	IX
O. E. French	X
Letter of transmittal.....	III
Normal training in high schools.....	XXI
Officers, department of public instruction.....	III
Rural and consolidated schools.....	XXVI
State board of educational examiners.....	III
Superintendents of public instruction.....	V

PART II.

Summary of licenses issued (1915-16).....	3
County superintendents—list of 1915.....	143
County superintendents—list of 1916.....	147
Abstract (A) reports of county superintendents—cities, towns, villages and rural districts—	
Part II, 1915	10
Part II, 1916	148
Abstract (A-1) reports of county superintendents—corporations, officers, teachers—	
Part II, 1915	30
Part II, 1916	168
Abstract (A-2) reports of county superintendents—enumeration, enrollment, tuition—	
Part II, 1915	34
Part II, 1916	172
Abstract (B) reports of county superintendents—teachers' fund—	
Part II, 1915	38
Part II, 1916	176
Abstract (B-1) reports of county superintendents—schoolhouse fund—	
Part II, 1915	42
Part II, 1916	180
Abstract (B-2) reports of county superintendents—contingent fund—	
Part II, 1915	46
Part II, 1916	184
Abstract (B-3) reports of county superintendents—school building bond fund—	
Part II, 1915	50
Part II, 1916	188
Abstract (B-4), reports of county superintendents—interest bearing indebtedness—	
Part II, 1915	54
Part II, 1916	192
Abstract (C) reports of county superintendents—certificates issued by educational board of examiners—	
Part II, 1915	56
Part II, 1916	194

	Page.
Abstract (D) reports of county superintendents—buildings and sites, trees—	
Part II, 1915	60
Part II, 1916	198
Abstract (D-1) reports of county superintendents—educational meetings, visitation, compensation of county superintendent—	
Part II, 1915	62
Part II, 1916	200
Abstract (E) reports of county superintendents—teachers' normal institutes—	
Part II, 1915	64
Part II, 1916	202
Abstract (E-1) reports of county superintendents—institute faculty—	
Part II, 1915	70
Part II, 1916	208
Abstract (F) reports of county superintendents—corporations, directors, teachers—	
Part II, 1915	74
Part II, 1916	212
Abstract (G) reports of county superintendents—special library, volumes, amounts expended—	
Part II, 1915	76
Part II, 1916	214
Abstract (H) reports of county superintendents—private, denominational and higher educational institutions—	
Part II, 1915	80
Part II, 1916	218
Abstract—Graded school reports—	
Cities of 3,000 or more, report 1915	98
Cities of 3,000 or more, report 1916	236
Cities of 1,500 to 3,000, report 1915	102
Cities of 1,500 to 3,000, report 1916	240
Cities of less than 1,500, report 1915	106
Cities of less than 1,500, report 1916	244
Abstract—Independent city, town and village corporations—	
Report 1915	134
Report 1916	274
Abstract—Enrollment and tuition in city, town and village corporation—	
Report 1915	136
Report 1916	276

STATE OF IOWA

1916

TENTH BIENNIAL REPORT

OF THE

BOARD OF CONTROL

OF

STATE INSTITUTIONS

FOR THE PERIOD ENDING JUNE 30, 1916